

BMCRC-MRO Championships 2017 supported by Dickies



MRO 600 inc Clubman 600

Brands Hatch GP

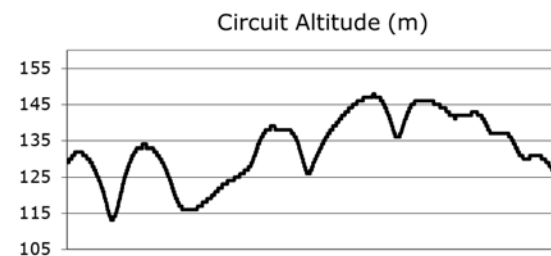
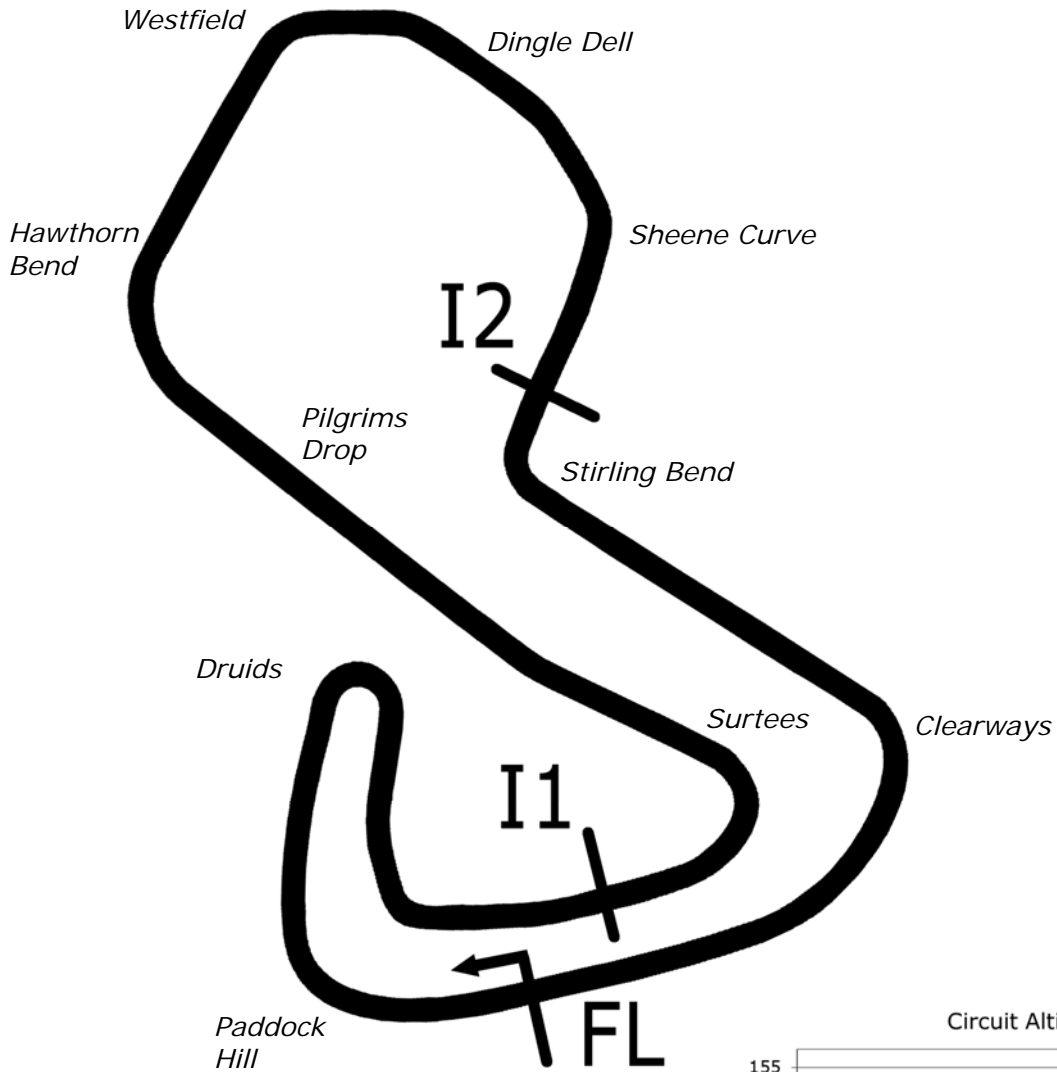
15th / 16th July 2017



Results Provided by Timing Solutions Ltd

www.tsl-timing.com

Brands Hatch GP



Length	2.4332 miles	3916.0 m	
FL		51.36032 N	0.26032 E
I1	1116m	51.35934 N	0.25955 E
I2	2928m	51.35532 N	0.26250 E
Pit Entry	3646m	51.35911 N	0.25743 E
Pit Exit	0m after FL	51.36017 N	0.26051 E
Pit Entry-Pit Exit 251m, 15.0s @60kph, 11.3s @80kph			

All results available at www.tsl-timing.com

BMCRC - MRO Championship 2017 - Rnd 6 @ Brands Hatch GP

Team Respro MRO 600

QUALIFYING - CLASSIFICATION - AMENDED

POS	NO	CL	PIC NAME	ENTRY	TIME	ON	LAPS	GAP	DIFF	MPH
1	14		1 Chris BURRAGE	Yamaha - Seton tuning	1:32.088	10	10			95.12
2	111		2 Sam SMITH	Suzuki - JHS Suzuki Racing	1:32.663	7	9	0.575	0.575	94.53
3	10	C	1 Paul WILBY	Kawasaki - MOREMOTO	1:33.398	5	10	1.310	0.735	93.79
4	16		3 Dominic PETTIT	Yamaha - Camclad Contractors	1:33.525	9	10	1.437	0.127	93.66
5	127		4 David TINKLER	Yamaha - alltrades/tinklers m/cycles	1:33.847	8	10	1.759	0.322	93.34
6	226		5 Adam HARTGROVE	Yamaha - Technical lifting services limited	1:34.256	4	10	2.168	0.409	92.93
7	6	C	2 Conor WHEELER	Kawasaki - www.fitakitchen.co.uk	1:34.480	9	10	2.392	0.224	92.71
8	173		6 Stephen DRAPER	Kawasaki -	1:34.591	8	10	2.503	0.111	92.60
9	46		7 Harry ROWLINGS	Triumph - Bernard Elliott racing / Steve Jordan motorcycle	1:34.594	9	10	2.506	0.003	92.60
10	27		8 Stuart WICKENS	Triumph - Big Tone	1:34.718	4	10	2.630	0.124	92.48
11	44		9 Hayden PLATTON	Kawasaki - NR Racing	1:34.853	5	10	2.765	0.135	92.35
12	81	C	3 Liam DUFFETT	Kawasaki - MFM Track Bikes	1:35.127	9	10	3.039	0.274	92.08
13	53	C	4 Jason SIGGS	Yamaha - J Siggs Construction	1:35.327	7	8	3.239	0.200	91.89
14	86	C	5 David SHOUBRIDGE	Kawasaki - PLEASE SPONSOR ME!!!!	1:35.359	9	9	3.271	0.032	91.86
15	49		10 Ross MCLURG	Kawasaki - E.D.I Building / Steve Jordan Motorcycles	1:35.467	6	9	3.379	0.108	91.75
16	56	C	6 Michael MILLS	Yamaha - A51 Racing	1:35.934	10	10	3.846	0.467	91.31
17	11		11 Josh HARVEY	Yamaha - NR Racing	1:36.156	8	9	4.068	0.222	91.10
18	777	C	7 Mason WILLIAMS	Yamaha - MoreMoto / In Memory Of Jim Warner	1:36.260	8	8	4.172	0.104	91.00
19	543	C	8 Stefan ELLIS	Yamaha - Bespoke Bathing Company	1:36.684	6	9	4.596	0.424	90.60
20	55	C	9 Paul GARNER	Yamaha - A51 Racing	1:36.758	4	7	4.670	0.074	90.53
21	17	C	10 Philip BAKER	Triumph - Ashford accident repair center	1:36.848	6	9	4.760	0.090	90.44
22	82	C	11 Andrew SMITH	Suzuki - 5 Club Racing / Challenger Communications	1:36.871	9	10	4.783	0.023	90.42
23	73		12 Cameron TENZING-JENKINS	Kawasaki - JDF Racing	1:36.936	9	10	4.848	0.065	90.36
24	144	C	12 Tom NEWMAN	Triumph - Leeway Building Services & David Bedwell and	1:37.089	5	5	5.001	0.153	90.22
25	40		13 David SHELVEY	Suzuki - ymark.com	1:37.200	6	8	5.112	0.111	90.12
26	192		14 Daniel MOFFA	Triumph - DM Racing	1:38.432	9	9	6.344	1.232	88.99
27	89	C	13 Chris PARISH	Yamaha - HPS Motorcycles	1:38.443	5	9	6.355	0.011	88.98
28	130	C	14 Lee BUTTON	Yamaha - Elite Spas/Goodwins/Sparkle Spas	1:38.598	8	9	6.510	0.155	88.84
29	57	C	15 Theo RUTTER	Yamaha - Sublime Designs Racing/RRC	1:39.582	9	10	7.494	0.984	87.96
30	116	C	16 Ollie SHOTTON	Kawasaki -	1:41.520	3	4	9.432	1.938	86.28
31	106		15 Patrick BYRNE	Kawasaki - PKB RACING	1:41.533	8	8	9.445	0.013	86.27
32	147	C	17 Sean CHASTON	Yamaha - Hyside Motorcycles	1:42.277	3	6	10.189	0.744	85.64
33	78		16 Dan BEIGHTON	Kawasaki - johns motorcycle news	1:42.358	4	7	10.270	0.081	85.58
34	22	C	18 Darren DOWDS	Yamaha - sublime designs racing	1:42.739	6	8	10.651	0.381	85.26
35	122	C	19 Paul WILSON	Yamaha -	1:43.671	5	8	11.583	0.932	84.49
36	51	C	20 Andrew DURANT	Honda -	1:44.081	6	9	11.993	0.410	84.16
37	9	C	21 Duncan GROVE	Yamaha -	1:57.219	3	8	25.131	13.138	74.73

Brands Hatch GP

Circuit Length = 2.4332 miles

Start: 11:50 Flag 12:05 End: 12:07

Weather / Track : Cloudy / Dry

These results are provisional until the conclusion of any judicial and technical matters.

Clerk Of Course :	Timekeeper :
-------------------	--------------

Results can be found at www.tsl-timing.com

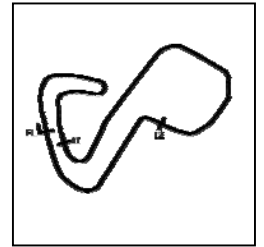
Printed - 12:42 Saturday, 15 July 2017



BMCRC - MRO Championship 2017 - Rnd 6 @ Brands Hatch GP

Team Respro MRO 600

QUALIFYING - SECTOR ANALYSIS



SECTOR 1 = FL to I1, SECTOR 2 = I1 to I2, SECTOR 3 = I2 to FL, DIFF = Difference To Personal Best Lap, P = Crossed Finish Line in Pit Lane, D = Time Disallowed

P1 14		Chris BURRAGE		Yamaha - Seton tuning			
IDEAL LAP TIME : 1:32.088		BEST LAP TIME : 1:32.088		DIFFERENCE : 0.000			
LAP	SECTOR 1	SECTOR 2	SECTOR 3	LAP TIME	MPH	DIFF	TIME OF DAY
1 -			22.788				11:51:31.936
2 -	30.504	42.252	21.947	1:34.703	92.49	2.615	11:53:06.639
3 -	29.715	41.149	21.809	1:32.673 (2)	94.52	0.585	11:54:39.312
4 -	29.719	41.216	21.837	1:32.772	94.42	0.684	11:56:12.084
5 -	29.764	41.502	21.797	1:33.063	94.12	0.975	11:57:45.147
6 -	29.696	41.656	21.819	1:33.171	94.01	1.083	11:59:18.318
7 -	29.671	41.356	21.740	1:32.767 (3)	94.42	0.679	12:00:51.085
8 -	30.742	43.630	IN PIT	2:06.805 P	69.08	34.717	12:02:57.890
9 -	OUTLAP	41.938	21.759	1:38.882	88.58	6.794	12:04:36.772
10 -	29.453	40.983	21.652	1:32.088 (1)	95.12		12:06:08.860

P2 111		Sam SMITH		Suzuki - JHS Suzuki Racing			
IDEAL LAP TIME : 1:32.391		BEST LAP TIME : 1:32.663		DIFFERENCE : 0.272			
LAP	SECTOR 1	SECTOR 2	SECTOR 3	LAP TIME	MPH	DIFF	TIME OF DAY
1 -			22.494				11:51:29.522
2 -	30.322	42.526	22.797	1:35.645	91.58	2.982	11:53:05.167
3 -	30.032	41.647	22.382	1:34.061	93.12	1.398	11:54:39.228
4 -	30.137	41.425	22.199	1:33.761	93.42	1.098	11:56:12.989
5 -	30.209	40.943	22.039	1:33.191 (3)	93.99	0.528	11:57:46.180
6 -	29.876	41.268	21.953	1:33.097 (2)	94.09	0.434	11:59:19.277
7 -	29.807	41.215	21.641	1:32.663 (1)	94.53		12:00:51.940
8 -	30.030	45.023	IN PIT	2:53.097 P	50.60	1:20.434	12:03:45.037
9 -	OUTLAP	41.536	22.783	1:38.901	88.57	6.238	12:05:23.938

P3 10 C		Paul WILBY		Kawasaki - MOREMOTO			
IDEAL LAP TIME : 1:33.398		BEST LAP TIME : 1:33.398		DIFFERENCE : 0.000			
LAP	SECTOR 1	SECTOR 2	SECTOR 3	LAP TIME	MPH	DIFF	TIME OF DAY
1 -			23.302				11:51:32.796
2 -	31.193	43.204	22.444	1:36.841	90.45	3.443	11:53:09.637
3 -	30.666	42.887	22.241	1:35.794	91.44	2.396	11:54:45.431
4 -	30.572	42.551	22.423	1:35.546	91.68	2.148	11:56:20.977
5 -	29.523	41.851	22.024	1:33.398 (1)	93.79		11:57:54.375
6 -	29.792	42.356	22.063	1:34.211 (2)	92.98	0.813	11:59:28.586
7 -	29.918	42.515	22.177	1:34.610 (3)	92.58	1.212	12:01:03.196
8 -	30.201	42.784	22.489	1:35.474	91.75	2.076	12:02:38.670
9 -	30.273	43.003	22.646	1:35.922	91.32	2.524	12:04:14.592
10 -	30.673	43.039	22.424	1:36.136	91.11	2.738	12:05:50.728

P4 16		Dominic PETTIT		Yamaha - Camclad Contractors			
IDEAL LAP TIME : 1:33.473		BEST LAP TIME : 1:33.525		DIFFERENCE : 0.052			
LAP	SECTOR 1	SECTOR 2	SECTOR 3	LAP TIME	MPH	DIFF	TIME OF DAY
1 -			23.364				11:51:35.632
2 -	31.286	43.188	22.389	1:36.863	90.43	3.338	11:53:12.495
3 -	30.735	42.569	22.359	1:35.663	91.56	2.138	11:54:48.158
4 -	30.003	41.971	22.083	1:34.057 (2)	93.13	0.532	11:56:22.215
5 -	29.970	43.657	21.957	1:35.584	91.64	2.059	11:57:57.799
6 -	29.822	42.460	22.314	1:34.596	92.60	1.071	11:59:32.395
7 -	30.077	42.959	22.496	1:35.532	91.69	2.007	12:01:07.927
8 -	30.241	42.065	22.064	1:34.370 (3)	92.82	0.845	12:02:42.297
9 -	29.820	41.696	22.009	1:33.525 (1)	93.66		12:04:15.822
10 -	29.852	42.490	22.097	1:34.439	92.75	0.914	12:05:50.261

P5 127		David TINKLER		Yamaha - alltrades/tinklers m/cycles			
IDEAL LAP TIME : 1:33.817		BEST LAP TIME : 1:33.847		DIFFERENCE : 0.030			
LAP	SECTOR 1	SECTOR 2	SECTOR 3	LAP TIME	MPH	DIFF	TIME OF DAY
1 -			23.379				11:51:32.913

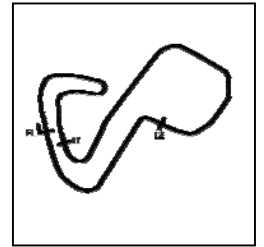
Weather / Track : Cloudy / Dry

Brands Hatch GP
Circuit Length = 2.4332 miles
Start: 11:50 Flag 12:05 End: 12:07

BMCRC - MRO Championship 2017 - Rnd 6 @ Brands Hatch GP

Team Respro MRO 600

QUALIFYING - SECTOR ANALYSIS



SECTOR 1 = FL to I1, SECTOR 2 = I1 to I2, SECTOR 3 = I2 to FL, DIFF = Difference To Personal Best Lap, P = Crossed Finish Line in Pit Lane, D = Time Disallowed

2 -	31.208	43.559	22.415	1:37.182	90.13	3.335	11:53:10.095
3 -	30.545	43.053	22.465	1:36.063	91.18	2.216	11:54:46.158
4 -	30.630	42.801	22.273	1:35.704	91.53	1.857	11:56:21.862
5 -	30.184	42.445	21.975	1:34.604	92.59	0.757	11:57:56.466
6 -	30.423	42.371	22.484	1:35.278	91.93	1.431	11:59:31.744
7 -	30.137	42.569	22.057	1:34.763	92.43	0.916	12:01:06.507
8 -	30.119	41.766	21.962	1:33.847 (1)	93.34		12:02:40.354
9 -	30.106	41.959	22.287	1:34.352 (2)	92.84	0.505	12:04:14.706
10 -	30.500	42.088	21.945	1:34.533 (3)	92.66	0.686	12:05:49.239

P6 226		Adam HARTGROVE		Yamaha - Technical lifting services limited			
IDEAL LAP TIME : 1:33.831		BEST LAP TIME : 1:34.256		DIFFERENCE : 0.425			
LAP	SECTOR 1	SECTOR 2	SECTOR 3	LAP TIME	MPH	DIFF	TIME OF DAY
1 -			23.388				11:51:34.756
2 -	31.516	43.368	22.578	1:37.462	89.87	3.206	11:53:12.218
3 -	30.288	43.290	22.534	1:36.112	91.14	1.856	11:54:48.330
4 -	30.041	42.254	21.961	1:34.256 (1)	92.93		11:56:22.586
5 -	29.841	43.014	22.080	1:34.935 (3)	92.27	0.679	11:57:57.521
6 -	29.616	42.660	IN PIT	2:06.100 P	69.46	31.844	12:00:03.621
7 -	OUTLAP	43.908	22.120	1:38.781	88.67	4.525	12:01:42.402
8 -	29.961	42.706	22.350	1:35.017	92.19	0.761	12:03:17.419
9 -	29.668	42.654	22.309	1:34.631 (2)	92.56	0.375	12:04:52.050
10 -	29.985	42.582	22.394	1:34.961	92.24	0.705	12:06:27.011

P7 6 C		Conor WHEELER		Kawasaki - www.fitakitchen.co.uk			
IDEAL LAP TIME : 1:34.321		BEST LAP TIME : 1:34.480		DIFFERENCE : 0.159			
LAP	SECTOR 1	SECTOR 2	SECTOR 3	LAP TIME	MPH	DIFF	TIME OF DAY
1 -			23.509				11:51:42.048
2 -	31.741	44.881	22.514	1:39.136	88.36	4.656	11:53:21.184
3 -	30.940	43.401	22.759	1:37.100	90.21	2.620	11:54:58.284
4 -	30.278	42.327	22.218	1:34.823 (3)	92.38	0.343	11:56:33.107
5 -	32.749	43.505	22.108	1:38.362	89.05	3.882	11:58:11.469
6 -	30.179	42.188	22.237	1:34.604 (2)	92.59	0.124	11:59:46.073
7 -	30.063	42.979	22.100	1:35.142	92.07	0.662	12:01:21.215
8 -	31.036	46.176	22.500	1:39.712	87.85	5.232	12:03:00.927
9 -	30.033	42.303	22.144	1:34.480 (1)	92.71		12:04:35.407
10 -	30.243	43.092	22.147	1:35.482	91.74	1.002	12:06:10.889

P8 173		Stephen DRAPER		Kawasaki -			
IDEAL LAP TIME : 1:34.498		BEST LAP TIME : 1:34.591		DIFFERENCE : 0.093			
LAP	SECTOR 1	SECTOR 2	SECTOR 3	LAP TIME	MPH	DIFF	TIME OF DAY
1 -			23.306				11:51:32.508
2 -	31.289	43.195	22.533	1:37.017	90.29	2.426	11:53:09.525
3 -	30.583	42.668	22.437	1:35.688	91.54	1.097	11:54:45.213
4 -	30.609	42.689	22.381	1:35.679	91.55	1.088	11:56:20.892
5 -	30.558	42.619	22.253	1:35.430 (3)	91.79	0.839	11:57:56.322
6 -	30.700	42.499	22.424	1:35.623	91.60	1.032	11:59:31.945
7 -	30.387	42.688	22.368	1:35.443	91.78	0.852	12:01:07.388
8 -	30.207	42.174	22.210	1:34.591 (1)	92.60		12:02:41.979
9 -	33.324	44.221	22.415	1:39.960	87.63	5.369	12:04:21.939
10 -	30.374	42.388	22.117	1:34.879 (2)	92.32	0.288	12:05:56.818

P9 46		Harry ROWLINGS		Triumph - Bernard Elliott racing / Steve Jordan motorcycles			
IDEAL LAP TIME : 1:34.366		BEST LAP TIME : 1:34.594		DIFFERENCE : 0.228			
LAP	SECTOR 1	SECTOR 2	SECTOR 3	LAP TIME	MPH	DIFF	TIME OF DAY
1 -			23.327				11:51:41.493
2 -	31.353	44.593	23.256	1:39.202	88.30	4.608	11:53:20.695
3 -	31.739	43.411	22.623	1:37.773	89.59	3.179	11:54:58.468
4 -	30.329	42.565	22.152	1:35.046 (3)	92.16	0.452	11:56:33.514
5 -	31.036	42.634	22.533	1:36.203	91.05	1.609	11:58:09.717

Weather / Track : Cloudy / Dry

Brands Hatch GP

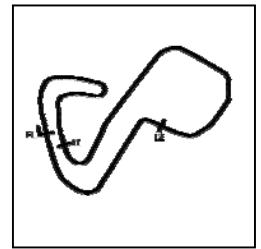
Circuit Length = 2.4332 miles

Start: 11:50 Flag 12:05 End: 12:07

BMCRC - MRO Championship 2017 - Rnd 6 @ Brands Hatch GP

Team Respro MRO 600

QUALIFYING - SECTOR ANALYSIS



SECTOR 1 = FL to I1, SECTOR 2 = I1 to I2, SECTOR 3 = I2 to FL, DIFF = Difference To Personal Best Lap, P = Crossed Finish Line in Pit Lane, D = Time Disallowed

6 -	30.390	42.639	22.244	1:35.273	91.94	0.679	11:59:44.990
7 -	30.467	42.775	22.108	1:35.350	91.87	0.756	12:01:20.340
8 -	30.222	43.192	22.190	1:35.604	91.62	1.010	12:02:55.944
9 -	30.186	42.133	22.275	1:34.594 (1)	92.60		12:04:30.538
10 -	30.125	42.556	22.239	1:34.920 (2)	92.28	0.326	12:06:05.458

P10 27	Stuart WICKENS			Triumph - Big Tone			
IDEAL LAP TIME : 1:34.246		BEST LAP TIME : 1:34.718		DIFFERENCE : 0.472			
LAP	SECTOR 1	SECTOR 2	SECTOR 3	LAP TIME	MPH	DIFF	TIME OF DAY

1 -			23.713				11:51:41.213
2 -	31.550	44.411	23.402	1:39.363	88.16	4.645	11:53:20.576
3 -	30.725	42.371	22.301	1:35.397	91.82	0.679	11:54:55.973
4 -	29.825	42.357	22.536	1:34.718 (1)	92.48		11:56:30.691
5 -	30.135	42.153	22.453	1:34.741 (3)	92.46	0.023	11:58:05.432
6 -	29.980	42.607	22.320	1:34.907	92.29	0.189	11:59:40.339
7 -	30.681	42.635	22.371	1:35.687	91.54	0.969	12:01:16.026
8 -	30.135	42.120	22.471	1:34.726 (2)	92.47	0.008	12:02:50.752
9 -	30.215	42.521	22.317	1:35.053	92.15	0.335	12:04:25.805
10 -	30.368	42.378	22.427	1:35.173	92.04	0.455	12:06:00.978

P11 44	Hayden PLATTON			Kawasaki - NR Racing			
IDEAL LAP TIME : 1:34.552		BEST LAP TIME : 1:34.853		DIFFERENCE : 0.301			
LAP	SECTOR 1	SECTOR 2	SECTOR 3	LAP TIME	MPH	DIFF	TIME OF DAY

1 -			23.316				11:51:33.655
2 -	30.829	43.484	22.496	1:36.809	90.48	1.956	11:53:10.464
3 -	30.593	42.927	22.312	1:35.832	91.40	0.979	11:54:46.296
4 -	30.198	42.707	22.402	1:35.307	91.91	0.454	11:56:21.603
5 -	30.024	42.612	22.217	1:34.853 (1)	92.35		11:57:56.456
6 -	29.898	42.764	22.595	1:35.257	91.96	0.404	11:59:31.713
7 -	29.993	43.329	22.748	1:36.070	91.18	1.217	12:01:07.783
8 -	30.132	42.746	22.219	1:35.097 (2)	92.11	0.244	12:02:42.880
9 -	29.991	42.437	22.754	1:35.182 (3)	92.03	0.329	12:04:18.062
10 -	30.179	44.064	22.844	1:37.087	90.22	2.234	12:05:55.149

P12 81 C	Liam DUFFETT			Kawasaki - MFM Track Bikes			
IDEAL LAP TIME : 1:35.021		BEST LAP TIME : 1:35.127		DIFFERENCE : 0.106			
LAP	SECTOR 1	SECTOR 2	SECTOR 3	LAP TIME	MPH	DIFF	TIME OF DAY

1 -			23.758				11:51:40.371
2 -	30.835	44.492	22.897	1:38.224	89.18	3.097	11:53:18.595
3 -	30.557	42.949	22.598	1:36.104	91.14	0.977	11:54:54.699
4 -	30.339	43.031	22.904	1:36.274	90.98	1.147	11:56:30.973
5 -	30.556	43.262	23.262	1:37.080	90.23	1.953	11:58:08.053
6 -	30.652	43.090	22.493	1:36.235	91.02	1.108	11:59:44.288
7 -	31.172	43.435	22.342	1:36.949	90.35	1.822	12:01:21.237
8 -	30.113	43.108	22.475	1:35.696 (2)	91.53	0.569	12:02:56.933
9 -	30.219	42.582	22.326	1:35.127 (1)	92.08		12:04:32.060
10 -	30.418	42.886	22.643	1:35.947 (3)	91.29	0.820	12:06:08.007

P13 53 C	Jason SIGGS			Yamaha - J Siggs Construction			
IDEAL LAP TIME : 1:35.144		BEST LAP TIME : 1:35.327		DIFFERENCE : 0.183			
LAP	SECTOR 1	SECTOR 2	SECTOR 3	LAP TIME	MPH	DIFF	TIME OF DAY

1 -			24.004				11:51:40.249
2 -	32.049	44.218	23.277	1:39.544	87.99	4.217	11:53:19.793
3 -	30.844	43.457	22.477	1:36.778	90.51	1.451	11:54:56.571
4 -	30.440	43.228	22.649	1:36.317	90.94	0.990	11:56:32.888
5 -	30.519	42.614	22.591	1:35.724 (2)	91.51	0.397	11:58:08.612
6 -	30.260	43.199	22.356	1:35.815 (3)	91.42	0.488	11:59:44.427
7 -	30.381	42.528	22.418	1:35.327 (1)	91.89		12:01:19.754
8 -	30.305	43.928	22.361	1:36.594	90.68	1.267	12:02:56.348

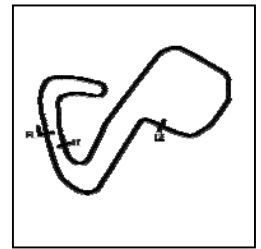
Weather / Track : Cloudy / Dry

Brands Hatch GP
Circuit Length = 2.4332 miles
Start: 11:50 Flag 12:05 End: 12:07

BMCRC - MRO Championship 2017 - Rnd 6 @ Brands Hatch GP

Team Respro MRO 600

QUALIFYING - SECTOR ANALYSIS



SECTOR 1 = FL to I1, SECTOR 2 = I1 to I2, SECTOR 3 = I2 to FL, DIFF = Difference To Personal Best Lap, P = Crossed Finish Line in Pit Lane, D = Time Disallowed

P14 86 C		David SHOUBRIDGE		Kawasaki - PLEASE SPONSOR ME!!!!			
IDEAL LAP TIME : 1:35.259		BEST LAP TIME : 1:35.359		DIFFERENCE : 0.100			
LAP	SECTOR 1	SECTOR 2	SECTOR 3	LAP TIME	MPH	DIFF	TIME OF DAY
1 -			24.463				11:52:33.711
2 -	32.172	44.398	23.140	1:39.710	87.85	4.351	11:54:13.421
3 -	31.078	43.657	22.705	1:37.440	89.89	2.081	11:55:50.861
4 -	30.398	42.626	22.443	1:35.467 (2)	91.75	0.108	11:57:26.328
5 -	30.419	42.761	22.429	1:35.609 (3)	91.62	0.250	11:59:01.937
6 -	30.298	43.080	22.518	1:35.896	91.34	0.537	12:00:37.833
7 -	30.239	43.261	22.490	1:35.990	91.25	0.631	12:02:13.823
8 -	30.528	43.774	22.589	1:36.891	90.40	1.532	12:03:50.714
9 -	30.206	42.624	22.529	1:35.359 (1)	91.86		12:05:26.073

P15 49		Ross MCLURG		Kawasaki - E.D.I Building / Steve Jordan Motorcycles			
IDEAL LAP TIME : 1:35.465		BEST LAP TIME : 1:35.467		DIFFERENCE : 0.002			
LAP	SECTOR 1	SECTOR 2	SECTOR 3	LAP TIME	MPH	DIFF	TIME OF DAY
1 -			24.013				11:51:34.576
2 -	31.798	44.238	23.023	1:39.059	88.43	3.592	11:53:13.635
3 -	31.391	43.200	23.060	1:37.651	89.70	2.184	11:54:51.286
4 -	30.909	43.153	22.695	1:36.757	90.53	1.290	11:56:28.043
5 -	30.817	42.991	22.847	1:36.655	90.62	1.188	11:58:04.698
6 -	30.284	42.669	22.514	1:35.467 (1)	91.75		11:59:40.165
7 -	30.802	43.443	22.649	1:36.894	90.40	1.427	12:01:17.059
8 -	30.534	42.667	22.572	1:35.773 (2)	91.46	0.306	12:02:52.832
9 -	30.641	42.702	22.629	1:35.972 (3)	91.27	0.505	12:04:28.804

P16 56 C		Michael MILLS		Yamaha - A51 Racing			
IDEAL LAP TIME : 1:35.769		BEST LAP TIME : 1:35.934		DIFFERENCE : 0.165			
LAP	SECTOR 1	SECTOR 2	SECTOR 3	LAP TIME	MPH	DIFF	TIME OF DAY
1 -			23.569				11:51:40.516
2 -	31.785	44.401	23.554	1:39.740	87.82	3.806	11:53:20.256
3 -	31.508	43.629	22.818	1:37.955	89.42	2.021	11:54:58.211
4 -	31.122	43.571	22.658	1:37.351	89.98	1.417	11:56:35.562
5 -	30.927	43.357	22.610	1:36.894	90.40	0.960	11:58:12.456
6 -	34.864	49.291	22.840	1:46.995	81.87	11.061	11:59:59.451
7 -	30.894	45.726	23.769	1:40.389	87.25	4.455	12:01:39.840
8 -	30.446	43.093	22.545	1:36.084 (3)	91.16	0.150	12:03:15.924
9 -	30.492	43.074	22.436	1:36.002 (2)	91.24	0.068	12:04:51.926
10 -	30.436	42.897	22.601	1:35.934 (1)	91.31		12:06:27.860

P17 11		Josh HARVEY		Yamaha - NR Racing			
IDEAL LAP TIME : 1:36.080		BEST LAP TIME : 1:36.156		DIFFERENCE : 0.076			
LAP	SECTOR 1	SECTOR 2	SECTOR 3	LAP TIME	MPH	DIFF	TIME OF DAY
1 -			23.701				11:51:41.906
2 -	31.565	45.527	23.250	1:40.342	87.29	4.186	11:53:22.248
3 -	31.059	43.476	22.681	1:37.216	90.10	1.060	11:54:59.464
4 -	30.608	43.687	22.704	1:36.999	90.30	0.843	11:56:36.463
5 -	30.799	43.381	22.737	1:36.917	90.38	0.761	11:58:13.380
6 -	31.457	43.309	22.665	1:37.431	89.90	1.275	11:59:50.811
7 -	30.651	43.244	22.510	1:36.405 (2)	90.86	0.249	12:01:27.216
8 -	30.595	42.975	22.586	1:36.156 (1)	91.10		12:03:03.372
9 -	30.745	43.173	22.545	1:36.463 (3)	90.81	0.307	12:04:39.835

P18 777 C		Mason WILLIAMS		Yamaha - MoreMoto / In Memory Of Jim Warner			
IDEAL LAP TIME : 1:35.974		BEST LAP TIME : 1:36.260		DIFFERENCE : 0.286			
LAP	SECTOR 1	SECTOR 2	SECTOR 3	LAP TIME	MPH	DIFF	TIME OF DAY
1 -			23.277				11:51:31.983
2 -	30.852	43.830	22.765	1:37.447	89.89	1.187	11:53:09.430
3 -	30.698	43.095	22.719	1:36.512 (3)	90.76	0.252	11:54:45.942

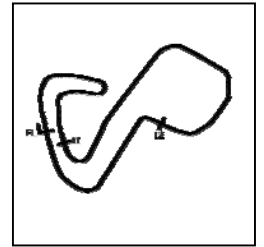
Weather / Track : Cloudy / Dry

Brands Hatch GP
Circuit Length = 2.4332 miles
Start: 11:50 Flag 12:05 End: 12:07

BMCRC - MRO Championship 2017 - Rnd 6 @ Brands Hatch GP

Team Respro MRO 600

QUALIFYING - SECTOR ANALYSIS



SECTOR 1 = FL to I1, SECTOR 2 = I1 to I2, SECTOR 3 = I2 to FL, DIFF = Difference To Personal Best Lap, P = Crossed Finish Line in Pit Lane, D = Time Disallowed

4 -	30.483	42.994	22.816	1:36.293 (2)	90.97	0.033	11:56:22.235
5 -	30.838	43.497	22.674	1:37.009	90.29	0.749	11:57:59.244
6 -	30.484	44.019	22.807	1:37.310	90.01	1.050	11:59:36.554
7 -	30.545	43.619	22.741	1:36.905	90.39	0.645	12:01:13.459
8 -	30.407	43.280	22.573	1:36.260 (1)	91.00		12:02:49.719

P19 543 C		Stefan ELLIS		Yamaha - Bespoke Bathing Company			
IDEAL LAP TIME : 1:36.475		BEST LAP TIME : 1:36.684		DIFFERENCE : 0.209			
LAP	SECTOR 1	SECTOR 2	SECTOR 3	LAP TIME	MPH	DIFF	TIME OF DAY
1 -			24.550				11:52:01.573
2 -	32.889	45.235	23.626	1:41.750	86.09	5.066	11:53:43.323
3 -	31.678	44.664	23.008	1:39.350	88.17	2.666	11:55:22.673
4 -	31.389	43.546	22.716	1:37.651	89.70	0.967	11:57:00.324
5 -	31.347	43.757	22.658	1:37.762	89.60	1.078	11:58:38.086
6 -	31.096	43.089	22.499	1:36.684 (1)	90.60		12:00:14.770
7 -	30.897	43.167	22.759	1:36.823 (2)	90.47	0.139	12:01:51.593
8 -	30.887	43.695	22.764	1:37.346 (3)	89.98	0.662	12:03:28.939
9 -	31.482	43.123	22.753	1:37.358	89.97	0.674	12:05:06.297

P20 55 C		Paul GARNER		Yamaha - A51 Racing			
IDEAL LAP TIME : 1:36.348		BEST LAP TIME : 1:36.758		DIFFERENCE : 0.410			
LAP	SECTOR 1	SECTOR 2	SECTOR 3	LAP TIME	MPH	DIFF	TIME OF DAY
1 -			24.309				11:51:40.972
2 -	31.578	44.503	23.382	1:39.463	88.07	2.705	11:53:20.435
3 -	32.395	43.472	22.854	1:38.721 (3)	88.73	1.963	11:54:59.156
4 -	30.391	43.803	22.564	1:36.758 (1)	90.53		11:56:35.914
5 -	30.925	43.393	22.710	1:37.028 (2)	90.28	0.270	11:58:12.942
6 -	32.287	45.552	22.865	1:40.704	86.98	3.946	11:59:53.646
7 -	30.777	45.065	22.979	1:38.821	88.64	2.063	12:01:32.467

P21 17 C		Philip BAKER		Triumph - Ashford accident repair center			
IDEAL LAP TIME : 1:36.848		BEST LAP TIME : 1:36.848		DIFFERENCE : 0.000			
LAP	SECTOR 1	SECTOR 2	SECTOR 3	LAP TIME	MPH	DIFF	TIME OF DAY
1 -			24.766				11:52:02.105
2 -	33.196	44.898	23.541	1:41.635	86.18	4.787	11:53:43.740
3 -	31.648	44.503	23.287	1:39.438	88.09	2.590	11:55:23.178
4 -	31.034	44.012	22.854	1:37.900	89.47	1.052	11:57:01.078
5 -	31.010	43.774	22.795	1:37.579 (2)	89.77	0.731	11:58:38.657
6 -	30.767	43.525	22.556	1:36.848 (1)	90.44		12:00:15.505
7 -	30.862	44.014	22.894	1:37.770	89.59	0.922	12:01:53.275
8 -	30.861	43.862	22.900	1:37.623 (3)	89.73	0.775	12:03:30.898
9 -	31.071	44.427	23.007	1:38.505	88.92	1.657	12:05:09.403

P22 82 C		Andrew SMITH		Suzuki - 5 Club Racing / Challenger Communications			
IDEAL LAP TIME : 1:36.453		BEST LAP TIME : 1:36.871		DIFFERENCE : 0.418			
LAP	SECTOR 1	SECTOR 2	SECTOR 3	LAP TIME	MPH	DIFF	TIME OF DAY
1 -			23.907				11:51:55.673
2 -	31.653	44.535	23.099	1:39.287	88.22	2.416	11:53:34.960
3 -	30.884	44.337	23.114	1:38.335	89.08	1.464	11:55:13.295
4 -	30.581	43.803	22.809	1:37.193	90.12	0.322	11:56:50.488
5 -	30.659	43.610	22.719	1:36.988 (3)	90.31	0.117	11:58:27.476
6 -	30.444	44.341	22.857	1:37.642	89.71	0.771	12:00:05.118
7 -	30.886	44.414	22.654	1:37.954	89.42	1.083	12:01:43.072
8 -	31.400	43.974	23.031	1:38.405	89.01	1.534	12:03:21.477
9 -	30.636	43.508	22.727	1:36.871 (1)	90.42		12:04:58.348
10 -	30.792	43.355	22.826	1:36.973 (2)	90.33	0.102	12:06:35.321

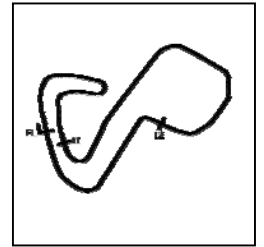
Weather / Track : Cloudy / Dry

Brands Hatch GP
Circuit Length = 2.4332 miles
Start: 11:50 Flag 12:05 End: 12:07

BMCRC - MRO Championship 2017 - Rnd 6 @ Brands Hatch GP

Team Respro MRO 600

QUALIFYING - SECTOR ANALYSIS



SECTOR 1 = FL to I1, SECTOR 2 = I1 to I2, SECTOR 3 = I2 to FL, DIFF = Difference To Personal Best Lap, P = Crossed Finish Line in Pit Lane, D = Time Disallowed

P23 73		Cameron TENZING-JENKINS		Kawasaki - JDF Racing			
IDEAL LAP TIME : 1:36.404		BEST LAP TIME : 1:36.936		DIFFERENCE : 0.532			
LAP	SECTOR 1	SECTOR 2	SECTOR 3	LAP TIME	MPH	DIFF	TIME OF DAY
1 -			24.727				11:52:00.291
2 -	32.564	45.830	23.410	1:41.804	86.04	4.868	11:53:42.095
3 -	31.402	45.930	23.510	1:40.842	86.86	3.906	11:55:22.937
4 -	31.722	44.344	23.009	1:39.075	88.41	2.139	11:57:02.012
5 -	31.185	44.287	23.146	1:38.618	88.82	1.682	11:58:40.630
6 -	30.784	43.983	22.764	1:37.531 (3)	89.81	0.595	12:00:18.161
7 -	31.041	44.156	22.588	1:37.785	89.58	0.849	12:01:55.946
8 -	30.576	43.920	22.500	1:36.996 (2)	90.31	0.060	12:03:32.942
9 -	30.538	43.366	23.032	1:36.936 (1)	90.36		12:05:09.878
10 -	35.778	47.085	24.443	1:47.306	81.63	10.370	12:06:57.184

P24 144 C		Tom NEWMAN		Triumph - Leeway Building Services & David Bedwell and Partnr			
IDEAL LAP TIME : 1:37.082		BEST LAP TIME : 1:37.089		DIFFERENCE : 0.007			
LAP	SECTOR 1	SECTOR 2	SECTOR 3	LAP TIME	MPH	DIFF	TIME OF DAY
1 -			23.715				11:51:55.821
2 -	31.306	43.891	22.836	1:38.033 (3)	89.35	0.944	11:53:33.854
3 -	30.854	44.364	23.015	1:38.233	89.17	1.144	11:55:12.087
4 -	31.083	43.958	22.868	1:37.909 (2)	89.46	0.820	11:56:49.996
5 -	30.861	43.462	22.766	1:37.089 (1)	90.22		11:58:27.085

P25 40		David SHELVEY		Suzuki - ymark.com			
IDEAL LAP TIME : 1:36.758		BEST LAP TIME : 1:37.200		DIFFERENCE : 0.442			
LAP	SECTOR 1	SECTOR 2	SECTOR 3	LAP TIME	MPH	DIFF	TIME OF DAY
1 -			24.733				11:52:17.080
2 -	32.638	44.851	23.036	1:40.525	87.14	3.325	11:53:57.605
3 -	31.576	44.488	22.912	1:38.976	88.50	1.776	11:55:36.581
4 -	30.960	44.472	22.755	1:38.187	89.21	0.987	11:57:14.768
5 -	31.213	43.293	22.735	1:37.241 (2)	90.08	0.041	11:58:52.009
6 -	31.186	43.078	22.936	1:37.200 (1)	90.12		12:00:29.209
7 -	31.072	44.464	22.866	1:38.402	89.02	1.202	12:02:07.611
8 -	31.407	43.427	22.720	1:37.554 (3)	89.79	0.354	12:03:45.165

P26 192		Daniel MOFFA		Triumph - DM Racing			
IDEAL LAP TIME : 1:38.376		BEST LAP TIME : 1:38.432		DIFFERENCE : 0.056			
LAP	SECTOR 1	SECTOR 2	SECTOR 3	LAP TIME	MPH	DIFF	TIME OF DAY
1 -			25.110				11:52:01.012
2 -	32.795	45.567	23.569	1:41.931	85.93	3.499	11:53:42.943
3 -	32.540	45.756	23.495	3:01.566	48.24	1:23.134	11:56:44.509
4 -	31.332	44.848	23.140	1:39.320 (2)	88.19	0.888	11:58:23.829
5 -	31.331	46.158	22.989	1:40.478	87.18	2.046	12:00:04.307
6 -	31.204	45.810	23.175	1:40.189	87.43	1.757	12:01:44.496
7 -	31.379	45.378	23.208	1:39.965	87.62	1.533	12:03:24.461
8 -	31.854	44.720	22.988	1:39.562 (3)	87.98	1.130	12:05:04.023
9 -	31.260	44.269	22.903	1:38.432 (1)	88.99		12:06:42.455

P27 89 C		Chris PARISH		Yamaha - HPS Motorcycles			
IDEAL LAP TIME : 1:38.055		BEST LAP TIME : 1:38.443		DIFFERENCE : 0.388			
LAP	SECTOR 1	SECTOR 2	SECTOR 3	LAP TIME	MPH	DIFF	TIME OF DAY
1 -			25.224				11:52:01.971
2 -	32.965	45.076	23.620	1:41.661	86.16	3.218	11:53:43.632
3 -	32.206	44.548	23.211	1:39.965	87.62	1.522	11:55:23.597
4 -	31.335	44.473	23.095	1:38.903	88.57	0.460	11:57:02.500
5 -	31.446	44.058	22.939	1:38.443 (1)	88.98		11:58:40.943
6 -	31.058	44.420	23.112	1:38.590 (3)	88.85	0.147	12:00:19.533
7 -	31.179	45.099	23.193	1:39.471	88.06	1.028	12:01:59.004
8 -	31.154	44.350	23.042	1:38.546 (2)	88.89	0.103	12:03:37.550

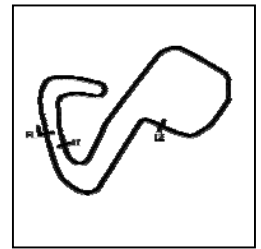
Weather / Track : Cloudy / Dry

Brands Hatch GP

Circuit Length = 2.4332 miles

Start: 11:50 Flag 12:05 End: 12:07

BMCRC - MRO Championship 2017 - Rnd 6 @ Brands Hatch GP



Team Respro MRO 600

QUALIFYING - SECTOR ANALYSIS

SECTOR 1 = FL to I1, SECTOR 2 = I1 to I2, SECTOR 3 = I2 to FL, DIFF = Difference To Personal Best Lap, P = Crossed Finish Line in Pit Lane, D = Time Disallowed
 9 - 31.378 44.373 23.099 1:38.850 88.61 0.407 12:05:16.400

P28 130 C		Lee BUTTON		Yamaha - Elite Spas/Goodwins/Sparkle Spas			
IDEAL LAP TIME : 1:38.211		BEST LAP TIME : 1:38.598		DIFFERENCE : 0.387			
LAP	SECTOR 1	SECTOR 2	SECTOR 3	LAP TIME	MPH	DIFF	TIME OF DAY
1 -			24.850				11:52:01.289
2 -	33.819	46.914	23.668	1:44.401	83.90	5.803	11:53:45.690
3 -	31.839	44.940	23.257	1:40.036	87.56	1.438	11:55:25.726
4 -	31.863	44.421	23.020	1:39.304 (2)	88.21	0.706	11:57:05.030
5 -	31.671	45.421	23.263	1:40.355	87.28	1.757	11:58:45.385
6 -	31.944	45.301	23.043	1:40.288	87.34	1.690	12:00:25.673
7 -	31.522	44.379	24.042	1:39.943 (3)	87.64	1.345	12:02:05.616
8 -	30.812	44.642	23.144	1:38.598 (1)	88.84		12:03:44.214
9 -	33.289	44.585	23.269	1:41.143	86.60	2.545	12:05:25.357

P29 57 C		Theo RUTTER		Yamaha - Sublime Designs Racing/RRC			
IDEAL LAP TIME : 1:39.254		BEST LAP TIME : 1:39.582		DIFFERENCE : 0.328			
LAP	SECTOR 1	SECTOR 2	SECTOR 3	LAP TIME	MPH	DIFF	TIME OF DAY
1 -			24.658				11:51:36.175
2 -	33.033	46.923	24.059	1:44.015	84.21	4.433	11:53:20.190
3 -	33.398	45.671	23.941	1:43.010	85.03	3.428	11:55:03.200
4 -	32.732	45.584	23.696	1:42.012	85.87	2.430	11:56:45.212
5 -	32.465	45.498	23.684	1:41.647	86.17	2.065	11:58:26.859
6 -	32.577	45.315	23.922	1:41.814	86.03	2.232	12:00:08.673
7 -	32.259	44.759	23.472	1:40.490 (3)	87.17	0.908	12:01:49.163
8 -	31.917	45.171	23.477	1:40.565	87.10	0.983	12:03:29.728
9 -	31.962	44.550	23.070	1:39.582 (1)	87.96		12:05:09.310
10 -	32.555	44.267	23.565	1:40.387 (2)	87.26	0.805	12:06:49.697

P30 116 C		Ollie SHOTTON		Kawasaki -			
IDEAL LAP TIME : 1:41.249		BEST LAP TIME : 1:41.520		DIFFERENCE : 0.271			
LAP	SECTOR 1	SECTOR 2	SECTOR 3	LAP TIME	MPH	DIFF	TIME OF DAY
1 -			24.356				11:52:05.007
2 -	33.795	46.112	23.562	1:43.469 (3)	84.66	1.949	11:53:48.476
3 -	31.835	45.931	23.754	1:41.520 (1)	86.28		11:55:29.996
4 -	32.102	46.105	23.483	1:41.690 (2)	86.14	0.170	11:57:11.686

P31 106		Patrick BYRNE		Kawasaki - PKB RACING			
IDEAL LAP TIME : 1:41.533		BEST LAP TIME : 1:41.533		DIFFERENCE : 0.000			
LAP	SECTOR 1	SECTOR 2	SECTOR 3	LAP TIME	MPH	DIFF	TIME OF DAY
1 -			25.816				11:52:06.715
2 -	35.273	47.763	25.027	1:48.063	81.06	6.530	11:53:54.778
3 -	33.793	46.761	24.788	1:45.342	83.15	3.809	11:55:40.120
4 -	33.400	46.265	23.923	1:43.588 (3)	84.56	2.055	11:57:23.708
5 -	33.202	45.965	23.942	1:43.109 (2)	84.95	1.576	11:59:06.817
6 -	33.188	46.183	24.259	1:43.630	84.52	2.097	12:00:50.447
7 -	32.757	47.664	24.332	1:44.753	83.62	3.220	12:02:35.200
8 -	32.560	45.295	23.678	1:41.533 (1)	86.27		12:04:16.733

P32 147 C		Sean CHASTON		Yamaha - Hyside Motorcycles			
IDEAL LAP TIME : 1:41.768		BEST LAP TIME : 1:42.277		DIFFERENCE : 0.509			
LAP	SECTOR 1	SECTOR 2	SECTOR 3	LAP TIME	MPH	DIFF	TIME OF DAY
1 -			25.250				11:52:04.685
2 -	34.162	48.232	23.900	1:46.294	82.41	4.017	11:53:50.979
3 -	32.936	45.684	23.657	1:42.277 (1)	85.64		11:55:33.256
4 -	32.486	47.165	24.505	1:44.156	84.10	1.879	11:57:17.412
5 -	33.910	46.007	23.852	1:43.769 (3)	84.41	1.492	11:59:01.181
6 -	32.593	46.340	23.598	1:42.531 (2)	85.43	0.254	12:00:43.712

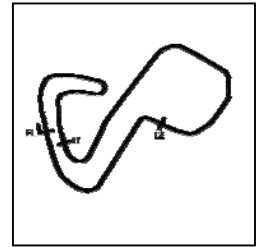
Weather / Track : Cloudy / Dry

Brands Hatch GP
 Circuit Length = 2.4332 miles
 Start: 11:50 Flag 12:05 End: 12:07

BMCRC - MRO Championship 2017 - Rnd 6 @ Brands Hatch GP

Team Respro MRO 600

QUALIFYING - SECTOR ANALYSIS



SECTOR 1 = FL to I1, SECTOR 2 = I1 to I2, SECTOR 3 = I2 to FL, DIFF = Difference To Personal Best Lap, P = Crossed Finish Line in Pit Lane, D = Time Disallowed

P33 78		Dan BEIGHTON		Kawasaki - johns motorcycle news			
IDEAL LAP TIME : 1:42.156		BEST LAP TIME : 1:42.358		DIFFERENCE : 0.202			
LAP	SECTOR 1	SECTOR 2	SECTOR 3	LAP TIME	MPH	DIFF	TIME OF DAY
1 -			25.841				11:52:04.869
2 -	34.885	47.606	24.303	1:46.794	82.02	4.436	11:53:51.663
3 -	33.131	46.253	23.972	1:43.356 (3)	84.75	0.998	11:55:35.019
4 -	32.651	45.786	23.921	1:42.358 (1)	85.58		11:57:17.377
5 -	33.118	46.434	23.719	1:43.271 (2)	84.82	0.913	11:59:00.648
6 -	32.753	46.305	24.509	1:43.567	84.58	1.209	12:00:44.215
7 -	32.827	46.638	24.302	1:43.767	84.41	1.409	12:02:27.982

P34 22 C		Darren DOWDS		Yamaha - sublime designs racing			
IDEAL LAP TIME : 1:42.233		BEST LAP TIME : 1:42.739		DIFFERENCE : 0.506			
LAP	SECTOR 1	SECTOR 2	SECTOR 3	LAP TIME	MPH	DIFF	TIME OF DAY
1 -			24.827				11:51:44.007
2 -	33.855	46.926	24.346	1:45.127	83.32	2.388	11:53:29.134
3 -	33.487	47.202	24.612	1:45.301	83.18	2.562	11:55:14.435
4 -	34.240	47.139	24.656	1:46.035	82.61	3.296	11:57:00.470
5 -	33.474	46.467	24.345	1:44.286	83.99	1.547	11:58:44.756
6 -	32.393	46.239	24.107	1:42.739 (1)	85.26		12:00:27.495
7 -	32.702	45.748	24.354	1:42.804 (2)	85.20	0.065	12:02:10.299
8 -	32.727	46.609	24.092	1:43.428 (3)	84.69	0.689	12:03:53.727

P35 122 C		Paul WILSON		Yamaha -			
IDEAL LAP TIME : 1:43.380		BEST LAP TIME : 1:43.671		DIFFERENCE : 0.291			
LAP	SECTOR 1	SECTOR 2	SECTOR 3	LAP TIME	MPH	DIFF	TIME OF DAY
1 -			29.692				11:52:16.146
2 -	41.755		IN PIT	3:09.060 P	46.33	1:25.389	11:55:25.206
3 -	OUTLAP	47.185	24.663	1:52.066	78.16	8.395	11:57:17.272
4 -	34.199	46.876	24.662	1:45.737	82.84	2.066	11:59:03.009
5 -	33.776	45.809	24.086	1:43.671 (1)	84.49		12:00:46.680
6 -	33.485	46.100	24.309	1:43.894 (2)	84.31	0.223	12:02:30.574
7 -	34.611	46.350	24.238	1:45.199	83.26	1.528	12:04:15.773
8 -	33.682	46.717	24.654	1:45.053 (3)	83.38	1.382	12:06:00.826

P36 51 C		Andrew DURANT		Honda -			
IDEAL LAP TIME : 1:43.434		BEST LAP TIME : 1:44.081		DIFFERENCE : 0.647			
LAP	SECTOR 1	SECTOR 2	SECTOR 3	LAP TIME	MPH	DIFF	TIME OF DAY
1 -			25.200				11:51:47.144
2 -	33.585	47.293	24.771	1:45.649	82.91	1.568	11:53:32.793
3 -	33.487	46.983	24.554	1:45.024	83.40	0.943	11:55:17.817
4 -	33.270	46.690	24.190	1:44.150 (2)	84.10	0.069	11:57:01.967
5 -	33.164	46.955	24.628	1:44.747	83.62	0.666	11:58:46.714
6 -	33.120	46.444	24.517	1:44.081 (1)	84.16		12:00:30.795
7 -	32.800	46.909	24.511	1:44.220 (3)	84.05	0.139	12:02:15.015
8 -	33.255	50.189	24.844	1:48.288	80.89	4.207	12:04:03.303
9 -	33.247	47.210	24.467	1:44.924	83.48	0.843	12:05:48.227

P37 9 C		Duncan GROVE		Yamaha -			
IDEAL LAP TIME : 1:56.437		BEST LAP TIME : 1:57.219		DIFFERENCE : 0.782			
LAP	SECTOR 1	SECTOR 2	SECTOR 3	LAP TIME	MPH	DIFF	TIME OF DAY
1 -			27.511				11:52:13.927
2 -	36.974	55.173	27.254	1:59.401	73.36	2.182	11:54:13.328
3 -	36.512	53.859	26.848	1:57.219 (1)	74.73		11:56:10.547
4 -	37.039	53.896	27.774	1:58.709	73.79	1.490	11:58:09.256
5 -	37.681	55.227	27.462	2:00.370	72.77	3.151	12:00:09.626
6 -	37.022	53.077	27.340	1:57.439 (2)	74.59	0.220	12:02:07.065
7 -	37.747	53.846	27.387	1:58.980	73.62	1.761	12:04:06.045
8 -	37.170	53.729	27.419	1:58.318 (3)	74.03	1.099	12:06:04.363

Weather / Track : Cloudy / Dry

Brands Hatch GP

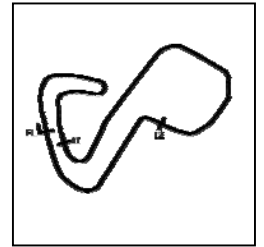
Circuit Length = 2.4332 miles

Start: 11:50 Flag 12:05 End: 12:07

BMCRC - MRO Championship 2017 - Rnd 6 @ Brands Hatch GP

Team Respro MRO 600

QUALIFYING - SECTOR ANALYSIS



SECTOR 1 = FL to I1, SECTOR 2 = I1 to I2, SECTOR 3 = I2 to FL, DIFF = Difference To Personal Best Lap, P = Crossed Finish Line in Pit Lane, D = Time Disallowed

BMCRC - MRO Championship 2017 - Rnd 6 @ Brands Hatch GP

Team Respro MRO 600

QUALIFYING - BEST SECTORS

SECTOR 1			SECTOR 2			SECTOR 3			IDEAL / BEST COMPARISON						
POS	NO	NAME	TIME	NO	NAME	TIME	NO	NAME	TIME	POS	NO	NAME	IDEAL	BEST	DIFF
												PERFECT LAP	1:32.037		
1	14	BURRAGE	29.453	111	SMITH	40.943	111	SMITH	21.641	1	14	BURRAGE	1:32.088	1:32.088	0.000
2	10	WILBY	29.523	14	BURRAGE	40.983	14	BURRAGE	21.652	2	111	SMITH	1:32.391	1:32.663	0.272
3	226	HARTGROVE	29.616	16	PETTIT	41.696	127	TINKLER	21.945	3	10	WILBY	1:33.398	1:33.398	0.000
4	111	SMITH	29.807	127	TINKLER	41.766	16	PETTIT	21.957	4	16	PETTIT	1:33.473	1:33.525	0.052
5	16	PETTIT	29.820	10	WILBY	41.851	226	HARTGROVE	21.961	5	127	TINKLER	1:33.817	1:33.847	0.030
6	27	WICKENS	29.825	27	WICKENS	42.120	10	WILBY	22.024	6	226	HARTGROVE	1:33.831	1:34.256	0.425
7	44	PLATTON	29.898	46	ROWLINGS	42.133	6	WHEELER	22.100	7	27	WICKENS	1:34.246	1:34.718	0.472
8	6	WHEELER	30.033	173	DRAPER	42.174	46	ROWLINGS	22.108	8	6	WHEELER	1:34.321	1:34.480	0.159
9	127	TINKLER	30.106	6	WHEELER	42.188	173	DRAPER	22.117	9	46	ROWLINGS	1:34.366	1:34.594	0.228
10	81	DUFFETT	30.113	226	HARTGROVE	42.254	44	PLATTON	22.217	10	173	DRAPER	1:34.498	1:34.591	0.093
11	46	ROWLINGS	30.125	44	PLATTON	42.437	27	WICKENS	22.301	11	44	PLATTON	1:34.552	1:34.853	0.301
12	86	SHOUBRIDGE	30.206	53	SIGGS	42.528	81	DUFFETT	22.326	12	81	DUFFETT	1:35.021	1:35.127	0.106
13	173	DRAPER	30.207	81	DUFFETT	42.582	53	SIGGS	22.356	13	53	SIGGS	1:35.144	1:35.327	0.183
14	53	SIGGS	30.260	86	SHOUBRIDGE	42.624	86	SHOUBRIDGE	22.429	14	86	SHOUBRIDGE	1:35.259	1:35.359	0.100
15	49	MCLURG	30.284	49	MCLURG	42.667	56	MILLS	22.436	15	49	MCLURG	1:35.465	1:35.467	0.002
16	55	GARNER	30.391	56	MILLS	42.897	543	ELLIS	22.499	16	56	MILLS	1:35.769	1:35.934	0.165
17	777	WILLIAMS	30.407	11	HARVEY	42.975	73	TENZING-JENKINS	22.500	17	777	WILLIAMS	1:35.974	1:36.260	0.286
18	56	MILLS	30.436	777	WILLIAMS	42.994	11	HARVEY	22.510	18	11	HARVEY	1:36.080	1:36.156	0.076
19	82	SMITH	30.444	40	SHELVEY	43.078	49	MCLURG	22.514	19	55	GARNER	1:36.348	1:36.758	0.410
20	73	TENZING-JENKINS	30.538	543	ELLIS	43.089	17	BAKER	22.556	20	73	TENZING-JENKINS	1:36.404	1:36.936	0.532
21	11	HARVEY	30.595	82	SMITH	43.355	55	GARNER	22.564	21	82	SMITH	1:36.453	1:36.871	0.418
22	17	BAKER	30.767	73	TENZING-JENKINS	43.366	777	WILLIAMS	22.573	22	543	ELLIS	1:36.475	1:36.684	0.209
23	130	BUTTON	30.812	55	GARNER	43.393	82	SMITH	22.654	23	40	SHELVEY	1:36.758	1:37.200	0.442
24	144	NEWMAN	30.854	144	NEWMAN	43.462	40	SHELVEY	22.720	24	17	BAKER	1:36.848	1:36.848	0.000
25	543	ELLIS	30.887	17	BAKER	43.525	144	NEWMAN	22.766	25	144	NEWMAN	1:37.082	1:37.089	0.007
26	40	SHELVEY	30.960	89	PARISH	44.058	192	MOFFA	22.903	26	89	PARISH	1:38.055	1:38.443	0.388
27	89	PARISH	31.058	57	RUTTER	44.267	89	PARISH	22.939	27	130	BUTTON	1:38.211	1:38.598	0.387
28	192	MOFFA	31.204	192	MOFFA	44.269	130	BUTTON	23.020	28	192	MOFFA	1:38.376	1:38.432	0.056
29	116	SHOTTON	31.835	130	BUTTON	44.379	57	RUTTER	23.070	29	57	RUTTER	1:39.254	1:39.582	0.328
30	57	RUTTER	31.917	106	BYRNE	45.295	116	SHOTTON	23.483	30	116	SHOTTON	1:41.249	1:41.520	0.271
31	22	DOWDS	32.393	147	CHASTON	45.684	147	CHASTON	23.598	31	106	BYRNE	1:41.533	1:41.533	0.000
32	147	CHASTON	32.486	22	DOWDS	45.748	106	BYRNE	23.678	32	147	CHASTON	1:41.768	1:42.277	0.509
33	106	BYRNE	32.560	78	BEIGHTON	45.786	78	BEIGHTON	23.719	33	78	BEIGHTON	1:42.156	1:42.358	0.202
34	78	BEIGHTON	32.651	122	WILSON	45.809	122	WILSON	24.086	34	22	DOWDS	1:42.233	1:42.739	0.506
35	51	DURANT	32.800	116	SHOTTON	45.931	22	DOWDS	24.092	35	122	WILSON	1:43.380	1:43.671	0.291
36	122	WILSON	33.485	51	DURANT	46.444	51	DURANT	24.190	36	51	DURANT	1:43.434	1:44.081	0.647
37	9	GROVE	36.512	9	GROVE	53.077	9	GROVE	26.848	37	9	GROVE	1:56.437	1:57.219	0.782

Weather / Track : Cloudy / Dry

Brands Hatch GP

Circuit Length = 2.4332 miles

Start: 11:50 Flag 12:05 End: 12:07

Results can be found at www.tsl-timing.com

Printed - 12:44 Saturday, 15 July 2017

BMCRC - MRO Championship 2017 - Rnd 6 @ Brands Hatch GP

Team Respro MRO 600

RACE 10 - GRID (6 Laps) - AMENDED

ROW 13	1	1:57.219	37	9	Duncan GROVE	
ROW 12	36	1:44.081 51 Andrew DURANT	35	122 Paul WILSON	34	22 Darren DOWDS
ROW 11	33	1:42.358 78 Dan BEIGHTON	32	147 Sean CHASTON	31	106 Patrick BYRNE
ROW 10	30	1:41.520 116 Ollie SHOTTON	29	57 Theo RUTTER	28	130 Lee BUTTON
ROW 9	27	1:38.443 89 Chris PARISH	26	192 Daniel MOFFA	25	40 David SHELVEY
ROW 8	24	1:37.089 144 Tom NEWMAN	23	73 Cameron TENZING-JENKINS	22	82 Andrew SMITH
ROW 7	21	1:36.848 17 Philip BAKER	20	55 Paul GARNER	19	543 Stefan ELLIS
ROW 6	18	1:36.260 777 Mason WILLIAMS	17	11 Josh HARVEY	16	56 Michael MILLS
ROW 5	15	1:35.467 49 Ross MCLURG	14	86 David SHOUBRIDGE	13	53 Jason SIGGS
ROW 4	12	1:35.127 81 Liam DUFFETT	11	44 Hayden PLATTON	10	27 Stuart WICKENS
ROW 3	9	1:34.594 46 Harry ROWLINGS	8	173 Stephen DRAPER	7	6 Conor WHEELER
ROW 2	6	1:34.256 226 Adam HARTGROVE	5	127 David TINKLER	4	16 Dominic PETTIT
ROW 1	3	1:33.398 10 Paul WILBY	2	111 Sam SMITH	1	14 Chris BURRAGE

Pole

Brands Hatch GP
Circuit Length = 2.4332 miles

These results are provisional until the conclusion of any judicial and technical matters.

Clerk Of Course :	Timekeeper :
-------------------	--------------

Results can be found at www.tsl-timing.com

Printed - 12:45 Saturday, 15 July 2017



BMCRC - MRO Championship 2017 - Rnd 6 @ Brands Hatch GP

Team Respro MRO 600

RACE 10 - CLASSIFICATION

POS	NO	CL	PIC NAME	ENTRY	LAPS	TIME	GAP	DIFF	MPH	BEST	ON
1	14		1 Chris BURRAGE	Yamaha - Seton tuning	6	9:21.181			93.65	1:32.518	6
2	111		2 Sam SMITH	Suzuki - JHS Suzuki Racing	6	9:21.671	0.490	0.490	93.57	1:32.631	2
3	127		3 David TINKLER	Yamaha - alltrades/tinklers m/cycles	6	9:25.461	4.280	3.790	92.94	1:32.979	4
4	226		4 Adam HARTGROVE	Yamaha - Technical lifting services limited	6	9:28.786	7.605	3.325	92.40	1:33.719	3
5	173		5 Stephen DRAPER	Kawasaki -	6	9:28.999	7.818	0.213	92.37	1:33.337	4
6	10	C	1 Paul WILBY	Kawasaki - MOREMOTO	6	9:31.990	10.809	2.991	91.88	1:33.939	2
7	27		6 Stuart WICKENS	Triumph - Big Tone	6	9:32.019	10.838	0.029	91.88	1:33.677	5
8	44		7 Hayden PLATTON	Kawasaki - NR Racing	6	9:32.069	10.888	0.050	91.87	1:33.375	5
9	6	C	2 Conor WHEELER	Kawasaki - www.fitakitchen.co.uk	6	9:32.158	10.977	0.089	91.86	1:33.715	5
10	86	C	3 David SHOUBRIDGE	Kawasaki - PLEASE SPONSOR ME!!!!	6	9:33.383	12.202	1.225	91.66	1:33.054	5
11	49		8 Ross MCLURG	Kawasaki - E.D.I Building / Steve Jordan Motorcycle	6	9:43.652	22.471	10.269	90.05	1:35.966	6
12	777	C	4 Mason WILLIAMS	Yamaha - MoreMoto / In Memory Of Jim Warner	6	9:43.769	22.588	0.117	90.03	1:35.753	3
13	81	C	5 Liam DUFFETT	Kawasaki - MFM Track Bikes	6	9:43.952	22.771	0.183	90.00	1:35.474	4
14	11		9 Josh HARVEY	Yamaha - NR Racing	6	9:44.327	23.146	0.375	89.94	1:35.635	3
15	543	C	6 Stefan ELLIS	Yamaha - Bespoke Bathing Company	6	9:44.381	23.200	0.054	89.93	1:34.953	4
16	17	C	7 Philip BAKER	Triumph - Ashford accident repair center	6	9:45.753	24.572	1.372	89.72	1:35.343	6
17	56	C	8 Michael MILLS	Yamaha - A51 Racing	6	9:45.952	24.771	0.199	89.69	1:35.747	6
18	82	C	9 Andrew SMITH	Suzuki - 5 Club Racing / Challenger Communication	6	9:48.036	26.855	2.084	89.38	1:35.725	6
19	73		10 Cameron TENZING-JENKINS	Kawasaki - JDF Racing	6	9:48.769	27.588	0.733	89.26	1:36.110	5
20	40		11 David SHELVEY	Suzuki - ymark.com	6	9:48.920	27.739	0.151	89.24	1:36.064	4
21	144	C	10 Tom NEWMAN	Triumph - Leeway Building Services & David Bedwe	6	9:49.266	28.085	0.346	89.19	1:36.005	5
22	55	C	11 Paul GARNER	Yamaha - A51 Racing	6	9:50.389	29.208	1.123	89.02	1:35.868	4
23	89	C	12 Chris PARISH	Yamaha - HPS Motorcycles	6	9:52.857	31.676	2.468	88.65	1:36.580	4
24	192	C	13 Daniel MOFFA	Triumph - DM Racing	6	9:53.122	31.941	0.265	88.61	1:36.187	5
25	57	C	14 Theo RUTTER	Yamaha - Sublime Designs Racing/RRC	6	10:06.298	45.117	13.176	86.68	1:39.165	2
26	130	C	15 Lee BUTTON	Yamaha - Elite Spas/Goodwins/Sparkle Spas	6	10:10.223	49.042	3.925	86.13	1:39.270	6
27	116	C	16 Ollie SHOTTON	Kawasaki -	6	10:17.363	56.182	7.140	85.13	1:40.752	5
28	147	C	17 Sean CHASTON	Yamaha - Hyside Motorcycles	6	10:18.841	57.660	1.478	84.93	1:40.033	6
29	78		12 Dan BEIGHTON	Kawasaki - johns motorcycle news	6	10:21.170	59.989	2.329	84.61	1:41.694	3
30	106		13 Patrick BYRNE	Kawasaki - PKB RACING	6	10:27.102	1:05.921	5.932	83.81	1:42.240	6
31	22	C	18 Darren DOWDS	Yamaha - sublime designs racing	6	10:27.630	1:06.449	0.528	83.74	1:42.329	6
32	51	C	19 Andrew DURANT	Honda -	6	10:32.068	1:10.887	4.438	83.15	1:43.043	6
33	122	C	20 Paul WILSON	Yamaha -	6	10:32.212	1:11.031	0.144	83.13	1:42.832	6
34	9	C	21 Duncan GROVE	Yamaha -	5	9:34.577	1 Lap	1 Lap	76.22	1:52.361	2
35	16		14 Dominic PETTIT	Yamaha - Camclad Contractors	5	10:33.481	1 Lap	58.904	69.14	1:34.540	4

NOT CLASSIFIED

DNF	53	C	Jason SIGGS	Yamaha - J Siggs Construction	5	8:08.742	1 Lap		89.61	1:34.971	5
DNF	46		Harry ROWLINGS	Triumph - Bernard Elliott racing / Steve Jordan moto	0						

FASTEST LAP

	14		Chris BURRAGE	Yamaha - Seton tuning	6	1:32.518			94.68 mph	152.37 kph	
	86	C	David SHOUBRIDGE	Kawasaki - PLEASE SPONSOR ME!!!!	5	1:33.054			94.13 mph	151.49 kph	

Class - 90% of Race Speed = 84.28 mph
 Class C - 90% of Race Speed = 82.69 mph

Brands Hatch GP
 Circuit Length = 2.4332 miles
 Start: 16:04 Flag 16:13 End: 16:14

Weather / Track : Cloudy / Dry

These results are provisional until the conclusion of any judicial and technical matters.

Clerk Of Course :	Timekeeper :
-------------------	--------------

Results can be found at www.tsl-timing.com

Printed - 16:15 Saturday, 15 July 2017



BMCRC - MRO Championship 2017 - Rnd 6 @ Brands Hatch GP

Team Respro MRO 600

RACE 10 - LAP CHART

LAP 1 @ 16:05:43.162			LAP 2 @ 16:07:15.686			LAP 3 @ 16:08:48.438			LAP 4 @ 16:10:21.055			LAP 5 @ 16:11:53.970		
NO	BEHIND	LAP TIME	NO	BEHIND	LAP TIME	NO	BEHIND	LAP TIME	NO	BEHIND	LAP TIME	NO	BEHIND	LAP TIME
14		1:37.855	14		1:32.524	14		1:32.752	14		1:32.617	14		1:32.915
111	0.371	1:38.226	111	0.478	1:32.631	111	0.363	1:32.637	111	0.405	1:32.659	111	0.290	1:32.800
226	1.056	1:38.911	127	2.356	1:33.808	127	2.743	1:33.139	127	3.105	1:32.979	127	3.229	1:33.039
127	1.072	1:38.927	226	2.387	1:33.855	226	3.354	1:33.719	226	4.824	1:34.087	226	5.788	1:33.879
10	1.518	1:39.373	10	2.933	1:33.939	173	4.579	1:33.929	173	5.299	1:33.337	173	5.954	1:33.570
173	1.920	1:39.775	173	3.402	1:34.006	10	4.807	1:34.626	10	7.104	1:34.914	10	8.663	1:34.474
44	2.717	1:40.572	44	4.503	1:34.310	27	6.445	1:34.506	27	8.098	1:34.270	27	8.860	1:33.677
6	3.186	1:41.041	27	4.691	1:33.788	44	6.529	1:34.778	44	8.502	1:34.590	44	8.962	1:33.375
27	3.427	1:41.282	6	5.490	1:34.828	6	6.965	1:34.227	6	8.733	1:34.385	6	9.533	1:33.715
49	4.977	1:42.832	49	8.963	1:36.510	86	10.184	1:33.875	86	11.014	1:33.447	86	11.153	1:33.054
777	5.735	1:43.590	86	9.061	1:35.578	49	12.191	1:35.980	777	15.596	1:35.841	49	19.023	1:36.025
86	6.007	1:43.862	777	9.371	1:36.160	777	12.372	1:35.753	49	15.913	1:36.339	777	19.226	1:36.545
11	6.561	1:44.416	11	10.247	1:36.210	11	13.130	1:35.635	81	16.086	1:35.474	81	19.536	1:36.365
56	6.623	1:44.478	81	10.417	1:36.076	81	13.229	1:35.564	11	16.422	1:35.909	11	19.844	1:36.337
81	6.865	1:44.720	56	10.835	1:36.736	543	14.777	1:36.170	543	17.113	1:34.953	543	19.874	1:35.676
53	7.298	1:45.153	543	11.359	1:36.206	56	14.936	1:36.853	53	18.023	1:35.395	53	20.079	1:34.971
543	7.677	1:45.532	53	11.579	1:36.805	53	15.245	1:36.418	56	18.612	1:36.293	56	21.542	1:35.845
17	8.016	1:45.871	17	11.951	1:36.459	17	15.470	1:36.271	17	18.834	1:35.981	17	21.747	1:35.828
82	8.132	1:45.987	82	13.145	1:37.537	82	16.729	1:36.336	82	20.362	1:36.250	82	23.648	1:36.201
73	8.208	1:46.063	73	13.218	1:37.534	73	17.006	1:36.540	73	20.538	1:36.149	73	23.733	1:36.110
40	8.721	1:46.576	40	13.701	1:37.504	40	17.458	1:36.509	40	20.905	1:36.064	40	24.065	1:36.075
144	8.904	1:46.759	144	13.792	1:37.412	144	17.832	1:36.792	144	21.327	1:36.112	144	24.417	1:36.005
55	9.073	1:46.928	55	13.845	1:37.296	55	18.341	1:37.248	55	21.592	1:35.868	55	25.802	1:37.125
89	10.010	1:47.865	89	15.131	1:37.645	89	19.457	1:37.078	89	23.420	1:36.580	89	27.602	1:37.097
192	10.162	1:48.017	192	15.560	1:37.922	192	19.766	1:36.958	192	24.356	1:37.207	192	27.628	1:36.187
57	10.941	1:48.796	57	17.582	1:39.165	57	24.340	1:39.510	57	31.109	1:39.386	57	37.765	1:39.571
130	12.285	1:50.140	130	20.181	1:40.420	130	27.869	1:40.440	130	34.875	1:39.623	130	42.290	1:40.330
78	12.993	1:50.848	116	22.216	1:40.936	116	30.445	1:40.981	116	38.960	1:41.132	116	46.797	1:40.752
147	13.632	1:51.487	78	23.235	1:42.766	78	32.177	1:41.694	78	41.518	1:41.958	147	50.145	1:41.433
116	13.804	1:51.659	147	23.601	1:42.493	147	32.440	1:41.591	147	41.627	1:41.804	78	50.454	1:41.851
106	14.486	1:52.341	106	25.365	1:43.403	22	36.401	1:43.538	106	46.628	1:42.339	106	56.199	1:42.486
122	14.675	1:52.530	22	25.615	1:42.840	106	36.906	1:44.293	22	46.653	1:42.869	22	56.638	1:42.900
22	15.299	1:53.154	22	26.932	1:44.781	122	38.559	1:44.379	122	49.990	1:44.048	51	1:00.362	1:43.072
51	15.731	1:53.586	51	27.318	1:44.111	51	38.784	1:44.218	51	50.205	1:44.038	122	1:00.717	1:43.642
9	20.254	1:58.109	9	40.091	1:52.361	9	1:00.774	1:53.435	16	1 Lap	1:36.779	16	1 Lap	1:34.540
			16	1 Lap	4:02.193 P	16	1 Lap	1:45.249	9	1:21.416	1:53.259			

Weather / Track : Cloudy / Dry

Brands Hatch GP

Circuit Length = 2.4332 miles

Start: 16:04 Flag 16:13 End: 16:14

BMCRC - MRO Championship 2017 - Rnd 6 @ Brands Hatch GP

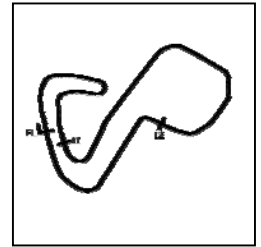
Team Respro MRO 600

RACE 10 - LAP CHART

LAP 6 @ 16:13:26.488		
NO	BEHIND	LAP TIME
14		1:32.518
111	0.490	1:32.718
127	4.280	1:33.569
226	7.605	1:34.335
173	7.818	1:34.382
10	10.809	1:34.664
27	10.838	1:34.496
44	10.888	1:34.444
6	10.977	1:33.962
86	12.202	1:33.567
9	1 Lap	1:57.413
49	22.471	1:35.966
777	22.588	1:35.880
81	22.771	1:35.753
11	23.146	1:35.820
543	23.200	1:35.844
17	24.572	1:35.343
56	24.771	1:35.747
82	26.855	1:35.725
73	27.588	1:36.373
40	27.739	1:36.192
144	28.085	1:36.186
55	29.208	1:35.924
89	31.676	1:36.592
192	31.941	1:36.831
57	45.117	1:39.870
130	49.042	1:39.270
116	56.182	1:41.903
147	57.660	1:40.033
78	59.989	1:42.053
106	1:05.921	1:42.240
22	1:06.449	1:42.329
51	1:10.887	1:43.043
122	1:11.031	1:42.832
16	1 Lap	1:34.720

Weather / Track : Cloudy / Dry

BMCRC - MRO Championship 2017 - Rnd 6 @ Brands Hatch GP



Team Respro MRO 600

RACE 10 - SECTOR ANALYSIS

SECTOR 1 = FL to I1, SECTOR 2 = I1 to I2, SECTOR 3 = I2 to FL, DIFF = Difference To Personal Best Lap, P = Crossed Finish Line in Pit Lane, D = Time Disallowed

P1 14		Chris BURRAGE		Yamaha - Seton tuning			
IDEAL LAP TIME : 1:32.395		BEST LAP TIME : 1:32.518		DIFFERENCE : 0.123			
LAP	SECTOR 1	SECTOR 2	SECTOR 3	LAP TIME	MPH	DIFF	TIME OF DAY
1 -		41.686	21.992	1:37.855	89.51	5.337	16:05:43.162
2 -	29.487	41.335	21.702	1:32.524 (2)	94.67	0.006	16:07:15.686
3 -	29.634	41.270	21.848	1:32.752	94.44	0.234	16:08:48.438
4 -	29.528	41.353	21.736	1:32.617 (3)	94.58	0.099	16:10:21.055
5 -	29.473	41.734	21.708	1:32.915	94.27	0.397	16:11:53.970
6 -	29.433	41.393	21.692	1:32.518 (1)	94.68		16:13:26.488

P2 111		Sam SMITH		Suzuki - JHS Suzuki Racing			
IDEAL LAP TIME : 1:32.250		BEST LAP TIME : 1:32.631		DIFFERENCE : 0.381			
LAP	SECTOR 1	SECTOR 2	SECTOR 3	LAP TIME	MPH	DIFF	TIME OF DAY
1 -		41.801	22.010	1:38.226	89.18	5.595	16:05:43.533
2 -	29.769	41.258	21.604	1:32.631 (1)	94.56		16:07:16.164
3 -	29.485	41.386	21.766	1:32.637 (2)	94.56	0.006	16:08:48.801
4 -	29.676	41.207	21.776	1:32.659 (3)	94.53	0.028	16:10:21.460
5 -	29.660	41.328	21.812	1:32.800	94.39	0.169	16:11:54.260
6 -	29.640	41.161	21.917	1:32.718	94.47	0.087	16:13:26.978

P3 127		David TINKLER		Yamaha - alltrades/tinklers m/cycles			
IDEAL LAP TIME : 1:32.819		BEST LAP TIME : 1:32.979		DIFFERENCE : 0.160			
LAP	SECTOR 1	SECTOR 2	SECTOR 3	LAP TIME	MPH	DIFF	TIME OF DAY
1 -		42.132	21.979	1:38.927	88.54	5.948	16:05:44.234
2 -	30.045	41.816	21.947	1:33.808	93.38	0.829	16:07:18.042
3 -	29.899	41.303	21.937	1:33.139 (3)	94.05	0.160	16:08:51.181
4 -	29.786	41.320	21.873	1:32.979 (1)	94.21		16:10:24.160
5 -	29.663	41.523	21.853	1:33.039 (2)	94.15	0.060	16:11:57.199
6 -	29.892	41.746	21.931	1:33.569	93.61	0.590	16:13:30.768

P4 226		Adam HARTGROVE		Yamaha - Technical lifting services limited			
IDEAL LAP TIME : 1:33.431		BEST LAP TIME : 1:33.719		DIFFERENCE : 0.288			
LAP	SECTOR 1	SECTOR 2	SECTOR 3	LAP TIME	MPH	DIFF	TIME OF DAY
1 -		42.161	22.123	1:38.911	88.56	5.192	16:05:44.218
2 -	29.786	41.820	22.249	1:33.855 (2)	93.33	0.136	16:07:18.073
3 -	29.999	41.695	22.025	1:33.719 (1)	93.46		16:08:51.792
4 -	29.711	41.952	22.424	1:34.087	93.10	0.368	16:10:25.879
5 -	29.734	41.922	22.223	1:33.879 (3)	93.30	0.160	16:11:59.758
6 -	29.753	42.003	22.579	1:34.335	92.85	0.616	16:13:34.093

P5 173		Stephen DRAPER		Kawasaki -			
IDEAL LAP TIME : 1:33.332		BEST LAP TIME : 1:33.337		DIFFERENCE : 0.005			
LAP	SECTOR 1	SECTOR 2	SECTOR 3	LAP TIME	MPH	DIFF	TIME OF DAY
1 -		42.058	22.139	1:39.775	87.79	6.438	16:05:45.082
2 -	30.130	41.787	22.089	1:34.006	93.18	0.669	16:07:19.088
3 -	30.109	41.712	22.108	1:33.929 (3)	93.26	0.592	16:08:53.017
4 -	29.760	41.717	21.860	1:33.337 (1)	93.85		16:10:26.354
5 -	29.861	41.782	21.927	1:33.570 (2)	93.61	0.233	16:11:59.924
6 -	29.834	42.007	22.541	1:34.382	92.81	1.045	16:13:34.306

P6 10 C		Paul WILBY		Kawasaki - MOREMOTO			
IDEAL LAP TIME : 1:33.733		BEST LAP TIME : 1:33.939		DIFFERENCE : 0.206			
LAP	SECTOR 1	SECTOR 2	SECTOR 3	LAP TIME	MPH	DIFF	TIME OF DAY
1 -		42.039	22.088	1:39.373	88.15	5.434	16:05:44.680
2 -	29.859	41.914	22.166	1:33.939 (1)	93.25		16:07:18.619
3 -	29.783	41.885	22.958	1:34.626 (3)	92.57	0.687	16:08:53.245
4 -	29.809	42.969	22.136	1:34.914	92.29	0.975	16:10:28.159
5 -	29.908	42.171	22.395	1:34.474 (2)	92.72	0.535	16:12:02.633

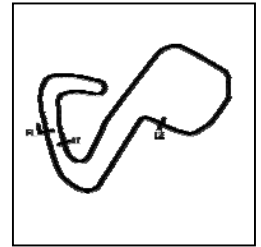
Weather / Track : Cloudy / Dry

Brands Hatch GP
Circuit Length = 2.4332 miles
Start: 16:04 Flag 16:13 End: 16:14

BMCRC - MRO Championship 2017 - Rnd 6 @ Brands Hatch GP

Team Respro MRO 600

RACE 10 - SECTOR ANALYSIS



SECTOR 1 = FL to I1, SECTOR 2 = I1 to I2, SECTOR 3 = I2 to FL, DIFF = Difference To Personal Best Lap, P = Crossed Finish Line in Pit Lane, D = Time Disallowed
 6 - **29.760** 42.119 22.785 1:34.664 92.53 0.725 16:13:37.297

P7 27		Stuart WICKENS		Triumph - Big Tone			
IDEAL LAP TIME : 1:33.473		BEST LAP TIME : 1:33.677		DIFFERENCE : 0.204			
LAP	SECTOR 1	SECTOR 2	SECTOR 3	LAP TIME	MPH	DIFF	TIME OF DAY
1 -		42.553	22.292	1:41.282	86.48	7.605	16:05:46.589
2 -	29.802	41.896	22.090	1:33.788 (2)	93.40	0.111	16:07:20.377
3 -	29.907	42.226	22.373	1:34.506	92.69	0.829	16:08:54.883
4 -	30.007	41.883	22.380	1:34.270 (3)	92.92	0.593	16:10:29.153
5 -	29.752	41.631	22.294	1:33.677 (1)	93.51		16:12:02.830
6 -	29.914	42.011	22.571	1:34.496	92.70	0.819	16:13:37.326

P8 44		Hayden PLATTON		Kawasaki - NR Racing			
IDEAL LAP TIME : 1:33.236		BEST LAP TIME : 1:33.375		DIFFERENCE : 0.139			
LAP	SECTOR 1	SECTOR 2	SECTOR 3	LAP TIME	MPH	DIFF	TIME OF DAY
1 -		42.534	22.283	1:40.572	87.10	7.197	16:05:45.879
2 -	29.640	42.345	22.325	1:34.310 (2)	92.88	0.935	16:07:20.189
3 -	29.941	42.224	22.613	1:34.778	92.42	1.403	16:08:54.967
4 -	30.052	42.598	21.940	1:34.590	92.60	1.215	16:10:29.557
5 -	29.779	41.735	21.861	1:33.375 (1)	93.81		16:12:02.932
6 -	29.980	42.070	22.394	1:34.444 (3)	92.75	1.069	16:13:37.376

P9 6 C		Conor WHEELER		Kawasaki - www.fitakitchen.co.uk			
IDEAL LAP TIME : 1:33.587		BEST LAP TIME : 1:33.715		DIFFERENCE : 0.128			
LAP	SECTOR 1	SECTOR 2	SECTOR 3	LAP TIME	MPH	DIFF	TIME OF DAY
1 -		42.722	22.339	1:41.041	86.69	7.326	16:05:46.348
2 -	29.967	42.596	22.265	1:34.828	92.37	1.113	16:07:21.176
3 -	30.203	42.054	21.970	1:34.227 (3)	92.96	0.512	16:08:55.403
4 -	30.018	42.506	21.861	1:34.385	92.80	0.670	16:10:29.788
5 -	29.885	41.980	21.850	1:33.715 (1)	93.47		16:12:03.503
6 -	29.790	41.947	22.225	1:33.962 (2)	93.22	0.247	16:13:37.465

P10 86 C		David SHOUBRIDGE		Kawasaki - PLEASE SPONSOR ME!!!!			
IDEAL LAP TIME : 1:32.862		BEST LAP TIME : 1:33.054		DIFFERENCE : 0.192			
LAP	SECTOR 1	SECTOR 2	SECTOR 3	LAP TIME	MPH	DIFF	TIME OF DAY
1 -		43.003	23.087	1:43.862	84.34	10.808	16:05:49.169
2 -	30.386	42.786	22.406	1:35.578	91.65	2.524	16:07:24.747
3 -	29.853	41.822	22.200	1:33.875	93.31	0.821	16:08:58.622
4 -	29.513	41.951	21.983	1:33.447 (2)	93.74	0.393	16:10:32.069
5 -	29.520	41.532	22.002	1:33.054 (1)	94.13		16:12:05.123
6 -	29.347	42.105	22.115	1:33.567 (3)	93.62	0.513	16:13:38.690

P11 49		Ross MCLURG		Kawasaki - E.D.I Building / Steve Jordan Motorcycles			
IDEAL LAP TIME : 1:35.565		BEST LAP TIME : 1:35.966		DIFFERENCE : 0.401			
LAP	SECTOR 1	SECTOR 2	SECTOR 3	LAP TIME	MPH	DIFF	TIME OF DAY
1 -		42.695	23.008	1:42.832	85.18	6.866	16:05:48.139
2 -	31.066	42.757	22.687	1:36.510	90.76	0.544	16:07:24.649
3 -	31.091	42.293	22.596	1:35.980 (2)	91.26	0.014	16:09:00.629
4 -	30.767	42.950	22.622	1:36.339	90.92	0.373	16:10:36.968
5 -	30.710	42.683	22.632	1:36.025 (3)	91.22	0.059	16:12:12.993
6 -	30.676	42.671	22.619	1:35.966 (1)	91.28		16:13:48.959

P12 777 C		Mason WILLIAMS		Yamaha - MoreMoto / In Memory Of Jim Warner			
IDEAL LAP TIME : 1:35.352		BEST LAP TIME : 1:35.753		DIFFERENCE : 0.401			
LAP	SECTOR 1	SECTOR 2	SECTOR 3	LAP TIME	MPH	DIFF	TIME OF DAY
1 -		42.980	23.069	1:43.590	84.56	7.837	16:05:48.897
2 -	30.455	43.136	22.569	1:36.160	91.09	0.407	16:07:25.057
3 -	30.498	42.739	22.516	1:35.753 (1)	91.48		16:09:00.810

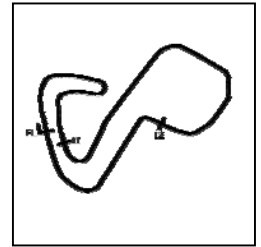
Weather / Track : Cloudy / Dry

Brands Hatch GP
 Circuit Length = 2.4332 miles
 Start: 16:04 Flag 16:13 End: 16:14

BMCRC - MRO Championship 2017 - Rnd 6 @ Brands Hatch GP

Team Respro MRO 600

RACE 10 - SECTOR ANALYSIS



SECTOR 1 = FL to I1, SECTOR 2 = I1 to I2, SECTOR 3 = I2 to FL, DIFF = Difference To Personal Best Lap, P = Crossed Finish Line in Pit Lane, D = Time Disallowed

4 -	30.158	43.097	22.586	1:35.841 (2)	91.39	0.088	16:10:36.651
5 -	30.683	43.220	22.642	1:36.545	90.73	0.792	16:12:13.196
6 -	30.629	42.678	22.573	1:35.880 (3)	91.36	0.127	16:13:49.076

P13	81 C	Liam DUFFETT	Kawasaki - MFM Track Bikes				
IDEAL LAP TIME : 1:35.279		BEST LAP TIME : 1:35.474	DIFFERENCE : 0.195				
LAP	SECTOR 1	SECTOR 2	SECTOR 3	LAP TIME	MPH	DIFF	TIME OF DAY
1 -		43.625	23.165	1:44.720	83.65	9.246	16:05:50.027
2 -	30.723	42.735	22.618	1:36.076	91.17	0.602	16:07:26.103
3 -	30.469	42.541	22.554	1:35.564 (2)	91.66	0.090	16:09:01.667
4 -	30.311	42.724	22.439	1:35.474 (1)	91.75		16:10:37.141
5 -	30.858	42.886	22.621	1:36.365	90.90	0.891	16:12:13.506
6 -	30.558	42.768	22.427	1:35.753 (3)	91.48	0.279	16:13:49.259

P14	11	Josh HARVEY	Yamaha - NR Racing				
IDEAL LAP TIME : 1:35.564		BEST LAP TIME : 1:35.635	DIFFERENCE : 0.071				
LAP	SECTOR 1	SECTOR 2	SECTOR 3	LAP TIME	MPH	DIFF	TIME OF DAY
1 -		42.858	24.846	1:44.416	83.89	8.781	16:05:49.723
2 -	30.690	42.694	22.826	1:36.210	91.04	0.575	16:07:25.933
3 -	30.422	42.678	22.535	1:35.635 (1)	91.59		16:09:01.568
4 -	30.556	42.882	22.471	1:35.909 (3)	91.33	0.274	16:10:37.477
5 -	30.711	43.052	22.574	1:36.337	90.92	0.702	16:12:13.814
6 -	30.625	42.731	22.464	1:35.820 (2)	91.41	0.185	16:13:49.634

P15	543 C	Stefan ELLIS	Yamaha - Bespoke Bathing Company				
IDEAL LAP TIME : 1:34.953		BEST LAP TIME : 1:34.953	DIFFERENCE : 0.000				
LAP	SECTOR 1	SECTOR 2	SECTOR 3	LAP TIME	MPH	DIFF	TIME OF DAY
1 -		43.973	23.005	1:45.532	83.00	10.579	16:05:50.839
2 -	30.782	42.795	22.629	1:36.206	91.05	1.253	16:07:27.045
3 -	30.817	42.729	22.624	1:36.170	91.08	1.217	16:09:03.215
4 -	30.451	42.398	22.104	1:34.953 (1)	92.25		16:10:38.168
5 -	30.739	42.703	22.234	1:35.676 (2)	91.55	0.723	16:12:13.844
6 -	30.790	42.697	22.357	1:35.844 (3)	91.39	0.891	16:13:49.688

P16	17 C	Philip BAKER	Triumph - Ashford accident repair center				
IDEAL LAP TIME : 1:35.087		BEST LAP TIME : 1:35.343	DIFFERENCE : 0.256				
LAP	SECTOR 1	SECTOR 2	SECTOR 3	LAP TIME	MPH	DIFF	TIME OF DAY
1 -		44.015	23.562	1:45.871	82.74	10.528	16:05:51.178
2 -	30.847	42.997	22.615	1:36.459	90.81	1.116	16:07:27.637
3 -	30.647	42.907	22.717	1:36.271	90.99	0.928	16:09:03.908
4 -	30.846	42.824	22.311	1:35.981 (3)	91.26	0.638	16:10:39.889
5 -	30.644	42.796	22.388	1:35.828 (2)	91.41	0.485	16:12:15.717
6 -	30.483	42.293	22.567	1:35.343 (1)	91.87		16:13:51.060

P17	56 C	Michael MILLS	Yamaha - A51 Racing				
IDEAL LAP TIME : 1:35.499		BEST LAP TIME : 1:35.747	DIFFERENCE : 0.248				
LAP	SECTOR 1	SECTOR 2	SECTOR 3	LAP TIME	MPH	DIFF	TIME OF DAY
1 -		43.495	23.004	1:44.478	83.84	8.731	16:05:49.785
2 -	31.054	43.128	22.554	1:36.736	90.55	0.989	16:07:26.521
3 -	30.809	43.340	22.704	1:36.853	90.44	1.106	16:09:03.374
4 -	31.146	42.739	22.408	1:36.293 (3)	90.97	0.546	16:10:39.667
5 -	30.657	42.784	22.404	1:35.845 (2)	91.39	0.098	16:12:15.512
6 -	30.905	42.482	22.360	1:35.747 (1)	91.48		16:13:51.259

P18	82 C	Andrew SMITH	Suzuki - 5 Club Racing / Challenger Communications				
IDEAL LAP TIME : 1:35.664		BEST LAP TIME : 1:35.725	DIFFERENCE : 0.061				
LAP	SECTOR 1	SECTOR 2	SECTOR 3	LAP TIME	MPH	DIFF	TIME OF DAY
1 -		44.224	23.108	1:45.987	82.65	10.262	16:05:51.294

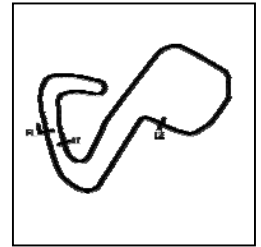
Weather / Track : Cloudy / Dry

Brands Hatch GP
Circuit Length = 2.4332 miles
Start: 16:04 Flag 16:13 End: 16:14

BMCRC - MRO Championship 2017 - Rnd 6 @ Brands Hatch GP

Team Respro MRO 600

RACE 10 - SECTOR ANALYSIS



SECTOR 1 = FL to I1, SECTOR 2 = I1 to I2, SECTOR 3 = I2 to FL, DIFF = Difference To Personal Best Lap, P = Crossed Finish Line in Pit Lane, D = Time Disallowed

2 -	30.883	43.769	22.885	1:37.537	89.81	1.812	16:07:28.831
3 -	30.517	42.998	22.821	1:36.336	90.93	0.611	16:09:05.167
4 -	30.462	43.154	22.634	1:36.250 (3)	91.01	0.525	16:10:41.417
5 -	30.349	43.218	22.634	1:36.201 (2)	91.05	0.476	16:12:17.618
6 -	30.410	42.711	22.604	1:35.725 (1)	91.51		16:13:53.343

P19 73	Cameron TENZING-JENKINS	Kawasaki - JDF Racing
IDEAL LAP TIME : 1:35.856	BEST LAP TIME : 1:36.110	DIFFERENCE : 0.254

LAP	SECTOR 1	SECTOR 2	SECTOR 3	LAP TIME	MPH	DIFF	TIME OF DAY
1 -		44.574	22.747	1:46.063	82.59	9.953	16:05:51.370
2 -	31.000	43.842	22.692	1:37.534	89.81	1.424	16:07:28.904
3 -	30.757	43.001	22.782	1:36.540	90.73	0.430	16:09:05.444
4 -	30.676	43.053	22.420	1:36.149 (2)	91.10	0.039	16:10:41.593
5 -	30.509	43.096	22.505	1:36.110 (1)	91.14		16:12:17.703
6 -	30.682	42.927	22.764	1:36.373 (3)	90.89	0.263	16:13:54.076

P20 40	David SHELVEY	Suzuki - ymark.com
IDEAL LAP TIME : 1:35.927	BEST LAP TIME : 1:36.064	DIFFERENCE : 0.137

LAP	SECTOR 1	SECTOR 2	SECTOR 3	LAP TIME	MPH	DIFF	TIME OF DAY
1 -		44.244	23.095	1:46.576	82.19	10.512	16:05:51.883
2 -	31.163	43.413	22.928	1:37.504	89.84	1.440	16:07:29.387
3 -	31.002	42.949	22.558	1:36.509	90.76	0.445	16:09:05.896
4 -	30.816	42.717	22.531	1:36.064 (1)	91.18		16:10:41.960
5 -	30.797	42.716	22.562	1:36.075 (2)	91.17	0.011	16:12:18.035
6 -	30.899	42.599	22.694	1:36.192 (3)	91.06	0.128	16:13:54.227

P21 144 C	Tom NEWMAN	Triumph - Leeway Building Services & David Bedwell and Partne
IDEAL LAP TIME : 1:35.852	BEST LAP TIME : 1:36.005	DIFFERENCE : 0.153

LAP	SECTOR 1	SECTOR 2	SECTOR 3	LAP TIME	MPH	DIFF	TIME OF DAY
1 -		44.351	23.045	1:46.759	82.05	10.754	16:05:52.066
2 -	31.144	43.498	22.770	1:37.412	89.92	1.407	16:07:29.478
3 -	31.016	43.313	22.463	1:36.792	90.50	0.787	16:09:06.270
4 -	30.704	42.871	22.537	1:36.112 (2)	91.14	0.107	16:10:42.382
5 -	30.518	42.896	22.591	1:36.005 (1)	91.24		16:12:18.387
6 -	30.690	42.940	22.556	1:36.186 (3)	91.07	0.181	16:13:54.573

P22 55 C	Paul GARNER	Yamaha - A51 Racing
IDEAL LAP TIME : 1:35.777	BEST LAP TIME : 1:35.868	DIFFERENCE : 0.091

LAP	SECTOR 1	SECTOR 2	SECTOR 3	LAP TIME	MPH	DIFF	TIME OF DAY
1 -		44.346	22.861	1:46.928	81.92	11.060	16:05:52.235
2 -	31.131	43.588	22.577	1:37.296	90.03	1.428	16:07:29.531
3 -	31.188	43.550	22.510	1:37.248	90.07	1.380	16:09:06.779
4 -	30.531	42.881	22.456	1:35.868 (1)	91.37		16:10:42.647
5 -	31.376	42.941	22.808	1:37.125 (3)	90.19	1.257	16:12:19.772
6 -	30.678	42.798	22.448	1:35.924 (2)	91.32	0.056	16:13:55.696

P23 89 C	Chris PARISH	Yamaha - HPS Motorcycles
IDEAL LAP TIME : 1:36.118	BEST LAP TIME : 1:36.580	DIFFERENCE : 0.462

LAP	SECTOR 1	SECTOR 2	SECTOR 3	LAP TIME	MPH	DIFF	TIME OF DAY
1 -		44.753	23.256	1:47.865	81.21	11.285	16:05:53.172
2 -	31.099	43.718	22.828	1:37.645	89.71	1.065	16:07:30.817
3 -	31.066	43.487	22.525	1:37.078 (3)	90.23	0.498	16:09:07.895
4 -	30.539	43.314	22.727	1:36.580 (1)	90.70		16:10:44.475
5 -	30.961	43.054	23.082	1:37.097	90.21	0.517	16:12:21.572
6 -	30.829	43.176	22.587	1:36.592 (2)	90.68	0.012	16:13:58.164

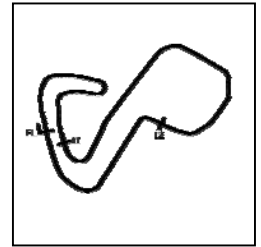
Weather / Track : Cloudy / Dry

Brands Hatch GP
Circuit Length = 2.4332 miles
Start: 16:04 Flag 16:13 End: 16:14

BMCRC - MRO Championship 2017 - Rnd 6 @ Brands Hatch GP

Team Respro MRO 600

RACE 10 - SECTOR ANALYSIS



SECTOR 1 = FL to I1, SECTOR 2 = I1 to I2, SECTOR 3 = I2 to FL, DIFF = Difference To Personal Best Lap, P = Crossed Finish Line in Pit Lane, D = Time Disallowed

P24 192 C		Daniel MOFFA		Triumph - DM Racing			
IDEAL LAP TIME : 1:36.086		BEST LAP TIME : 1:36.187		DIFFERENCE : 0.101			
LAP	SECTOR 1	SECTOR 2	SECTOR 3	LAP TIME	MPH	DIFF	TIME OF DAY
1 -		45.441	22.986	1:48.017	81.09	11.830	16:05:53.24
2 -	31.264	43.862	22.796	1:37.922	89.45	1.735	16:07:31.246
3 -	30.886	43.487	22.585	1:36.958 (3)	90.34	0.771	16:09:08.204
4 -	30.635	44.041	22.531	1:37.207	90.11	1.020	16:10:45.411
5 -	30.426	43.234	22.527	1:36.187 (1)	91.07		16:12:21.598
6 -	31.046	43.359	22.426	1:36.831 (2)	90.46	0.644	16:13:58.429

P25 57 C		Theo RUTTER		Yamaha - Sublime Designs Racing/RRC			
IDEAL LAP TIME : 1:38.911		BEST LAP TIME : 1:39.165		DIFFERENCE : 0.254			
LAP	SECTOR 1	SECTOR 2	SECTOR 3	LAP TIME	MPH	DIFF	TIME OF DAY
1 -		45.372	23.376	1:48.796	80.51	9.631	16:05:54.103
2 -	31.593	44.155	23.417	1:39.165 (1)	88.33		16:07:33.268
3 -	32.116	44.131	23.263	1:39.510 (3)	88.02	0.345	16:09:12.778
4 -	31.978	44.207	23.201	1:39.386 (2)	88.13	0.221	16:10:52.164
5 -	31.924	44.460	23.187	1:39.571	87.97	0.406	16:12:31.735
6 -	32.175	44.457	23.238	1:39.870	87.71	0.705	16:14:11.605

P26 130 C		Lee BUTTON		Yamaha - Elite Spas/Goodwins/Sparkle Spas			
IDEAL LAP TIME : 1:39.013		BEST LAP TIME : 1:39.270		DIFFERENCE : 0.257			
LAP	SECTOR 1	SECTOR 2	SECTOR 3	LAP TIME	MPH	DIFF	TIME OF DAY
1 -		45.658	23.587	1:50.140	79.53	10.870	16:05:55.447
2 -	32.004	44.935	23.481	1:40.420	87.23	1.150	16:07:35.867
3 -	31.911	44.906	23.623	1:40.440	87.21	1.170	16:09:16.307
4 -	31.612	44.567	23.444	1:39.623 (2)	87.92	0.353	16:10:55.930
5 -	32.261	44.706	23.363	1:40.330 (3)	87.31	1.060	16:12:36.260
6 -	31.869	44.328	23.073	1:39.270 (1)	88.24		16:14:15.530

P27 116 C		Ollie SHOTTON		Kawasaki -			
IDEAL LAP TIME : 1:40.548		BEST LAP TIME : 1:40.752		DIFFERENCE : 0.204			
LAP	SECTOR 1	SECTOR 2	SECTOR 3	LAP TIME	MPH	DIFF	TIME OF DAY
1 -		46.311	23.826	1:51.659	78.45	10.907	16:05:56.966
2 -	31.971	45.426	23.539	1:40.936 (2)	86.78	0.184	16:07:37.902
3 -	32.218	45.225	23.538	1:40.981 (3)	86.74	0.229	16:09:18.883
4 -	32.031	45.491	23.610	1:41.132	86.61	0.380	16:11:00.015
5 -	32.175	45.065	23.512	1:40.752 (1)	86.94		16:12:40.767
6 -	32.445	45.894	23.564	1:41.903	85.96	1.151	16:14:22.670

P28 147 C		Sean CHASTON		Yamaha - Hyside Motorcycles			
IDEAL LAP TIME : 1:40.033		BEST LAP TIME : 1:40.033		DIFFERENCE : 0.000			
LAP	SECTOR 1	SECTOR 2	SECTOR 3	LAP TIME	MPH	DIFF	TIME OF DAY
1 -		46.418	24.148	1:51.487	78.57	11.454	16:05:56.794
2 -	32.600	46.125	23.768	1:42.493	85.46	2.460	16:07:39.287
3 -	32.017	45.589	23.985	1:41.591 (3)	86.22	1.558	16:09:20.878
4 -	32.714	45.310	23.780	1:41.804	86.04	1.771	16:11:02.682
5 -	32.062	45.666	23.705	1:41.433 (2)	86.36	1.400	16:12:44.115
6 -	31.919	44.756	23.358	1:40.033 (1)	87.56		16:14:24.148

P29 78		Dan BEIGHTON		Kawasaki - johns motorcycle news			
IDEAL LAP TIME : 1:41.342		BEST LAP TIME : 1:41.694		DIFFERENCE : 0.352			
LAP	SECTOR 1	SECTOR 2	SECTOR 3	LAP TIME	MPH	DIFF	TIME OF DAY
1 -		46.373	23.953	1:50.848	79.02	9.154	16:05:56.155
2 -	32.880	46.006	23.880	1:42.766	85.24	1.072	16:07:38.921
3 -	32.211	45.517	23.966	1:41.694 (1)	86.13		16:09:20.615
4 -	32.388	45.595	23.975	1:41.958 (3)	85.91	0.264	16:11:02.573
5 -	32.720	45.437	23.694	1:41.851 (2)	86.00	0.157	16:12:44.424

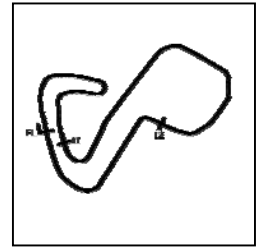
Weather / Track : Cloudy / Dry

Brands Hatch GP
Circuit Length = 2.4332 miles
Start: 16:04 Flag 16:13 End: 16:14

BMCRC - MRO Championship 2017 - Rnd 6 @ Brands Hatch GP

Team Respro MRO 600

RACE 10 - SECTOR ANALYSIS



SECTOR 1 = FL to I1, SECTOR 2 = I1 to I2, SECTOR 3 = I2 to FL, DIFF = Difference To Personal Best Lap, P = Crossed Finish Line in Pit Lane, D = Time Disallowed
 6 - 32.527 45.642 23.884 1:42.053 85.83 0.359 16:14:26.477

P30 106		Patrick BYRNE		Kawasaki - PKB RACING			
IDEAL LAP TIME : 1:41.309		BEST LAP TIME : 1:42.240		DIFFERENCE : 0.931			
LAP	SECTOR 1	SECTOR 2	SECTOR 3	LAP TIME	MPH	DIFF	TIME OF DAY
1 -		46.788	24.402	1:52.341	77.97	10.101	16:05:57.648
2 -	32.878	46.088	24.437	1:43.403	84.71	1.163	16:07:41.051
3 -	33.141	46.646	24.506	1:44.293	83.99	2.053	16:09:25.344
4 -	32.460	45.961	23.918	1:42.339 (2)	85.59	0.099	16:11:07.683
5 -	33.448	45.272	23.766	1:42.486 (3)	85.47	0.246	16:12:50.169
6 -	33.114	45.083	24.043	1:42.240 (1)	85.67		16:14:32.409

P31 22 C		Darren DOWDS		Yamaha - sublime designs racing			
IDEAL LAP TIME : 1:41.879		BEST LAP TIME : 1:42.329		DIFFERENCE : 0.450			
LAP	SECTOR 1	SECTOR 2	SECTOR 3	LAP TIME	MPH	DIFF	TIME OF DAY
1 -		46.809	24.484	1:53.154	77.41	10.825	16:05:58.461
2 -	32.917	45.823	24.100	1:42.840 (2)	85.17	0.511	16:07:41.301
3 -	33.127	46.232	24.179	1:43.538	84.60	1.209	16:09:24.839
4 -	32.588	45.975	24.306	1:42.869 (3)	85.15	0.540	16:11:07.708
5 -	33.215	45.930	23.755	1:42.900	85.12	0.571	16:12:50.608
6 -	32.991	45.536	23.802	1:42.329 (1)	85.60		16:14:32.937

P32 51 C		Andrew DURANT		Honda -			
IDEAL LAP TIME : 1:42.936		BEST LAP TIME : 1:43.043		DIFFERENCE : 0.107			
LAP	SECTOR 1	SECTOR 2	SECTOR 3	LAP TIME	MPH	DIFF	TIME OF DAY
1 -		47.166	24.267	1:53.586	77.12	10.543	16:05:58.893
2 -	32.986	46.811	24.314	1:44.111	84.13	1.068	16:07:43.004
3 -	33.204	46.154	24.860	1:44.218	84.05	1.175	16:09:27.222
4 -	33.157	46.588	24.293	1:44.038 (3)	84.19	0.995	16:11:11.260
5 -	32.979	45.942	24.151	1:43.072 (2)	84.98	0.029	16:12:54.332
6 -	32.955	45.830	24.258	1:43.043 (1)	85.01		16:14:37.375

P33 122 C		Paul WILSON		Yamaha -			
IDEAL LAP TIME : 1:42.832		BEST LAP TIME : 1:42.832		DIFFERENCE : 0.000			
LAP	SECTOR 1	SECTOR 2	SECTOR 3	LAP TIME	MPH	DIFF	TIME OF DAY
1 -		46.549	24.317	1:52.530	77.84	9.698	16:05:57.837
2 -	33.574	46.627	24.580	1:44.781	83.60	1.949	16:07:42.618
3 -	33.272	46.406	24.701	1:44.379	83.92	1.547	16:09:26.997
4 -	33.375	46.233	24.440	1:44.048 (3)	84.19	1.216	16:11:11.045
5 -	33.248	46.100	24.294	1:43.642 (2)	84.52	0.810	16:12:54.687
6 -	33.162	45.459	24.211	1:42.832 (1)	85.18		16:14:37.519

P34 9 C		Duncan GROVE		Yamaha -			
IDEAL LAP TIME : 1:50.578		BEST LAP TIME : 1:52.361		DIFFERENCE : 1.783			
LAP	SECTOR 1	SECTOR 2	SECTOR 3	LAP TIME	MPH	DIFF	TIME OF DAY
1 -		49.437	25.889	1:58.109	74.16	5.748	16:06:03.416
2 -	35.552	50.887	25.922	1:52.361 (1)	77.96		16:07:55.777
3 -	36.064	51.194	26.177	1:53.435 (3)	77.22	1.074	16:09:49.212
4 -	36.144	50.688	26.427	1:53.259 (2)	77.34	0.898	16:11:42.471
5 -	35.252	53.492	28.669	1:57.413	74.60	5.052	16:13:39.884

P35 16		Dominic PETTIT		Yamaha - Camclad Contractors			
IDEAL LAP TIME : 1:34.497		BEST LAP TIME : 1:34.540		DIFFERENCE : 0.043			
LAP	SECTOR 1	SECTOR 2	SECTOR 3	LAP TIME	MPH	DIFF	TIME OF DAY
1 -			IN PIT	4:02.193 P	36.16	2:27.653	16:08:07.500
2 -	OUTLAP	45.111	23.372	1:45.249	83.22	10.709	16:09:52.749
3 -	31.296	43.072	22.411	1:36.779 (3)	90.51	2.239	16:11:29.528
4 -	30.336	42.056	22.148	1:34.540 (1)	92.65		16:13:04.068

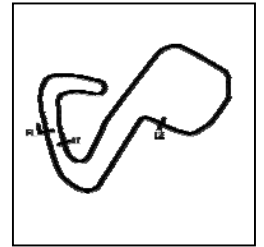
Weather / Track : Cloudy / Dry

Brands Hatch GP
 Circuit Length = 2.4332 miles
 Start: 16:04 Flag 16:13 End: 16:14

BMCRC - MRO Championship 2017 - Rnd 6 @ Brands Hatch GP

Team Respro MRO 600

RACE 10 - SECTOR ANALYSIS



SECTOR 1 = FL to I1, SECTOR 2 = I1 to I2, SECTOR 3 = I2 to FL, DIFF = Difference To Personal Best Lap, P = Crossed Finish Line in Pit Lane, D = Time Disallowed
 5 - **30.293** 42.060 22.367 1:34.720 **(2)** 92.48 0.180 16:14:38.788

P36 53 C		Jason SIGGS		Yamaha - J Siggs Construction			
IDEAL LAP TIME : 1:34.815		BEST LAP TIME : 1:34.971		DIFFERENCE : 0.156			
LAP	SECTOR 1	SECTOR 2	SECTOR 3	LAP TIME	MPH	DIFF	TIME OF DAY
1 -		44.178	23.222	1:45.153	83.30	10.182	16:05:50.460
2 -	30.820	43.311	22.674	1:36.805	90.48	1.834	16:07:27.265
3 -	30.452	43.183	22.783	1:36.418 (3)	90.85	1.447	16:09:03.683
4 -	30.676	42.399	22.320	1:35.395 (2)	91.82	0.424	16:10:39.078
5 -	30.235	42.555	22.181	1:34.971 (1)	92.23		16:12:14.049

BMCRC - MRO Championship 2017 - Rnd 6 @ Brands Hatch GP

Team Respro MRO 600

RACE 10 - BEST SECTORS

SECTOR 1			SECTOR 2			SECTOR 3			IDEAL / BEST COMPARISON						
POS	NO	NAME	TIME	NO	NAME	TIME	NO	NAME	TIME	POS	NO	NAME	IDEAL	BEST	DIFF
													PERFECT LAP	1:32.112	
1	86	SHOUBRIDGE	29.347	111	SMITH	41.161	111	SMITH	21.604	1	111	SMITH	1:32.250	1:32.631	0.381
2	14	BURRAGE	29.433	14	BURRAGE	41.270	14	BURRAGE	21.692	2	14	BURRAGE	1:32.395	1:32.518	0.123
3	111	SMITH	29.485	127	TINKLER	41.303	6	WHEELER	21.850	3	127	TINKLER	1:32.819	1:32.979	0.160
4	44	PLATTON	29.640	86	SHOUBRIDGE	41.532	127	TINKLER	21.853	4	86	SHOUBRIDGE	1:32.862	1:33.054	0.192
5	127	TINKLER	29.663	27	WICKENS	41.631	173	DRAPER	21.860	5	44	PLATTON	1:33.236	1:33.375	0.139
6	226	HARTGROVE	29.711	226	HARTGROVE	41.695	44	PLATTON	21.861	6	173	DRAPER	1:33.332	1:33.337	0.005
7	27	WICKENS	29.752	173	DRAPER	41.712	86	SHOUBRIDGE	21.983	7	226	HARTGROVE	1:33.431	1:33.719	0.288
8	173	DRAPER	29.760	44	PLATTON	41.735	226	HARTGROVE	22.025	8	27	WICKENS	1:33.473	1:33.677	0.204
9	10	WILBY	29.760	10	WILBY	41.885	10	WILBY	22.088	9	6	WHEELER	1:33.587	1:33.715	0.128
10	6	WHEELER	29.790	6	WHEELER	41.947	27	WICKENS	22.090	10	10	WILBY	1:33.733	1:33.939	0.206
11	777	WILLIAMS	30.158	16	PETTIT	42.056	543	ELLIS	22.104	11	16	PETTIT	1:34.497	1:34.540	0.043
12	53	SIGGS	30.235	49	MCLURG	42.293	16	PETTIT	22.148	12	53	SIGGS	1:34.815	1:34.971	0.156
13	16	PETTIT	30.293	17	BAKER	42.293	53	SIGGS	22.181	13	543	ELLIS	1:34.953	1:34.953	0.000
14	81	DUFFETT	30.311	543	ELLIS	42.398	17	BAKER	22.311	14	17	BAKER	1:35.087	1:35.343	0.256
15	82	SMITH	30.349	53	SIGGS	42.399	56	MILLS	22.360	15	81	DUFFETT	1:35.279	1:35.474	0.195
16	11	HARVEY	30.422	56	MILLS	42.482	73	TENZING-JENKINS	22.420	16	777	WILLIAMS	1:35.352	1:35.753	0.401
17	192	MOFFA	30.426	81	DUFFETT	42.541	192	MOFFA	22.426	17	56	MILLS	1:35.499	1:35.747	0.248
18	543	ELLIS	30.451	40	SHELVEY	42.599	81	DUFFETT	22.427	18	11	HARVEY	1:35.564	1:35.635	0.071
19	17	BAKER	30.483	777	WILLIAMS	42.678	55	GARNER	22.448	19	49	MCLURG	1:35.565	1:35.966	0.401
20	73	TENZING-JENKINS	30.509	11	HARVEY	42.678	144	NEWMAN	22.463	20	82	SMITH	1:35.664	1:35.725	0.061
21	144	NEWMAN	30.518	82	SMITH	42.711	11	HARVEY	22.464	21	55	GARNER	1:35.777	1:35.868	0.091
22	55	GARNER	30.531	55	GARNER	42.798	777	WILLIAMS	22.516	22	144	NEWMAN	1:35.852	1:36.005	0.153
23	89	PARISH	30.539	144	NEWMAN	42.871	89	PARISH	22.525	23	73	TENZING-JENKINS	1:35.856	1:36.110	0.254
24	56	MILLS	30.657	73	TENZING-JENKINS	42.927	40	SHELVEY	22.531	24	40	SHELVEY	1:35.927	1:36.064	0.137
25	49	MCLURG	30.676	89	PARISH	43.054	49	MCLURG	22.596	25	192	MOFFA	1:36.086	1:36.187	0.101
26	40	SHELVEY	30.797	46	ROWLINGS	43.129	82	SMITH	22.604	26	89	PARISH	1:36.118	1:36.580	0.462
27	57	RUTTER	31.593	192	MOFFA	43.234	130	BUTTON	23.073	27	57	RUTTER	1:38.911	1:39.165	0.254
28	130	BUTTON	31.612	57	RUTTER	44.131	57	RUTTER	23.187	28	130	BUTTON	1:39.013	1:39.270	0.257
29	147	CHASTON	31.919	130	BUTTON	44.328	147	CHASTON	23.358	29	147	CHASTON	1:40.033	1:40.033	0.000
30	116	SHOTTON	31.971	147	CHASTON	44.756	116	SHOTTON	23.512	30	116	SHOTTON	1:40.548	1:40.752	0.204
31	78	BEIGHTON	32.211	116	SHOTTON	45.065	78	BEIGHTON	23.694	31	106	BYRNE	1:41.309	1:42.240	0.931
32	106	BYRNE	32.460	106	BYRNE	45.083	22	DOWDS	23.755	32	78	BEIGHTON	1:41.342	1:41.694	0.352
33	22	DOWDS	32.588	78	BEIGHTON	45.437	106	BYRNE	23.766	33	22	DOWDS	1:41.879	1:42.329	0.450
34	51	DURANT	32.955	122	WILSON	45.459	51	DURANT	24.151	34	122	WILSON	1:42.832	1:42.832	0.000
35	122	WILSON	33.162	22	DOWDS	45.536	122	WILSON	24.211	35	51	DURANT	1:42.936	1:43.043	0.107
36	9	GROVE	35.252	51	DURANT	45.830	9	GROVE	25.889	36	9	GROVE	1:50.578	1:52.361	1.783
37				9	GROVE	49.437									

Weather / Track : Cloudy / Dry

Results can be found at www.tsl-timing.com

Brands Hatch GP

Circuit Length = 2.4332 miles

Start: 16:04 Flag 16:13 End: 16:14

Printed - 16:16 Saturday, 15 July 2017

BMCRC - MRO Championship 2017 - Rnd 6 @ Brands Hatch GP

Team Respro MRO 600

RACE 19 - GRID (6 Laps)

ROW 13	1		1		37	46 Harry ROWLINGS	
ROW 12	36	9 Duncan GROVE 1:52.361	35	51 Andrew DURANT 1:43.043	34	122 Paul WILSON 1:42.832	
ROW 11		33	22 Darren DOWDS 1:42.329	32	106 Patrick BYRNE 1:42.240	31	78 Dan BEIGHTON 1:41.694
ROW 10	30	116 Ollie SHOTTON 1:40.752	29	147 Sean CHASTON 1:40.033	28	130 Lee BUTTON 1:39.270	
ROW 9		27	57 Theo RUTTER 1:39.165	26	89 Chris PARISH 1:36.580	25	192 Daniel MOFFA 1:36.187
ROW 8	24	73 Cameron TENZING-JENKINS 1:36.110	23	40 David SHELVEY 1:36.064	22	144 Tom NEWMAN 1:36.005	
ROW 7		21	49 Ross MCLURG 1:35.966	20	55 Paul GARNER 1:35.868	19	777 Mason WILLIAMS 1:35.753
ROW 6	18	56 Michael MILLS 1:35.747	17	82 Andrew SMITH 1:35.725	16	11 Josh HARVEY 1:35.635	
ROW 5		15	81 Liam DUFFETT 1:35.474	14	17 Philip BAKER 1:35.343	13	53 Jason SIGGS 1:34.971
ROW 4	12	543 Stefan ELLIS 1:34.953	11	16 Dominic PETTIT 1:34.540	10	10 Paul WILBY 1:33.939	
ROW 3		9	226 Adam HARTGROVE 1:33.719	8	6 Conor WHEELER 1:33.715	7	27 Stuart WICKENS 1:33.677
ROW 2	6	44 Hayden PLATTON 1:33.375	5	173 Stephen DRAPER 1:33.337	4	86 David SHOUBRIDGE 1:33.054	
ROW 1		3	127 David TINKLER 1:32.979	2	111 Sam SMITH 1:32.631	1	14 Chris BURRAGE 1:32.518

Pole

Brands Hatch GP
Circuit Length = 2.4332 miles

These results are provisional until the conclusion of any judicial and technical matters.

Clerk Of Course :	Timekeeper :
-------------------	--------------

Results can be found at www.tsl-timing.com

Printed - 16:18 Saturday, 15 July 2017



BMCRC - MRO Championship 2017 - Rnd 6 @ Brands Hatch GP

Team Respro MRO 600

RACE 19 - CLASSIFICATION

POS	NO	CL	PIC NAME	ENTRY	LAPS	TIME	GAP	DIFF	MPH	BEST	ON
1	127		David TINKLER	Yamaha - alltrades/tinklers m/cycles	6	9:19.787			93.89	1:32.178	4
2	14		Chris BURRAGE	Yamaha - Seton tuning	6	9:19.931	0.144	0.144	93.86	1:32.329	3
3	111		Sam SMITH	Suzuki - JHS Suzuki Racing	6	9:24.253	4.466	4.322	93.14	1:32.668	3
4	27		Stuart WICKENS	Triumph - Big Tone	6	9:24.949	5.162	0.696	93.03	1:33.136	3
5	6	C	Conor WHEELER	Kawasaki - www.fitakitchen.co.uk	6	9:25.247	5.460	0.298	92.98	1:32.998	3
6	86	C	David SHOUBRIDGE	Kawasaki - PLEASE SPONSOR ME!!!!	6	9:25.288	5.501	0.041	92.97	1:33.130	5
7	10	C	Paul WILBY	Kawasaki - MOREMOTO	6	9:30.611	10.824	5.323	92.11	1:33.624	6
8	173		Stephen DRAPER	Kawasaki -	6	9:30.662	10.875	0.051	92.10	1:33.852	6
9	226		Adam HARTGROVE	Yamaha - Technical lifting services limited	6	9:31.681	11.894	1.019	91.93	1:33.243	5
10	44		Hayden PLATTON	Kawasaki - NR Racing	6	9:31.840	12.053	0.159	91.91	1:33.183	6
11	49		Ross MCLURG	Kawasaki - E.D.I Building / Steve Jordan Motorcycle	6	9:33.921	14.134	2.081	91.57	1:34.022	5
12	11		Josh HARVEY	Yamaha - NR Racing	6	9:36.924	17.137	3.003	91.10	1:34.776	5
13	777	C	Mason WILLIAMS	Yamaha - MoreMoto / In Memory Of Jim Warner	6	9:40.446	20.659	3.522	90.54	1:34.687	4
14	16		Dominic PETTIT	Yamaha - Camclad Contractors	6	9:40.530	20.743	0.084	90.53	1:33.726	4
15	17	C	Philip BAKER	Triumph - Ashford accident repair center	6	9:40.795	21.008	0.265	90.49	1:35.187	4
16	81	C	Liam DUFFETT	Kawasaki - MFM Track Bikes	6	9:40.871	21.084	0.076	90.48	1:35.064	3
17	82	C	Andrew SMITH	Suzuki - 5 Club Racing / Challenger Communication	6	9:41.357	21.570	0.486	90.40	1:35.020	5
18	56	C	Michael MILLS	Yamaha - A51 Racing	6	9:43.188	23.401	1.831	90.12	1:35.453	4
19	73		Cameron TENZING-JENKINS	Kawasaki - JDF Racing	6	9:45.335	25.548	2.147	89.79	1:35.501	6
20	40		David SHELVEY	Suzuki - ymark.com	6	9:45.680	25.893	0.345	89.74	1:35.074	6
21	55	C	Paul GARNER	Yamaha - A51 Racing	6	9:48.439	28.652	2.759	89.31	1:35.435	2
22	543	C	Stefan ELLIS	Yamaha - Bespoke Bathing Company	6	9:48.709	28.922	0.270	89.27	1:35.264	4
23	192	C	Daniel MOFFA	Triumph - DM Racing	6	9:49.257	29.470	0.548	89.19	1:35.450	4
24	144	C	Tom NEWMAN	Triumph - Leeway Building Services & David Bedwe	6	9:50.171	30.384	0.914	89.05	1:35.319	4
25	53	C	Jason SIGGS	Yamaha - J Siggs Construction	6	9:50.341	30.554	0.170	89.03	1:35.841	2
26	89	C	Chris PARISH	Yamaha - HPS Motorcycles	6	9:53.405	33.618	3.064	88.57	1:36.509	2
27	57	C	Theo RUTTER	Yamaha - Sublime Designs Racing/RRC	6	10:03.150	43.363	9.745	87.14	1:38.096	2
28	116	C	Ollie SHOTTON	Kawasaki -	6	10:05.625	45.838	2.475	86.78	1:38.672	5
29	130	C	Lee BUTTON	Yamaha - Elite Spas/Goodwins/Sparkle Spas	6	10:05.932	46.145	0.307	86.74	1:38.711	6
30	147	C	Sean CHASTON	Yamaha - Hyside Motorcycles	6	10:06.845	47.058	0.913	86.61	1:39.155	5
31	106		Patrick BYRNE	Kawasaki - PKB RACING	6	10:11.027	51.240	4.182	86.01	1:39.639	4
32	22	C	Darren DOWDS	Yamaha - sublime designs racing	6	10:13.892	54.105	2.865	85.61	1:40.152	3
33	78		Dan BEIGHTON	Kawasaki - johns motorcycle news	6	10:15.144	55.357	1.252	85.44	1:40.515	2
34	51	C	Andrew DURANT	Honda -	6	10:33.508	1:13.721	18.364	82.96	1:43.215	6
35	9	C	Duncan GROVE	Yamaha -	6	10:56.065	1:36.278	22.557	80.11	1:46.648	2

NOT CLASSIFIED

DNF	122	C	Paul WILSON	Yamaha -	4	7:14.398	2 Laps	2 Laps	80.66	1:45.880	3
-----	-----	---	-------------	----------	---	----------	--------	--------	-------	----------	---

FASTEST LAP

127			David TINKLER	Yamaha - alltrades/tinklers m/cycles	4	1:32.178			95.03 mph	152.93 kph	
6	C		Conor WHEELER	Kawasaki - www.fitakitchen.co.uk	3	1:32.998			94.19 mph	151.59 kph	

Class - 90% of Race Speed = 84.50 mph
 Class C - 90% of Race Speed = 83.68 mph

Brands Hatch GP
 Circuit Length = 2.4332 miles
 Start: 10:47 Flag 10:56 End: 10:58

Weather / Track : Cloudy / Dry

These results are provisional until the conclusion of any judicial and technical matters.

Clerk Of Course :	Timekeeper :
-------------------	--------------

Results can be found at www.tsl-timing.com

Printed - 10:59 Sunday, 16 July 2017



BMCRC - MRO Championship 2017 - Rnd 6 @ Brands Hatch GP

Team Respro MRO 600

RACE 19 - LAP CHART

LAP 1 @ 10:48:44.356			LAP 2 @ 10:50:16.923			LAP 3 @ 10:51:49.252			LAP 4 @ 10:53:21.673			LAP 5 @ 10:54:54.019		
NO	BEHIND	LAP TIME	NO	BEHIND	LAP TIME	NO	BEHIND	LAP TIME	NO	BEHIND	LAP TIME	NO	BEHIND	LAP TIME
14		1:37.465	14		1:32.567	14		1:32.329	14		1:32.421	14		1:32.346
111	0.021	1:37.486	127	0.329	1:32.463	127	0.404	1:32.404	127	0.161	1:32.178	127	0.090	1:32.275
127	0.433	1:37.898	111	1.384	1:33.930	111	1.723	1:32.668	111	2.234	1:32.932	111	2.880	1:32.992
27	0.939	1:38.404	27	1.732	1:33.360	27	2.539	1:33.136	27	3.262	1:33.144	27	4.274	1:33.358
86	1.351	1:38.816	86	1.916	1:33.132	86	2.863	1:33.276	86	3.682	1:33.240	86	4.466	1:33.130
6	1.861	1:39.326	6	2.759	1:33.465	6	3.428	1:32.998	6	4.185	1:33.178	6	4.838	1:32.999
44	2.838	1:40.303	173	4.680	1:34.240	173	6.444	1:34.093	173	8.089	1:34.066	173	9.682	1:33.939
173	3.007	1:40.472	44	5.106	1:34.835	10	6.927	1:34.139	10	8.229	1:33.723	10	9.859	1:33.976
10	3.193	1:40.658	10	5.117	1:34.491	16	7.584	1:34.468	16	8.889	1:33.726	16	10.403	1:33.860
16	3.305	1:40.770	16	5.445	1:34.707	226	8.232	1:34.811	226	9.665	1:33.854	226	10.562	1:33.243
226	3.575	1:41.040	226	5.750	1:34.742	44	8.808	1:36.031	44	10.119	1:33.732	44	11.529	1:33.756
11	4.269	1:41.734	49	6.418	1:34.436	49	9.069	1:34.980	49	10.827	1:34.179	49	12.503	1:34.022
49	4.549	1:42.014	11	6.615	1:34.913	11	9.187	1:34.901	11	12.154	1:35.388	11	14.584	1:34.776
17	5.390	1:42.855	81	8.608	1:35.355	81	11.343	1:35.064	81	14.562	1:35.640	81	17.682	1:35.466
81	5.820	1:43.285	17	8.826	1:36.003	17	11.999	1:35.502	17	14.765	1:35.187	777	17.769	1:35.224
82	6.028	1:43.493	82	9.408	1:35.947	82	12.418	1:35.339	777	14.891	1:34.687	17	18.024	1:35.605
53	6.548	1:44.013	53	9.822	1:35.841	777	12.625	1:35.042	82	15.967	1:35.970	82	18.641	1:35.020
777	6.748	1:44.213	777	9.912	1:35.731	53	13.427	1:35.934	56	16.702	1:35.453	56	19.944	1:35.588
56	7.113	1:44.578	56	10.165	1:35.619	56	13.670	1:35.834	543	16.755	1:35.264	73	22.706	1:36.766
543	7.442	1:44.907	543	10.334	1:35.459	543	13.912	1:35.907	53	17.929	1:36.923	40	23.478	1:36.527
55	7.723	1:45.188	55	10.591	1:35.435	55	14.474	1:36.212	55	18.165	1:36.112	53	23.626	1:38.043
73	8.161	1:45.626	73	11.560	1:35.966	73	14.838	1:35.607	73	18.286	1:35.869	55	23.965	1:38.146
192	8.579	1:46.044	192	12.172	1:36.160	192	15.568	1:35.725	192	18.597	1:35.450	192	24.049	1:37.798
40	8.891	1:46.356	89	13.062	1:36.509	40	16.174	1:35.398	40	19.297	1:35.544	144	24.448	1:37.272
89	9.120	1:46.585	40	13.105	1:36.781	144	16.624	1:35.508	144	19.522	1:35.319	543	24.483	1:40.074
144	9.353	1:46.818	144	13.445	1:36.659	89	18.013	1:37.280	89	23.811	1:38.219	89	29.037	1:37.572
57	9.971	1:47.436	57	15.500	1:38.096	57	22.687	1:39.516	57	29.625	1:39.359	57	36.649	1:39.370
130	10.748	1:48.213	130	17.793	1:39.612	130	25.282	1:39.818	116	32.588	1:39.253	116	38.914	1:38.672
147	11.364	1:48.829	116	18.753	1:39.724	116	25.756	1:39.332	130	33.199	1:40.338	130	40.093	1:39.240
116	11.596	1:49.061	147	19.251	1:40.454	147	26.304	1:39.382	147	33.733	1:39.850	147	40.542	1:39.155
78	12.380	1:49.845	78	20.328	1:40.515	106	28.697	1:40.631	106	35.915	1:39.639	106	43.580	1:40.011
106	12.486	1:49.951	106	20.395	1:40.476	78	28.894	1:40.895	22	37.535	1:40.767	22	45.510	1:40.321
22	13.138	1:50.603	22	21.366	1:40.795	22	29.189	1:40.152	78	37.900	1:41.427	78	46.609	1:41.055
122	16.286	1:53.751	51	29.109	1:44.784	51	40.540	1:43.760	51	51.891	1:43.772	51	1:03.165	1:43.620
51	16.892	1:54.357	122	30.375	1:46.656	122	43.926	1:45.880	122	59.616	1:48.111	9	1:19.585	1:47.169
9	19.303	1:56.768	9	33.384	1:46.648	9	49.368	1:48.313	9	1:04.762	1:47.815			

Weather / Track : Cloudy / Dry

Brands Hatch GP

Circuit Length = 2.4332 miles

Start: 10:47 Flag 10:56 End: 10:58

BMCRC - MRO Championship 2017 - Rnd 6 @ Brands Hatch GP

Team Respro MRO 600

RACE 19 - LAP CHART

LAP 6 @ 10:56:26.678		
NO	BEHIND	LAP TIME
127		1:32.569
14	0.144	1:32.803
111	4.466	1:34.245
27	5.162	1:33.547
6	5.460	1:33.281
86	5.501	1:33.694
10	10.824	1:33.624
173	10.875	1:33.852
226	11.894	1:33.991
44	12.053	1:33.183
49	14.134	1:34.290
11	17.137	1:35.212
777	20.659	1:35.549
16	20.743	1:42.999
17	21.008	1:35.643
81	21.084	1:36.061
82	21.570	1:35.588
56	23.401	1:36.116
73	25.548	1:35.501
40	25.893	1:35.074
55	28.652	1:37.346
543	28.922	1:37.098
192	29.470	1:38.080
144	30.384	1:38.595
53	30.554	1:39.587
89	33.618	1:37.240
57	43.363	1:39.373
116	45.838	1:39.583
130	46.145	1:38.711
147	47.058	1:39.175
106	51.240	1:40.319
22	54.105	1:41.254
78	55.357	1:41.407
51	1:13.721	1:43.215
9	1:36.278	1:49.352

Weather / Track : Cloudy / Dry

Results can be found at www.tsl-timing.com

Page 2 of 2

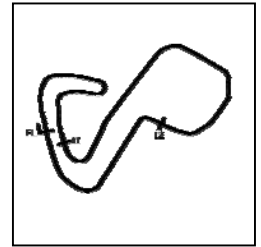
Brands Hatch GP
Circuit Length = 2.4332 miles
Start: 10:47 Flag 10:56 End: 10:58

Printed - 11:03 Sunday, 16 July 2017

BMCRC - MRO Championship 2017 - Rnd 6 @ Brands Hatch GP

Team Respro MRO 600

RACE 19 - SECTOR ANALYSIS



SECTOR 1 = FL to I1, SECTOR 2 = I1 to I2, SECTOR 3 = I2 to FL, DIFF = Difference To Personal Best Lap, P = Crossed Finish Line in Pit Lane, D = Time Disallowed

P1 127		David TINKLER		Yamaha - alltrades/tinklers m/cycles			
IDEAL LAP TIME : 1:32.002		BEST LAP TIME : 1:32.178		DIFFERENCE : 0.176			
LAP	SECTOR 1	SECTOR 2	SECTOR 3	LAP TIME	MPH	DIFF	TIME OF DAY
1 -			21.803	1:37.898	89.47	5.720	10:48:44.789
2 -	29.718	41.145	21.600	1:32.463	94.73	0.285	10:50:17.252
3 -	29.543	41.052	21.809	1:32.404 (3)	94.79	0.226	10:51:49.656
4 -	29.383	41.228	21.567	1:32.178 (1)	95.03		10:53:21.834
5 -	29.561	41.141	21.573	1:32.275 (2)	94.93	0.097	10:54:54.109
6 -	29.437	41.188	21.944	1:32.569	94.63	0.391	10:56:26.678

P2 14		Chris BURRAGE		Yamaha - Seton tuning			
IDEAL LAP TIME : 1:32.073		BEST LAP TIME : 1:32.329		DIFFERENCE : 0.256			
LAP	SECTOR 1	SECTOR 2	SECTOR 3	LAP TIME	MPH	DIFF	TIME OF DAY
1 -			21.816	1:37.465	89.87	5.136	10:48:44.356
2 -	29.516	41.259	21.792	1:32.567	94.63	0.238	10:50:16.923
3 -	29.488	41.133	21.708	1:32.329 (1)	94.87		10:51:49.252
4 -	29.277	41.481	21.663	1:32.421 (3)	94.78	0.092	10:53:21.673
5 -	29.453	41.216	21.677	1:32.346 (2)	94.85	0.017	10:54:54.019
6 -	29.739	41.196	21.868	1:32.803	94.39	0.474	10:56:26.822

P3 111		Sam SMITH		Suzuki - JHS Suzuki Racing			
IDEAL LAP TIME : 1:32.578		BEST LAP TIME : 1:32.668		DIFFERENCE : 0.090			
LAP	SECTOR 1	SECTOR 2	SECTOR 3	LAP TIME	MPH	DIFF	TIME OF DAY
1 -			22.055	1:37.486	89.85	4.818	10:48:44.377
2 -	30.260	41.711	21.959	1:33.930	93.25	1.262	10:50:18.307
3 -	29.656	41.245	21.767	1:32.668 (1)	94.52		10:51:50.975
4 -	29.741	41.155	22.036	1:32.932 (2)	94.26	0.264	10:53:23.907
5 -	29.834	41.265	21.893	1:32.992 (3)	94.19	0.324	10:54:56.899
6 -	30.172	41.916	22.157	1:34.245	92.94	1.577	10:56:31.144

P4 27		Stuart WICKENS		Triumph - Big Tone			
IDEAL LAP TIME : 1:32.937		BEST LAP TIME : 1:33.136		DIFFERENCE : 0.199			
LAP	SECTOR 1	SECTOR 2	SECTOR 3	LAP TIME	MPH	DIFF	TIME OF DAY
1 -			21.976	1:38.404	89.01	5.268	10:48:45.295
2 -	29.684	41.509	22.167	1:33.360	93.82	0.224	10:50:18.655
3 -	29.613	41.416	22.107	1:33.136 (1)	94.05		10:51:51.791
4 -	29.684	41.428	22.032	1:33.144 (2)	94.04	0.008	10:53:24.935
5 -	29.545	41.660	22.153	1:33.358 (3)	93.83	0.222	10:54:58.293
6 -	29.570	41.820	22.157	1:33.547	93.64	0.411	10:56:31.840

P5 6 C		Conor WHEELER		Kawasaki - www.fitakitchen.co.uk			
IDEAL LAP TIME : 1:32.814		BEST LAP TIME : 1:32.998		DIFFERENCE : 0.184			
LAP	SECTOR 1	SECTOR 2	SECTOR 3	LAP TIME	MPH	DIFF	TIME OF DAY
1 -			22.010	1:39.326	88.19	6.328	10:48:46.217
2 -	29.732	41.850	21.883	1:33.465	93.72	0.467	10:50:19.682
3 -	29.601	41.551	21.846	1:32.998 (1)	94.19		10:51:52.680
4 -	29.542	41.718	21.918	1:33.178 (3)	94.01	0.180	10:53:25.858
5 -	29.498	41.736	21.765	1:32.999 (2)	94.19	0.001	10:54:58.857
6 -	29.521	41.694	22.066	1:33.281	93.90	0.283	10:56:32.138

P6 86 C		David SHOUBRIDGE		Kawasaki - PLEASE SPONSOR ME!!!!			
IDEAL LAP TIME : 1:32.801		BEST LAP TIME : 1:33.130		DIFFERENCE : 0.329			
LAP	SECTOR 1	SECTOR 2	SECTOR 3	LAP TIME	MPH	DIFF	TIME OF DAY
1 -			22.064	1:38.816	88.64	5.686	10:48:45.707
2 -	29.500	41.515	22.117	1:33.132 (2)	94.05	0.002	10:50:18.839
3 -	29.662	41.644	21.970	1:33.276	93.91	0.146	10:51:52.115
4 -	29.604	41.333	22.303	1:33.240 (3)	93.94	0.110	10:53:25.355
5 -	29.498	41.484	22.148	1:33.130 (1)	94.06		10:54:58.485

Weather / Track : Cloudy / Dry

Brands Hatch GP

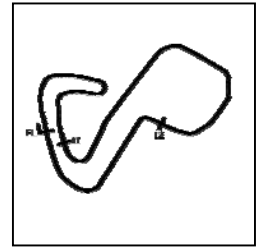
Circuit Length = 2.4332 miles

Start: 10:47 Flag 10:56 End: 10:58

BMCRC - MRO Championship 2017 - Rnd 6 @ Brands Hatch GP

Team Respro MRO 600

RACE 19 - SECTOR ANALYSIS



SECTOR 1 = FL to I1, SECTOR 2 = I1 to I2, SECTOR 3 = I2 to FL, DIFF = Difference To Personal Best Lap, P = Crossed Finish Line in Pit Lane, D = Time Disallowed
 6 - 29.561 41.788 22.345 1:33.694 93.49 0.564 10:56:32.179

P7 10 C Paul WILBY		Kawasaki - MOREMOTO					
IDEAL LAP TIME : 1:33.274		BEST LAP TIME : 1:33.624		DIFFERENCE : 0.350			
LAP	SECTOR 1	SECTOR 2	SECTOR 3	LAP TIME	MPH	DIFF	TIME OF DAY
1 -			22.286	1:40.658	87.02	7.034	10:48:47.549
2 -	30.171	42.058	22.262	1:34.491	92.70	0.867	10:50:22.040
3 -	29.975	41.918	22.246	1:34.139	93.05	0.515	10:51:56.179
4 -	29.598	42.064	22.061	1:33.723 (2)	93.46	0.099	10:53:29.902
5 -	29.956	41.920	22.100	1:33.976 (3)	93.21	0.352	10:55:03.878
6 -	29.843	41.615	22.166	1:33.624 (1)	93.56		10:56:37.502

P8 173 Stephen DRAPER		Kawasaki -					
IDEAL LAP TIME : 1:33.643		BEST LAP TIME : 1:33.852		DIFFERENCE : 0.209			
LAP	SECTOR 1	SECTOR 2	SECTOR 3	LAP TIME	MPH	DIFF	TIME OF DAY
1 -			22.227	1:40.472	87.18	6.620	10:48:47.363
2 -	30.174	41.847	22.219	1:34.240	92.95	0.388	10:50:21.603
3 -	30.273	41.846	21.974	1:34.093	93.09	0.241	10:51:55.696
4 -	29.942	42.056	22.068	1:34.066 (3)	93.12	0.214	10:53:29.762
5 -	29.960	41.927	22.052	1:33.939 (2)	93.25	0.087	10:55:03.701
6 -	29.879	41.790	22.183	1:33.852 (1)	93.33		10:56:37.553

P9 226 Adam HARTGROVE		Yamaha - Technical lifting services limited					
IDEAL LAP TIME : 1:33.243		BEST LAP TIME : 1:33.243		DIFFERENCE : 0.000			
LAP	SECTOR 1	SECTOR 2	SECTOR 3	LAP TIME	MPH	DIFF	TIME OF DAY
1 -			22.233	1:41.040	86.69	7.797	10:48:47.931
2 -	30.318	42.140	22.284	1:34.742	92.45	1.499	10:50:22.673
3 -	29.823	42.698	22.290	1:34.811	92.39	1.568	10:51:57.484
4 -	29.689	42.131	22.034	1:33.854 (2)	93.33	0.611	10:53:31.338
5 -	29.627	41.648	21.968	1:33.243 (1)	93.94		10:55:04.581
6 -	29.880	41.757	22.354	1:33.991 (3)	93.19	0.748	10:56:38.572

P10 44 Hayden PLATTON		Kawasaki - NR Racing					
IDEAL LAP TIME : 1:33.122		BEST LAP TIME : 1:33.183		DIFFERENCE : 0.061			
LAP	SECTOR 1	SECTOR 2	SECTOR 3	LAP TIME	MPH	DIFF	TIME OF DAY
1 -			22.258	1:40.303	87.33	7.120	10:48:47.194
2 -	30.164	42.494	22.177	1:34.835	92.36	1.652	10:50:22.029
3 -	30.198	42.920	22.913	1:36.031	91.21	2.848	10:51:58.060
4 -	29.835	42.026	21.871	1:33.732 (2)	93.45	0.549	10:53:31.792
5 -	29.659	42.126	21.971	1:33.756 (3)	93.43	0.573	10:55:05.548
6 -	29.583	41.668	21.932	1:33.183 (1)	94.00		10:56:38.731

P11 49 Ross MCLURG		Kawasaki - E.D.I Building / Steve Jordan Motorcycles					
IDEAL LAP TIME : 1:33.814		BEST LAP TIME : 1:34.022		DIFFERENCE : 0.208			
LAP	SECTOR 1	SECTOR 2	SECTOR 3	LAP TIME	MPH	DIFF	TIME OF DAY
1 -			22.324	1:42.014	85.86	7.992	10:48:48.905
2 -	30.125	42.112	22.199	1:34.436	92.75	0.414	10:50:23.341
3 -	29.914	42.204	22.862	1:34.980	92.22	0.958	10:51:58.321
4 -	29.901	42.126	22.152	1:34.179 (2)	93.01	0.157	10:53:32.500
5 -	29.720	42.040	22.262	1:34.022 (1)	93.16		10:55:06.522
6 -	29.622	42.106	22.562	1:34.290 (3)	92.90	0.268	10:56:40.812

P12 11 Josh HARVEY		Yamaha - NR Racing					
IDEAL LAP TIME : 1:34.496		BEST LAP TIME : 1:34.776		DIFFERENCE : 0.280			
LAP	SECTOR 1	SECTOR 2	SECTOR 3	LAP TIME	MPH	DIFF	TIME OF DAY
1 -			22.370	1:41.734	86.10	6.958	10:48:48.625
2 -	30.232	42.111	22.570	1:34.913 (3)	92.29	0.137	10:50:23.538
3 -	30.117	42.127	22.657	1:34.901 (2)	92.30	0.125	10:51:58.439

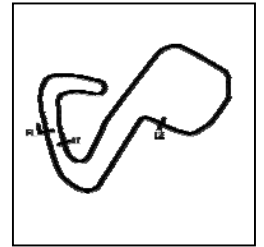
Weather / Track : Cloudy / Dry

Brands Hatch GP
 Circuit Length = 2.4332 miles
 Start: 10:47 Flag 10:56 End: 10:58

BMCRC - MRO Championship 2017 - Rnd 6 @ Brands Hatch GP

Team Respro MRO 600

RACE 19 - SECTOR ANALYSIS



SECTOR 1 = FL to I1, SECTOR 2 = I1 to I2, SECTOR 3 = I2 to FL, DIFF = Difference To Personal Best Lap, P = Crossed Finish Line in Pit Lane, D = Time Disallowed

4 -	30.216	42.854	22.318	1:35.388	91.83	0.612	10:53:33.827
5 -	30.177	42.061	22.538	1:34.776 (1)	92.42		10:55:08.603
6 -	30.208	42.197	22.807	1:35.212	92.00	0.436	10:56:43.815

P13 777 C		Mason WILLIAMS		Yamaha - MoreMoto / In Memory Of Jim Warner			
IDEAL LAP TIME : 1:34.656		BEST LAP TIME : 1:34.687		DIFFERENCE : 0.031			
LAP	SECTOR 1	SECTOR 2	SECTOR 3	LAP TIME	MPH	DIFF	TIME OF DAY
1 -			22.678	1:44.213	84.05	9.526	10:48:51.104
2 -	30.534	42.750	22.447	1:35.731	91.50	1.044	10:50:26.835
3 -	30.397	42.342	22.303	1:35.042 (2)	92.16	0.355	10:52:01.877
4 -	30.167	42.186	22.334	1:34.687 (1)	92.51		10:53:36.564
5 -	30.519	42.266	22.439	1:35.224 (3)	91.99	0.537	10:55:11.788
6 -	30.213	42.902	22.434	1:35.549	91.67	0.862	10:56:47.337

P14 16		Dominic PETTIT		Yamaha - Camclad Contractors			
IDEAL LAP TIME : 1:33.580		BEST LAP TIME : 1:33.726		DIFFERENCE : 0.146			
LAP	SECTOR 1	SECTOR 2	SECTOR 3	LAP TIME	MPH	DIFF	TIME OF DAY
1 -			22.067	1:40.770	86.92	7.044	10:48:47.661
2 -	30.495	42.113	22.099	1:34.707	92.49	0.981	10:50:22.368
3 -	30.023	42.431	22.014	1:34.468 (3)	92.72	0.742	10:51:56.836
4 -	29.951	41.806	21.969	1:33.726 (1)	93.46		10:53:30.562
5 -	29.880	41.958	22.022	1:33.860 (2)	93.32	0.134	10:55:04.422
6 -	29.805	50.754	22.440	1:42.999	85.04	9.273	10:56:47.421

P15 17 C		Philip BAKER		Triumph - Ashford accident repair center			
IDEAL LAP TIME : 1:34.700		BEST LAP TIME : 1:35.187		DIFFERENCE : 0.487			
LAP	SECTOR 1	SECTOR 2	SECTOR 3	LAP TIME	MPH	DIFF	TIME OF DAY
1 -			22.576	1:42.855	85.16	7.668	10:48:49.746
2 -	30.386	42.871	22.746	1:36.003	91.24	0.816	10:50:25.749
3 -	30.272	42.578	22.652	1:35.502 (2)	91.72	0.315	10:52:01.251
4 -	30.150	42.565	22.472	1:35.187 (1)	92.02		10:53:36.438
5 -	30.867	42.255	22.483	1:35.605 (3)	91.62	0.418	10:55:12.043
6 -	30.222	43.126	22.295	1:35.643	91.58	0.456	10:56:47.686

P16 81 C		Liam DUFFETT		Kawasaki - MFM Track Bikes			
IDEAL LAP TIME : 1:35.064		BEST LAP TIME : 1:35.064		DIFFERENCE : 0.000			
LAP	SECTOR 1	SECTOR 2	SECTOR 3	LAP TIME	MPH	DIFF	TIME OF DAY
1 -			22.624	1:43.285	84.81	8.221	10:48:50.176
2 -	30.131	42.685	22.539	1:35.355 (2)	91.86	0.291	10:50:25.531
3 -	30.004	42.546	22.514	1:35.064 (1)	92.14		10:52:00.595
4 -	30.322	42.776	22.542	1:35.640	91.59	0.576	10:53:36.235
5 -	30.331	42.605	22.530	1:35.466 (3)	91.75	0.402	10:55:11.701
6 -	30.158	43.312	22.591	1:36.061	91.19	0.997	10:56:47.762

P17 82 C		Andrew SMITH		Suzuki - 5 Club Racing / Challenger Communications			
IDEAL LAP TIME : 1:34.880		BEST LAP TIME : 1:35.020		DIFFERENCE : 0.140			
LAP	SECTOR 1	SECTOR 2	SECTOR 3	LAP TIME	MPH	DIFF	TIME OF DAY
1 -			23.041	1:43.493	84.64	8.473	10:48:50.384
2 -	30.290	42.773	22.884	1:35.947	91.29	0.927	10:50:26.331
3 -	30.283	42.556	22.500	1:35.339 (2)	91.88	0.319	10:52:01.670
4 -	30.508	42.781	22.681	1:35.970	91.27	0.950	10:53:37.640
5 -	30.206	42.394	22.420	1:35.020 (1)	92.18		10:55:12.660
6 -	30.066	42.856	22.666	1:35.588 (3)	91.64	0.568	10:56:48.248

P18 56 C		Michael MILLS		Yamaha - A51 Racing			
IDEAL LAP TIME : 1:35.222		BEST LAP TIME : 1:35.453		DIFFERENCE : 0.231			
LAP	SECTOR 1	SECTOR 2	SECTOR 3	LAP TIME	MPH	DIFF	TIME OF DAY
1 -			22.616	1:44.578	83.76	9.125	10:48:51.469

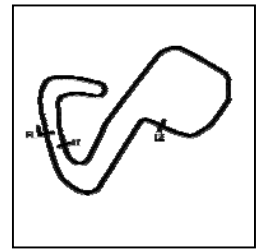
Weather / Track : Cloudy / Dry

Brands Hatch GP
Circuit Length = 2.4332 miles
Start: 10:47 Flag 10:56 End: 10:58

BMCRC - MRO Championship 2017 - Rnd 6 @ Brands Hatch GP

Team Respro MRO 600

RACE 19 - SECTOR ANALYSIS



SECTOR 1 = FL to I1, SECTOR 2 = I1 to I2, SECTOR 3 = I2 to FL, DIFF = Difference To Personal Best Lap, P = Crossed Finish Line in Pit Lane, D = Time Disallowed

2 -	30.699	42.529	22.391	1:35.619 (3)	91.61	0.166	10:50:27.088
3 -	30.445	43.032	22.357	1:35.834	91.40	0.381	10:52:02.922
4 -	30.503	42.539	22.411	1:35.453 (1)	91.77		10:53:38.375
5 -	30.586	42.591	22.411	1:35.588 (2)	91.64	0.135	10:55:13.963
6 -	30.336	42.978	22.802	1:36.116	91.13	0.663	10:56:50.079

P19 73		Cameron TENZING-JENKINS		Kawasaki - JDF Racing			
IDEAL LAP TIME : 1:35.337		BEST LAP TIME : 1:35.501		DIFFERENCE : 0.164			
LAP	SECTOR 1	SECTOR 2	SECTOR 3	LAP TIME	MPH	DIFF	TIME OF DAY
1 -			22.614	1:45.626	82.93	10.125	10:48:52.517
2 -	30.683	42.862	22.421	1:35.966	91.28	0.465	10:50:28.483
3 -	30.684	42.680	22.243	1:35.607 (2)	91.62	0.106	10:52:04.090
4 -	30.414	42.798	22.657	1:35.869 (3)	91.37	0.368	10:53:39.959
5 -	30.578	43.814	22.374	1:36.766	90.52	1.265	10:55:16.725
6 -	30.451	42.711	22.339	1:35.501 (1)	91.72		10:56:52.226

P20 40		David SHELVEY		Suzuki - ymark.com			
IDEAL LAP TIME : 1:34.915		BEST LAP TIME : 1:35.074		DIFFERENCE : 0.159			
LAP	SECTOR 1	SECTOR 2	SECTOR 3	LAP TIME	MPH	DIFF	TIME OF DAY
1 -			22.912	1:46.356	82.36	11.282	10:48:53.247
2 -	30.826	42.779	23.176	1:36.781	90.51	1.707	10:50:30.028
3 -	30.563	42.350	22.485	1:35.398 (2)	91.82	0.324	10:52:05.426
4 -	30.583	42.523	22.438	1:35.544 (3)	91.68	0.470	10:53:40.970
5 -	30.608	43.318	22.601	1:36.527	90.75	1.453	10:55:17.497
6 -	30.127	42.423	22.524	1:35.074 (1)	92.13		10:56:52.571

P21 55 C		Paul GARNER		Yamaha - A51 Racing			
IDEAL LAP TIME : 1:35.312		BEST LAP TIME : 1:35.435		DIFFERENCE : 0.123			
LAP	SECTOR 1	SECTOR 2	SECTOR 3	LAP TIME	MPH	DIFF	TIME OF DAY
1 -			22.446	1:45.188	83.27	9.753	10:48:52.079
2 -	30.622	42.617	22.196	1:35.435 (1)	91.78		10:50:27.514
3 -	30.499	43.320	22.393	1:36.212 (3)	91.04	0.777	10:52:03.726
4 -	30.536	42.875	22.701	1:36.112 (2)	91.14	0.677	10:53:39.838
5 -	31.098	44.045	23.003	1:38.146	89.25	2.711	10:55:17.984
6 -	31.123	43.360	22.863	1:37.346	89.98	1.911	10:56:55.330

P22 543 C		Stefan ELLIS		Yamaha - Bespoke Bathing Company			
IDEAL LAP TIME : 1:34.980		BEST LAP TIME : 1:35.264		DIFFERENCE : 0.284			
LAP	SECTOR 1	SECTOR 2	SECTOR 3	LAP TIME	MPH	DIFF	TIME OF DAY
1 -			22.709	1:44.907	83.50	9.643	10:48:51.798
2 -	30.671	42.428	22.360	1:35.459 (2)	91.76	0.195	10:50:27.257
3 -	30.392	43.023	22.492	1:35.907 (3)	91.33	0.643	10:52:03.164
4 -	30.676	42.307	22.281	1:35.264 (1)	91.95		10:53:38.428
5 -	30.613	46.837	22.624	1:40.074	87.53	4.810	10:55:18.502
6 -	31.220	43.349	22.529	1:37.098	90.21	1.834	10:56:55.600

P23 192 C		Daniel MOFFA		Triumph - DM Racing			
IDEAL LAP TIME : 1:35.085		BEST LAP TIME : 1:35.450		DIFFERENCE : 0.365			
LAP	SECTOR 1	SECTOR 2	SECTOR 3	LAP TIME	MPH	DIFF	TIME OF DAY
1 -			22.779	1:46.044	82.60	10.594	10:48:52.935
2 -	30.793	42.836	22.531	1:36.160 (3)	91.09	0.710	10:50:29.095
3 -	30.505	42.871	22.349	1:35.725 (2)	91.51	0.275	10:52:04.820
4 -	30.870	42.419	22.161	1:35.450 (1)	91.77		10:53:40.270
5 -	31.048	43.995	22.755	1:37.798	89.57	2.348	10:55:18.068
6 -	31.200	44.186	22.694	1:38.080	89.31	2.630	10:56:56.148

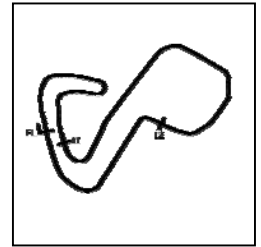
Weather / Track : Cloudy / Dry

Brands Hatch GP
Circuit Length = 2.4332 miles
Start: 10:47 Flag 10:56 End: 10:58

BMCRC - MRO Championship 2017 - Rnd 6 @ Brands Hatch GP

Team Respro MRO 600

RACE 19 - SECTOR ANALYSIS



SECTOR 1 = FL to I1, SECTOR 2 = I1 to I2, SECTOR 3 = I2 to FL, DIFF = Difference To Personal Best Lap, P = Crossed Finish Line in Pit Lane, D = Time Disallowed

P24 144 C		Tom NEWMAN		Triumph - Leeway Building Services & David Bedwell and Partnr			
IDEAL LAP TIME : 1:34.989		BEST LAP TIME : 1:35.319		DIFFERENCE : 0.330			
LAP	SECTOR 1	SECTOR 2	SECTOR 3	LAP TIME	MPH	DIFF	TIME OF DAY
1 -			23.052	1:46.818	82.00	11.499	10:48:53.709
2 -	30.830	43.270	22.559	1:36.659 (3)	90.62	1.340	10:50:30.368
3 -	30.761	42.364	22.383	1:35.508 (2)	91.71	0.189	10:52:05.876
4 -	30.242	42.671	22.406	1:35.319 (1)	91.90		10:53:41.195
5 -	30.492	43.831	22.949	1:37.272	90.05	1.953	10:55:18.467
6 -	31.072	44.171	23.352	1:38.595	88.84	3.276	10:56:57.062

P25 53 C		Jason SIGGS		Yamaha - J Siggs Construction			
IDEAL LAP TIME : 1:35.339		BEST LAP TIME : 1:35.841		DIFFERENCE : 0.502			
LAP	SECTOR 1	SECTOR 2	SECTOR 3	LAP TIME	MPH	DIFF	TIME OF DAY
1 -			22.769	1:44.013	84.21	8.172	10:48:50.904
2 -	30.573	42.786	22.482	1:35.841 (1)	91.39		10:50:26.745
3 -	30.817	42.744	22.373	1:35.934 (2)	91.31	0.093	10:52:02.679
4 -	30.222	43.914	22.787	1:36.923 (3)	90.37	1.082	10:53:39.602
5 -	30.750	44.260	23.033	1:38.043	89.34	2.202	10:55:17.645
6 -	31.314	44.219	24.054	1:39.587	87.96	3.746	10:56:57.232

P26 89 C		Chris PARISH		Yamaha - HPS Motorcycles			
IDEAL LAP TIME : 1:36.124		BEST LAP TIME : 1:36.509		DIFFERENCE : 0.385			
LAP	SECTOR 1	SECTOR 2	SECTOR 3	LAP TIME	MPH	DIFF	TIME OF DAY
1 -			22.992	1:46.585	82.18	10.076	10:48:53.476
2 -	30.969	42.821	22.719	1:36.509 (1)	90.76		10:50:29.985
3 -	31.355	43.185	22.740	1:37.280 (3)	90.04	0.771	10:52:07.265
4 -	31.077	43.894	23.248	1:38.219	89.18	1.710	10:53:45.484
5 -	30.591	44.027	22.954	1:37.572	89.77	1.063	10:55:23.056
6 -	30.865	43.663	22.712	1:37.240 (2)	90.08	0.731	10:57:00.296

P27 57 C		Theo RUTTER		Yamaha - Sublime Designs Racing/RRC			
IDEAL LAP TIME : 1:38.096		BEST LAP TIME : 1:38.096		DIFFERENCE : 0.000			
LAP	SECTOR 1	SECTOR 2	SECTOR 3	LAP TIME	MPH	DIFF	TIME OF DAY
1 -			23.359	1:47.436	81.53	9.340	10:48:54.327
2 -	31.320	43.565	23.211	1:38.096 (1)	89.29		10:50:32.423
3 -	31.570	44.717	23.229	1:39.516	88.02	1.420	10:52:11.939
4 -	31.852	44.113	23.394	1:39.359 (2)	88.16	1.263	10:53:51.298
5 -	31.834	44.042	23.494	1:39.370 (3)	88.15	1.274	10:55:30.668
6 -	31.942	43.981	23.450	1:39.373	88.15	1.277	10:57:10.041

P28 116 C		Ollie SHOTTON		Kawasaki -			
IDEAL LAP TIME : 1:38.592		BEST LAP TIME : 1:38.672		DIFFERENCE : 0.080			
LAP	SECTOR 1	SECTOR 2	SECTOR 3	LAP TIME	MPH	DIFF	TIME OF DAY
1 -			23.251	1:49.061	80.32	10.389	10:48:55.952
2 -	31.464	44.866	23.394	1:39.724	87.84	1.052	10:50:35.676
3 -	31.448	44.587	23.297	1:39.332 (3)	88.18	0.660	10:52:15.008
4 -	31.389	44.506	23.358	1:39.253 (2)	88.25	0.581	10:53:54.261
5 -	31.254	44.087	23.331	1:38.672 (1)	88.77		10:55:32.933
6 -	31.554	44.638	23.391	1:39.583	87.96	0.911	10:57:12.516

P29 130 C		Lee BUTTON		Yamaha - Elite Spas/Goodwins/Sparkle Spas			
IDEAL LAP TIME : 1:38.711		BEST LAP TIME : 1:38.711		DIFFERENCE : 0.000			
LAP	SECTOR 1	SECTOR 2	SECTOR 3	LAP TIME	MPH	DIFF	TIME OF DAY
1 -			23.504	1:48.213	80.94	9.502	10:48:55.104
2 -	31.702	44.560	23.350	1:39.612 (3)	87.93	0.901	10:50:34.716
3 -	31.597	45.039	23.182	1:39.818	87.75	1.107	10:52:14.534
4 -	31.867	45.185	23.286	1:40.338	87.30	1.627	10:53:54.872
5 -	31.483	44.627	23.130	1:39.240 (2)	88.26	0.529	10:55:34.112

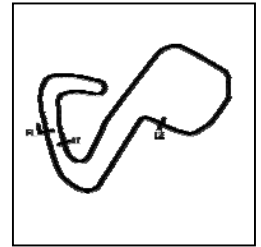
Weather / Track : Cloudy / Dry

Brands Hatch GP
Circuit Length = 2.4332 miles
Start: 10:47 Flag 10:56 End: 10:58

BMCRC - MRO Championship 2017 - Rnd 6 @ Brands Hatch GP

Team Respro MRO 600

RACE 19 - SECTOR ANALYSIS



SECTOR 1 = FL to I1, SECTOR 2 = I1 to I2, SECTOR 3 = I2 to FL, DIFF = Difference To Personal Best Lap, P = Crossed Finish Line in Pit Lane, D = Time Disallowed

6 - **31.413** **44.309** **22.989** **1:38.711 (1)** **88.74** **10:57:12.823**

P30 147 C		Sean CHASTON		Yamaha - Hyside Motorcycles			
IDEAL LAP TIME : 1:38.957		BEST LAP TIME : 1:39.155		DIFFERENCE : 0.198			
LAP	SECTOR 1	SECTOR 2	SECTOR 3	LAP TIME	MPH	DIFF	TIME OF DAY
1 -			23.466	1:48.829	80.49	9.674	10:48:55.720
2 -	32.290	44.741	23.423	1:40.454	87.20	1.299	10:50:36.174
3 -	31.598	44.463	23.321	1:39.382 (3)	88.14	0.227	10:52:15.556
4 -	31.605	44.968	23.277	1:39.850	87.73	0.695	10:53:55.406
5 -	31.445	44.418	23.292	1:39.155 (1)	88.34		10:55:34.561
6 -	31.369	44.636	23.170	1:39.175 (2)	88.32	0.020	10:57:13.736

P31 106		Patrick BYRNE		Kawasaki - PKB RACING			
IDEAL LAP TIME : 1:39.044		BEST LAP TIME : 1:39.639		DIFFERENCE : 0.595			
LAP	SECTOR 1	SECTOR 2	SECTOR 3	LAP TIME	MPH	DIFF	TIME OF DAY
1 -			23.736	1:49.951	79.67	10.312	10:48:56.842
2 -	31.991	44.917	23.568	1:40.476	87.18	0.837	10:50:37.318
3 -	31.814	44.800	24.017	1:40.631	87.04	0.992	10:52:17.949
4 -	32.115	44.311	23.213	1:39.639 (1)	87.91		10:53:57.588
5 -	32.048	44.017	23.946	1:40.011 (2)	87.58	0.372	10:55:37.599
6 -	32.238	44.785	23.296	1:40.319 (3)	87.31	0.680	10:57:17.918

P32 22 C		Darren DOWDS		Yamaha - sublime designs racing			
IDEAL LAP TIME : 1:40.081		BEST LAP TIME : 1:40.152		DIFFERENCE : 0.071			
LAP	SECTOR 1	SECTOR 2	SECTOR 3	LAP TIME	MPH	DIFF	TIME OF DAY
1 -			23.764	1:50.603	79.20	10.451	10:48:57.494
2 -	32.392	44.596	23.807	1:40.795	86.90	0.643	10:50:38.289
3 -	31.849	44.667	23.636	1:40.152 (1)	87.46		10:52:18.441
4 -	32.341	44.746	23.680	1:40.767 (3)	86.93	0.615	10:53:59.208
5 -	31.868	44.694	23.759	1:40.321 (2)	87.31	0.169	10:55:39.529
6 -	32.405	45.078	23.771	1:41.254	86.51	1.102	10:57:20.783

P33 78		Dan BEIGHTON		Kawasaki - johns motorcycle news			
IDEAL LAP TIME : 1:40.204		BEST LAP TIME : 1:40.515		DIFFERENCE : 0.311			
LAP	SECTOR 1	SECTOR 2	SECTOR 3	LAP TIME	MPH	DIFF	TIME OF DAY
1 -			23.621	1:49.845	79.74	9.330	10:48:56.736
2 -	31.732	45.002	23.781	1:40.515 (1)	87.14		10:50:37.251
3 -	32.281	44.851	23.763	1:40.895 (2)	86.82	0.380	10:52:18.146
4 -	32.473	45.175	23.779	1:41.427	86.36	0.912	10:53:59.573
5 -	32.083	44.944	24.028	1:41.055 (3)	86.68	0.540	10:55:40.628
6 -	32.154	45.161	24.092	1:41.407	86.38	0.892	10:57:22.035

P34 51 C		Andrew DURANT		Honda -			
IDEAL LAP TIME : 1:43.211		BEST LAP TIME : 1:43.215		DIFFERENCE : 0.004			
LAP	SECTOR 1	SECTOR 2	SECTOR 3	LAP TIME	MPH	DIFF	TIME OF DAY
1 -			24.621	1:54.357	76.60	11.142	10:49:01.248
2 -	33.591	46.522	24.671	1:44.784	83.59	1.569	10:50:46.032
3 -	32.771	46.324	24.665	1:43.760 (3)	84.42	0.545	10:52:29.792
4 -	32.868	46.438	24.466	1:43.772	84.41	0.557	10:54:13.564
5 -	32.672	46.256	24.692	1:43.620 (2)	84.53	0.405	10:55:57.184
6 -	32.553	46.192	24.470	1:43.215 (1)	84.86		10:57:40.399

P35 9 C		Duncan GROVE		Yamaha -			
IDEAL LAP TIME : 1:46.648		BEST LAP TIME : 1:46.648		DIFFERENCE : 0.000			
LAP	SECTOR 1	SECTOR 2	SECTOR 3	LAP TIME	MPH	DIFF	TIME OF DAY
1 -			25.281	1:56.768	75.01	10.120	10:49:03.659
2 -	33.689	47.869	25.090	1:46.648 (1)	82.13		10:50:50.307
3 -	34.297	48.640	25.376	1:48.313	80.87	1.665	10:52:38.620

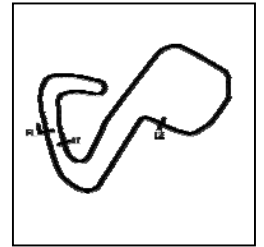
Weather / Track : Cloudy / Dry

Brands Hatch GP
Circuit Length = 2.4332 miles
Start: 10:47 Flag 10:56 End: 10:58

BMCRC - MRO Championship 2017 - Rnd 6 @ Brands Hatch GP

Team Respro MRO 600

RACE 19 - SECTOR ANALYSIS



SECTOR 1 = FL to I1, SECTOR 2 = I1 to I2, SECTOR 3 = I2 to FL, DIFF = Difference To Personal Best Lap, P = Crossed Finish Line in Pit Lane, D = Time Disallowed

4 -	34.096	48.196	25.523	1:47.815 (3)	81.24	1.167	10:54:26.435
5 -	33.858	48.167	25.144	1:47.169 (2)	81.73	0.521	10:56:13.604
6 -	34.251	49.175	25.926	1:49.352	80.10	2.704	10:58:02.956

P36 122 C		Paul WILSON		Yamaha -			
IDEAL LAP TIME : 1:45.475		BEST LAP TIME : 1:45.880		DIFFERENCE : 0.405			
LAP	SECTOR 1	SECTOR 2	SECTOR 3	LAP TIME	MPH	DIFF	TIME OF DAY
1 -			24.904	1:53.751	77.00	7.871	10:49:00.642
2 -	34.461	47.346	24.849	1:46.656 (2)	82.13	0.776	10:50:47.298
3 -	33.828	46.798	25.254	1:45.880 (1)	82.73		10:52:33.178
4 -	34.667	47.871	25.573	1:48.111 (3)	81.02	2.231	10:54:21.289

Weather / Track : Cloudy / Dry

Results can be found at www.tsl-timing.com

Page 7 of 7

Brands Hatch GP
 Circuit Length = 2.4332 miles
 Start: 10:47 Flag 10:56 End: 10:58

Printed - 11:03 Sunday, 16 July 2017

BMCRC - MRO Championship 2017 - Rnd 6 @ Brands Hatch GP

Team Respro MRO 600

RACE 19 - BEST SECTORS

SECTOR 1			SECTOR 2			SECTOR 3			IDEAL / BEST COMPARISON						
POS	NO	NAME	TIME	NO	NAME	TIME	NO	NAME	TIME	POS	NO	NAME	IDEAL	BEST	DIFF
													PERFECT LAP	1:31.896	
1	14	BURRAGE	29.277	127	TINKLER	41.052	127	TINKLER	21.567	1	127	TINKLER	1:32.002	1:32.178	0.176
2	127	TINKLER	29.383	14	BURRAGE	41.133	14	BURRAGE	21.663	2	14	BURRAGE	1:32.073	1:32.329	0.256
3	6	WHEELER	29.498	111	SMITH	41.155	6	WHEELER	21.765	3	111	SMITH	1:32.578	1:32.668	0.090
4	86	SHOUBRIDGE	29.498	86	SHOUBRIDGE	41.333	111	SMITH	21.767	4	86	SHOUBRIDGE	1:32.801	1:33.130	0.329
5	27	WICKENS	29.545	27	WICKENS	41.416	44	PLATTON	21.871	5	6	WHEELER	1:32.814	1:32.998	0.184
6	44	PLATTON	29.583	6	WHEELER	41.551	226	HARTGROVE	21.968	6	27	WICKENS	1:32.937	1:33.136	0.199
7	10	WILBY	29.598	10	WILBY	41.615	16	PETTIT	21.969	7	44	PLATTON	1:33.122	1:33.183	0.061
8	49	MCLURG	29.622	226	HARTGROVE	41.648	86	SHOUBRIDGE	21.970	8	226	HARTGROVE	1:33.243	1:33.243	0.000
9	226	HARTGROVE	29.627	44	PLATTON	41.668	173	DRAPER	21.974	9	10	WILBY	1:33.274	1:33.624	0.350
10	111	SMITH	29.656	173	DRAPER	41.790	27	WICKENS	21.976	10	16	PETTIT	1:33.580	1:33.726	0.146
11	16	PETTIT	29.805	16	PETTIT	41.806	10	WILBY	22.061	11	173	DRAPER	1:33.643	1:33.852	0.209
12	173	DRAPER	29.879	49	MCLURG	42.040	49	MCLURG	22.152	12	49	MCLURG	1:33.814	1:34.022	0.208
13	81	DUFFETT	30.004	11	HARVEY	42.061	192	MOFFA	22.161	13	11	HARVEY	1:34.496	1:34.776	0.280
14	82	SMITH	30.066	777	WILLIAMS	42.186	55	GARNER	22.196	14	777	WILLIAMS	1:34.656	1:34.687	0.031
15	11	HARVEY	30.117	17	BAKER	42.255	73	TENZING-JENKINS	22.243	15	17	BAKER	1:34.700	1:35.187	0.487
16	40	SHELVEY	30.127	543	ELLIS	42.307	543	ELLIS	22.281	16	82	SMITH	1:34.880	1:35.020	0.140
17	17	BAKER	30.150	40	SHELVEY	42.350	17	BAKER	22.295	17	40	SHELVEY	1:34.915	1:35.074	0.159
18	777	WILLIAMS	30.167	144	NEWMAN	42.364	777	WILLIAMS	22.303	18	543	ELLIS	1:34.980	1:35.264	0.284
19	53	SIGGS	30.222	82	SMITH	42.394	11	HARVEY	22.318	19	144	NEWMAN	1:34.989	1:35.319	0.330
20	144	NEWMAN	30.242	192	MOFFA	42.419	56	MILLS	22.357	20	81	DUFFETT	1:35.064	1:35.064	0.000
21	56	MILLS	30.336	56	MILLS	42.529	53	SIGGS	22.373	21	192	MOFFA	1:35.085	1:35.450	0.365
22	543	ELLIS	30.392	81	DUFFETT	42.546	144	NEWMAN	22.383	22	56	MILLS	1:35.222	1:35.453	0.231
23	73	TENZING-JENKINS	30.414	55	GARNER	42.617	82	SMITH	22.420	23	55	GARNER	1:35.312	1:35.435	0.123
24	55	GARNER	30.499	73	TENZING-JENKINS	42.680	40	SHELVEY	22.438	24	73	TENZING-JENKINS	1:35.337	1:35.501	0.164
25	192	MOFFA	30.505	53	SIGGS	42.744	81	DUFFETT	22.514	25	53	SIGGS	1:35.339	1:35.841	0.502
26	89	PARISH	30.591	89	PARISH	42.821	89	PARISH	22.712	26	89	PARISH	1:36.124	1:36.509	0.385
27	116	SHOTTON	31.254	57	RUTTER	43.565	130	BUTTON	22.989	27	57	RUTTER	1:38.096	1:38.096	0.000
28	57	RUTTER	31.320	106	BYRNE	44.017	147	CHASTON	23.170	28	116	SHOTTON	1:38.592	1:38.672	0.080
29	147	CHASTON	31.369	116	SHOTTON	44.087	57	RUTTER	23.211	29	130	BUTTON	1:38.711	1:38.711	0.000
30	130	BUTTON	31.413	130	BUTTON	44.309	106	BYRNE	23.213	30	147	CHASTON	1:38.957	1:39.155	0.198
31	78	BEIGHTON	31.732	147	CHASTON	44.418	116	SHOTTON	23.251	31	106	BYRNE	1:39.044	1:39.639	0.595
32	106	BYRNE	31.814	22	DOWDS	44.596	78	BEIGHTON	23.621	32	22	DOWDS	1:40.081	1:40.152	0.071
33	22	DOWDS	31.849	78	BEIGHTON	44.851	22	DOWDS	23.636	33	78	BEIGHTON	1:40.204	1:40.515	0.311
34	51	DURANT	32.553	51	DURANT	46.192	51	DURANT	24.466	34	51	DURANT	1:43.211	1:43.215	0.004
35	9	GROVE	33.689	122	WILSON	46.798	122	WILSON	24.849	35	122	WILSON	1:45.475	1:45.880	0.405
36	122	WILSON	33.828	9	GROVE	47.869	9	GROVE	25.090	36	9	GROVE	1:46.648	1:46.648	0.000

Weather / Track : Cloudy / Dry

Brands Hatch GP

Circuit Length = 2.4332 miles

Start: 10:47 Flag 10:56 End: 10:58

Results can be found at www.tsl-timing.com

Printed - 11:02 Sunday, 16 July 2017

BMCRC - MRO Championship 2017 - Rnd 6 @ Brands Hatch GP

Team Respro MRO 600

RACE 10 - GRID (6 Laps)

ROW 13	1		1		37	46 Harry ROWLINGS	
ROW 12	36	9 Duncan GROVE 1:46.648	35	122 Paul WILSON 1:45.880	34	51 Andrew DURANT 1:43.215	
ROW 11		33	78 Dan BEIGHTON 1:40.515	32	22 Darren DOWDS 1:40.152	31	106 Patrick BYRNE 1:39.639
ROW 10	30	147 Sean CHASTON 1:39.155	29	130 Lee BUTTON 1:38.711	28	116 Ollie SHOTTON 1:38.672	
ROW 9		27	57 Theo RUTTER 1:38.096	26	89 Chris PARISH 1:36.509	25	53 Jason SIGGS 1:35.841
ROW 8	24	73 Cameron TENZING-JENKINS 1:35.501	23	56 Michael MILLS 1:35.453	22	192 Daniel MOFFA 1:35.450	
ROW 7		21	55 Paul GARNER 1:35.435	20	144 Tom NEWMAN 1:35.319	19	543 Stefan ELLIS 1:35.264
ROW 6	18	17 Philip BAKER 1:35.187	17	40 David SHELVEY 1:35.074	16	81 Liam DUFFETT 1:35.064	
ROW 5		15	82 Andrew SMITH 1:35.020	14	11 Josh HARVEY 1:34.776	13	777 Mason WILLIAMS 1:34.687
ROW 4	12	49 Ross MCLURG 1:34.022	11	173 Stephen DRAPER 1:33.852	10	16 Dominic PETTIT 1:33.726	
ROW 3		9	10 Paul WILBY 1:33.624	8	226 Adam HARTGROVE 1:33.243	7	44 Hayden PLATTON 1:33.183
ROW 2	6	27 Stuart WICKENS 1:33.136	5	86 David SHOUBRIDGE 1:33.130	4	6 Conor WHEELER 1:32.998	
ROW 1		3	111 Sam SMITH 1:32.668	2	14 Chris BURRAGE 1:32.329	1	127 David TINKLER 1:32.178

Pole

Brands Hatch GP
Circuit Length = 2.4332 miles

These results are provisional until the conclusion of any judicial and technical matters.

Clerk Of Course :	Timekeeper :
-------------------	--------------

Results can be found at www.tsl-timing.com

Printed - 11:05 Sunday, 16 July 2017



BMCRC - MRO Championship 2017 - Rnd 6 @ Brands Hatch GP

Team Respro MRO 600

RACE 10 - CLASSIFICATION

POS	NO	CL	PIC NAME	ENTRY	LAPS	TIME	GAP	DIFF	MPH	BEST	ON
1	14		1 Chris BURRAGE	Yamaha - Seton tuning	6	9:17.708			94.24	1:31.821	6
2	127		2 David TINKLER	Yamaha - alltrades/tinklers m/cycles	6	9:18.941	1.233	1.233	94.03	1:31.891	5
3	111		3 Sam SMITH	Suzuki - JHS Suzuki Racing	6	9:22.978	5.270	4.037	93.35	1:31.859	5
4	86	C	1 David SHOUBRIDGE	Kawasaki - PLEASE SPONSOR ME!!!!	6	9:25.490	7.782	2.512	92.94	1:32.560	4
5	226		4 Adam HARTGROVE	Yamaha - Technical lifting services limited	6	9:29.716	12.008	4.226	92.25	1:33.508	4
6	44		5 Hayden PLATTON	Kawasaki - NR Racing	6	9:29.860	12.152	0.144	92.23	1:32.939	5
7	16		6 Dominic PETTIT	Yamaha - Camclad Contractors	6	9:30.224	12.516	0.364	92.17	1:33.559	3
8	49		7 Ross MCLURG	Kawasaki - E.D.I Building / Steve Jordan Motorcycle	6	9:30.781	13.073	0.557	92.08	1:33.786	6
9	173		8 Stephen DRAPER	Kawasaki -	6	9:30.904	13.196	0.123	92.06	1:33.653	6
10	10	C	2 Paul WILBY	Kawasaki - MOREMOTO	6	9:31.230	13.522	0.326	92.01	1:33.657	3
11	6	C	3 Conor WHEELER	Kawasaki - www.fitakitchen.co.uk	6	9:32.077	14.369	0.847	91.87	1:33.824	3
12	27*		9 Stuart WICKENS	Triumph - Big Tone	6	9:32.876	15.168	0.799	91.74	1:32.435	3
13	11		10 Josh HARVEY	Yamaha - NR Racing	6	9:33.984	16.276	1.108	91.56	1:34.024	4
14	81*	C	4 Liam DUFFETT	Kawasaki - MFM Track Bikes	6	9:38.591	20.883	4.607	90.83	1:34.530	6
15	777	C	5 Mason WILLIAMS	Yamaha - MoreMoto / In Memory Of Jim Warner	6	9:40.270	22.562	1.679	90.57	1:35.031	5
16	17	C	6 Philip BAKER	Triumph - Ashford accident repair center	6	9:41.044	23.336	0.774	90.45	1:34.928	5
17	55	C	7 Paul GARNER	Yamaha - A51 Racing	6	9:42.392	24.684	1.348	90.24	1:35.216	5
18	543	C	8 Stefan ELLIS	Yamaha - Bespoke Bathing Company	6	9:43.629	25.921	1.237	90.05	1:34.386	6
19	73		11 Cameron TENZING-JENKINS	Kawasaki - JDF Racing	6	9:46.675	28.967	3.046	89.58	1:34.561	5
20	56	C	9 Michael MILLS	Yamaha - A51 Racing	6	9:46.686	28.978	0.011	89.58	1:35.225	5
21	192	C	10 Daniel MOFFA	Triumph - DM Racing	6	9:48.846	31.138	2.160	89.25	1:35.397	3
22	89	C	11 Chris PARISH	Yamaha - HPS Motorcycles	6	9:50.531	32.823	1.685	89.00	1:36.047	6
23	82*	C	12 Andrew SMITH	Suzuki - 5 Club Racing / Challenger Communication	6	9:50.980	33.272	0.449	88.93	1:35.099	6
24	40		12 David SHELVEY	Suzuki - ymark.com	6	9:51.236	33.528	0.256	88.89	1:36.250	6
25	53	C	13 Jason SIGGS	Yamaha - J Siggs Construction	6	9:53.375	35.667	2.139	88.57	1:36.668	2
26	57	C	14 Theo RUTTER	Yamaha - Sublime Designs Racing/RRC	6	9:57.848	40.140	4.473	87.91	1:38.036	5
27	106		13 Patrick BYRNE	Kawasaki - PKB RACING	6	10:06.911	49.203	9.063	86.60	1:39.250	2
28	147	C	15 Sean CHASTON	Yamaha - Hyside Motorcycles	6	10:07.115	49.407	0.204	86.57	1:39.605	6
29	130	C	16 Lee BUTTON	Yamaha - Elite Spas/Goodwins/Sparkle Spas	6	10:08.468	50.760	1.353	86.37	1:38.997	6
30	78		14 Dan BEIGHTON	Kawasaki - johns motorcycle news	6	10:11.494	53.786	3.026	85.95	1:39.898	2
31	22	C	17 Darren DOWDS	Yamaha - sublime designs racing	6	10:14.695	56.987	3.201	85.50	1:39.941	3
32	51	C	18 Andrew DURANT	Honda -	6	10:29.944	1:12.236	15.249	83.43	1:43.008	5
33	122	C	19 Paul WILSON	Yamaha -	6	10:30.210	1:12.502	0.266	83.39	1:43.257	2
34	9	C	20 Duncan GROVE	Yamaha -	6	10:53.940	1:36.232	23.730	80.37	1:46.005	2

NOT CLASSIFIED

DNF	116	C	Ollie SHOTTON	Kawasaki -	2	3:25.913	4 Laps	4 Laps	85.08	1:38.511	2
-----	-----	---	---------------	------------	---	----------	--------	--------	-------	----------	---

FASTEST LAP

14			Chris BURRAGE	Yamaha - Seton tuning	6	1:31.821			95.40 mph	153.53 kph	
86	C		David SHOUBRIDGE	Kawasaki - PLEASE SPONSOR ME!!!!	4	1:32.560			94.63 mph	152.30 kph	

*No. 81 - Transponder stopped working

*No. 27 & 82 - 10 Second penalty, jump start

Class - 90% of Race Speed = 84.81 mph

Class C - 90% of Race Speed = 83.64 mph

Brands Hatch GP

Circuit Length = 2.4332 miles

Start: 14:22 Flag 14:31 End: 14:33

Weather / Track : Bright / Dry

These results are provisional until the conclusion of any judicial and technical matters.

Clerk Of Course :	Timekeeper :
-------------------	--------------

Results can be found at www.tsl-timing.com

Printed - 14:34 Sunday, 16 July 2017



BMCRC - MRO Championship 2017 - Rnd 6 @ Brands Hatch GP

Team Respro MRO 600

RACE 10 - LAP CHART

LAP 1 @ 14:24:00.316			LAP 2 @ 14:25:32.514			LAP 3 @ 14:27:04.560			LAP 4 @ 14:28:36.840			LAP 5 @ 14:30:08.758		
NO	BEHIND	LAP TIME	NO	BEHIND	LAP TIME	NO	BEHIND	LAP TIME	NO	BEHIND	LAP TIME	NO	BEHIND	LAP TIME
14		1:37.445	14		1:32.198	14		1:32.046	14		1:32.280	14		1:31.918
127	0.410	1:37.855	127	0.591	1:32.379	127	0.732	1:32.187	127	0.563	1:32.111	127	0.536	1:31.891
27	0.614	1:38.059	27	1.130	1:32.714	27	1.519	1:32.435	27	2.269	1:33.030	27	3.619	1:33.268
86	2.319	1:39.764	111	3.530	1:33.011	111	3.829	1:32.345	111	3.895	1:32.346	111	3.836	1:31.859
226	2.345	1:39.790	226	4.495	1:34.348	86	5.888	1:33.311	86	6.168	1:32.560	86	7.037	1:32.787
111	2.717	1:40.162	86	4.623	1:34.502	226	6.291	1:33.842	226	7.519	1:33.508	226	9.236	1:33.635
49	3.094	1:40.539	49	4.815	1:33.919	16	6.474	1:33.559	16	7.767	1:33.573	16	9.598	1:33.749
173	3.329	1:40.774	16	4.961	1:33.563	49	7.318	1:34.549	44	8.748	1:33.640	44	9.769	1:32.939
16	3.596	1:41.041	173	5.523	1:34.392	44	7.388	1:33.862	49	8.847	1:33.809	49	11.108	1:34.179
6	3.919	1:41.364	44	5.572	1:33.654	173	7.784	1:34.307	173	9.460	1:33.956	173	11.364	1:33.822
10	4.084	1:41.529	10	6.497	1:34.611	10	8.108	1:33.657	10	9.816	1:33.988	10	11.618	1:33.720
44	4.116	1:41.561	6	6.567	1:34.846	6	8.345	1:33.824	6	9.938	1:33.873	6	11.985	1:33.965
11	4.774	1:42.219	11	7.601	1:35.025	11	9.643	1:34.088	11	11.387	1:34.024	11	13.585	1:34.116
777	5.408	1:42.853	777	8.966	1:35.756	777	12.540	1:35.620	81	15.269	1:34.909	81	18.174	1:34.823
82	5.712	1:43.157	82	9.457	1:35.943	81	12.640	1:35.149	777	15.964	1:35.704	777	19.077	1:35.031
81	5.803	1:43.248	81	9.537	1:35.932	82	13.495	1:36.084	82	16.475	1:35.260	82	19.994	1:35.437
543	6.611	1:44.056	17	10.489	1:35.928	17	13.829	1:35.386	17	17.139	1:35.590	17	20.149	1:34.928
17	6.759	1:44.204	543	10.707	1:36.294	55	14.159	1:35.325	55	17.550	1:35.671	55	20.848	1:35.216
55	7.123	1:44.568	55	10.880	1:35.955	56	16.816	1:36.174	543	20.626	1:35.902	543	23.356	1:34.648
40	7.911	1:45.356	53	12.468	1:36.668	543	17.004	1:38.343	56	20.991	1:36.455	56	24.298	1:35.225
53	7.998	1:45.443	56	12.688	1:36.802	53	17.680	1:37.258	73	22.509	1:36.880	73	25.152	1:34.561
56	8.084	1:45.529	73	12.817	1:36.840	73	17.909	1:37.138	53	23.127	1:37.727	192	27.215	1:35.563
73	8.175	1:45.620	40	13.222	1:37.509	40	18.309	1:37.133	89	23.390	1:37.298	89	28.597	1:37.125
89	8.848	1:46.293	89	13.418	1:36.768	89	18.372	1:37.000	192	23.570	1:37.159	53	28.801	1:37.592
57	9.488	1:46.933	192	15.340	1:37.570	192	18.691	1:35.397	40	23.610	1:37.581	40	29.099	1:37.407
116	9.957	1:47.402	57	15.509	1:38.219	57	21.733	1:38.270	57	27.505	1:38.052	57	33.623	1:38.036
192	9.968	1:47.413	116	16.270	1:38.511	106	25.680	1:40.219	106	33.634	1:40.234	106	41.304	1:39.588
106	10.455	1:47.900	106	17.507	1:39.250	147	26.422	1:39.618	147	33.751	1:39.609	147	41.623	1:39.790
78	11.030	1:48.475	78	18.730	1:39.898	78	27.570	1:40.886	78	36.033	1:40.743	130	43.584	1:39.150
147	11.379	1:48.824	147	18.850	1:39.669	22	28.883	1:39.941	130	36.352	1:39.595	78	44.709	1:40.594
22	12.689	1:50.134	22	20.988	1:40.497	130	29.037	1:39.779	22	38.236	1:41.633	22	47.151	1:40.833
130	13.005	1:50.450	130	21.304	1:40.497	122	36.999	1:43.710	122	48.609	1:43.890	51	1:00.454	1:43.008
122	14.276	1:51.721	122	25.335	1:43.257	51	37.675	1:43.514	51	49.364	1:43.969	122	1:01.023	1:44.332
51	14.760	1:52.205	51	26.207	1:43.645	9	46.930	1:46.744	9	1:01.897	1:47.247	9	1:17.324	1:47.345
9	18.425	1:55.870	9	32.232	1:46.005									

Weather / Track : Bright / Dry

Brands Hatch GP

Circuit Length = 2.4332 miles

Start: 14:22 Flag 14:31 End: 14:33

BMCRC - MRO Championship 2017 - Rnd 6 @ Brands Hatch GP

Team Respro MRO 600

RACE 10 - LAP CHART

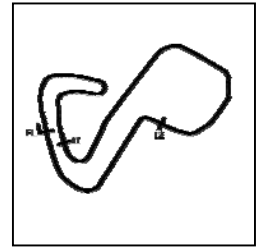
LAP 6 @ 14:31:40.579		
NO	BEHIND	LAP TIME
14		1:31.821
127	1.233	1:32.518
27	5.168	1:33.370
111	5.270	1:33.255
86	7.782	1:32.566
226	12.008	1:34.593
44	12.152	1:34.204
16	12.516	1:34.739
49	13.073	1:33.786
173	13.196	1:33.653
10	13.522	1:33.725
6	14.369	1:34.205
11	16.276	1:34.512
81	20.883	1:34.530
777	22.562	1:35.306
82	23.272	1:35.099
17	23.336	1:35.008
55	24.684	1:35.657
543	25.921	1:34.386
73	28.967	1:35.636
56	28.978	1:36.501
192	31.138	1:35.744
89	32.823	1:36.047
40	33.528	1:36.250
53	35.667	1:38.687
57	40.140	1:38.338
106	49.203	1:39.720
147	49.407	1:39.605
130	50.760	1:38.997
78	53.786	1:40.898
22	56.987	1:41.657
51	1:12.236	1:43.603
122	1:12.502	1:43.300
9	1:36.232	1:50.729

Weather / Track : Bright / Dry

BMCRC - MRO Championship 2017 - Rnd 6 @ Brands Hatch GP

Team Respro MRO 600

RACE 10 - SECTOR ANALYSIS



SECTOR 1 = FL to I1, SECTOR 2 = I1 to I2, SECTOR 3 = I2 to FL, DIFF = Difference To Personal Best Lap, P = Crossed Finish Line in Pit Lane, D = Time Disallowed

P1 14		Chris BURRAGE		Yamaha - Seton tuning			
IDEAL LAP TIME : 1:31.674		BEST LAP TIME : 1:31.821		DIFFERENCE : 0.147			
LAP	SECTOR 1	SECTOR 2	SECTOR 3	LAP TIME	MPH	DIFF	TIME OF DAY
1 -		41.432	21.612	1:37.445	89.89	5.624	14:24:00.316
2 -	29.185	41.319	21.694	1:32.198	95.01	0.377	14:25:32.514
3 -	29.317	41.161	21.568	1:32.046 (3)	95.16	0.225	14:27:04.560
4 -	29.338	41.354	21.588	1:32.280	94.92	0.459	14:28:36.840
5 -	29.399	40.967	21.552	1:31.918 (2)	95.30	0.097	14:30:08.758
6 -	29.300	40.999	21.522	1:31.821 (1)	95.40		14:31:40.579

P2 127		David TINKLER		Yamaha - alltrades/tinklers m/cycles			
IDEAL LAP TIME : 1:31.891		BEST LAP TIME : 1:31.891		DIFFERENCE : 0.000			
LAP	SECTOR 1	SECTOR 2	SECTOR 3	LAP TIME	MPH	DIFF	TIME OF DAY
1 -		41.594	21.744	1:37.855	89.51	5.964	14:24:00.726
2 -	29.441	41.185	21.753	1:32.379	94.82	0.488	14:25:33.105
3 -	29.457	41.118	21.612	1:32.187 (3)	95.02	0.296	14:27:05.292
4 -	29.462	41.093	21.556	1:32.111 (2)	95.10	0.220	14:28:37.403
5 -	29.397	41.008	21.486	1:31.891 (1)	95.32		14:30:09.294
6 -	29.600	41.234	21.684	1:32.518	94.68	0.627	14:31:41.812

P3 111		Sam SMITH		Suzuki - JHS Suzuki Racing			
IDEAL LAP TIME : 1:31.859		BEST LAP TIME : 1:31.859		DIFFERENCE : 0.000			
LAP	SECTOR 1	SECTOR 2	SECTOR 3	LAP TIME	MPH	DIFF	TIME OF DAY
1 -		42.070	22.243	1:40.162	87.45	8.303	14:24:03.033
2 -	29.468	41.781	21.762	1:33.011	94.18	1.152	14:25:36.044
3 -	29.517	41.037	21.791	1:32.345 (2)	94.85	0.486	14:27:08.389
4 -	29.459	41.173	21.714	1:32.346 (3)	94.85	0.487	14:28:40.735
5 -	29.424	40.984	21.451	1:31.859 (1)	95.36		14:30:12.594
6 -	29.527	41.264	22.464	1:33.255	93.93	1.396	14:31:45.849

P4 86 C		David SHOUBRIDGE		Kawasaki - PLEASE SPONSOR ME!!!!			
IDEAL LAP TIME : 1:32.324		BEST LAP TIME : 1:32.560		DIFFERENCE : 0.236			
LAP	SECTOR 1	SECTOR 2	SECTOR 3	LAP TIME	MPH	DIFF	TIME OF DAY
1 -		42.440	22.420	1:39.764	87.80	7.204	14:24:02.635
2 -	29.369	42.808	22.325	1:34.502	92.69	1.942	14:25:37.137
3 -	29.722	41.495	22.094	1:33.311	93.87	0.751	14:27:10.448
4 -	29.310	41.473	21.777	1:32.560 (1)	94.63		14:28:43.008
5 -	29.373	41.515	21.899	1:32.787 (3)	94.40	0.227	14:30:15.795
6 -	29.165	41.382	22.019	1:32.566 (2)	94.63	0.006	14:31:48.361

P5 226		Adam HARTGROVE		Yamaha - Technical lifting services limited			
IDEAL LAP TIME : 1:33.216		BEST LAP TIME : 1:33.508		DIFFERENCE : 0.292			
LAP	SECTOR 1	SECTOR 2	SECTOR 3	LAP TIME	MPH	DIFF	TIME OF DAY
1 -		42.282	22.419	1:39.790	87.78	6.282	14:24:02.661
2 -	29.553	42.405	22.390	1:34.348	92.84	0.840	14:25:37.009
3 -	30.041	41.808	21.993	1:33.842 (3)	93.34	0.334	14:27:10.851
4 -	29.742	41.670	22.096	1:33.508 (1)	93.68		14:28:44.359
5 -	29.645	41.720	22.270	1:33.635 (2)	93.55	0.127	14:30:17.994
6 -	30.044	42.093	22.456	1:34.593	92.60	1.085	14:31:52.587

P6 44		Hayden PLATTON		Kawasaki - NR Racing			
IDEAL LAP TIME : 1:32.939		BEST LAP TIME : 1:32.939		DIFFERENCE : 0.000			
LAP	SECTOR 1	SECTOR 2	SECTOR 3	LAP TIME	MPH	DIFF	TIME OF DAY
1 -		42.958	22.131	1:41.561	86.25	8.622	14:24:04.432
2 -	29.907	41.753	21.994	1:33.654 (3)	93.53	0.715	14:25:38.086
3 -	29.804	41.878	22.180	1:33.862	93.32	0.923	14:27:11.948
4 -	29.857	41.809	21.974	1:33.640 (2)	93.54	0.701	14:28:45.588
5 -	29.481	41.670	21.788	1:32.939 (1)	94.25		14:30:18.527

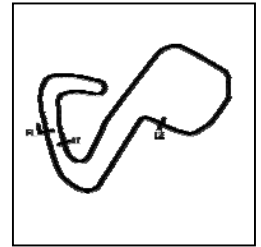
Weather / Track : Bright / Dry

Brands Hatch GP
Circuit Length = 2.4332 miles
Start: 14:22 Flag 14:31 End: 14:33

BMCRC - MRO Championship 2017 - Rnd 6 @ Brands Hatch GP

Team Respro MRO 600

RACE 10 - SECTOR ANALYSIS



SECTOR 1 = FL to I1, SECTOR 2 = I1 to I2, SECTOR 3 = I2 to FL, DIFF = Difference To Personal Best Lap, P = Crossed Finish Line in Pit Lane, D = Time Disallowed
 6 - 29.702 42.582 21.920 1:34.204 92.98 1.265 14:31:52.731

P7	16	Dominic PETTIT	Yamaha - Camclad Contractors				
IDEAL LAP TIME : 1:33.190		BEST LAP TIME : 1:33.559		DIFFERENCE : 0.369			

LAP	SECTOR 1	SECTOR 2	SECTOR 3	LAP TIME	MPH	DIFF	TIME OF DAY
1 -		42.446	22.043	1:41.041	86.69	7.482	14:24:03.912
2 -	29.995	41.626	21.942	1:33.563 (2)	93.62	0.004	14:25:37.475
3 -	30.124	41.601	21.834	1:33.559 (1)	93.62		14:27:11.034
4 -	29.755	41.780	22.038	1:33.573 (3)	93.61	0.014	14:28:44.607
5 -	29.780	42.011	21.958	1:33.749	93.43	0.190	14:30:18.356
6 -	29.984	42.653	22.102	1:34.739	92.46	1.180	14:31:53.095

P8	49	Ross MCLURG	Kawasaki - E.D.I Building / Steve Jordan Motorcycles				
IDEAL LAP TIME : 1:33.727		BEST LAP TIME : 1:33.786		DIFFERENCE : 0.059			

LAP	SECTOR 1	SECTOR 2	SECTOR 3	LAP TIME	MPH	DIFF	TIME OF DAY
1 -		42.136	22.230	1:40.539	87.12	6.753	14:24:03.410
2 -	29.936	41.835	22.148	1:33.919 (3)	93.27	0.133	14:25:37.329
3 -	30.186	42.108	22.255	1:34.549	92.64	0.763	14:27:11.878
4 -	29.826	41.757	22.226	1:33.809 (2)	93.37	0.023	14:28:45.687
5 -	30.107	41.836	22.236	1:34.179	93.01	0.393	14:30:19.866
6 -	29.863	41.779	22.144	1:33.786 (1)	93.40		14:31:53.652

P9	173	Stephen DRAPER	Kawasaki -				
IDEAL LAP TIME : 1:33.587		BEST LAP TIME : 1:33.653		DIFFERENCE : 0.066			

LAP	SECTOR 1	SECTOR 2	SECTOR 3	LAP TIME	MPH	DIFF	TIME OF DAY
1 -		42.418	22.151	1:40.774	86.92	7.121	14:24:03.645
2 -	30.436	41.811	22.145	1:34.392	92.80	0.739	14:25:38.037
3 -	30.417	41.875	22.015	1:34.307	92.88	0.654	14:27:12.344
4 -	30.071	41.800	22.085	1:33.956 (3)	93.23	0.303	14:28:46.300
5 -	29.893	41.796	22.133	1:33.822 (2)	93.36	0.169	14:30:20.122
6 -	29.927	41.828	21.898	1:33.653 (1)	93.53		14:31:53.775

P10	10 C	Paul WILBY	Kawasaki - MOREMOTO				
IDEAL LAP TIME : 1:33.369		BEST LAP TIME : 1:33.657		DIFFERENCE : 0.288			

LAP	SECTOR 1	SECTOR 2	SECTOR 3	LAP TIME	MPH	DIFF	TIME OF DAY
1 -		42.666	22.107	1:41.529	86.27	7.872	14:24:04.400
2 -	30.200	41.953	22.458	1:34.611	92.58	0.954	14:25:39.011
3 -	29.661	42.010	21.986	1:33.657 (1)	93.53		14:27:12.668
4 -	29.914	41.962	22.112	1:33.988	93.20	0.331	14:28:46.656
5 -	29.859	41.745	22.116	1:33.720 (2)	93.46	0.063	14:30:20.376
6 -	29.951	41.811	21.963	1:33.725 (3)	93.46	0.068	14:31:54.101

P11	6 C	Conor WHEELER	Kawasaki - www.fitakitchen.co.uk				
IDEAL LAP TIME : 1:33.579		BEST LAP TIME : 1:33.824		DIFFERENCE : 0.245			

LAP	SECTOR 1	SECTOR 2	SECTOR 3	LAP TIME	MPH	DIFF	TIME OF DAY
1 -		42.803	22.173	1:41.364	86.41	7.540	14:24:04.235
2 -	30.394	42.312	22.140	1:34.846	92.35	1.022	14:25:39.081
3 -	30.080	41.791	21.953	1:33.824 (1)	93.36		14:27:12.905
4 -	29.967	42.015	21.891	1:33.873 (2)	93.31	0.049	14:28:46.778
5 -	30.126	41.807	22.032	1:33.965 (3)	93.22	0.141	14:30:20.743
6 -	29.897	41.917	22.391	1:34.205	92.98	0.381	14:31:54.948

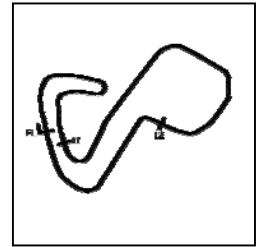
P12	27	Stuart WICKENS	Triumph - Big Tone				
IDEAL LAP TIME : 1:32.341		BEST LAP TIME : 1:32.435		DIFFERENCE : 0.094			

LAP	SECTOR 1	SECTOR 2	SECTOR 3	LAP TIME	MPH	DIFF	TIME OF DAY
1 -		41.413	21.810	1:38.059	89.33	5.624	14:24:00.930
2 -	29.447	41.537	21.730	1:32.714 (2)	94.48	0.279	14:25:33.644
3 -	29.397	41.214	21.824	1:32.435 (1)	94.76		14:27:06.079

Weather / Track : Bright / Dry

Brands Hatch GP
 Circuit Length = 2.4332 miles
 Start: 14:22 Flag 14:31 End: 14:33

BMCRC - MRO Championship 2017 - Rnd 6 @ Brands Hatch GP



Team Respro MRO 600

RACE 10 - SECTOR ANALYSIS

SECTOR 1 = FL to I1, SECTOR 2 = I1 to I2, SECTOR 3 = I2 to FL, DIFF = Difference To Personal Best Lap, P = Crossed Finish Line in Pit Lane, D = Time Disallowed

4 -	29.529	41.565	21.936	1:33.030 (3)	94.16	0.595	14:28:39.109
5 -	29.807	41.467	21.994	1:33.268	93.92	0.833	14:30:12.377
6 -	29.516	41.505	22.349	1:33.370	93.81	0.935	14:31:45.747

P13	11	Josh HARVEY	Yamaha - NR Racing				
IDEAL LAP TIME : 1:33.804		BEST LAP TIME : 1:34.024		DIFFERENCE : 0.220			
LAP	SECTOR 1	SECTOR 2	SECTOR 3	LAP TIME	MPH	DIFF	TIME OF DAY
1 -		43.096	22.280	1:42.219	85.69	8.195	14:24:05.090
2 -	30.056	42.434	22.535	1:35.025	92.18	1.001	14:25:40.115
3 -	29.972	41.967	22.149	1:34.088 (2)	93.10	0.064	14:27:14.203
4 -	29.829	41.961	22.234	1:34.024 (1)	93.16		14:28:48.227
5 -	30.089	41.826	22.201	1:34.116 (3)	93.07	0.092	14:30:22.343
6 -	30.113	42.014	22.385	1:34.512	92.68	0.488	14:31:56.855

P14	81 C	Liam DUFFETT	Kawasaki - MFM Track Bikes				
IDEAL LAP TIME : 1:34.884		BEST LAP TIME : 1:34.530		DIFFERENCE : -0.354			
LAP	SECTOR 1	SECTOR 2	SECTOR 3	LAP TIME	MPH	DIFF	TIME OF DAY
1 -		43.367	22.495	1:43.248	84.84	8.718	14:24:06.119
2 -	30.436	42.957	22.539	1:35.932	91.31	1.402	14:25:42.051
3 -	30.035	42.679	22.435	1:35.149	92.06	0.619	14:27:17.200
4 -	30.060	42.506	22.343	1:34.909 (3)	92.29	0.379	14:28:52.109
5 -				1:34.823 (2)	92.38	0.293	14:30:26.932
6 -				1:34.530 (1)	92.66		14:32:01.462

P15	777 C	Mason WILLIAMS	Yamaha - MoreMoto / In Memory Of Jim Warner				
IDEAL LAP TIME : 1:35.031		BEST LAP TIME : 1:35.031		DIFFERENCE : 0.000			
LAP	SECTOR 1	SECTOR 2	SECTOR 3	LAP TIME	MPH	DIFF	TIME OF DAY
1 -		43.196	22.619	1:42.853	85.16	7.822	14:24:05.724
2 -	30.292	42.932	22.532	1:35.756	91.48	0.725	14:25:41.480
3 -	30.357	42.625	22.638	1:35.620 (3)	91.61	0.589	14:27:17.100
4 -	30.449	42.601	22.654	1:35.704	91.53	0.673	14:28:52.804
5 -	30.093	42.558	22.380	1:35.031 (1)	92.17		14:30:27.835
6 -	30.178	42.597	22.531	1:35.306 (2)	91.91	0.275	14:32:03.141

P16	17 C	Philip BAKER	Triumph - Ashford accident repair center				
IDEAL LAP TIME : 1:34.846		BEST LAP TIME : 1:34.928		DIFFERENCE : 0.082			
LAP	SECTOR 1	SECTOR 2	SECTOR 3	LAP TIME	MPH	DIFF	TIME OF DAY
1 -		43.545	22.834	1:44.204	84.06	9.276	14:24:07.075
2 -	30.596	42.746	22.586	1:35.928	91.31	1.000	14:25:43.003
3 -	30.324	42.543	22.519	1:35.386 (3)	91.83	0.458	14:27:18.389
4 -	30.456	42.590	22.544	1:35.590	91.63	0.662	14:28:53.979
5 -	30.181	42.359	22.388	1:34.928 (1)	92.27		14:30:28.907
6 -	30.343	42.359	22.306	1:35.008 (2)	92.20	0.080	14:32:03.915

P17	55 C	Paul GARNER	Yamaha - A51 Racing				
IDEAL LAP TIME : 1:35.049		BEST LAP TIME : 1:35.216		DIFFERENCE : 0.167			
LAP	SECTOR 1	SECTOR 2	SECTOR 3	LAP TIME	MPH	DIFF	TIME OF DAY
1 -		43.427	22.596	1:44.568	83.77	9.352	14:24:07.439
2 -	30.748	42.807	22.400	1:35.955	91.29	0.739	14:25:43.394
3 -	30.495	42.441	22.389	1:35.325 (2)	91.89	0.109	14:27:18.719
4 -	30.521	42.577	22.573	1:35.671	91.56	0.455	14:28:54.390
5 -	30.219	42.472	22.525	1:35.216 (1)	91.99		14:30:29.606
6 -	30.527	42.570	22.560	1:35.657 (3)	91.57	0.441	14:32:05.263

P18	543 C	Stefan ELLIS	Yamaha - Bespoke Bathing Company				
IDEAL LAP TIME : 1:34.366		BEST LAP TIME : 1:34.386		DIFFERENCE : 0.020			
LAP	SECTOR 1	SECTOR 2	SECTOR 3	LAP TIME	MPH	DIFF	TIME OF DAY
1 -		43.456	22.973	1:44.056	84.18	9.670	14:24:06.927

Weather / Track : Bright / Dry

Brands Hatch GP
Circuit Length = 2.4332 miles
Start: 14:22 Flag 14:31 End: 14:33

BMCRC - MRO Championship 2017 - Rnd 6 @ Brands Hatch GP

Team Respro MRO 600

RACE 10 - SECTOR ANALYSIS



SECTOR 1 = FL to I1, SECTOR 2 = I1 to I2, SECTOR 3 = I2 to FL, DIFF = Difference To Personal Best Lap, P = Crossed Finish Line in Pit Lane, D = Time Disallowed

2 -	31.238	42.384	22.672	1:36.294	90.96	1.908	14:25:43.221
3 -	33.112	42.938	22.293	1:38.343	89.07	3.957	14:27:21.564
4 -	31.041	42.688	22.173	1:35.902 (3)	91.34	1.516	14:28:57.466
5 -	30.351	42.198	22.099	1:34.648 (2)	92.55	0.262	14:30:32.114
6 -	30.371	42.017	21.998	1:34.386 (1)	92.80		14:32:06.500

P19	73	Cameron TENZING-JENKINS	Kawasaki - JDF Racing
IDEAL LAP TIME : 1:34.561		BEST LAP TIME : 1:34.561	DIFFERENCE : 0.000

LAP	SECTOR 1	SECTOR 2	SECTOR 3	LAP TIME	MPH	DIFF	TIME OF DAY
1 -		44.423	22.501	1:45.620	82.93	11.059	14:24:08.491
2 -	31.281	43.200	22.359	1:36.840 (3)	90.45	2.279	14:25:45.331
3 -	31.103	43.275	22.760	1:37.138	90.17	2.577	14:27:22.469
4 -	31.057	43.264	22.559	1:36.880	90.41	2.319	14:28:59.349
5 -	30.240	42.123	22.198	1:34.561 (1)	92.63		14:30:33.910
6 -	30.248	42.799	22.589	1:35.636 (2)	91.59	1.075	14:32:09.546

P20	56 C	Michael MILLS	Yamaha - A51 Racing
IDEAL LAP TIME : 1:35.139		BEST LAP TIME : 1:35.225	DIFFERENCE : 0.086

LAP	SECTOR 1	SECTOR 2	SECTOR 3	LAP TIME	MPH	DIFF	TIME OF DAY
1 -		44.265	22.657	1:45.529	83.00	10.304	14:24:08.400
2 -	30.818	43.123	22.861	1:36.802	90.49	1.577	14:25:45.202
3 -	30.750	42.886	22.538	1:36.174 (2)	91.08	0.949	14:27:21.376
4 -	31.484	42.737	22.234	1:36.455 (3)	90.81	1.230	14:28:57.831
5 -	30.360	42.545	22.320	1:35.225 (1)	91.99		14:30:33.056
6 -	30.879	42.846	22.776	1:36.501	90.77	1.276	14:32:09.557

P21	192 C	Daniel MOFFA	Triumph - DM Racing
IDEAL LAP TIME : 1:35.142		BEST LAP TIME : 1:35.397	DIFFERENCE : 0.255

LAP	SECTOR 1	SECTOR 2	SECTOR 3	LAP TIME	MPH	DIFF	TIME OF DAY
1 -		45.836	23.265	1:47.413	81.55	12.016	14:24:10.284
2 -	31.040	43.516	23.014	1:37.570	89.78	2.173	14:25:47.854
3 -	30.707	42.366	22.324	1:35.397 (1)	91.82		14:27:23.251
4 -	31.270	43.150	22.739	1:37.159	90.15	1.762	14:29:00.410
5 -	30.524	42.696	22.343	1:35.563 (2)	91.66	0.166	14:30:35.973
6 -	31.005	42.487	22.252	1:35.744 (3)	91.49	0.347	14:32:11.717

P22	89 C	Chris PARISH	Yamaha - HPS Motorcycles
IDEAL LAP TIME : 1:35.989		BEST LAP TIME : 1:36.047	DIFFERENCE : 0.058

LAP	SECTOR 1	SECTOR 2	SECTOR 3	LAP TIME	MPH	DIFF	TIME OF DAY
1 -		44.427	22.903	1:46.293	82.41	10.246	14:24:09.164
2 -	30.793	43.388	22.587	1:36.768 (2)	90.52	0.721	14:25:45.932
3 -	31.344	43.106	22.550	1:37.000 (3)	90.30	0.953	14:27:22.932
4 -	30.725	43.848	22.725	1:37.298	90.03	1.251	14:29:00.230
5 -	30.715	43.510	22.900	1:37.125	90.19	1.078	14:30:37.355
6 -	30.484	42.955	22.608	1:36.047 (1)	91.20		14:32:13.402

P23	82 C	Andrew SMITH	Suzuki - 5 Club Racing / Challenger Communications
IDEAL LAP TIME : 1:34.905		BEST LAP TIME : 1:35.099	DIFFERENCE : 0.194

LAP	SECTOR 1	SECTOR 2	SECTOR 3	LAP TIME	MPH	DIFF	TIME OF DAY
1 -		43.373	22.566	1:43.157	84.91	8.058	14:24:06.028
2 -	30.282	42.863	22.798	1:35.943	91.30	0.844	14:25:41.971
3 -	30.392	43.079	22.613	1:36.084	91.16	0.985	14:27:18.055
4 -	30.295	42.677	22.288	1:35.260 (2)	91.95	0.161	14:28:53.315
5 -	30.394	42.531	22.512	1:35.437 (3)	91.78	0.338	14:30:28.752
6 -	30.133	42.484	22.482	1:35.099 (1)	92.11		14:32:03.851

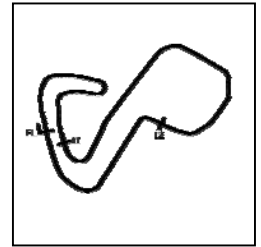
Weather / Track : Bright / Dry

Brands Hatch GP
Circuit Length = 2.4332 miles
Start: 14:22 Flag 14:31 End: 14:33

BMCRC - MRO Championship 2017 - Rnd 6 @ Brands Hatch GP

Team Respro MRO 600

RACE 10 - SECTOR ANALYSIS



SECTOR 1 = FL to I1, SECTOR 2 = I1 to I2, SECTOR 3 = I2 to FL, DIFF = Difference To Personal Best Lap, P = Crossed Finish Line in Pit Lane, D = Time Disallowed

P24 40		David SHELVEY		Suzuki - ymark.com			
IDEAL LAP TIME : 1:36.250		BEST LAP TIME : 1:36.250		DIFFERENCE : 0.000			
LAP	SECTOR 1	SECTOR 2	SECTOR 3	LAP TIME	MPH	DIFF	TIME OF DAY
1 -		43.784	23.727	1:45.356	83.14	9.106	14:24:08.227
2 -	31.505	43.033	22.971	1:37.509	89.83	1.259	14:25:45.736
3 -	31.381	42.943	22.809	1:37.133 (2)	90.18	0.883	14:27:22.869
4 -	31.167	43.102	23.312	1:37.581	89.76	1.331	14:29:00.450
5 -	31.177	43.062	23.168	1:37.407 (3)	89.93	1.157	14:30:37.857
6 -	31.067	42.655	22.528	1:36.250 (1)	91.01		14:32:14.107

P25 53 C		Jason SIGGS		Yamaha - J Siggs Construction			
IDEAL LAP TIME : 1:36.455		BEST LAP TIME : 1:36.668		DIFFERENCE : 0.213			
LAP	SECTOR 1	SECTOR 2	SECTOR 3	LAP TIME	MPH	DIFF	TIME OF DAY
1 -		43.784	23.371	1:45.443	83.07	8.775	14:24:08.314
2 -	30.880	42.987	22.801	1:36.668 (1)	90.61		14:25:44.982
3 -	30.947	43.618	22.693	1:37.258 (2)	90.06	0.590	14:27:22.240
4 -	31.117	43.465	23.145	1:37.727	89.63	1.059	14:28:59.967
5 -	30.775	43.719	23.098	1:37.592 (3)	89.75	0.924	14:30:37.559
6 -	31.266	44.200	23.221	1:38.687	88.76	2.019	14:32:16.246

P26 57 C		Theo RUTTER		Yamaha - Sublime Designs Racing/RRC			
IDEAL LAP TIME : 1:37.676		BEST LAP TIME : 1:38.036		DIFFERENCE : 0.360			
LAP	SECTOR 1	SECTOR 2	SECTOR 3	LAP TIME	MPH	DIFF	TIME OF DAY
1 -		44.664	23.114	1:46.933	81.91	8.897	14:24:09.804
2 -	31.300	43.586	23.333	1:38.219 (3)	89.18	0.183	14:25:48.023
3 -	31.325	43.746	23.199	1:38.270	89.14	0.234	14:27:26.293
4 -	31.582	43.513	22.957	1:38.052 (2)	89.33	0.016	14:29:04.345
5 -	31.577	43.419	23.040	1:38.036 (1)	89.35		14:30:42.381
6 -	31.471	43.736	23.131	1:38.338	89.07	0.302	14:32:20.719

P27 106		Patrick BYRNE		Kawasaki - PKB RACING			
IDEAL LAP TIME : 1:39.165		BEST LAP TIME : 1:39.250		DIFFERENCE : 0.085			
LAP	SECTOR 1	SECTOR 2	SECTOR 3	LAP TIME	MPH	DIFF	TIME OF DAY
1 -		44.908	23.441	1:47.900	81.18	8.650	14:24:10.771
2 -	31.785	44.022	23.443	1:39.250 (1)	88.26		14:25:50.021
3 -	31.833	44.829	23.557	1:40.219	87.40	0.969	14:27:30.240
4 -	32.096	44.529	23.609	1:40.234	87.39	0.984	14:29:10.474
5 -	31.726	44.445	23.417	1:39.588 (2)	87.96	0.338	14:30:50.062
6 -	31.770	44.416	23.534	1:39.720 (3)	87.84	0.470	14:32:29.782

P28 147 C		Sean CHASTON		Yamaha - Hyside Motorcycles			
IDEAL LAP TIME : 1:38.831		BEST LAP TIME : 1:39.605		DIFFERENCE : 0.774			
LAP	SECTOR 1	SECTOR 2	SECTOR 3	LAP TIME	MPH	DIFF	TIME OF DAY
1 -		45.481	23.245	1:48.824	80.49	9.219	14:24:11.695
2 -	31.573	44.620	23.476	1:39.669	87.88	0.064	14:25:51.364
3 -	32.206	44.187	23.225	1:39.618 (3)	87.93	0.013	14:27:30.982
4 -	31.616	44.488	23.505	1:39.609 (2)	87.94	0.004	14:29:10.591
5 -	31.711	45.008	23.071	1:39.790	87.78	0.185	14:30:50.381
6 -	31.740	44.501	23.364	1:39.605 (1)	87.94		14:32:29.986

P29 130 C		Lee BUTTON		Yamaha - Elite Spas/Goodwins/Sparkle Spas			
IDEAL LAP TIME : 1:38.627		BEST LAP TIME : 1:38.997		DIFFERENCE : 0.370			
LAP	SECTOR 1	SECTOR 2	SECTOR 3	LAP TIME	MPH	DIFF	TIME OF DAY
1 -		46.176	23.836	1:50.450	79.30	11.453	14:24:13.321
2 -	31.995	44.656	23.846	1:40.497	87.16	1.500	14:25:53.818
3 -	31.947	44.592	23.240	1:39.779	87.79	0.782	14:27:33.597
4 -	31.864	44.211	23.520	1:39.595 (3)	87.95	0.598	14:29:13.192
5 -	31.803	44.305	23.042	1:39.150 (2)	88.34	0.153	14:30:52.342

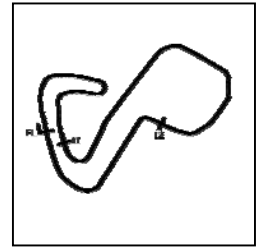
Weather / Track : Bright / Dry

Brands Hatch GP
Circuit Length = 2.4332 miles
Start: 14:22 Flag 14:31 End: 14:33

BMCRC - MRO Championship 2017 - Rnd 6 @ Brands Hatch GP

Team Respro MRO 600

RACE 10 - SECTOR ANALYSIS



SECTOR 1 = FL to I1, SECTOR 2 = I1 to I2, SECTOR 3 = I2 to FL, DIFF = Difference To Personal Best Lap, P = Crossed Finish Line in Pit Lane, D = Time Disallowed

6 - 31.407 44.581 23.009 1:38.997 (1) 88.48 14:32:31.339

P30 78		Dan BEIGHTON		Kawasaki - johns motorcycle news			
IDEAL LAP TIME : 1:39.718		BEST LAP TIME : 1:39.898		DIFFERENCE : 0.180			
LAP	SECTOR 1	SECTOR 2	SECTOR 3	LAP TIME	MPH	DIFF	TIME OF DAY
1 -		45.152	23.459	1:48.475	80.75	8.577	14:24:11.346
2 -	31.750	44.509	23.639	1:39.898 (1)	87.68		14:25:51.244
3 -	31.988	45.294	23.604	1:40.886	86.82	0.988	14:27:32.130
4 -	32.048	45.165	23.530	1:40.743 (3)	86.95	0.845	14:29:12.873
5 -	32.171	44.829	23.594	1:40.594 (2)	87.08	0.696	14:30:53.467
6 -	32.154	44.913	23.831	1:40.898	86.81	1.000	14:32:34.365

P31 22 C		Darren DOWDS		Yamaha - sublime designs racing			
IDEAL LAP TIME : 1:39.918		BEST LAP TIME : 1:39.941		DIFFERENCE : 0.023			
LAP	SECTOR 1	SECTOR 2	SECTOR 3	LAP TIME	MPH	DIFF	TIME OF DAY
1 -		45.479	23.826	1:50.134	79.53	10.193	14:24:13.005
2 -	32.059	44.578	23.860	1:40.497 (2)	87.16	0.556	14:25:53.502
3 -	32.022	44.377	23.542	1:39.941 (1)	87.65		14:27:33.443
4 -	32.408	45.581	23.644	1:41.633	86.19	1.692	14:29:15.076
5 -	31.999	44.969	23.865	1:40.833 (3)	86.87	0.892	14:30:55.909
6 -	32.295	45.100	24.262	1:41.657	86.17	1.716	14:32:37.566

P32 51 C		Andrew DURANT		Honda -			
IDEAL LAP TIME : 1:42.865		BEST LAP TIME : 1:43.008		DIFFERENCE : 0.143			
LAP	SECTOR 1	SECTOR 2	SECTOR 3	LAP TIME	MPH	DIFF	TIME OF DAY
1 -		46.208	24.194	1:52.205	78.06	9.197	14:24:15.076
2 -	32.750	46.479	24.416	1:43.645	84.51	0.637	14:25:58.721
3 -	32.998	46.233	24.283	1:43.514 (2)	84.62	0.506	14:27:42.235
4 -	33.093	46.667	24.209	1:43.969	84.25	0.961	14:29:26.204
5 -	32.701	45.970	24.337	1:43.008 (1)	85.04		14:31:09.212
6 -	33.054	46.088	24.461	1:43.603 (3)	84.55	0.595	14:32:52.815

P33 122 C		Paul WILSON		Yamaha -			
IDEAL LAP TIME : 1:42.923		BEST LAP TIME : 1:43.257		DIFFERENCE : 0.334			
LAP	SECTOR 1	SECTOR 2	SECTOR 3	LAP TIME	MPH	DIFF	TIME OF DAY
1 -		46.051	24.406	1:51.721	78.40	8.464	14:24:14.592
2 -	33.139	46.121	23.997	1:43.257 (1)	84.83		14:25:57.849
3 -	33.262	46.134	24.314	1:43.710 (3)	84.46	0.453	14:27:41.559
4 -	33.289	46.214	24.387	1:43.890	84.31	0.633	14:29:25.449
5 -	33.875	45.826	24.631	1:44.332	83.96	1.075	14:31:09.781
6 -	33.516	45.819	23.965	1:43.300 (2)	84.80	0.043	14:32:53.081

P34 9 C		Duncan GROVE		Yamaha -			
IDEAL LAP TIME : 1:46.005		BEST LAP TIME : 1:46.005		DIFFERENCE : 0.000			
LAP	SECTOR 1	SECTOR 2	SECTOR 3	LAP TIME	MPH	DIFF	TIME OF DAY
1 -		48.214	25.061	1:55.870	75.60	9.865	14:24:18.741
2 -	33.482	47.540	24.983	1:46.005 (1)	82.63		14:26:04.746
3 -	33.869	47.778	25.097	1:46.744 (2)	82.06	0.739	14:27:51.490
4 -	33.969	48.058	25.220	1:47.247 (3)	81.67	1.242	14:29:38.737
5 -	33.626	47.857	25.862	1:47.345	81.60	1.340	14:31:26.082
6 -	34.608	49.794	26.327	1:50.729	79.11	4.724	14:33:16.811

P35 116 C		Ollie SHOTTON		Kawasaki -			
IDEAL LAP TIME : 1:38.458		BEST LAP TIME : 1:38.511		DIFFERENCE : 0.053			
LAP	SECTOR 1	SECTOR 2	SECTOR 3	LAP TIME	MPH	DIFF	TIME OF DAY
1 -		44.675	23.292	1:47.402	81.56	8.891	14:24:10.273
2 -	31.708	43.683	23.120	1:38.511 (1)	88.92		14:25:48.784

Weather / Track : Bright / Dry

Brands Hatch GP
Circuit Length = 2.4332 miles
Start: 14:22 Flag 14:31 End: 14:33

BMCRC - MRO Championship 2017 - Rnd 6 @ Brands Hatch GP

Team Respro MRO 600

RACE 10 - BEST SECTORS

SECTOR 1			SECTOR 2			SECTOR 3			IDEAL / BEST COMPARISON						
POS	NO	NAME	TIME	NO	NAME	TIME	NO	NAME	TIME	POS	NO	NAME	IDEAL	BEST	DIFF
													PERFECT LAP	1:31.583	
1	86	SHOUBRIDGE	29.165	14	BURRAGE	40.967	111	SMITH	21.451	1	14	BURRAGE	1:31.674	1:31.821	0.147
2	14	BURRAGE	29.185	111	SMITH	40.984	127	TINKLER	21.486	2	111	SMITH	1:31.859	1:31.859	0.000
3	127	TINKLER	29.397	127	TINKLER	41.008	14	BURRAGE	21.522	3	127	TINKLER	1:31.891	1:31.891	0.000
4	27	WICKENS	29.397	27	WICKENS	41.214	27	WICKENS	21.730	4	86	SHOUBRIDGE	1:32.324	1:32.560	0.236
5	111	SMITH	29.424	86	SHOUBRIDGE	41.382	86	SHOUBRIDGE	21.777	5	27	WICKENS	1:32.341	1:32.435	0.094
6	44	PLATTON	29.481	16	PETTIT	41.601	44	PLATTON	21.788	6	44	PLATTON	1:32.939	1:32.939	0.000
7	226	HARTGROVE	29.553	226	HARTGROVE	41.670	16	PETTIT	21.834	7	16	PETTIT	1:33.190	1:33.559	0.369
8	10	WILBY	29.661	44	PLATTON	41.670	6	WHEELER	21.891	8	226	HARTGROVE	1:33.216	1:33.508	0.292
9	16	PETTIT	29.755	10	WILBY	41.745	173	DRAPER	21.898	9	10	WILBY	1:33.369	1:33.657	0.288
10	49	MCLURG	29.826	49	MCLURG	41.757	10	WILBY	21.963	10	6	WHEELER	1:33.579	1:33.824	0.245
11	11	HARVEY	29.829	6	WHEELER	41.791	226	HARTGROVE	21.993	11	173	DRAPER	1:33.587	1:33.653	0.066
12	173	DRAPER	29.893	173	DRAPER	41.796	543	ELLIS	21.998	12	49	MCLURG	1:33.727	1:33.786	0.059
13	6	WHEELER	29.897	11	HARVEY	41.826	49	MCLURG	22.144	13	11	HARVEY	1:33.804	1:34.024	0.220
14	81	DUFFETT	30.035	543	ELLIS	42.017	11	HARVEY	22.149	14	543	ELLIS	1:34.366	1:34.386	0.020
15	777	WILLIAMS	30.093	73	TENZING-JENKINS	42.123	73	TENZING-JENKINS	22.198	15	73	TENZING-JENKINS	1:34.561	1:34.561	0.000
16	82	SMITH	30.133	17	BAKER	42.359	56	MILLS	22.234	16	17	BAKER	1:34.846	1:34.928	0.082
17	17	BAKER	30.181	192	MOFFA	42.366	192	MOFFA	22.252	17	81	DUFFETT	1:34.884	1:34.530	-0.354
18	55	GARNER	30.219	55	GARNER	42.441	82	SMITH	22.288	18	82	SMITH	1:34.905	1:35.099	0.194
19	73	TENZING-JENKINS	30.240	82	SMITH	42.484	17	BAKER	22.306	19	777	WILLIAMS	1:35.031	1:35.031	0.000
20	543	ELLIS	30.351	81	DUFFETT	42.506	81	DUFFETT	22.343	20	55	GARNER	1:35.049	1:35.216	0.167
21	56	MILLS	30.360	56	MILLS	42.545	777	WILLIAMS	22.380	21	56	MILLS	1:35.139	1:35.225	0.086
22	89	PARISH	30.484	777	WILLIAMS	42.558	55	GARNER	22.389	22	192	MOFFA	1:35.142	1:35.397	0.255
23	192	MOFFA	30.524	40	SHELVEY	42.655	40	SHELVEY	22.528	23	89	PARISH	1:35.989	1:36.047	0.058
24	53	SIGGS	30.775	89	PARISH	42.955	89	PARISH	22.550	24	40	SHELVEY	1:36.250	1:36.250	0.000
25	40	SHELVEY	31.067	53	SIGGS	42.987	53	SIGGS	22.693	25	53	SIGGS	1:36.455	1:36.668	0.213
26	57	RUTTER	31.300	57	RUTTER	43.419	57	RUTTER	22.957	26	57	RUTTER	1:37.676	1:38.036	0.360
27	130	BUTTON	31.407	116	SHOTTON	43.683	130	BUTTON	23.009	27	116	SHOTTON	1:38.458	1:38.511	0.053
28	147	CHASTON	31.573	106	BYRNE	44.022	147	CHASTON	23.071	28	130	BUTTON	1:38.627	1:38.997	0.370
29	116	SHOTTON	31.655	147	CHASTON	44.187	116	SHOTTON	23.120	29	147	CHASTON	1:38.831	1:39.605	0.774
30	106	BYRNE	31.726	130	BUTTON	44.211	106	BYRNE	23.417	30	106	BYRNE	1:39.165	1:39.250	0.085
31	78	BEIGHTON	31.750	22	DOWDS	44.377	78	BEIGHTON	23.459	31	78	BEIGHTON	1:39.718	1:39.898	0.180
32	22	DOWDS	31.999	78	BEIGHTON	44.509	22	DOWDS	23.542	32	22	DOWDS	1:39.918	1:39.941	0.023
33	51	DURANT	32.701	122	WILSON	45.819	122	WILSON	23.965	33	51	DURANT	1:42.865	1:43.008	0.143
34	122	WILSON	33.139	51	DURANT	45.970	51	DURANT	24.194	34	122	WILSON	1:42.923	1:43.257	0.334
35	9	GROVE	33.482	9	GROVE	47.540	9	GROVE	24.983	35	9	GROVE	1:46.005	1:46.005	0.000

Weather / Track : Bright / Dry

Brands Hatch GP

Circuit Length = 2.4332 miles

Start: 14:22 Flag 14:31 End: 14:33

Results can be found at www.tsl-timing.com

Printed - 14:35 Sunday, 16 July 2017

BMCRC - MRO Championship 2017 - Rnd 6 @ Brands Hatch GP

Team Respro MRO 600

RACE 20 - GRID (6 Laps)

ROW 13	1		1		37	46 Harry ROWLINGS	
ROW 12	36	144 Tom NEWMAN	35	9 Duncan GROVE 1:46.005	34	122 Paul WILSON 1:43.257	
ROW 11		33	51 Andrew DURANT 1:43.008	32	22 Darren DOWDS 1:39.941	31	78 Dan BEIGHTON 1:39.898
ROW 10	30	147 Sean CHASTON 1:39.605	29	106 Patrick BYRNE 1:39.250	28	130 Lee BUTTON 1:38.997	
ROW 9		27	116 Ollie SHOTTON 1:38.511	26	57 Theo RUTTER 1:38.036	25	53 Jason SIGGS 1:36.668
ROW 8	24	40 David SHELVEY 1:36.250	23	89 Chris PARISH 1:36.047	22	192 Daniel MOFFA 1:35.397	
ROW 7		21	56 Michael MILLS 1:35.225	20	55 Paul GARNER 1:35.216	19	82 Andrew SMITH 1:35.099
ROW 6	18	777 Mason WILLIAMS 1:35.031	17	17 Philip BAKER 1:34.928	16	73 Cameron TENZING-JENKINS 1:34.561	
ROW 5		15	81 Liam DUFFETT 1:34.530	14	543 Stefan ELLIS 1:34.386	13	11 Josh HARVEY 1:34.024
ROW 4	12	6 Conor WHEELER 1:33.824	11	49 Ross MCLURG 1:33.786	10	10 Paul WILBY 1:33.657	
ROW 3		9	173 Stephen DRAPER 1:33.653	8	16 Dominic PETTIT 1:33.559	7	226 Adam HARTGROVE 1:33.508
ROW 2	6	44 Hayden PLATTON 1:32.939	5	86 David SHOUBRIDGE 1:32.560	4	27 Stuart WICKENS 1:32.435	
ROW 1		3	127 David TINKLER 1:31.891	2	111 Sam SMITH 1:31.859	1	14 Chris BURRAGE 1:31.821

Pole

Brands Hatch GP
Circuit Length = 2.4332 miles

These results are provisional until the conclusion of any judicial and technical matters.

Clerk Of Course :	Timekeeper :
-------------------	--------------

Results can be found at www.tsl-timing.com

Printed - 14:37 Sunday, 16 July 2017



BMCRC - MRO Championship 2017 - Rnd 6 @ Brands Hatch GP

Team Respro MRO 600

RACE 20 - CLASSIFICATION

POS	NO	CL	PIC NAME	ENTRY	LAPS	TIME	GAP	DIFF	MPH	BEST	ON
1	14		1 Chris BURRAGE	Yamaha - Seton tuning	6	9:18.756			94.06	1:31.796	5
2	127		2 David TINKLER	Yamaha - alltrades/tinklers m/cycles	6	9:18.818	0.062	0.062	94.05	1:32.116	5
3	111		3 Sam SMITH	Suzuki - JHS Suzuki Racing	6	9:22.961	4.205	4.143	93.36	1:32.748	3
4	27		4 Stuart WICKENS	Triumph - Big Tone	6	9:25.053	6.297	2.092	93.01	1:32.938	3
5	226		5 Adam HARTGROVE	Yamaha - Technical lifting services limited	6	9:25.276	6.520	0.223	92.97	1:32.668	3
6	16		6 Dominic PETTIT	Yamaha - Camclad Contractors	6	9:26.012	7.256	0.736	92.85	1:32.969	6
7	44		7 Hayden PLATTON	Kawasaki - NR Racing	6	9:26.047	7.291	0.035	92.85	1:32.582	6
8	86	C	1 David SHOUBRIDGE	Kawasaki - PLEASE SPONSOR ME!!!!	6	9:29.436	10.680	3.389	92.30	1:32.889	3
9	6	C	2 Conor WHEELER	Kawasaki - www.fitakitchen.co.uk	6	9:30.618	11.862	1.182	92.10	1:33.404	5
10	173		8 Stephen DRAPER	Kawasaki -	6	9:35.239	16.483	4.621	91.36	1:33.688	6
11	11		9 Josh HARVEY	Yamaha - NR Racing	6	9:37.077	18.321	1.838	91.07	1:34.701	3
12	49		10 Ross MCLURG	Kawasaki - E.D.I Building / Steve Jordan Motorcycle	6	9:37.250	18.494	0.173	91.05	1:34.681	6
13	10	C	3 Paul WILBY	Kawasaki - MOREMOTO	6	9:37.386	18.630	0.136	91.02	1:34.688	3
14	73		11 Cameron TENZING-JENKINS	Kawasaki - JDF Racing	6	9:38.100	19.344	0.714	90.91	1:34.040	6
15	777	C	4 Mason WILLIAMS	Yamaha - MoreMoto / In Memory Of Jim Warner	6	9:41.324	22.568	3.224	90.41	1:35.249	6
16	543	C	5 Stefan ELLIS	Yamaha - Bespoke Bathing Company	6	9:41.639	22.883	0.315	90.36	1:34.912	3
17	81	C	6 Liam DUFFETT	Kawasaki - MFM Track Bikes	6	9:41.983	23.227	0.344	90.31	1:34.775	3
18	82	C	7 Andrew SMITH	Suzuki - 5 Club Racing / Challenger Communication	6	9:42.422	23.666	0.439	90.24	1:35.168	5
19	17	C	8 Philip BAKER	Triumph - Ashford accident repair center	6	9:42.676	23.920	0.254	90.20	1:35.261	6
20	55	C	9 Paul GARNER	Yamaha - A51 Racing	6	9:44.735	25.979	2.059	89.88	1:35.586	3
21	192	C	10 Daniel MOFFA	Triumph - DM Racing	6	9:44.744	25.988	0.009	89.88	1:35.348	4
22	56	C	11 Michael MILLS	Yamaha - A51 Racing	6	9:49.837	31.081	5.093	89.10	1:36.521	3
23	40		12 David SHELVEY	Suzuki - ymark.com	6	9:49.971	31.215	0.134	89.08	1:36.271	2
24	57	C	12 Theo RUTTER	Yamaha - Sublime Designs Racing/RRC	6	10:04.785	46.029	14.814	86.90	1:39.421	6
25	106		13 Patrick BYRNE	Kawasaki - PKB RACING	6	10:05.116	46.360	0.331	86.85	1:38.971	5
26	78		14 Dan BEIGHTON	Kawasaki - johns motorcycle news	6	10:09.695	50.939	4.579	86.20	1:39.727	2
27	147	C	13 Sean CHASTON	Yamaha - Hyside Motorcycles	6	10:09.922	51.166	0.227	86.17	1:39.243	2
28	130*	C	14 Lee BUTTON	Yamaha - Elite Spas/Goodwins/Sparkle Spas	6	10:15.284	56.528	5.362	85.42	1:38.411	5
29	51	C	15 Andrew DURANT	Honda -	6	10:48.505	1:29.749	33.221	81.04	1:45.623	2
30	9	C	16 Duncan GROVE	Yamaha -	6	10:48.603	1:29.847	0.098	81.03	1:46.502	4

NOT CLASSIFIED

DNF	89	C	Chris PARISH	Yamaha - HPS Motorcycles	3	4:59.183	3 Laps	3 Laps	87.83	1:35.920	3
-----	----	---	--------------	--------------------------	---	----------	--------	--------	-------	----------	---

FASTEST LAP

	14		Chris BURRAGE	Yamaha - Seton tuning	5	1:31.796			95.42 mph	153.57 kph	
	86	C	David SHOUBRIDGE	Kawasaki - PLEASE SPONSOR ME!!!!	3	1:32.889			94.30 mph	151.76 kph	

*No. 130 - 10 Second penalty, jump start
 Class - 90% of Race Speed = 84.65 mph
 Class C - 90% of Race Speed = 83.07 mph

Brands Hatch GP

Circuit Length = 2.4332 miles

Start: 17:42 Flag 17:52 End: 18:06

Weather / Track : Cloudy / Dry

These results are provisional until the conclusion of any judicial and technical matters.

Clerk Of Course :	Timekeeper :
-------------------	--------------

Results can be found at www.tsl-timing.com

Printed - 18:12 Sunday, 16 July 2017



BMCRC - MRO Championship 2017 - Rnd 6 @ Brands Hatch GP

Team Respro MRO 600

RACE 20 - LAP CHART

LAP 1 @ 17:44:34.888			LAP 2 @ 17:46:07.171			LAP 3 @ 17:47:39.775			LAP 4 @ 17:49:12.150			LAP 5 @ 17:50:44.035		
NO	BEHIND	LAP TIME	NO	BEHIND	LAP TIME	NO	BEHIND	LAP TIME	NO	BEHIND	LAP TIME	NO	BEHIND	LAP TIME
127		1:37.041	127		1:32.283	127		1:32.604	127		1:32.375	14		1:31.796
14	0.192	1:37.233	14	0.153	1:32.244	14	0.148	1:32.599	14	0.089	1:32.316	127	0.231	1:32.116
111	1.336	1:38.377	111	1.994	1:32.941	111	2.138	1:32.748	111	2.799	1:33.036	111	3.848	1:32.934
86	1.731	1:38.772	86	2.468	1:33.020	86	2.753	1:32.889	226	4.154	1:33.571	226	5.513	1:33.244
226	1.822	1:38.863	226	2.894	1:33.355	226	2.958	1:32.668	27	4.642	1:33.440	27	5.701	1:32.944
16	2.419	1:39.460	27	3.243	1:32.953	27	3.577	1:32.938	16	5.654	1:33.344	16	6.855	1:33.086
27	2.573	1:39.614	16	3.903	1:33.767	16	4.685	1:33.386	86	6.480	1:36.102	44	7.277	1:32.634
44	2.667	1:39.708	44	4.437	1:34.053	44	5.190	1:33.357	44	6.528	1:33.713	86	8.230	1:33.635
49	3.633	1:40.674	49	6.685	1:35.335	6	8.123	1:33.864	6	9.420	1:33.672	6	10.939	1:33.404
6	3.715	1:40.756	6	6.863	1:35.431	49	9.131	1:35.050	49	12.577	1:35.821	173	15.363	1:34.508
11	4.106	1:41.147	11	7.168	1:35.345	11	9.265	1:34.701	11	12.699	1:35.809	11	16.176	1:35.362
10	4.316	1:41.357	10	7.273	1:35.240	10	9.357	1:34.688	173	12.740	1:35.590	49	16.381	1:35.689
173	4.571	1:41.612	173	7.379	1:35.091	173	9.525	1:34.750	10	12.991	1:36.009	10	16.494	1:35.388
777	5.856	1:42.897	777	9.512	1:35.939	777	12.787	1:35.879	73	15.505	1:35.015	73	17.872	1:34.252
73	6.082	1:43.123	73	9.626	1:35.827	73	12.865	1:35.843	777	16.488	1:36.076	777	19.887	1:35.284
543	7.234	1:44.275	82	10.437	1:35.330	81	12.915	1:34.775	82	16.735	1:35.852	82	20.018	1:35.168
82	7.390	1:44.431	81	10.744	1:35.294	82	13.258	1:35.425	81	16.750	1:36.210	81	20.292	1:35.427
17	7.549	1:44.590	543	11.322	1:36.371	543	13.630	1:34.912	543	17.184	1:35.929	543	20.534	1:35.235
81	7.733	1:44.774	17	11.708	1:36.442	17	14.735	1:35.631	17	17.756	1:35.396	17	21.227	1:35.356
192	8.249	1:45.290	192	12.077	1:36.111	192	15.037	1:35.564	192	18.010	1:35.348	192	21.494	1:35.369
56	8.381	1:45.422	55	12.291	1:36.051	55	15.273	1:35.586	55	18.655	1:35.757	55	22.445	1:35.675
55	8.523	1:45.564	56	12.753	1:36.655	56	16.670	1:36.521	56	21.187	1:36.892	56	26.405	1:37.103
40	9.257	1:46.298	40	13.245	1:36.271	40	17.167	1:36.526	40	21.601	1:36.809	40	27.197	1:37.481
89	9.610	1:46.651	89	13.939	1:36.612	89	17.255	1:35.920	57	31.587	1:39.496	57	39.176	1:39.474
57	9.912	1:46.953	57	17.077	1:39.448	57	24.466	1:39.993	106	32.441	1:39.187	106	39.527	1:38.971
78	10.433	1:47.474	78	17.877	1:39.727	78	25.526	1:40.253	78	33.766	1:40.615	130	40.556	1:38.411
106	10.818	1:47.859	106	18.026	1:39.491	106	25.629	1:40.207	130	34.030	1:40.403	78	42.941	1:41.060
130	11.596	1:48.637	130	18.448	1:39.135	130	26.002	1:40.158	147	35.546	1:41.513	147	43.112	1:39.451
147	12.148	1:49.189	147	19.108	1:39.243	147	26.408	1:39.904	51	58.865	1:48.612	51	1:14.680	1:47.700
51	15.397	1:52.438	51	28.737	1:45.623	51	42.628	1:46.495	9	1:00.588	1:46.502	9	1:15.585	1:46.882
9	17.545	1:54.586	9	32.289	1:47.027	9	46.461	1:46.776						

Weather / Track : Cloudy / Dry

Brands Hatch GP
 Circuit Length = 2.4332 miles
 Start: 17:42 Flag 17:52 End: 18:06

BMCRC - MRO Championship 2017 - Rnd 6 @ Brands Hatch GP

Team Respro MRO 600

RACE 20 - LAP CHART

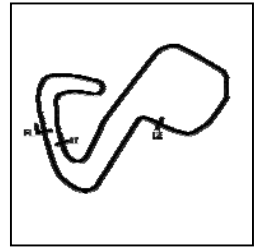
LAP 6 @ 17:52:16.603		
NO	BEHIND	LAP TIME
14		1:32.568
127	0.062	1:32.399
111	4.205	1:32.925
27	6.297	1:33.164
226	6.520	1:33.575
16	7.256	1:32.969
44	7.291	1:32.582
86	10.680	1:35.018
6	11.862	1:33.491
173	16.483	1:33.688
11	18.321	1:34.713
49	18.494	1:34.681
10	18.630	1:34.704
73	19.344	1:34.040
777	22.568	1:35.249
543	22.883	1:34.917
81	23.227	1:35.503
82	23.666	1:36.216
17	23.920	1:35.261
55	25.979	1:36.102
192	25.988	1:37.062
56	31.081	1:37.244
40	31.215	1:36.586
57	46.029	1:39.421
106	46.360	1:39.401
130	46.528	1:38.540
78	50.939	1:40.566
147	51.166	1:40.622
51	1:29.749	1:47.637
9	1:29.847	1:46.830

Weather / Track : Cloudy / Dry

BMCRC - MRO Championship 2017 - Rnd 6 @ Brands Hatch GP

Team Respro MRO 600

RACE 20 - SECTOR ANALYSIS



SECTOR 1 = FL to I1, SECTOR 2 = I1 to I2, SECTOR 3 = I2 to FL, DIFF = Difference To Personal Best Lap, P = Crossed Finish Line in Pit Lane, D = Time Disallowed

P1 14		Chris BURRAGE		Yamaha - Seton tuning			
IDEAL LAP TIME : 1:31.737		BEST LAP TIME : 1:31.796		DIFFERENCE : 0.059			
LAP	SECTOR 1	SECTOR 2	SECTOR 3	LAP TIME	MPH	DIFF	TIME OF DAY
1 -		41.630	21.767	1:37.233	90.09	5.437	17:44:35.080
2 -	29.403	41.271	21.570	1:32.244 (2)	94.96	0.448	17:46:07.324
3 -	29.648	41.304	21.647	1:32.599	94.59	0.803	17:47:39.923
4 -	29.676	41.117	21.523	1:32.316 (3)	94.88	0.520	17:49:12.239
5 -	29.250	40.964	21.582	1:31.796 (1)	95.42		17:50:44.035
6 -	29.258	41.623	21.687	1:32.568	94.63	0.772	17:52:16.603

P2 127		David TINKLER		Yamaha - alltrades/tinklers m/cycles			
IDEAL LAP TIME : 1:31.846		BEST LAP TIME : 1:32.116		DIFFERENCE : 0.270			
LAP	SECTOR 1	SECTOR 2	SECTOR 3	LAP TIME	MPH	DIFF	TIME OF DAY
1 -		41.137	21.801	1:37.041	90.26	4.925	17:44:34.888
2 -	29.375	41.161	21.747	1:32.283 (2)	94.92	0.167	17:46:07.171
3 -	29.603	41.313	21.688	1:32.604	94.59	0.488	17:47:39.775
4 -	29.585	41.156	21.634	1:32.375 (3)	94.82	0.259	17:49:12.150
5 -	29.645	40.872	21.599	1:32.116 (1)	95.09		17:50:44.266
6 -	29.393	41.343	21.663	1:32.399	94.80	0.283	17:52:16.665

P3 111		Sam SMITH		Suzuki - JHS Suzuki Racing			
IDEAL LAP TIME : 1:32.552		BEST LAP TIME : 1:32.748		DIFFERENCE : 0.196			
LAP	SECTOR 1	SECTOR 2	SECTOR 3	LAP TIME	MPH	DIFF	TIME OF DAY
1 -		41.834	21.978	1:38.377	89.04	5.629	17:44:36.224
2 -	29.777	41.353	21.811	1:32.941	94.25	0.193	17:46:09.165
3 -	29.678	41.150	21.920	1:32.748 (1)	94.44		17:47:41.913
4 -	29.896	41.127	22.013	1:33.036	94.15	0.288	17:49:14.949
5 -	29.653	41.248	22.033	1:32.934 (3)	94.25	0.186	17:50:47.883
6 -	29.614	41.337	21.974	1:32.925 (2)	94.26	0.177	17:52:20.808

P4 27		Stuart WICKENS		Triumph - Big Tone			
IDEAL LAP TIME : 1:32.704		BEST LAP TIME : 1:32.938		DIFFERENCE : 0.234			
LAP	SECTOR 1	SECTOR 2	SECTOR 3	LAP TIME	MPH	DIFF	TIME OF DAY
1 -		42.120	22.125	1:39.614	87.93	6.676	17:44:37.461
2 -	29.778	41.189	21.986	1:32.953 (3)	94.23	0.015	17:46:10.414
3 -	29.574	41.386	21.978	1:32.938 (1)	94.25		17:47:43.352
4 -	29.960	41.359	22.121	1:33.440	93.74	0.502	17:49:16.792
5 -	29.538	41.379	22.027	1:32.944 (2)	94.24	0.006	17:50:49.736
6 -	29.537	41.595	22.032	1:33.164	94.02	0.226	17:52:22.900

P5 226		Adam HARTGROVE		Yamaha - Technical lifting services limited			
IDEAL LAP TIME : 1:32.668		BEST LAP TIME : 1:32.668		DIFFERENCE : 0.000			
LAP	SECTOR 1	SECTOR 2	SECTOR 3	LAP TIME	MPH	DIFF	TIME OF DAY
1 -		41.896	21.966	1:38.863	88.60	6.195	17:44:36.710
2 -	29.831	41.432	22.092	1:33.355 (3)	93.83	0.687	17:46:10.065
3 -	29.454	41.361	21.853	1:32.668 (1)	94.52		17:47:42.733
4 -	29.615	41.951	22.005	1:33.571	93.61	0.903	17:49:16.304
5 -	29.695	41.554	21.995	1:33.244 (2)	93.94	0.576	17:50:49.548
6 -	29.659	41.691	22.225	1:33.575	93.61	0.907	17:52:23.123

P6 16		Dominic PETTIT		Yamaha - Camclad Contractors			
IDEAL LAP TIME : 1:32.796		BEST LAP TIME : 1:32.969		DIFFERENCE : 0.173			
LAP	SECTOR 1	SECTOR 2	SECTOR 3	LAP TIME	MPH	DIFF	TIME OF DAY
1 -		42.021	22.144	1:39.460	88.07	6.491	17:44:37.307
2 -	30.208	41.566	21.993	1:33.767	93.42	0.798	17:46:11.074
3 -	29.791	41.807	21.788	1:33.386	93.80	0.417	17:47:44.460
4 -	29.667	41.717	21.960	1:33.344 (3)	93.84	0.375	17:49:17.804
5 -	29.653	41.549	21.884	1:33.086 (2)	94.10	0.117	17:50:50.890

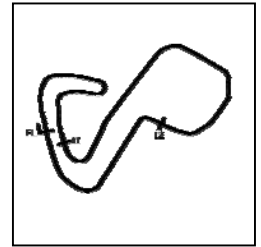
Weather / Track : Cloudy / Dry

Brands Hatch GP
Circuit Length = 2.4332 miles
Start: 17:42 Flag 17:52 End: 18:06

BMCRC - MRO Championship 2017 - Rnd 6 @ Brands Hatch GP

Team Respro MRO 600

RACE 20 - SECTOR ANALYSIS



SECTOR 1 = FL to I1, SECTOR 2 = I1 to I2, SECTOR 3 = I2 to FL, DIFF = Difference To Personal Best Lap, P = Crossed Finish Line in Pit Lane, D = Time Disallowed

6 - 29.540 41.468 21.961 1:32.969 (1) 94.22 17:52:23.859

P7 44		Hayden PLATTON		Kawasaki - NR Racing			
IDEAL LAP TIME : 1:32.517		BEST LAP TIME : 1:32.582		DIFFERENCE : 0.065			
LAP	SECTOR 1	SECTOR 2	SECTOR 3	LAP TIME	MPH	DIFF	TIME OF DAY
1 -		42.163	22.007	1:39.708	87.85	7.126	17:44:37.555
2 -	30.228	41.789	22.036	1:34.053	93.13	1.471	17:46:11.608
3 -	29.725	41.678	21.954	1:33.357 (3)	93.83	0.775	17:47:44.965
4 -	29.582	41.939	22.192	1:33.713	93.47	1.131	17:49:18.678
5 -	29.336	41.396	21.902	1:32.634 (2)	94.56	0.052	17:50:51.312
6 -	29.346	41.451	21.785	1:32.582 (1)	94.61		17:52:23.894

P8 86 C		David SHOUBRIDGE		Kawasaki - PLEASE SPONSOR ME!!!!			
IDEAL LAP TIME : 1:32.792		BEST LAP TIME : 1:32.889		DIFFERENCE : 0.097			
LAP	SECTOR 1	SECTOR 2	SECTOR 3	LAP TIME	MPH	DIFF	TIME OF DAY
1 -		41.532	22.318	1:38.772	88.68	5.883	17:44:36.619
2 -	29.628	41.347	22.045	1:33.020 (2)	94.17	0.131	17:46:09.639
3 -	29.441	41.378	22.070	1:32.889 (1)	94.30		17:47:42.528
4 -	29.668	43.773	22.661	1:36.102	91.15	3.213	17:49:18.630
5 -	29.809	41.306	22.520	1:33.635 (3)	93.55	0.746	17:50:52.265
6 -	30.078	42.444	22.496	1:35.018	92.19	2.129	17:52:27.283

P9 6 C		Conor WHEELER		Kawasaki - www.fitakitchen.co.uk			
IDEAL LAP TIME : 1:33.264		BEST LAP TIME : 1:33.404		DIFFERENCE : 0.140			
LAP	SECTOR 1	SECTOR 2	SECTOR 3	LAP TIME	MPH	DIFF	TIME OF DAY
1 -		42.409	22.218	1:40.756	86.94	7.352	17:44:38.603
2 -	30.341	42.559	22.531	1:35.431	91.79	2.027	17:46:14.034
3 -	30.081	41.616	22.167	1:33.864	93.32	0.460	17:47:47.898
4 -	30.009	41.649	22.014	1:33.672 (3)	93.51	0.268	17:49:21.570
5 -	29.750	41.701	21.953	1:33.404 (1)	93.78		17:50:54.974
6 -	29.695	41.750	22.046	1:33.491 (2)	93.69	0.087	17:52:28.465

P10 173		Stephen DRAPER		Kawasaki -			
IDEAL LAP TIME : 1:33.688		BEST LAP TIME : 1:33.688		DIFFERENCE : 0.000			
LAP	SECTOR 1	SECTOR 2	SECTOR 3	LAP TIME	MPH	DIFF	TIME OF DAY
1 -		42.439	22.407	1:41.612	86.20	7.924	17:44:39.459
2 -	30.184	42.439	22.468	1:35.091	92.12	1.403	17:46:14.550
3 -	30.174	42.445	22.131	1:34.750 (3)	92.45	1.062	17:47:49.300
4 -	30.578	42.733	22.279	1:35.590	91.63	1.902	17:49:24.890
5 -	30.535	42.011	21.962	1:34.508 (2)	92.68	0.820	17:50:59.398
6 -	29.833	41.926	21.929	1:33.688 (1)	93.50		17:52:33.086

P11 11		Josh HARVEY		Yamaha - NR Racing			
IDEAL LAP TIME : 1:34.510		BEST LAP TIME : 1:34.701		DIFFERENCE : 0.191			
LAP	SECTOR 1	SECTOR 2	SECTOR 3	LAP TIME	MPH	DIFF	TIME OF DAY
1 -		42.418	22.299	1:41.147	86.60	6.446	17:44:38.994
2 -	30.135	42.391	22.819	1:35.345 (3)	91.87	0.644	17:46:14.339
3 -	30.192	42.233	22.276	1:34.701 (1)	92.50		17:47:49.040
4 -	30.279	43.181	22.349	1:35.809	91.43	1.108	17:49:24.849
5 -	30.261	42.740	22.361	1:35.362	91.85	0.661	17:51:00.211
6 -	30.001	42.340	22.372	1:34.713 (2)	92.48	0.012	17:52:34.924

P12 49		Ross MCLURG		Kawasaki - E.D.I Building / Steve Jordan Motorcycles			
IDEAL LAP TIME : 1:34.628		BEST LAP TIME : 1:34.681		DIFFERENCE : 0.053			
LAP	SECTOR 1	SECTOR 2	SECTOR 3	LAP TIME	MPH	DIFF	TIME OF DAY
1 -		42.317	22.361	1:40.674	87.01	5.993	17:44:38.521
2 -	30.214	42.651	22.470	1:35.335 (3)	91.88	0.654	17:46:13.856
3 -	30.474	42.158	22.418	1:35.050 (2)	92.16	0.369	17:47:48.906

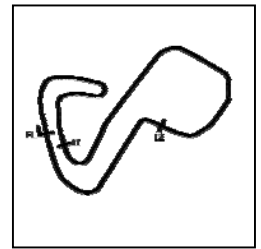
Weather / Track : Cloudy / Dry

Brands Hatch GP
Circuit Length = 2.4332 miles
Start: 17:42 Flag 17:52 End: 18:06

BMCRC - MRO Championship 2017 - Rnd 6 @ Brands Hatch GP

Team Respro MRO 600

RACE 20 - SECTOR ANALYSIS



SECTOR 1 = FL to I1, SECTOR 2 = I1 to I2, SECTOR 3 = I2 to FL, DIFF = Difference To Personal Best Lap, P = Crossed Finish Line in Pit Lane, D = Time Disallowed

4 -	30.613	42.673	22.535	1:35.821	91.41	1.140	17:49:24.727
5 -	30.664	42.711	22.314	1:35.689	91.54	1.008	17:51:00.416
6 -	30.267	42.138	22.276	1:34.681 (1)	92.51		17:52:35.097

P13 10 C		Paul WILBY		Kawasaki - MOREMOTO			
IDEAL LAP TIME : 1:34.366		BEST LAP TIME : 1:34.688		DIFFERENCE : 0.322			
LAP	SECTOR 1	SECTOR 2	SECTOR 3	LAP TIME	MPH	DIFF	TIME OF DAY
1 -		42.507	22.213	1:41.357	86.42	6.669	17:44:39.204
2 -	30.030	42.560	22.650	1:35.240 (3)	91.97	0.552	17:46:14.444
3 -	30.212	42.188	22.288	1:34.688 (1)	92.51		17:47:49.132
4 -	30.543	43.088	22.378	1:36.009	91.23	1.321	17:49:25.141
5 -	30.443	42.599	22.346	1:35.388	91.83	0.700	17:51:00.529
6 -	30.271	42.123	22.310	1:34.704 (2)	92.49	0.016	17:52:35.233

P14 73		Cameron TENZING-JENKINS		Kawasaki - JDF Racing			
IDEAL LAP TIME : 1:34.040		BEST LAP TIME : 1:34.040		DIFFERENCE : 0.000			
LAP	SECTOR 1	SECTOR 2	SECTOR 3	LAP TIME	MPH	DIFF	TIME OF DAY
1 -		43.317	22.316	1:43.123	84.94	9.083	17:44:40.970
2 -	30.538	42.724	22.565	1:35.827	91.41	1.787	17:46:16.797
3 -	30.573	42.683	22.587	1:35.843	91.39	1.803	17:47:52.640
4 -	30.572	42.359	22.084	1:35.015 (3)	92.19	0.975	17:49:27.655
5 -	30.153	42.024	22.075	1:34.252 (2)	92.94	0.212	17:51:01.907
6 -	30.046	41.974	22.020	1:34.040 (1)	93.15		17:52:35.947

P15 777 C		Mason WILLIAMS		Yamaha - MoreMoto / In Memory Of Jim Warner			
IDEAL LAP TIME : 1:35.168		BEST LAP TIME : 1:35.249		DIFFERENCE : 0.081			
LAP	SECTOR 1	SECTOR 2	SECTOR 3	LAP TIME	MPH	DIFF	TIME OF DAY
1 -		42.784	22.547	1:42.897	85.13	7.648	17:44:40.744
2 -	30.592	42.701	22.646	1:35.939	91.30	0.690	17:46:16.683
3 -	30.466	42.750	22.663	1:35.879 (3)	91.36	0.630	17:47:52.562
4 -	30.966	42.636	22.474	1:36.076	91.17	0.827	17:49:28.638
5 -	30.267	42.547	22.470	1:35.284 (2)	91.93	0.035	17:51:03.922
6 -	30.348	42.534	22.367	1:35.249 (1)	91.96		17:52:39.171

P16 543 C		Stefan ELLIS		Yamaha - Bespoke Bathing Company			
IDEAL LAP TIME : 1:34.622		BEST LAP TIME : 1:34.912		DIFFERENCE : 0.290			
LAP	SECTOR 1	SECTOR 2	SECTOR 3	LAP TIME	MPH	DIFF	TIME OF DAY
1 -		44.001	22.738	1:44.275	84.00	9.363	17:44:42.122
2 -	31.117	42.695	22.559	1:36.371	90.89	1.459	17:46:18.493
3 -	30.354	42.307	22.251	1:34.912 (1)	92.29		17:47:53.405
4 -	30.722	43.057	22.150	1:35.929	91.31	1.017	17:49:29.334
5 -	30.702	42.318	22.215	1:35.235 (3)	91.98	0.323	17:51:04.569
6 -	30.229	42.243	22.445	1:34.917 (2)	92.28	0.005	17:52:39.486

P17 81 C		Liam DUFFETT		Kawasaki - MFM Track Bikes			
IDEAL LAP TIME :		BEST LAP TIME : 1:34.775		DIFFERENCE :			
LAP	SECTOR 1	SECTOR 2	SECTOR 3	LAP TIME	MPH	DIFF	TIME OF DAY
1 -				1:44.774	83.60	9.999	17:44:42.621
2 -				1:35.294 (2)	91.92	0.519	17:46:17.915
3 -				1:34.775 (1)	92.42		17:47:52.690
4 -				1:36.210	91.04	1.435	17:49:28.900
5 -				1:35.427 (3)	91.79	0.652	17:51:04.327
6 -				1:35.503	91.72	0.728	17:52:39.830

P18 82 C		Andrew SMITH		Suzuki - 5 Club Racing / Challenger Communications			
IDEAL LAP TIME : 1:34.949		BEST LAP TIME : 1:35.168		DIFFERENCE : 0.219			
LAP	SECTOR 1	SECTOR 2	SECTOR 3	LAP TIME	MPH	DIFF	TIME OF DAY
1 -		44.110	22.604	1:44.431	83.88	9.263	17:44:42.278

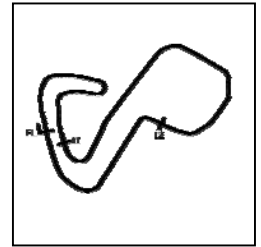
Weather / Track : Cloudy / Dry

Brands Hatch GP
Circuit Length = 2.4332 miles
Start: 17:42 Flag 17:52 End: 18:06

BMCRC - MRO Championship 2017 - Rnd 6 @ Brands Hatch GP

Team Respro MRO 600

RACE 20 - SECTOR ANALYSIS



SECTOR 1 = FL to I1, SECTOR 2 = I1 to I2, SECTOR 3 = I2 to FL, DIFF = Difference To Personal Best Lap, P = Crossed Finish Line in Pit Lane, D = Time Disallowed

2 -	30.275	42.516	22.539	1:35.330 (2)	91.88	0.162	17:46:17.608
3 -	30.144	42.807	22.474	1:35.425 (3)	91.79	0.257	17:47:53.033
4 -	30.715	42.848	22.289	1:35.852	91.38	0.684	17:49:28.885
5 -	30.211	42.636	22.321	1:35.168 (1)	92.04		17:51:04.053
6 -	30.364	43.553	22.299	1:36.216	91.04	1.048	17:52:40.269

P19	17 C	Philip BAKER	Triumph - Ashford accident repair center				
IDEAL LAP TIME : 1:35.123		BEST LAP TIME : 1:35.261		DIFFERENCE : 0.138			
LAP	SECTOR 1	SECTOR 2	SECTOR 3	LAP TIME	MPH	DIFF	TIME OF DAY
1 -		44.047	22.766	1:44.590	83.75	9.329	17:44:42.437
2 -	31.094	42.809	22.539	1:36.442	90.83	1.181	17:46:18.879
3 -	30.571	42.647	22.413	1:35.631	91.60	0.370	17:47:54.510
4 -	30.306	42.749	22.341	1:35.396 (3)	91.82	0.135	17:49:29.906
5 -	30.527	42.542	22.287	1:35.356 (2)	91.86	0.095	17:51:05.262
6 -	30.294	42.584	22.383	1:35.261 (1)	91.95		17:52:40.523

P20	55 C	Paul GARNER	Yamaha - A51 Racing				
IDEAL LAP TIME : 1:35.035		BEST LAP TIME : 1:35.586		DIFFERENCE : 0.551			
LAP	SECTOR 1	SECTOR 2	SECTOR 3	LAP TIME	MPH	DIFF	TIME OF DAY
1 -		44.701	22.609	1:45.564	82.98	9.978	17:44:43.411
2 -	30.863	42.666	22.522	1:36.051	91.19	0.465	17:46:19.462
3 -	30.468	42.973	22.145	1:35.586 (1)	91.64		17:47:55.048
4 -	30.697	42.581	22.479	1:35.757 (3)	91.47	0.171	17:49:30.805
5 -	30.963	42.422	22.290	1:35.675 (2)	91.55	0.089	17:51:06.480
6 -	30.518	42.980	22.604	1:36.102	91.15	0.516	17:52:42.582

P21	192 C	Daniel MOFFA	Triumph - DM Racing				
IDEAL LAP TIME : 1:35.138		BEST LAP TIME : 1:35.348		DIFFERENCE : 0.210			
LAP	SECTOR 1	SECTOR 2	SECTOR 3	LAP TIME	MPH	DIFF	TIME OF DAY
1 -		44.356	22.804	1:45.290	83.19	9.942	17:44:43.137
2 -	30.800	42.629	22.682	1:36.111	91.14	0.763	17:46:19.248
3 -	30.387	42.717	22.460	1:35.564 (3)	91.66	0.216	17:47:54.812
4 -	30.548	42.523	22.277	1:35.348 (1)	91.87		17:49:30.160
5 -	30.385	42.679	22.305	1:35.369 (2)	91.85	0.021	17:51:05.529
6 -	30.366	44.447	22.249	1:37.062	90.24	1.714	17:52:42.591

P22	56 C	Michael MILLS	Yamaha - A51 Racing				
IDEAL LAP TIME : 1:36.232		BEST LAP TIME : 1:36.521		DIFFERENCE : 0.289			
LAP	SECTOR 1	SECTOR 2	SECTOR 3	LAP TIME	MPH	DIFF	TIME OF DAY
1 -		44.230	22.750	1:45.422	83.09	8.901	17:44:43.269
2 -	31.369	42.698	22.588	1:36.655 (2)	90.62	0.134	17:46:19.924
3 -	31.035	42.857	22.629	1:36.521 (1)	90.75		17:47:56.445
4 -	30.946	43.334	22.612	1:36.892 (3)	90.40	0.371	17:49:33.337
5 -	31.674	42.814	22.615	1:37.103	90.21	0.582	17:51:10.440
6 -	31.075	43.264	22.905	1:37.244	90.08	0.723	17:52:47.684

P23	40	David SHELVEY	Suzuki - ymark.com				
IDEAL LAP TIME : 1:35.950		BEST LAP TIME : 1:36.271		DIFFERENCE : 0.321			
LAP	SECTOR 1	SECTOR 2	SECTOR 3	LAP TIME	MPH	DIFF	TIME OF DAY
1 -		43.850	22.985	1:46.298	82.40	10.027	17:44:44.145
2 -	30.874	42.663	22.734	1:36.271 (1)	90.99		17:46:20.416
3 -	31.013	42.828	22.685	1:36.526 (2)	90.75	0.255	17:47:56.942
4 -	30.824	43.104	22.881	1:36.809	90.48	0.538	17:49:33.751
5 -	31.048	43.078	23.355	1:37.481	89.86	1.210	17:51:11.232
6 -	30.602	42.952	23.032	1:36.586 (3)	90.69	0.315	17:52:47.818

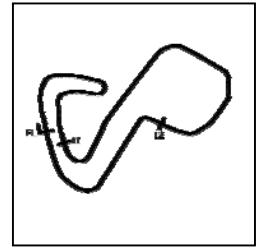
Weather / Track : Cloudy / Dry

Brands Hatch GP
Circuit Length = 2.4332 miles
Start: 17:42 Flag 17:52 End: 18:06

BMCRC - MRO Championship 2017 - Rnd 6 @ Brands Hatch GP

Team Respro MRO 600

RACE 20 - SECTOR ANALYSIS



SECTOR 1 = FL to I1, SECTOR 2 = I1 to I2, SECTOR 3 = I2 to FL, DIFF = Difference To Personal Best Lap, P = Crossed Finish Line in Pit Lane, D = Time Disallowed

P24 57 C		Theo RUTTER		Yamaha - Sublime Designs Racing/RRC			
IDEAL LAP TIME : 1:39.001		BEST LAP TIME : 1:39.421		DIFFERENCE : 0.420			
LAP	SECTOR 1	SECTOR 2	SECTOR 3	LAP TIME	MPH	DIFF	TIME OF DAY
1 -		44.518	23.641	1:46.953	81.90	7.532	17:44:44.800
2 -	31.796	44.168	23.484	1:39.448 (2)	88.08	0.027	17:46:24.248
3 -	32.320	44.235	23.438	1:39.993	87.60	0.572	17:48:04.241
4 -	31.971	44.165	23.360	1:39.496	88.04	0.075	17:49:43.737
5 -	32.158	44.094	23.222	1:39.474 (3)	88.06	0.053	17:51:23.211
6 -	31.685	44.184	23.552	1:39.421 (1)	88.10		17:53:02.632

P25 106		Patrick BYRNE		Kawasaki - PKB RACING			
IDEAL LAP TIME : 1:38.768		BEST LAP TIME : 1:38.971		DIFFERENCE : 0.203			
LAP	SECTOR 1	SECTOR 2	SECTOR 3	LAP TIME	MPH	DIFF	TIME OF DAY
1 -		44.635	23.484	1:47.859	81.21	8.888	17:44:45.706
2 -	31.845	44.221	23.425	1:39.491	88.04	0.520	17:46:25.197
3 -	32.346	44.387	23.474	1:40.207	87.41	1.236	17:48:05.404
4 -	31.862	43.977	23.348	1:39.187 (2)	88.31	0.216	17:49:44.591
5 -	31.618	44.180	23.173	1:38.971 (1)	88.50		17:51:23.562
6 -	31.812	44.336	23.253	1:39.401 (3)	88.12	0.430	17:53:02.963

P26 78		Dan BEIGHTON		Kawasaki - johns motorcycle news			
IDEAL LAP TIME : 1:39.513		BEST LAP TIME : 1:39.727		DIFFERENCE : 0.214			
LAP	SECTOR 1	SECTOR 2	SECTOR 3	LAP TIME	MPH	DIFF	TIME OF DAY
1 -		44.756	23.390	1:47.474	81.50	7.747	17:44:45.321
2 -	31.957	44.248	23.522	1:39.727 (1)	87.83		17:46:25.048
3 -	32.351	44.320	23.582	1:40.253 (2)	87.37	0.526	17:48:05.301
4 -	31.875	45.277	23.463	1:40.615	87.06	0.888	17:49:45.916
5 -	32.028	45.232	23.800	1:41.060	86.67	1.333	17:51:26.976
6 -	32.087	44.900	23.579	1:40.566 (3)	87.10	0.839	17:53:07.542

P27 147 C		Sean CHASTON		Yamaha - Hyside Motorcycles			
IDEAL LAP TIME : 1:38.813		BEST LAP TIME : 1:39.243		DIFFERENCE : 0.430			
LAP	SECTOR 1	SECTOR 2	SECTOR 3	LAP TIME	MPH	DIFF	TIME OF DAY
1 -		45.329	23.549	1:49.189	80.22	9.946	17:44:47.036
2 -	31.939	44.255	23.049	1:39.243 (1)	88.26		17:46:26.279
3 -	31.748	44.977	23.179	1:39.904 (3)	87.68	0.661	17:48:06.183
4 -	31.509	46.551	23.453	1:41.513	86.29	2.270	17:49:47.696
5 -	31.612	44.352	23.487	1:39.451 (2)	88.08	0.208	17:51:27.147
6 -	32.067	45.064	23.491	1:40.622	87.05	1.379	17:53:07.769

P28 130 C		Lee BUTTON		Yamaha - Elite Spas/Goodwins/Sparkle Spas			
IDEAL LAP TIME : 1:38.219		BEST LAP TIME : 1:38.411		DIFFERENCE : 0.192			
LAP	SECTOR 1	SECTOR 2	SECTOR 3	LAP TIME	MPH	DIFF	TIME OF DAY
1 -		45.202	23.396	1:48.637	80.63	10.226	17:44:46.484
2 -	31.623	44.331	23.181	1:39.135 (3)	88.36	0.724	17:46:25.619
3 -	32.319	44.638	23.201	1:40.158	87.46	1.747	17:48:05.777
4 -	31.741	45.701	22.961	1:40.403	87.24	1.992	17:49:46.180
5 -	31.299	43.959	23.153	1:38.411 (1)	89.01		17:51:24.591
6 -	31.590	43.976	22.974	1:38.540 (2)	88.89	0.129	17:53:03.131

P29 51 C		Andrew DURANT		Honda -			
IDEAL LAP TIME : 1:44.935		BEST LAP TIME : 1:45.623		DIFFERENCE : 0.688			
LAP	SECTOR 1	SECTOR 2	SECTOR 3	LAP TIME	MPH	DIFF	TIME OF DAY
1 -		46.300	24.945	1:52.438	77.90	6.815	17:44:50.285
2 -	33.745	46.988	24.890	1:45.623 (1)	82.93		17:46:35.908
3 -	33.869	47.568	25.058	1:46.495 (2)	82.25	0.872	17:48:22.403
4 -	34.948	48.163	25.501	1:48.612	80.65	2.989	17:50:11.015
5 -	34.450	47.904	25.346	1:47.700	81.33	2.077	17:51:58.715

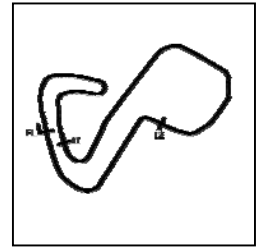
Weather / Track : Cloudy / Dry

Brands Hatch GP
Circuit Length = 2.4332 miles
Start: 17:42 Flag 17:52 End: 18:06

BMCRC - MRO Championship 2017 - Rnd 6 @ Brands Hatch GP

Team Respro MRO 600

RACE 20 - SECTOR ANALYSIS



SECTOR 1 = FL to I1, SECTOR 2 = I1 to I2, SECTOR 3 = I2 to FL, DIFF = Difference To Personal Best Lap, P = Crossed Finish Line in Pit Lane, D = Time Disallowed
 6 - 34.345 47.902 25.390 1:47.637 (3) 81.38 2.014 17:53:46.352

P30		9 C		Duncan GROVE		Yamaha -	
IDEAL LAP TIME : 1:46.370		BEST LAP TIME : 1:46.502		DIFFERENCE : 0.132			
LAP	SECTOR 1	SECTOR 2	SECTOR 3	LAP TIME	MPH	DIFF	TIME OF DAY
1 -		47.605	24.999	1:54.586	76.44	8.084	17:44:52.433
2 -	34.080	47.746	25.201	1:47.027	81.84	0.525	17:46:39.460
3 -	34.048	47.710	25.018	1:46.776 (2)	82.03	0.274	17:48:26.236
4 -	33.792	47.690	25.020	1:46.502 (1)	82.25		17:50:12.738
5 -	34.002	47.907	24.973	1:46.882	81.95	0.380	17:51:59.620
6 -	33.810	47.832	25.188	1:46.830 (3)	81.99	0.328	17:53:46.450

P31		89 C		Chris PARISH		Yamaha - HPS Motorcycles	
IDEAL LAP TIME : 1:35.920		BEST LAP TIME : 1:35.920		DIFFERENCE : 0.000			
LAP	SECTOR 1	SECTOR 2	SECTOR 3	LAP TIME	MPH	DIFF	TIME OF DAY
1 -		44.635	22.980	1:46.651	82.13	10.731	17:44:44.498
2 -	30.857	42.891	22.864	1:36.612 (2)	90.67	0.692	17:46:21.110
3 -	30.673	42.852	22.395	1:35.920 (1)	91.32		17:47:57.030

Weather / Track : Cloudy / Dry

Brands Hatch GP
 Circuit Length = 2.4332 miles
 Start: 17:42 Flag 17:52 End: 18:06

BMCRC - MRO Championship 2017 - Rnd 6 @ Brands Hatch GP

Team Respro MRO 600

RACE 20 - BEST SECTORS

SECTOR 1			SECTOR 2			SECTOR 3			IDEAL / BEST COMPARISON						
POS	NO	NAME	TIME	NO	NAME	TIME	NO	NAME	TIME	POS	NO	NAME	IDEAL	BEST	DIFF
													PERFECT LAP	1:31.645	
1	14	BURRAGE	29.250	127	TINKLER	40.872	14	BURRAGE	21.523	1	14	BURRAGE	1:31.737	1:31.796	0.059
2	44	PLATTON	29.336	14	BURRAGE	40.964	127	TINKLER	21.599	2	127	TINKLER	1:31.846	1:32.116	0.270
3	127	TINKLER	29.375	111	SMITH	41.127	44	PLATTON	21.785	3	44	PLATTON	1:32.517	1:32.582	0.065
4	86	SHOUBRIDGE	29.441	27	WICKENS	41.189	16	PETTIT	21.788	4	111	SMITH	1:32.552	1:32.748	0.196
5	226	HARTGROVE	29.454	86	SHOUBRIDGE	41.306	111	SMITH	21.811	5	226	HARTGROVE	1:32.668	1:32.668	0.000
6	27	WICKENS	29.537	226	HARTGROVE	41.361	226	HARTGROVE	21.853	6	27	WICKENS	1:32.704	1:32.938	0.234
7	16	PETTIT	29.540	44	PLATTON	41.396	173	DRAPER	21.929	7	86	SHOUBRIDGE	1:32.792	1:32.889	0.097
8	111	SMITH	29.614	16	PETTIT	41.468	6	WHEELER	21.953	8	16	PETTIT	1:32.796	1:32.969	0.173
9	6	WHEELER	29.695	6	WHEELER	41.616	27	WICKENS	21.978	9	6	WHEELER	1:33.264	1:33.404	0.140
10	173	DRAPER	29.833	173	DRAPER	41.926	73	TENZING-JENKINS	22.020	10	173	DRAPER	1:33.688	1:33.688	0.000
11	11	HARVEY	30.001	73	TENZING-JENKINS	41.974	86	SHOUBRIDGE	22.045	11	73	TENZING-JENKINS	1:34.040	1:34.040	0.000
12	10	WILBY	30.030	10	WILBY	42.123	55	GARNER	22.145	12	10	WILBY	1:34.366	1:34.688	0.322
13	73	TENZING-JENKINS	30.046	49	MCLURG	42.138	543	ELLIS	22.150	13	11	HARVEY	1:34.510	1:34.701	0.191
14	82	SMITH	30.144	11	HARVEY	42.233	10	WILBY	22.213	14	543	ELLIS	1:34.622	1:34.912	0.290
15	49	MCLURG	30.214	543	ELLIS	42.243	192	MOFFA	22.249	15	49	MCLURG	1:34.628	1:34.681	0.053
16	543	ELLIS	30.229	55	GARNER	42.422	11	HARVEY	22.276	16	82	SMITH	1:34.949	1:35.168	0.219
17	777	WILLIAMS	30.267	82	SMITH	42.516	49	MCLURG	22.276	17	55	GARNER	1:35.035	1:35.586	0.551
18	17	BAKER	30.294	192	MOFFA	42.523	17	BAKER	22.287	18	17	BAKER	1:35.123	1:35.261	0.138
19	192	MOFFA	30.366	777	WILLIAMS	42.534	82	SMITH	22.289	19	192	MOFFA	1:35.138	1:35.348	0.210
20	55	GARNER	30.468	17	BAKER	42.542	777	WILLIAMS	22.367	20	777	WILLIAMS	1:35.168	1:35.249	0.081
21	40	SHELVEY	30.602	40	SHELVEY	42.663	89	PARISH	22.395	21	89	PARISH	1:35.920	1:35.920	0.000
22	89	PARISH	30.673	56	MILLS	42.698	56	MILLS	22.588	22	40	SHELVEY	1:35.950	1:36.271	0.321
23	56	MILLS	30.946	89	PARISH	42.852	40	SHELVEY	22.685	23	56	MILLS	1:36.232	1:36.521	0.289
24	130	BUTTON	31.299	130	BUTTON	43.959	130	BUTTON	22.961	24	130	BUTTON	1:38.219	1:38.411	0.192
25	147	CHASTON	31.509	106	BYRNE	43.977	147	CHASTON	23.049	25	106	BYRNE	1:38.768	1:38.971	0.203
26	106	BYRNE	31.618	57	RUTTER	44.094	106	BYRNE	23.173	26	147	CHASTON	1:38.813	1:39.243	0.430
27	57	RUTTER	31.685	78	BEIGHTON	44.248	57	RUTTER	23.222	27	57	RUTTER	1:39.001	1:39.421	0.420
28	78	BEIGHTON	31.875	147	CHASTON	44.255	78	BEIGHTON	23.390	28	78	BEIGHTON	1:39.513	1:39.727	0.214
29	51	DURANT	33.745	51	DURANT	46.300	51	DURANT	24.890	29	51	DURANT	1:44.935	1:45.623	0.688
30	9	GROVE	33.792	9	GROVE	47.605	9	GROVE	24.973	30	9	GROVE	1:46.370	1:46.502	0.132
31										31	81	DUFFETT		1:34.775	
32															
33															
34															
35															
36															
37															
38															
39															
40															

Weather / Track : Cloudy / Dry

Brands Hatch GP

Circuit Length = 2.4332 miles

Start: 17:42 Flag 17:52 End: 18:06

Results can be found at www.tsl-timing.com

Printed - 18:08 Sunday, 16 July 2017