

BMCRC-MRO Championships 2017 supported by Dickies



# MRO 600 inc Clubman 600 & BMCRC Rookie 600

Cadwell Park

16<sup>th</sup> & 17<sup>th</sup> September 2017



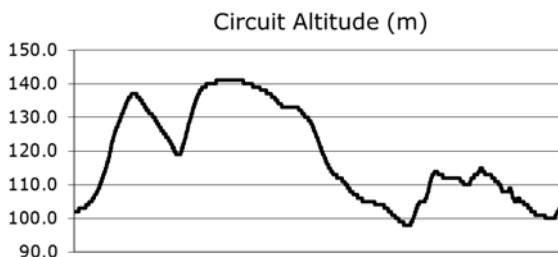
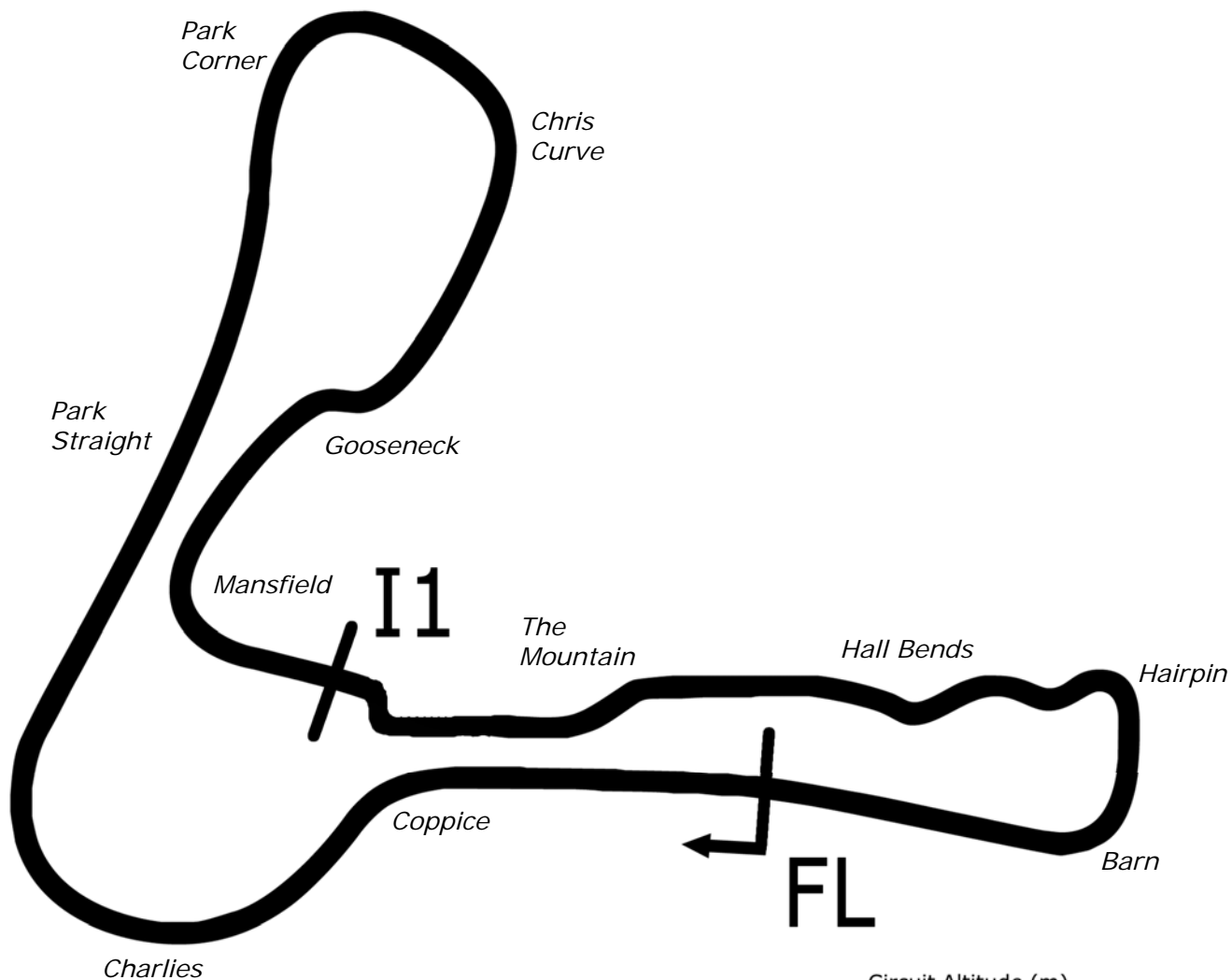
Results Provided by Timing Solutions Ltd  
[www.tsl-timing.com](http://www.tsl-timing.com)

# Cadwell Park



SPORTS TIMING

TIMING SOLUTIONS LTD



Length	2.1870 miles	3519.6 m	
FL		53.31024 N	0.05940 W
I1	2330m	53.30708 N	0.06270 W
Pit Entry	3472m	53.31103 N	0.05889 W
Pit Exit	0m after FL	53.31030 N	0.05940 W
Pit Entry-Pit Exit 92m, 5.5s @60kph, 4.1s @80kph			

All results available at [www.tsl-timing.com](http://www.tsl-timing.com)

# BMCRC - MRO Championships 2017 - Rnd 9 @ Cadwell Park

## Team Respro MRO 600 inc Clubman 600 & BMCRC Rookie 600

### QUALIFYING - CLASSIFICATION

POS	NO	CL	PIC NAME	ENTRY	TIME	ON	LAPS	GAP	DIFF	MPH
1	127		1 David TINKLER	Yamaha - alltrades/tinklers m/cycles	1:48.943	6	7			72.03
2	10	C	1 Paul WILBY	Kawasaki - MoreMoto	1:52.897	3	6	3.954	3.954	69.51
3	777	C	2 Mason WILLIAMS	Yamaha - MoreMoto	1:53.476	5	5	4.533	0.579	69.16
4	46		2 Harry ROWLINGS	Triumph - Bernard Elliott racing / Steve Jordan motorcycle	1:55.041	4	5	6.098	1.565	68.21
5	82	C	3 Andrew SMITH	Suzuki - 5 Club Racing / Challenger Communications	1:55.152	6	6	6.209	0.111	68.15
6	226		3 Adam HARTGROVE	Yamaha - Technical lifting services limited	1:55.330	6	6	6.387	0.178	68.04
7	32	R/C	1 Ben PERRY	Kawasaki - Truck Care UK Braddon Contracts Ltd Moore	1:55.711	5	6	6.768	0.381	67.82
8	43	R	1 Jon CLARK	Triumph - RJC Motor Services	1:55.888	5	6	6.945	0.177	67.72
9	62	R/C	2 Charlie PATERSON	Yamaha - Black Widow Exhausts/ TLSS (Total Loss Settli	1:55.956	5	5	7.013	0.068	67.68
10	44		4 Hayden PLATTON	Kawasaki - NR Racing	1:56.367	6	6	7.424	0.411	67.44
11	17	C	4 Philip BAKER	Triumph - Ashford accident repair center	1:56.449	6	6	7.506	0.082	67.39
12	818	R	2 Alex BARKER	Yamaha - AAJ Barker Construction LTD	1:57.404	5	6	8.461	0.955	66.84
13	81*	C	5 Liam DUFFETT	Kawasaki - MFM Track Bikes	1:57.765	4	6	8.822	0.361	66.64
14	11		5 Josh HARVEY	Yamaha - NR Racing	1:58.253	2	6	9.310	0.488	66.36
15	61	R	3 Siobhan FLYNN	Yamaha - SKF Express Ltd	1:58.725	3	6	9.782	0.472	66.10
16	56	C	6 Michael MILLS	Yamaha - A51 Racing	1:59.035	2	6	10.092	0.310	65.93
17	164	R	4 David LENEHAN	Yamaha - Gradewell Plant & Haulage	2:00.222	5	6	11.279	1.187	65.27
18	53	C	7 Jason SIGGS	Yamaha - J Siggs Construction	2:00.392	2	4	11.449	0.170	65.18
19	192	C	8 Daniel MOFFA	Triumph - DM Racing	2:00.568	6	6	11.625	0.176	65.09
20	137	R	5 Gavin BACK	Yamaha - C&G racing	2:01.245	4	4	12.302	0.677	64.72
21	222	R	6 Matthew EPPS	Yamaha - M.E Vehicle Repairs	2:02.161	6	6	13.218	0.916	64.24
22	126	R	7 Anthony CLACK	Suzuki -	2:03.285	4	6	14.342	1.124	63.65
23	119	R	8 Simon HEALEY	Yamaha - Popular Tyres / Steam Packet	2:03.424	5	6	14.481	0.139	63.58
24	64	R	9 Rob SALTMER	Yamaha - Universal Tyres & Autocentres	2:04.065	5	6	15.122	0.641	63.25
25	22	R	10 Rob FARMER	Yamaha - Obsession Engineering	2:04.909	6	6	15.966	0.844	62.83
26	50		6 Kris MURPHY	Yamaha - Rocksaw Racing - Hacker - Savage Squirrel	2:05.214	6	6	16.271	0.305	62.67
27	101	R	11 Tom WISKEN	Yamaha -	2:05.236	6	6	16.293	0.022	62.66
28	16	R/C	3 Ollie SHOTTON	Kawasaki -	2:05.578	6	6	16.635	0.342	62.49
29	181	R	12 Gary CROFT	Yamaha - Big G Racing & Little e	2:06.195	4	6	17.252	0.617	62.19
30	9	C	9 Duncan GROVE	Yamaha -	2:06.635	4	4	17.692	0.440	61.97
31	143	R	13 Daire PRENDERGAST	Kawasaki - Emerald Plant Services	2:14.297	1	1	25.354	7.662	58.43
32	14	R	14 Carl BELL	Honda - Transport Compliance UK	2:23.485	2	4	34.542	9.188	54.69

\* No. 81 - Lap time disallowed - short cutting the chicane

Cadwell Park  
Circuit Length = 2.1800 miles  
Start: 10:32 Flag 10:44 End: 10:46

Weather / Track : Cloudy / Wet

These results are provisional until the conclusion of any judicial and technical matters.

Clerk Of Course :	Timekeeper :
-------------------	--------------

Results can be found at [www.tsl-timing.com](http://www.tsl-timing.com)

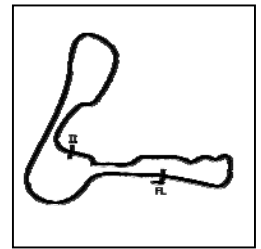
Printed - 10:46 Saturday, 16 September 2017



# BMCRC - MRO Championships 2017 - Rnd 9 @ Cadwell Park

Team Respro MRO 600 inc Clubman 600 & BMCRC Rookie 600

## QUALIFYING - SECTOR ANALYSIS



SECTOR 1 = FL to I1, SECTOR 2 = I1 to FL, DIFF = Difference To Personal Best Lap, P = Crossed Finish Line in Pit Lane, D = Time Disallowed

P1 127		David TINKLER		Yamaha - alltrades/tinklers m/cycles			
IDEAL LAP TIME : 1:48.755		BEST LAP TIME : 1:48.943		DIFFERENCE : 0.188			
LAP	SECTOR 1	SECTOR 2	LAP TIME	MPH	DIFF	TIME OF DAY	
1 -	1:09.352	49.040	1:58.392	66.28	9.449	10:35:14.653	
2 -	1:05.032	47.978	1:53.010	69.44	4.067	10:37:07.663	
3 -	1:03.512	46.463	1:49.975 (3)	71.36	1.032	10:38:57.638	
4 -	1:03.155	48.158	1:51.313	70.50	2.370	10:40:48.951	
5 -	<b>1:03.031</b>	46.076	1:49.107 (2)	71.93	0.164	10:42:38.058	
6 -	1:03.219	<b>45.724</b>	<b>1:48.943 (1)</b>	<b>72.03</b>		<b>10:44:27.001</b>	
7 -	1:03.162	47.299	1:50.461	71.04	1.518	10:46:17.462	

P2 10 C		Paul WILBY		Kawasaki - MoreMoto			
IDEAL LAP TIME : 1:51.203		BEST LAP TIME : 1:52.897		DIFFERENCE : 1.694			
LAP	SECTOR 1	SECTOR 2	LAP TIME	MPH	DIFF	TIME OF DAY	
1 -	1:13.823	48.871	2:02.694	63.96	9.797	10:35:13.437	
2 -	1:07.715	48.521	1:56.236	67.51	3.339	10:37:09.673	
3 -	1:06.396	<b>46.501</b>	<b>1:52.897 (1)</b>	<b>69.51</b>		<b>10:39:02.570</b>	
4 -	<b>1:04.702</b>	48.464	1:53.166 (2)	69.35	0.269	10:40:55.736	
5 -	1:05.480	47.867	1:53.347 (3)	69.23	0.450	10:42:49.083	
6 -	1:07.611	47.046	1:54.657	68.44	1.760	10:44:43.740	

P3 777 C		Mason WILLIAMS		Yamaha - MoreMoto			
IDEAL LAP TIME : 1:53.336		BEST LAP TIME : 1:53.476		DIFFERENCE : 0.140			
LAP	SECTOR 1	SECTOR 2	LAP TIME	MPH	DIFF	TIME OF DAY	
1 -	1:10.688	51.124	2:01.812	64.42	8.336	10:35:11.624	
2 -	1:06.723	49.345	1:56.068	67.61	2.592	10:37:07.692	
3 -	<b>1:05.352</b>	48.545	1:53.897 (2)	68.90	0.421	10:39:01.589	
4 -	1:05.467	48.459	1:53.926 (3)	68.88	0.450	10:40:55.515	
5 -	1:05.492	<b>47.984</b>	<b>1:53.476 (1)</b>	<b>69.16</b>		<b>10:42:48.991</b>	

P4 46		Harry ROWLINGS		Triumph - Bernard Elliott racing / Steve Jordan motorcycles			
IDEAL LAP TIME : 1:54.943		BEST LAP TIME : 1:55.041		DIFFERENCE : 0.098			
LAP	SECTOR 1	SECTOR 2	LAP TIME	MPH	DIFF	TIME OF DAY	
1 -	1:12.648	51.274	2:03.922	63.33	8.881	10:35:18.245	
2 -	1:08.412	49.153	1:57.565 (3)	66.75	2.524	10:37:15.810	
3 -	1:09.217	49.212	1:58.429	66.26	3.388	10:39:14.239	
4 -	<b>1:07.358</b>	47.683	<b>1:55.041 (1)</b>	<b>68.21</b>		<b>10:41:09.280</b>	
5 -	1:07.917	<b>47.585</b>	1:55.502 (2)	67.94	0.461	10:43:04.782	

P5 82 C		Andrew SMITH		Suzuki - 5 Club Racing / Challenger Communications			
IDEAL LAP TIME : 1:55.097		BEST LAP TIME : 1:55.152		DIFFERENCE : 0.055			
LAP	SECTOR 1	SECTOR 2	LAP TIME	MPH	DIFF	TIME OF DAY	
1 -	1:12.318	51.162	2:03.480	63.55	8.328	10:35:12.253	
2 -	1:07.996	49.203	1:57.199	66.96	2.047	10:37:09.452	
3 -	<b>1:06.880</b>	48.919	1:55.799 (2)	67.77	0.647	10:39:05.251	
4 -	1:42.683	49.062	2:31.745	51.71	36.593	10:41:36.996	
5 -	1:07.044	48.853	1:55.897 (3)	67.71	0.745	10:43:32.893	
6 -	1:06.935	<b>48.217</b>	<b>1:55.152 (1)</b>	<b>68.15</b>		<b>10:45:28.045</b>	

P6 226		Adam HARTGROVE		Yamaha - Technical lifting services limited			
IDEAL LAP TIME : 1:55.267		BEST LAP TIME : 1:55.330		DIFFERENCE : 0.063			
LAP	SECTOR 1	SECTOR 2	LAP TIME	MPH	DIFF	TIME OF DAY	
1 -	1:13.902	50.792	2:04.694	62.93	9.364	10:35:16.954	
2 -	1:08.463	49.379	1:57.842	66.59	2.512	10:37:14.796	
3 -	1:09.339	48.788	1:58.127	66.43	2.797	10:39:12.923	
4 -	1:08.220	48.933	1:57.153 (3)	66.98	1.823	10:41:10.076	
5 -	1:07.754	<b>47.577</b>	1:55.331 (2)	68.04	0.001	10:43:05.407	
6 -	<b>1:07.690</b>	47.640	<b>1:55.330 (1)</b>	<b>68.04</b>		<b>10:45:00.737</b>	

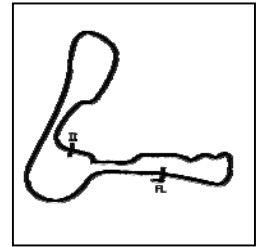
Weather / Track : Cloudy / Wet

Cadwell Park  
Circuit Length = 2.1800 miles  
Start: 10:32 Flag 10:44 End: 10:46

# BMCRC - MRO Championships 2017 - Rnd 9 @ Cadwell Park

Team Respro MRO 600 inc Clubman 600 & BMCRC Rookie 600

## QUALIFYING - SECTOR ANALYSIS



SECTOR 1 = FL to I1, SECTOR 2 = I1 to FL, DIFF = Difference To Personal Best Lap, P = Crossed Finish Line in Pit Lane, D = Time Disallowed

<b>P7</b>	<b>32 R/C</b>	<b>Ben PERRY</b>	Kawasaki - Truck Care UK Braddon Contracts Ltd Moore Hire S			
IDEAL LAP TIME : 1:54.623		BEST LAP TIME : 1:55.711	DIFFERENCE : 1.088			

LAP	SECTOR 1	SECTOR 2	LAP TIME	MPH	DIFF	TIME OF DAY
1 -	1:15.526	54.018	2:09.544	60.58	13.833	10:35:28.899
2 -	1:07.244	49.758	1:57.002	67.07	1.291	10:37:25.901
3 -	1:09.298	51.143	2:00.441	65.16	4.730	10:39:26.342
4 -	1:07.427	48.506	1:55.933 (2)	67.69	0.222	10:41:22.275
<b>5 -</b>	<b>1:06.557</b>	49.154	<b>1:55.711 (1)</b>	<b>67.82</b>		<b>10:43:17.986</b>
6 -	1:08.030	<b>48.066</b>	1:56.096 (3)	67.59	0.385	10:45:14.082

<b>P8</b>	<b>43 R</b>	<b>Jon CLARK</b>	Triumph - RJC Motor Services			
IDEAL LAP TIME : 1:55.102		BEST LAP TIME : 1:55.888	DIFFERENCE : 0.786			

LAP	SECTOR 1	SECTOR 2	LAP TIME	MPH	DIFF	TIME OF DAY
1 -	1:15.306	53.947	2:09.253	60.71	13.365	10:35:29.208
2 -	1:08.352	49.594	1:57.946	66.53	2.058	10:37:27.154
3 -	1:08.348	51.150	1:59.498	65.67	3.610	10:39:26.652
4 -	1:07.794	<b>48.500</b>	1:56.294 (2)	67.48	0.406	10:41:22.946
<b>5 -</b>	<b>1:06.602</b>	49.286	<b>1:55.888 (1)</b>	<b>67.72</b>		<b>10:43:18.834</b>
6 -	1:08.555	49.237	1:57.792 (3)	66.62	1.904	10:45:16.626

<b>P9</b>	<b>62 R/C</b>	<b>Charlie PATERSON</b>	Yamaha - Black Widow Exhausts/ TLSS (Total Loss Settlement)			
IDEAL LAP TIME : 1:55.956		BEST LAP TIME : 1:55.956	DIFFERENCE : 0.000			

LAP	SECTOR 1	SECTOR 2	LAP TIME	MPH	DIFF	TIME OF DAY
1 -	1:17.375	54.696	2:12.071	59.42	16.115	10:35:34.962
2 -	1:10.444	51.866	2:02.310	64.16	6.354	10:37:37.272
3 -	1:10.436	50.511	2:00.947 (3)	64.88	4.991	10:39:38.219
4 -	1:09.250	49.095	1:58.345 (2)	66.31	2.389	10:41:36.564
<b>5 -</b>	<b>1:07.281</b>	<b>48.675</b>	<b>1:55.956 (1)</b>	<b>67.68</b>		<b>10:43:32.520</b>

<b>P10</b>	<b>44</b>	<b>Hayden PLATTON</b>	Kawasaki - NR Racing			
IDEAL LAP TIME : 1:56.367		BEST LAP TIME : 1:56.367	DIFFERENCE : 0.000			

LAP	SECTOR 1	SECTOR 2	LAP TIME	MPH	DIFF	TIME OF DAY
1 -	1:12.051	50.965	2:03.016	63.79	6.649	10:35:18.860
2 -	1:08.627	48.609	1:57.236 (2)	66.94	0.869	10:37:16.096
3 -	1:09.184	49.723	1:58.907	66.00	2.540	10:39:15.003
4 -	1:08.894	49.059	1:57.953 (3)	66.53	1.586	10:41:12.956
5 -	1:09.496	48.929	1:58.425	66.27	2.058	10:43:11.381
<b>6 -</b>	<b>1:08.389</b>	<b>47.978</b>	<b>1:56.367 (1)</b>	<b>67.44</b>		<b>10:45:07.748</b>

<b>P11</b>	<b>17 C</b>	<b>Philip BAKER</b>	Triumph - Ashford accident repair center			
IDEAL LAP TIME : 1:55.850		BEST LAP TIME : 1:56.449	DIFFERENCE : 0.599			

LAP	SECTOR 1	SECTOR 2	LAP TIME	MPH	DIFF	TIME OF DAY
1 -	1:15.021	50.921	2:05.942	62.31	9.493	10:35:15.710
2 -	1:08.899	49.364	1:58.263	66.36	1.814	10:37:13.973
3 -	1:10.122	49.946	2:00.068	65.36	3.619	10:39:14.041
4 -	1:09.029	48.792	1:57.821 (3)	66.61	1.372	10:41:11.862
5 -	1:08.450	<b>48.389</b>	1:56.839 (2)	67.16	0.390	10:43:08.701
<b>6 -</b>	<b>1:07.461</b>	48.988	<b>1:56.449 (1)</b>	<b>67.39</b>		<b>10:45:05.150</b>

<b>P12</b>	<b>818 R</b>	<b>Alex BARKER</b>	Yamaha - AAJ Barker Construction LTD			
IDEAL LAP TIME : 1:57.249		BEST LAP TIME : 1:57.404	DIFFERENCE : 0.155			

LAP	SECTOR 1	SECTOR 2	LAP TIME	MPH	DIFF	TIME OF DAY
1 -	1:18.258	57.584	2:15.842	57.77	18.438	10:35:41.727
2 -	1:10.483	52.482	2:02.965	63.82	5.561	10:37:44.692
3 -	1:10.270	50.379	2:00.649	65.04	3.245	10:39:45.341
4 -	1:10.323	<b>49.518</b>	1:59.841 (2)	65.48	2.437	10:41:45.182
<b>5 -</b>	<b>1:07.731</b>	49.673	<b>1:57.404 (1)</b>	<b>66.84</b>		<b>10:43:42.586</b>

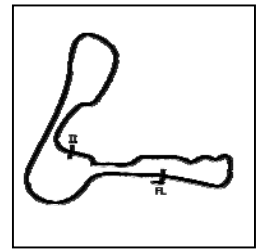
Weather / Track : Cloudy / Wet

Cadwell Park  
Circuit Length = 2.1800 miles  
Start: 10:32 Flag 10:44 End: 10:46

# BMCRC - MRO Championships 2017 - Rnd 9 @ Cadwell Park

Team Respro MRO 600 inc Clubman 600 & BMCRC Rookie 600

## QUALIFYING - SECTOR ANALYSIS



SECTOR 1 = FL to I1, SECTOR 2 = I1 to FL, DIFF = Difference To Personal Best Lap, P = Crossed Finish Line in Pit Lane, D = Time Disallowed

6 - 1:09.377 50.699 2:00.076 (3) 65.35 2.672 10:45:42.662

P13 81 C		Liam DUFFETT		Kawasaki - MFM Track Bikes			
IDEAL LAP TIME : 1:57.043		BEST LAP TIME : 1:57.765		DIFFERENCE : 0.722			
LAP	SECTOR 1	SECTOR 2	LAP TIME	MPH	DIFF	TIME OF DAY	
1 -	1:14.425	50.970	2:05.395	62.58	7.630	10:35:21.764	
2 -	1:09.872	<b>48.773</b>	<del>1:58.645</del> D	66.14	0.880	10:37:20.409	
3 -	1:09.259	49.325	1:58.584 (2)	66.18	0.819	10:39:18.993	
4 -	<b>1:08.270</b>	49.495	<b>1:57.765 (1)</b>	<b>66.64</b>		<b>10:41:16.758</b>	
5 -	1:09.877	50.577	2:00.454 (3)	65.15	2.689	10:43:17.212	
6 -	1:10.711	49.905	2:00.616	65.06	2.851	10:45:17.828	

P14 11		Josh HARVEY		Yamaha - NR Racing			
IDEAL LAP TIME : 1:57.787		BEST LAP TIME : 1:58.253		DIFFERENCE : 0.466			
LAP	SECTOR 1	SECTOR 2	LAP TIME	MPH	DIFF	TIME OF DAY	
1 -	1:13.792	50.790	2:04.582	62.99	6.329	10:35:17.437	
2 -	<b>1:08.598</b>	49.655	<b>1:58.253 (1)</b>	<b>66.36</b>		<b>10:37:15.690</b>	
3 -	1:08.827	49.686	1:58.513 (3)	66.22	0.260	10:39:14.203	
4 -	1:09.223	49.246	1:58.469 (2)	66.24	0.216	10:41:12.672	
5 -	1:11.244	<b>49.189</b>	2:00.433	65.16	2.180	10:43:13.105	
6 -	1:10.264	IN PIT	2:44.677 P	47.65	46.424	10:45:57.782	

P15 61 R		Siobhan FLYNN		Yamaha - SKF Express Ltd			
IDEAL LAP TIME : 1:57.724		BEST LAP TIME : 1:58.725		DIFFERENCE : 1.001			
LAP	SECTOR 1	SECTOR 2	LAP TIME	MPH	DIFF	TIME OF DAY	
1 -	1:14.227	52.093	2:06.320	62.12	7.595	10:35:18.078	
2 -	1:10.767	<b>49.199</b>	1:59.966 (3)	65.41	1.241	10:37:18.044	
3 -	<b>1:08.525</b>	50.200	<b>1:58.725 (1)</b>	<b>66.10</b>		<b>10:39:16.769</b>	
4 -	1:09.243	50.402	1:59.645 (2)	65.59	0.920	10:41:16.414	
5 -	1:09.794	50.619	2:00.413	65.17	1.688	10:43:16.827	
6 -	1:10.251	50.143	2:00.394	65.18	1.669	10:45:17.221	

P16 56 C		Michael MILLS		Yamaha - A51 Racing			
IDEAL LAP TIME : 1:59.035		BEST LAP TIME : 1:59.035		DIFFERENCE : 0.000			
LAP	SECTOR 1	SECTOR 2	LAP TIME	MPH	DIFF	TIME OF DAY	
1 -	1:14.302	50.916	2:05.218	62.67	6.183	10:35:16.240	
2 -	<b>1:09.140</b>	<b>49.895</b>	<b>1:59.035 (1)</b>	<b>65.93</b>		<b>10:37:15.275</b>	
3 -	1:09.889	50.635	2:00.524	65.11	1.489	10:39:15.799	
4 -	1:09.716	50.571	2:00.287 (3)	65.24	1.252	10:41:16.086	
5 -	1:09.233	50.831	2:00.064 (2)	65.36	1.029	10:43:16.150	
6 -	1:12.405	52.522	2:04.927	62.82	5.892	10:45:21.077	

P17 164 R		David LENEHAN		Yamaha - Gradewell Plant & Haulage			
IDEAL LAP TIME : 1:59.499		BEST LAP TIME : 2:00.222		DIFFERENCE : 0.723			
LAP	SECTOR 1	SECTOR 2	LAP TIME	MPH	DIFF	TIME OF DAY	
1 -	1:18.512	56.952	2:15.464	57.93	15.242	10:35:47.177	
2 -	1:14.081	54.677	2:08.758	60.95	8.536	10:37:55.935	
3 -	1:12.607	52.851	2:05.458	62.55	5.236	10:40:01.393	
4 -	1:12.234	<b>49.860</b>	2:02.094 (2)	64.27	1.872	10:42:03.487	
5 -	1:10.233	49.989	<b>2:00.222 (1)</b>	<b>65.27</b>		<b>10:44:03.709</b>	
6 -	<b>1:09.639</b>	53.567	2:03.206 (3)	63.69	2.984	10:46:06.915	

P18 53 C		Jason SIGGS		Yamaha - J Siggs Construction			
IDEAL LAP TIME : 2:00.392		BEST LAP TIME : 2:00.392		DIFFERENCE : 0.000			
LAP	SECTOR 1	SECTOR 2	LAP TIME	MPH	DIFF	TIME OF DAY	
1 -	1:16.437	51.050	2:07.487 (3)	61.55	7.095	10:35:22.535	
2 -	<b>1:09.938</b>	<b>50.454</b>	<b>2:00.392 (1)</b>	<b>65.18</b>		<b>10:37:22.927</b>	
3 -	1:12.018	51.609	2:03.627 (2)	63.48	3.235	10:39:26.554	

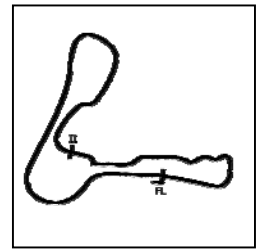
Weather / Track : Cloudy / Wet

Cadwell Park  
Circuit Length = 2.1800 miles  
Start: 10:32 Flag 10:44 End: 10:46

# BMCRC - MRO Championships 2017 - Rnd 9 @ Cadwell Park

## Team Respro MRO 600 inc Clubman 600 & BMCRC Rookie 600

### QUALIFYING - SECTOR ANALYSIS



SECTOR 1 = FL to I1, SECTOR 2 = I1 to FL, DIFF = Difference To Personal Best Lap, P = Crossed Finish Line in Pit Lane, D = Time Disallowed

4 - 1:16.117 2:44.240 4:00.357 32.65 1:59.965 10:43:26.911

P19 192 C		Daniel MOFFA		Triumph - DM Racing			
IDEAL LAP TIME : 2:00.568		BEST LAP TIME : 2:00.568		DIFFERENCE : 0.000			
LAP	SECTOR 1	SECTOR 2	LAP TIME	MPH	DIFF	TIME OF DAY	
1 -	1:20.012	55.292	2:15.304	58.00	14.736	10:35:35.015	
2 -	1:14.031	52.225	2:06.256	62.15	5.688	10:37:41.271	
3 -	1:12.386	51.083	2:03.469 (2)	63.56	2.901	10:39:44.740	
4 -	1:13.575	52.236	2:05.811	62.37	5.243	10:41:50.551	
5 -	1:12.357	51.511	2:03.868 (3)	63.35	3.300	10:43:54.419	
6 -	<b>1:09.612</b>	<b>50.956</b>	<b>2:00.568 (1)</b>	<b>65.09</b>		<b>10:45:54.987</b>	

P20 137 R		Gavin BACK		Yamaha - C&G racing			
IDEAL LAP TIME : 2:01.245		BEST LAP TIME : 2:01.245		DIFFERENCE : 0.000			
LAP	SECTOR 1	SECTOR 2	LAP TIME	MPH	DIFF	TIME OF DAY	
1 -	1:22.045	53.902	2:15.947	57.72	14.702	10:35:49.343	
2 -	1:13.302	53.694	2:06.996 (3)	61.79	5.751	10:37:56.339	
3 -	1:13.386	52.896	2:06.282 (2)	62.14	5.037	10:40:02.621	
4 -	<b>1:11.136</b>	<b>50.109</b>	<b>2:01.245 (1)</b>	<b>64.72</b>		<b>10:42:03.866</b>	

P21 222 R		Matthew EPPS		Yamaha - M.E Vehicle Repairs			
IDEAL LAP TIME : 2:02.070		BEST LAP TIME : 2:02.161		DIFFERENCE : 0.091			
LAP	SECTOR 1	SECTOR 2	LAP TIME	MPH	DIFF	TIME OF DAY	
1 -	1:18.327	55.283	2:13.610	58.73	11.449	10:35:38.950	
2 -	1:12.927	52.600	2:05.527	62.52	3.366	10:37:44.477	
3 -	1:11.393	51.946	2:03.339 (2)	63.63	1.178	10:39:47.816	
4 -	<b>1:10.999</b>	52.498	2:03.497 (3)	63.54	1.336	10:41:51.313	
5 -	1:12.370	51.348	2:03.718	63.43	1.557	10:43:55.031	
6 -	1:11.090	<b>51.071</b>	<b>2:02.161 (1)</b>	<b>64.24</b>		<b>10:45:57.192</b>	

P22 126 R		Anthony CLACK		Suzuki -			
IDEAL LAP TIME : 2:03.021		BEST LAP TIME : 2:03.285		DIFFERENCE : 0.264			
LAP	SECTOR 1	SECTOR 2	LAP TIME	MPH	DIFF	TIME OF DAY	
1 -	1:20.963	54.286	2:15.249	58.02	11.964	10:35:36.234	
2 -	1:15.606	54.439	2:10.045	60.34	6.760	10:37:46.279	
3 -	1:12.660	53.349	2:06.009 (3)	62.28	2.724	10:39:52.288	
4 -	<b>1:11.105</b>	52.180	<b>2:03.285 (1)</b>	<b>63.65</b>		<b>10:41:55.573</b>	
5 -	1:11.741	<b>51.916</b>	2:03.657 (2)	63.46	0.372	10:43:59.230	
6 -	1:13.264	53.265	2:06.529	62.02	3.244	10:46:05.759	

P23 119 R		Simon HEALEY		Yamaha - Popular Tyres / Steam Packet			
IDEAL LAP TIME : 2:03.424		BEST LAP TIME : 2:03.424		DIFFERENCE : 0.000			
LAP	SECTOR 1	SECTOR 2	LAP TIME	MPH	DIFF	TIME OF DAY	
1 -	1:19.651	58.908	2:18.559	56.64	15.135	10:35:42.344	
2 -	1:11.774	53.585	2:05.359 (3)	62.60	1.935	10:37:47.703	
3 -	1:12.001	53.426	2:05.427	62.57	2.003	10:39:53.130	
4 -	1:11.507	52.616	2:04.123 (2)	63.22	0.699	10:41:57.253	
5 -	<b>1:11.075</b>	<b>52.349</b>	<b>2:03.424 (1)</b>	<b>63.58</b>		<b>10:44:00.677</b>	
6 -	1:12.372	53.894	2:06.266	62.15	2.842	10:46:06.943	

P24 64 R		Rob SALTNER		Yamaha - Universal Tyres & Autocentres			
IDEAL LAP TIME : 2:04.065		BEST LAP TIME : 2:04.065		DIFFERENCE : 0.000			
LAP	SECTOR 1	SECTOR 2	LAP TIME	MPH	DIFF	TIME OF DAY	
1 -	1:18.792	54.343	2:13.135	58.94	9.070	10:35:29.050	
2 -	1:14.139	54.111	2:08.250	61.19	4.185	10:37:37.300	
3 -	1:13.475	53.400	2:06.875 (3)	61.85	2.810	10:39:44.175	
4 -	1:13.698	52.561	2:06.259 (2)	62.15	2.194	10:41:50.434	
5 -	<b>1:12.027</b>	<b>52.038</b>	<b>2:04.065 (1)</b>	<b>63.25</b>		<b>10:43:54.499</b>	

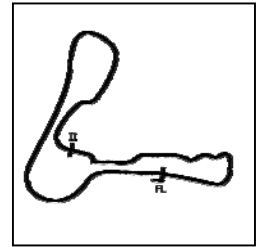
Weather / Track : Cloudy / Wet

Cadwell Park  
Circuit Length = 2.1800 miles  
Start: 10:32 Flag 10:44 End: 10:46

# BMCRC - MRO Championships 2017 - Rnd 9 @ Cadwell Park

## Team Respro MRO 600 inc Clubman 600 & BMCRC Rookie 600

### QUALIFYING - SECTOR ANALYSIS



SECTOR 1 = FL to I1, SECTOR 2 = I1 to FL, DIFF = Difference To Personal Best Lap, P = Crossed Finish Line in Pit Lane, D = Time Disallowed

6 - 1:14.993 53.056 2:08.049 61.28 3.984 10:46:02.548

P25 22 R Rob FARMER			Yamaha - Obsession Engineering			
IDEAL LAP TIME : 2:04.909		BEST LAP TIME : 2:04.909		DIFFERENCE : 0.000		
LAP	SECTOR 1	SECTOR 2	LAP TIME	MPH	DIFF	TIME OF DAY
1 -	1:20.328	56.517	2:16.845	57.35	11.936	10:35:47.796
2 -	1:16.661	53.915	2:10.576	60.10	5.667	10:37:58.372
3 -	1:13.572	54.164	2:07.736	61.43	2.827	10:40:06.108
4 -	1:13.345	54.045	2:07.390 (2)	61.60	2.481	10:42:13.498
5 -	1:14.596	53.047	2:07.643 (3)	61.48	2.734	10:44:21.141
6 -	<b>1:12.767</b>	<b>52.142</b>	<b>2:04.909 (1)</b>	<b>62.83</b>		<b>10:46:26.050</b>

P26 50 Kris MURPHY			Yamaha - Rocksaw Racing - Hacker - Savage Squirrel			
IDEAL LAP TIME : 2:05.076		BEST LAP TIME : 2:05.214		DIFFERENCE : 0.138		
LAP	SECTOR 1	SECTOR 2	LAP TIME	MPH	DIFF	TIME OF DAY
1 -	1:17.512	57.864	2:15.376	57.97	10.162	10:35:45.388
2 -	1:15.091	55.179	2:10.270	60.24	5.056	10:37:55.658
3 -	1:14.031	54.961	2:08.992	60.84	3.778	10:40:04.650
4 -	1:12.284	<b>53.570</b>	2:05.854 (2)	62.35	0.640	10:42:10.504
5 -	1:12.880	53.927	2:06.807 (3)	61.88	1.593	10:44:17.311
6 -	<b>1:11.506</b>	53.708	<b>2:05.214 (1)</b>	<b>62.67</b>		<b>10:46:22.525</b>

P27 101 R Tom WISKEN			Yamaha -			
IDEAL LAP TIME : 2:05.149		BEST LAP TIME : 2:05.236		DIFFERENCE : 0.087		
LAP	SECTOR 1	SECTOR 2	LAP TIME	MPH	DIFF	TIME OF DAY
1 -	1:20.359	58.328	2:18.687	56.58	13.451	10:35:43.505
2 -	1:15.751	55.022	2:10.773	60.01	5.537	10:37:54.278
3 -	1:14.210	54.916	2:09.126	60.77	3.890	10:40:03.404
4 -	1:13.120	<b>53.705</b>	2:06.825 (2)	61.88	1.589	10:42:10.229
5 -	1:12.774	54.051	2:06.825 (2)	61.88	1.589	10:44:17.054
6 -	<b>1:11.444</b>	53.792	<b>2:05.236 (1)</b>	<b>62.66</b>		<b>10:46:22.290</b>

P28 16 R/C Ollie SHOTTON			Kawasaki -			
IDEAL LAP TIME : 2:05.371		BEST LAP TIME : 2:05.578		DIFFERENCE : 0.207		
LAP	SECTOR 1	SECTOR 2	LAP TIME	MPH	DIFF	TIME OF DAY
1 -	1:19.279	59.640	2:18.919	56.49	13.341	10:35:42.192
2 -	1:16.166	54.612	2:10.778	60.01	5.200	10:37:52.970
3 -	1:14.690	55.009	2:09.699	60.50	4.121	10:40:02.669
4 -	1:13.096	53.153	2:06.249 (2)	62.16	0.671	10:42:08.918
5 -	1:13.271	<b>53.044</b>	2:06.315 (3)	62.13	0.737	10:44:15.233
6 -	<b>1:12.327</b>	53.251	<b>2:05.578 (1)</b>	<b>62.49</b>		<b>10:46:20.811</b>

P29 181 R Gary CROFT			Yamaha - Big G Racing & Little e			
IDEAL LAP TIME : 2:05.657		BEST LAP TIME : 2:06.195		DIFFERENCE : 0.538		
LAP	SECTOR 1	SECTOR 2	LAP TIME	MPH	DIFF	TIME OF DAY
1 -	1:18.468	58.402	2:16.870	57.33	10.675	10:35:45.000
2 -	1:14.688	55.536	2:10.224	60.26	4.029	10:37:55.224
3 -	1:14.020	56.517	2:10.537	60.12	4.342	10:40:05.761
4 -	1:12.551	<b>53.644</b>	<b>2:06.195 (1)</b>	<b>62.19</b>		<b>10:42:11.956</b>
5 -	<b>1:12.013</b>	54.596	2:06.609 (3)	61.98	0.414	10:44:18.565
6 -	1:12.743	53.678	2:06.421 (2)	62.07	0.226	10:46:24.986

P30 9 C Duncan GROVE			Yamaha -			
IDEAL LAP TIME : 2:05.849		BEST LAP TIME : 2:06.635		DIFFERENCE : 0.786		
LAP	SECTOR 1	SECTOR 2	LAP TIME	MPH	DIFF	TIME OF DAY
1 -	1:18.722	57.253	2:15.975	57.71	9.340	10:35:46.988
2 -	1:17.032	54.115	2:11.147 (3)	59.84	4.512	10:37:58.135
3 -	1:13.093	54.629	2:07.722 (2)	61.44	1.087	10:40:05.857

Weather / Track : Cloudy / Wet

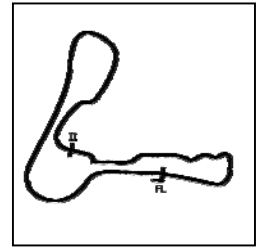
Cadwell Park  
Circuit Length = 2.1800 miles  
Start: 10:32 Flag 10:44 End: 10:46



# BMCRC - MRO Championships 2017 - Rnd 9 @ Cadwell Park

Team Respro MRO 600 inc Clubman 600 & BMCRC Rookie 600

## QUALIFYING - SECTOR ANALYSIS



SECTOR 1 = FL to I1, SECTOR 2 = I1 to FL, DIFF = Difference To Personal Best Lap, P = Crossed Finish Line in Pit Lane, D = Time Disallowed

4 - 1:13.362 53.273 2:06.635 (1) 61.97 10:42:12.492

<b>P31</b>	<b>143 R</b>	<b>Daire PRENDERGAST</b>		Kawasaki - Emerald Plant Services		
IDEAL LAP TIME : 2:14.297		BEST LAP TIME : 2:14.297		DIFFERENCE : 0.000		
LAP	SECTOR 1	SECTOR 2	LAP TIME	MPH	DIFF	TIME OF DAY
1 -	1:16.156	58.141	2:14.297 (1)	58.43		10:35:43.672

<b>P32</b>	<b>14 R</b>	<b>Carl BELL</b>		Honda - Transport Compliance UK		
IDEAL LAP TIME : 2:23.485		BEST LAP TIME : 2:23.485		DIFFERENCE : 0.000		
LAP	SECTOR 1	SECTOR 2	LAP TIME	MPH	DIFF	TIME OF DAY
1 -	1:29.688	1:00.720	2:30.408	52.17	6.923	10:36:08.108
2 -	<b>1:23.708</b>	<b>59.777</b>	<b>2:23.485 (1)</b>	<b>54.69</b>		<b>10:38:31.593</b>
3 -	1:25.230	1:00.318	2:25.548 (2)	53.92	2.063	10:40:57.141
4 -	1:27.294	1:01.323	2:28.617 (3)	52.80	5.132	10:43:25.758

# BMCRC - MRO Championships 2017 - Rnd 9 @ Cadwell Park

## Team Respro MRO 600 inc Clubman 600 & BMCRC Rookie 600

### QUALIFYING - BEST SECTORS

SECTOR 1			SECTOR 2			IDEAL / BEST COMPARISON						
POS	NO	NAME	TIME	NO	NAME	TIME	POS	NO	NAME	IDEAL	BEST	DIFF
									<b>PERFECT LAP</b>	<b>1:48.755</b>		
1	127	TINKLER	1:03.031	127	TINKLER	45.724	1	127	TINKLER	1:48.755	1:48.943	0.188
2	10	WILBY	1:04.702	10	WILBY	46.501	2	10	WILBY	1:51.203	1:52.897	1.694
3	777	WILLIAMS	1:05.352	226	HARTGROVE	47.577	3	777	WILLIAMS	1:53.336	1:53.476	0.140
4	32	PERRY	1:06.557	46	ROWLINGS	47.585	4	32	PERRY	1:54.623	1:55.711	1.088
5	43	CLARK	1:06.602	44	PLATTON	47.978	5	46	ROWLINGS	1:54.943	1:55.041	0.098
6	82	SMITH	1:06.880	777	WILLIAMS	47.984	6	82	SMITH	1:55.097	1:55.152	0.055
7	62	PATERSON	1:07.281	32	PERRY	48.066	7	43	CLARK	1:55.102	1:55.888	0.786
8	46	ROWLINGS	1:07.358	82	SMITH	48.217	8	226	HARTGROVE	1:55.267	1:55.330	0.063
9	17	BAKER	1:07.461	17	BAKER	48.389	9	17	BAKER	1:55.850	1:56.449	0.599
10	226	HARTGROVE	1:07.690	43	CLARK	48.500	10	62	PATERSON	1:55.956	1:55.956	0.000
11	818	BARKER	1:07.731	62	PATERSON	48.675	11	44	PLATTON	1:56.367	1:56.367	0.000
12	81	DUFFETT	1:08.270	81	DUFFETT	48.773	12	81	DUFFETT	1:57.043	1:57.765	0.722
13	44	PLATTON	1:08.389	11	HARVEY	49.189	13	818	BARKER	1:57.249	1:57.404	0.155
14	61	FLYNN	1:08.525	61	FLYNN	49.199	14	61	FLYNN	1:57.724	1:58.725	1.001
15	11	HARVEY	1:08.598	818	BARKER	49.518	15	11	HARVEY	1:57.787	1:58.253	0.466
16	56	MILLS	1:09.140	164	LENEHAN	49.860	16	56	MILLS	1:59.035	1:59.035	0.000
17	192	MOFFA	1:09.612	56	MILLS	49.895	17	164	LENEHAN	1:59.499	2:00.222	0.723
18	164	LENEHAN	1:09.639	137	BACK	50.109	18	53	SIGGS	2:00.392	2:00.392	0.000
19	53	SIGGS	1:09.938	53	SIGGS	50.454	19	192	MOFFA	2:00.568	2:00.568	0.000
20	222	EPPS	1:10.999	192	MOFFA	50.956	20	137	BACK	2:01.245	2:01.245	0.000
21	119	HEALEY	1:11.075	222	EPPS	51.071	21	222	EPPS	2:02.070	2:02.161	0.091
22	126	CLACK	1:11.105	126	CLACK	51.916	22	126	CLACK	2:03.021	2:03.285	0.264
23	137	BACK	1:11.136	64	SALTMER	52.038	23	119	HEALEY	2:03.424	2:03.424	0.000
24	101	WISKEN	1:11.444	22	FARMER	52.142	24	64	SALTMER	2:04.065	2:04.065	0.000
25	50	MURPHY	1:11.506	119	HEALEY	52.349	25	22	FARMER	2:04.909	2:04.909	0.000
26	181	CROFT	1:12.013	16	SHOTTON	53.044	26	50	MURPHY	2:05.076	2:05.214	0.138
27	64	SALTMER	1:12.027	9	GROVE	53.273	27	101	WISKEN	2:05.149	2:05.236	0.087
28	16	SHOTTON	1:12.327	50	MURPHY	53.570	28	16	SHOTTON	2:05.371	2:05.578	0.207
29	9	GROVE	1:12.576	181	CROFT	53.644	29	181	CROFT	2:05.657	2:06.195	0.538
30	22	FARMER	1:12.767	101	WISKEN	53.705	30	9	GROVE	2:05.849	2:06.635	0.786
31	143	PRENDERGAST	1:16.156	143	PRENDERGAST	58.141	31	143	PRENDERGAST	2:14.297	2:14.297	0.000
32	14	BELL	1:23.708	14	BELL	59.777	32	14	BELL	2:23.485	2:23.485	0.000

Weather / Track : Cloudy / Wet

Results can be found at [www.tsl-timing.com](http://www.tsl-timing.com)

Cadwell Park  
 Circuit Length = 2.1800 miles  
 Start: 10:32 Flag 10:44 End: 10:46

Printed - 10:47 Saturday, 16 September 2017

**BMCRC - MRO Championships 2017 - Rnd 9 @ Cadwell Park**

**Team Respro MRO 600 inc Clubman 600 & BMCRC Rookie 600**

**RACE 5 - GRID (7 Laps)**

ROW 11	31	2:14.297	<b>143</b> Daire PRENDERGAST	32	2:23.485	<b>14</b> Carl BELL	33	
ROW 10				28	2:05.578	<b>16</b> Ollie SHOTTON	29	2:06.195
							30	2:06.635
								<b>9</b> Duncan GROVE
ROW 9	25	2:04.909	<b>22</b> Rob FARMER	26	2:05.214	<b>50</b> Kris MURPHY	27	2:05.236
								<b>101</b> Tom WISKEN
ROW 8				22	2:03.285	<b>126</b> Anthony CLACK	23	2:03.424
							24	2:04.065
								<b>64</b> Rob SALTMER
ROW 7	19	2:00.568	<b>192</b> Daniel MOFFA	20	2:01.245	<b>137</b> Gavin BACK	21	2:02.161
								<b>222</b> Matthew EPPS
ROW 6				16	1:59.035	<b>56</b> Michael MILLS	17	2:00.222
							18	2:00.392
								<b>53</b> Jason SIGGS
ROW 5	13	1:57.765	<b>81</b> Liam DUFFETT	14	1:58.253	<b>11</b> Josh HARVEY	15	1:58.725
								<b>61</b> Siobhan FLYNN
ROW 4				10	1:56.367	<b>44</b> Hayden PLATTON	11	1:56.449
							12	1:57.404
								<b>818</b> Alex BARKER
ROW 3	7	1:55.711	<b>32</b> Ben PERRY	8	1:55.888	<b>43</b> Jon CLARK	9	1:55.956
								<b>62</b> Charlie PATERSON
ROW 2				4	1:55.041	<b>46</b> Harry ROWLINGS	5	1:55.152
							6	1:55.330
								<b>226</b> Adam HARTGROVE
ROW 1	1	1:48.943	<b>127</b> David TINKLER	2	1:52.897	<b>10</b> Paul WILBY	3	1:53.476
								<b>777</b> Mason WILLIAMS
								<b>Pole</b>

Cadwell Park  
Circuit Length = 2.1800 miles

These results are provisional until the conclusion of any judicial and technical matters.

Clerk Of Course :	Timekeeper :
-------------------	--------------

Results can be found at [www.tsl-timing.com](http://www.tsl-timing.com)

Printed - 10:48 Saturday, 16 September 2017



# BMCRC - MRO Championships 2017 - Rnd 9 @ Cadwell Park

## Team Respro MRO 600 inc Clubman 600 & BMCRC Rookie 600

### RACE 5 - CLASSIFICATION

POS	NO	CL	PIC NAME	ENTRY	LAPS	TIME	GAP	DIFF	MPH	BEST	ON
1	127		1 David TINKLER	Yamaha - alltrades/tinklers m/cycles	7	12:57.990			70.61	1:48.720	6
2	10	C	1 Paul WILBY	Kawasaki - MoreMoto	7	13:11.747	13.757	13.757	69.38	1:49.898	6
3	777	C	2 Mason WILLIAMS	Yamaha - MoreMoto	7	13:20.901	22.911	9.154	68.59	1:51.184	7
4	818	R	1 Alex BARKER	Yamaha - AAJ Barker Construction LTD	7	13:29.372	31.382	8.471	67.87	1:51.794	7
5	82	C	3 Andrew SMITH	Suzuki - 5 Club Racing / Challenger Communication	7	13:32.926	34.936	3.554	67.57	1:52.919	7
6	43	R	2 Jon CLARK	Triumph - RJC Motor Services	7	13:33.167	35.177	0.241	67.55	1:52.854	7
7	11		2 Josh HARVEY	Yamaha - NR Racing	7	13:34.094	36.104	0.927	67.48	1:53.234	7
8	46		3 Harry ROWLINGS	Triumph - Bernard Elliott racing / Steve Jordan moto	7	13:39.969	41.979	5.875	66.99	1:54.500	7
9	56	C	4 Michael MILLS	Yamaha - A51 Racing	7	13:44.829	46.839	4.860	66.60	1:53.260	6
10	62	R/C	1 Charlie PATERSON	Yamaha - Black Widow Exhausts/ TLSS (Total Loss)	7	13:51.076	53.086	6.247	66.10	1:55.653	5
11	17	C	5 Philip BAKER	Triumph - Ashford accident repair center	7	13:51.404	53.414	0.328	66.07	1:55.783	7
12	226		4 Adam HARTGROVE	Yamaha - Technical lifting services limited	7	13:52.580	54.590	1.176	65.98	1:56.639	3
13	32	R/C	2 Ben PERRY	Kawasaki - Truck Care UK Braddon Contracts Ltd N	7	14:04.629	1:06.639	12.049	65.04	1:55.466	6
14	53	C	6 Jason SIGGS	Yamaha - J Siggs Construction	7	14:11.446	1:13.456	6.817	64.52	1:57.093	6
15	164	R	3 David LENEHAN	Yamaha - Gradewell Plant & Haulage	7	14:13.312	1:15.322	1.866	64.38	1:56.689	7
16	61	R	4 Siobhan FLYNN	Yamaha - SKF Express Ltd	7	14:13.808	1:15.818	0.496	64.34	1:56.979	5
17	192	C	7 Daniel MOFFA	Triumph - DM Racing	7	14:14.831	1:16.841	1.023	64.26	1:56.830	7
18	9	C	8 Duncan GROVE	Yamaha -	7	14:17.258	1:19.268	2.427	64.08	1:55.880	7
19	81	C	9 Liam DUFFETT	Kawasaki - MFM Track Bikes	7	14:18.110	1:20.120	0.852	64.02	2:00.032	6
20	222	R	5 Matthew EPPS	Yamaha - M.E Vehicle Repairs	7	14:21.533	1:23.543	3.423	63.76	1:58.829	7
21	16	R/C	3 Ollie SHOTTON	Kawasaki -	7	14:21.826	1:23.836	0.293	63.74	1:57.322	7
22	119	R	6 Simon HEALEY	Yamaha - Popular Tyres / Steam Packet	7	14:40.140	1:42.150	18.314	62.41	2:00.734	6
23	126	R	7 Anthony CLACK	Suzuki -	7	14:47.115	1:49.125	6.975	61.92	2:03.061	7
24	50		5 Kris MURPHY	Yamaha - Rocksaw Racing - Hacker - Savage Squir	7	14:47.346	1:49.356	0.231	61.91	2:00.749	6
25	143	R	8 Daire PRENDERGAST	Kawasaki - Emerald Plant Services	7	14:55.790	1:57.800	8.444	61.32	2:01.370	7
26	22	R	9 Rob FARMER	Yamaha - Obsession Engineering	7	14:59.588	2:01.598	3.798	61.06	2:01.883	6
27	181	R	10 Gary CROFT	Yamaha - Big G Racing & Little e	6	13:00.215	1 Lap	1 Lap	60.35	2:03.203	6
28	64	R	11 Rob SALTNER	Yamaha - Universal Tyres & Autocentres	6	13:03.561	1 Lap	3.346	60.09	2:04.290	6
29	101	R	12 Tom WISKEN	Yamaha -	6	13:06.736	1 Lap	3.175	59.85	2:05.925	6

#### NOT CLASSIFIED

DNF	44		Hayden PLATTON	Kawasaki - NR Racing	2	3:58.648	5 Laps	4 Laps	65.77	1:56.569	2
-----	----	--	----------------	----------------------	---	----------	--------	--------	-------	----------	---

#### FASTEST LAP

127			David TINKLER	Yamaha - alltrades/tinklers m/cycles	6	1:48.720		72.18 mph		116.17 kph
10	C		Paul WILBY	Kawasaki - MoreMoto	6	1:49.898		71.41 mph		114.92 kph
818	R		Alex BARKER	Yamaha - AAJ Barker Construction LTD	7	1:51.794		70.20 mph		112.97 kph
32	R/C		Ben PERRY	Kawasaki - Truck Care UK Braddon Contracts Ltd N	6	1:55.466		67.96 mph		109.38 kph

Class - 90% of Race Speed = 63.54 mph  
 Class C - 90% of Race Speed = 62.44 mph  
 Class R - 90% of Race Speed = 61.08 mph

Cadwell Park  
 Circuit Length = 2.1800 miles  
 Start: 14:11 Flag 14:24 End: 14:26

Weather / Track : Cloudy / Wet  
 These results are provisional until the conclusion of any judicial and technical matters.

Clerk Of Course :	Timekeeper :
-------------------	--------------

Results can be found at [www.tsl-timing.com](http://www.tsl-timing.com)

Printed - 14:27 Saturday, 16 September 2017



# BMCRC - MRO Championships 2017 - Rnd 9 @ Cadwell Park

## Team Respro MRO 600 inc Clubman 600 & BMCRC Rookie 600

### RACE 5 - LAP CHART

LAP 1 @ 14:13:28.473			22	46.599	2:09.439	101	1:25.166	2:09.358	LAP 7 @ 14:24:29.962		
NO	BEHIND	LAP TIME	LAP 3 @ 14:17:10.609			LAP 5 @ 14:20:50.417			NO	BEHIND	LAP TIME
127		1:56.501	127		1:50.391	127		1:49.425	127		1:50.825
10	4.532	2:01.033	10	6.905	1:52.054	10	11.863	1:52.016	181	1 Lap	2:03.203
777	4.750	2:01.251	777	12.964	1:54.744	777	19.267	1:52.605	64	1 Lap	2:04.290
46	4.970	2:01.471	46	15.276	1:56.222	818	27.255	1:53.527	101	1 Lap	2:05.925
44	5.578	2:02.079	82	17.090	1:55.053	82	28.212	1:54.847	10	13.757	1:51.541
82	7.143	2:03.644	43	17.586	1:55.143	43	28.918	1:54.789	777	22.911	1:51.184
43	8.056	2:04.557	818	17.896	1:54.425	11	29.178	1:54.861	818	31.382	1:51.794
818	8.499	2:05.000	11	20.070	1:54.886	46	31.232	1:58.001	82	34.936	1:52.919
226	9.236	2:05.737	226	21.657	1:56.639	56	38.863	1:55.842	43	35.177	1:52.854
17	9.702	2:06.203	56	26.059	1:57.588	226	39.018	1:58.820	11	36.104	1:53.234
11	10.045	2:06.546	17	26.575	1:58.440	17	40.090	1:56.602	46	41.979	1:54.500
62	11.664	2:08.165	62	28.397	1:58.193	62	40.277	1:55.653	56	46.839	1:54.261
56	11.768	2:08.269	81	36.239	2:01.065	32	54.207	1:56.953	62	53.086	1:56.651
81	14.803	2:11.304	53	36.797	2:00.669	81	57.627	2:00.466	17	53.414	1:55.783
164	15.317	2:11.818	32	37.531	2:00.754	53	58.032	2:00.038	226	54.590	1:58.308
53	16.141	2:12.642	164	38.834	2:02.117	61	59.802	1:56.979	32	1:06.639	1:56.511
222	16.878	2:13.379	222	40.866	2:02.221	164	1:00.415	1:59.587	53	1:13.456	1:57.876
32	17.523	2:14.024	61	41.203	2:02.137	192	1:01.340	1:57.669	164	1:15.322	1:56.689
61	17.756	2:14.257	9	41.569	2:01.962	222	1:04.753	2:01.058	61	1:15.818	1:57.423
192	19.197	2:15.698	192	42.085	2:02.051	9	1:05.051	2:00.968	192	1:16.841	1:56.830
9	19.437	2:15.938	16	48.425	2:01.707	16	1:07.963	1:58.801	9	1:19.268	1:55.880
64	22.791	2:19.292	126	52.880	2:04.811	119	1:19.903	2:00.996	81	1:20.120	2:02.006
126	23.169	2:19.670	119	53.503	2:04.561	126	1:21.717	2:03.289	222	1:23.543	1:58.829
16	23.723	2:20.224	64	1:01.637	2:08.921	50	1:25.967	2:01.470	16	1:23.836	1:57.322
119	23.987	2:20.488	50	1:01.862	2:07.578	143	1:32.419	2:04.535	119	1:42.150	2:01.058
101	26.115	2:22.616	143	1:02.574	2:07.535	22	1:37.375	2:04.612	126	1:49.125	2:03.061
143	26.878	2:23.379	181	1:03.966	2:08.015	181	1:38.567	2:06.503	50	1:49.356	2:02.185
181	28.029	2:24.530	22	1:04.752	2:08.544	64	1:40.826	2:09.454	143	1:57.800	2:01.370
50	28.203	2:24.704	101	1:06.191	2:12.042	101	1:42.366	2:06.625	22	2:01.598	2:01.885
22	28.905	2:25.406									

LAP 2 @ 14:15:20.218			LAP 4 @ 14:19:00.992			LAP 6 @ 14:22:39.137		
NO	BEHIND	LAP TIME	NO	BEHIND	LAP TIME	NO	BEHIND	LAP TIME
127		1:51.745	127		1:50.383	127		1:48.720
10	5.242	1:52.455	10	9.272	1:52.750	10	13.041	1:49.898
777	8.611	1:55.606	777	16.087	1:53.506	777	22.552	1:52.005
46	9.445	1:56.220	46	22.656	1:57.763	818	30.413	1:51.878
44	10.402	1:56.569	82	22.790	1:56.083	82	32.842	1:53.350
82	12.428	1:57.030	818	23.153	1:55.640	43	33.148	1:52.950
43	12.834	1:56.523	43	23.554	1:56.351	11	33.695	1:53.237
818	13.862	1:57.108	11	23.742	1:54.055	46	38.304	1:55.792
226	15.409	1:57.918	226	29.623	1:58.349	56	43.403	1:53.260
11	15.575	1:57.275	56	32.446	1:56.770	226	47.107	1:56.809
17	18.526	2:00.569	17	32.913	1:56.721	62	47.260	1:55.703
56	18.862	1:58.839	62	34.049	1:56.035	17	48.456	1:57.086
62	20.595	2:00.676	81	46.586	2:00.730	32	1:00.953	1:55.466
81	25.565	2:02.507	32	46.679	1:59.531	53	1:06.405	1:57.093
53	26.519	2:02.123	53	47.419	2:01.005	81	1:08.939	2:00.032
164	27.108	2:03.536	164	50.253	2:01.802	61	1:09.220	1:58.138
32	27.168	2:01.390	61	52.248	2:01.428	164	1:09.458	1:57.763
222	29.036	2:03.903	192	53.096	2:01.394	192	1:10.836	1:58.216
61	29.457	2:03.446	222	53.120	2:02.637	9	1:14.213	1:57.882
9	29.998	2:02.306	9	53.508	2:02.322	222	1:15.539	1:59.506
192	30.425	2:02.973	16	58.587	2:00.545	16	1:17.339	1:58.096
16	37.109	2:05.131	126	1:07.853	2:05.356	119	1:31.917	2:00.734
126	38.460	2:07.036	119	1:08.332	2:05.212	126	1:36.889	2:03.892
119	39.333	2:07.091	50	1:13.922	2:02.443	50	1:37.996	2:00.749
64	43.107	2:12.061	143	1:17.309	2:05.118	143	1:47.255	2:03.556
101	44.540	2:10.170	64	1:20.797	2:09.543	22	1:50.538	2:01.883
50	44.675	2:08.217	181	1:21.489	2:07.906			
143	45.430	2:10.297	22	1:22.188	2:07.819			
181	46.342	2:10.058						

Cadwell Park

Circuit Length = 2.1800 miles

Start: 14:11 Flag 14:24 End: 14:26

Weather / Track : Cloudy / Wet

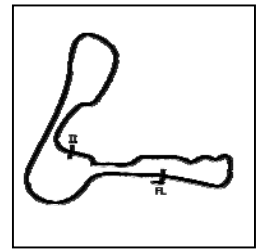
Results can be found at [www.tsl-timing.com](http://www.tsl-timing.com)

Printed - 14:28 Saturday, 16 September 2017

# BMCRC - MRO Championships 2017 - Rnd 9 @ Cadwell Park

Team Respro MRO 600 inc Clubman 600 & BMCRC Rookie 600

## RACE 5 - SECTOR ANALYSIS



SECTOR 1 = FL to I1, SECTOR 2 = I1 to FL, DIFF = Difference To Personal Best Lap, P = Crossed Finish Line in Pit Lane, D = Time Disallowed

P1 127		David TINKLER		Yamaha - alltrades/tinklers m/cycles		
IDEAL LAP TIME : 1:48.720		BEST LAP TIME : 1:48.720		DIFFERENCE : 0.000		
LAP	SECTOR 1	SECTOR 2	LAP TIME	MPH	DIFF	TIME OF DAY
1 -		46.723	1:56.501	67.36	7.781	14:13:28.473
2 -	1:05.465	46.280	1:51.745	70.23	3.025	14:15:20.218
3 -	1:03.962	46.429	1:50.391	71.09	1.671	14:17:10.609
4 -	1:03.962	46.421	1:50.383 (3)	71.09	1.663	14:19:00.992
5 -	1:03.580	45.845	1:49.425 (2)	71.72	0.705	14:20:50.417
6 -	<b>1:03.090</b>	<b>45.630</b>	<b>1:48.720 (1)</b>	<b>72.18</b>		<b>14:22:39.137</b>
7 -	1:04.186	46.639	1:50.825	70.81	2.105	14:24:29.962

P2 10 C		Paul WILBY		Kawasaki - MoreMoto		
IDEAL LAP TIME : 1:49.898		BEST LAP TIME : 1:49.898		DIFFERENCE : 0.000		
LAP	SECTOR 1	SECTOR 2	LAP TIME	MPH	DIFF	TIME OF DAY
1 -		49.107	2:01.033	64.84	11.135	14:13:33.005
2 -	1:05.951	46.504	1:52.455	69.78	2.557	14:15:25.460
3 -	1:05.230	46.824	1:52.054	70.03	2.156	14:17:17.514
4 -	1:05.683	47.067	1:52.750	69.60	2.852	14:19:10.264
5 -	1:05.749	46.267	1:52.016 (3)	70.06	2.118	14:21:02.280
6 -	<b>1:04.074</b>	<b>45.824</b>	<b>1:49.898 (1)</b>	<b>71.41</b>		<b>14:22:52.178</b>
7 -	1:04.990	46.551	1:51.541 (2)	70.36	1.643	14:24:43.719

P3 777 C		Mason WILLIAMS		Yamaha - MoreMoto		
IDEAL LAP TIME : 1:51.184		BEST LAP TIME : 1:51.184		DIFFERENCE : 0.000		
LAP	SECTOR 1	SECTOR 2	LAP TIME	MPH	DIFF	TIME OF DAY
1 -		49.600	2:01.251	64.72	10.067	14:13:33.223
2 -	1:06.670	48.936	1:55.606	67.88	4.422	14:15:28.829
3 -	1:06.134	48.610	1:54.744	68.39	3.560	14:17:23.573
4 -	1:05.413	48.093	1:53.506	69.14	2.322	14:19:17.079
5 -	1:04.910	47.695	1:52.605 (3)	69.69	1.421	14:21:09.684
6 -	1:04.761	47.244	1:52.005 (2)	70.06	0.821	14:23:01.689
7 -	<b>1:04.064</b>	<b>47.120</b>	<b>1:51.184 (1)</b>	<b>70.58</b>		<b>14:24:52.873</b>

P4 818 R		Alex BARKER		Yamaha - AAJ Barker Construction LTD		
IDEAL LAP TIME : 1:51.355		BEST LAP TIME : 1:51.794		DIFFERENCE : 0.439		
LAP	SECTOR 1	SECTOR 2	LAP TIME	MPH	DIFF	TIME OF DAY
1 -		49.200	2:05.000	62.78	13.206	14:13:36.972
2 -	1:07.925	49.183	1:57.108	67.01	5.314	14:15:34.080
3 -	1:06.487	47.938	1:54.425	68.58	2.631	14:17:28.505
4 -	1:06.778	48.862	1:55.640	67.86	3.846	14:19:24.145
5 -	1:06.204	47.323	1:53.527 (3)	69.12	1.733	14:21:17.672
6 -	1:05.074	<b>46.804</b>	1:51.878 (2)	70.14	0.084	14:23:09.550
7 -	<b>1:04.551</b>	47.243	<b>1:51.794 (1)</b>	<b>70.20</b>		<b>14:25:01.344</b>

P5 82 C		Andrew SMITH		Suzuki - 5 Club Racing / Challenger Communications		
IDEAL LAP TIME : 1:52.919		BEST LAP TIME : 1:52.919		DIFFERENCE : 0.000		
LAP	SECTOR 1	SECTOR 2	LAP TIME	MPH	DIFF	TIME OF DAY
1 -		49.363	2:03.644	63.47	10.725	14:13:35.616
2 -	1:08.313	48.717	1:57.030	67.06	4.111	14:15:32.646
3 -	1:06.590	48.463	1:55.053	68.21	2.134	14:17:27.699
4 -	1:07.410	48.673	1:56.083	67.60	3.164	14:19:23.782
5 -	1:07.207	47.640	1:54.847 (3)	68.33	1.928	14:21:18.629
6 -	1:05.797	47.553	1:53.350 (2)	69.23	0.431	14:23:11.979
7 -	<b>1:05.472</b>	<b>47.447</b>	<b>1:52.919 (1)</b>	<b>69.50</b>		<b>14:25:04.898</b>

P6 43 R		Jon CLARK		Triumph - RJC Motor Services		
IDEAL LAP TIME : 1:52.854		BEST LAP TIME : 1:52.854		DIFFERENCE : 0.000		
LAP	SECTOR 1	SECTOR 2	LAP TIME	MPH	DIFF	TIME OF DAY

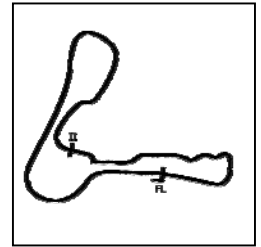
Weather / Track : Cloudy / Wet

Cadwell Park  
Circuit Length = 2.1800 miles  
Start: 14:11 Flag 14:24 End: 14:26

# BMCRC - MRO Championships 2017 - Rnd 9 @ Cadwell Park

Team Respro MRO 600 inc Clubman 600 & BMCRC Rookie 600

## RACE 5 - SECTOR ANALYSIS



SECTOR 1 = FL to I1, SECTOR 2 = I1 to FL, DIFF = Difference To Personal Best Lap, P = Crossed Finish Line in Pit Lane, D = Time Disallowed

1 -		49.818		2:04.557	63.00	11.703	14:13:36.529
2 -	1:07.709	48.814		1:56.523	67.35	3.669	14:15:33.052
3 -	1:06.558	48.585		1:55.143	68.15	2.289	14:17:28.195
4 -	1:07.347	49.004		1:56.351	67.45	3.497	14:19:24.546
5 -	1:07.102	47.687		1:54.789 (3)	68.36	1.935	14:21:19.335
6 -	1:05.670	47.280		1:52.950 (2)	69.48	0.096	14:23:12.285
7 -	<b>1:05.607</b>	<b>47.247</b>		<b>1:52.854 (1)</b>	<b>69.54</b>		<b>14:25:05.139</b>

P7	11	Josh HARVEY		Yamaha - NR Racing			
IDEAL LAP TIME :		BEST LAP TIME :		DIFFERENCE :			
1:52.889		1:53.234		0.345			

LAP	SECTOR 1	SECTOR 2	LAP TIME	MPH	DIFF	TIME OF DAY
1 -		49.598	2:06.546	62.01	13.312	14:13:38.518
2 -	1:09.141	48.134	1:57.275	66.92	4.041	14:15:35.793
3 -	1:07.643	47.243	1:54.886	68.31	1.652	14:17:30.679
4 -	<b>1:05.720</b>	48.335	1:54.055 (3)	68.80	0.821	14:19:24.734
5 -	1:07.175	47.686	1:54.861	68.32	1.627	14:21:19.595
6 -	1:06.068	<b>47.169</b>	1:53.237 (2)	69.30	0.003	14:23:12.832
7 -	1:05.955	47.279	<b>1:53.234 (1)</b>	<b>69.30</b>		<b>14:25:06.066</b>

P8	46	Harry ROWLINGS		Triumph - Bernard Elliott racing / Steve Jordan motorcycles			
IDEAL LAP TIME :		BEST LAP TIME :		DIFFERENCE :			
1:54.500		1:54.500		0.000			

LAP	SECTOR 1	SECTOR 2	LAP TIME	MPH	DIFF	TIME OF DAY
1 -		48.603	2:01.471	64.60	6.971	14:13:33.443
2 -	1:07.867	48.353	1:56.220 (3)	67.52	1.720	14:15:29.663
3 -	1:07.500	48.722	1:56.222	67.52	1.722	14:17:25.885
4 -	1:08.007	49.756	1:57.763	66.64	3.263	14:19:23.648
5 -	1:09.543	48.458	1:58.001	66.50	3.501	14:21:21.649
6 -	1:08.189	47.603	1:55.792 (2)	67.77	1.292	14:23:17.441
7 -	<b>1:06.951</b>	<b>47.549</b>	<b>1:54.500 (1)</b>	<b>68.54</b>		<b>14:25:11.941</b>

P9	56 C	Michael MILLS		Yamaha - A51 Racing			
IDEAL LAP TIME :		BEST LAP TIME :		DIFFERENCE :			
1:53.260		1:53.260		0.000			

LAP	SECTOR 1	SECTOR 2	LAP TIME	MPH	DIFF	TIME OF DAY
1 -		50.455	2:08.269	61.18	15.009	14:13:40.241
2 -	1:09.926	48.913	1:58.839	66.03	5.579	14:15:39.080
3 -	1:08.400	49.188	1:57.588	66.74	4.328	14:17:36.668
4 -	1:08.345	48.425	1:56.770	67.20	3.510	14:19:33.438
5 -	1:07.267	48.575	1:55.842 (3)	67.74	2.582	14:21:29.280
6 -	<b>1:05.728</b>	<b>47.532</b>	<b>1:53.260 (1)</b>	<b>69.29</b>		<b>14:23:22.540</b>
7 -	1:06.322	47.939	1:54.261 (2)	68.68	1.001	14:25:16.801

P10	62 R/C	Charlie PATERSON		Yamaha - Black Widow Exhausts/ TLSS (Total Loss Settlement)			
IDEAL LAP TIME :		BEST LAP TIME :		DIFFERENCE :			
1:55.184		1:55.653		0.469			

LAP	SECTOR 1	SECTOR 2	LAP TIME	MPH	DIFF	TIME OF DAY
1 -		50.773	2:08.165	61.23	12.512	14:13:40.137
2 -	1:10.029	50.647	2:00.676	65.03	5.023	14:15:40.813
3 -	1:08.577	49.616	1:58.193	66.40	2.540	14:17:39.006
4 -	1:07.370	48.665	1:56.035 (3)	67.63	0.382	14:19:35.041
5 -	<b>1:07.144</b>	48.509	<b>1:55.653 (1)</b>	<b>67.85</b>		<b>14:21:30.694</b>
6 -	1:07.663	<b>48.040</b>	1:55.703 (2)	67.82	0.050	14:23:26.397
7 -	1:07.418	49.233	1:56.651	67.27	0.998	14:25:23.048

P11	17 C	Philip BAKER		Triumph - Ashford accident repair center			
IDEAL LAP TIME :		BEST LAP TIME :		DIFFERENCE :			
1:55.783		1:55.783		0.000			

LAP	SECTOR 1	SECTOR 2	LAP TIME	MPH	DIFF	TIME OF DAY
1 -		49.903	2:06.203	62.18	10.420	14:13:38.175
2 -	1:10.465	50.104	2:00.569	65.09	4.786	14:15:38.744
3 -	1:09.512	48.928	1:58.440	66.26	2.657	14:17:37.184
4 -	1:08.485	48.236	1:56.721 (3)	67.23	0.938	14:19:33.905

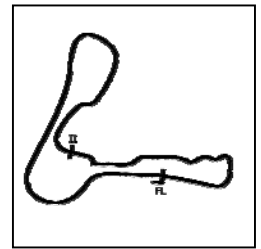
Weather / Track : Cloudy / Wet

Cadwell Park  
Circuit Length = 2.1800 miles  
Start: 14:11 Flag 14:24 End: 14:26

# BMCRC - MRO Championships 2017 - Rnd 9 @ Cadwell Park

## Team Respro MRO 600 inc Clubman 600 & BMCRC Rookie 600

### RACE 5 - SECTOR ANALYSIS



SECTOR 1 = FL to I1, SECTOR 2 = I1 to FL, DIFF = Difference To Personal Best Lap, P = Crossed Finish Line in Pit Lane, D = Time Disallowed

5 -	1:07.722	48.880	1:56.602 (2)	67.30	0.819	14:21:30.507
6 -	1:08.455	48.631	1:57.086	67.02	1.303	14:23:27.593
7 -	<b>1:07.616</b>	<b>48.167</b>	<b>1:55.783 (1)</b>	<b>67.78</b>		<b>14:25:23.376</b>

<b>P12 226</b>	<b>Adam HARTGROVE</b>		Yamaha - Technical lifting services limited			
IDEAL LAP TIME : 1:56.414		BEST LAP TIME : 1:56.639	DIFFERENCE : 0.225			
LAP	SECTOR 1	SECTOR 2	LAP TIME	MPH	DIFF	TIME OF DAY
1 -		50.398	2:05.737	62.41	9.098	14:13:37.709
2 -	1:08.822	49.096	1:57.918 (3)	66.55	1.279	14:15:35.627
3 -	<b>1:08.190</b>	48.449	<b>1:56.639 (1)</b>	<b>67.28</b>		<b>14:17:32.266</b>
4 -	1:09.041	49.308	1:58.349	66.31	1.710	14:19:30.615
5 -	1:09.758	49.062	1:58.820	66.05	2.181	14:21:29.435
6 -	1:08.585	<b>48.224</b>	1:56.809 (2)	67.18	0.170	14:23:26.244
7 -	1:08.706	49.602	1:58.308	66.33	1.669	14:25:24.552

<b>P13 32 R/C</b>	<b>Ben PERRY</b>		Kawasaki - Truck Care UK Braddon Contracts Ltd Moore Hire S			
IDEAL LAP TIME : 1:55.159		BEST LAP TIME : 1:55.466	DIFFERENCE : 0.307			
LAP	SECTOR 1	SECTOR 2	LAP TIME	MPH	DIFF	TIME OF DAY
1 -		55.727	2:14.024	58.55	18.558	14:13:45.996
2 -	1:11.089	50.301	2:01.390	64.65	5.924	14:15:47.386
3 -	1:09.327	51.427	2:00.754	64.99	5.288	14:17:48.140
4 -	1:09.212	50.319	1:59.531	65.65	4.065	14:19:47.671
5 -	1:07.594	49.359	1:56.953 (3)	67.10	1.487	14:21:44.624
6 -	<b>1:05.974</b>	49.492	<b>1:55.466 (1)</b>	<b>67.96</b>		<b>14:23:40.090</b>
7 -	1:07.326	<b>49.185</b>	1:56.511 (2)	67.35	1.045	14:25:36.601

<b>P14 53 C</b>	<b>Jason SIGGS</b>		Yamaha - J Siggs Construction			
IDEAL LAP TIME : 1:57.083		BEST LAP TIME : 1:57.093	DIFFERENCE : 0.010			
LAP	SECTOR 1	SECTOR 2	LAP TIME	MPH	DIFF	TIME OF DAY
1 -		52.167	2:12.642	59.16	15.549	14:13:44.614
2 -	1:11.631	50.492	2:02.123	64.26	5.030	14:15:46.737
3 -	1:09.742	50.927	2:00.669	65.03	3.576	14:17:47.406
4 -	1:11.013	49.992	2:01.005	64.85	3.912	14:19:48.411
5 -	1:09.909	50.129	2:00.038 (3)	65.37	2.945	14:21:48.449
6 -	1:09.006	<b>48.087</b>	<b>1:57.093 (1)</b>	<b>67.02</b>		<b>14:23:45.542</b>
7 -	<b>1:08.996</b>	48.880	1:57.876 (2)	66.57	0.783	14:25:43.418

<b>P15 164 R</b>	<b>David LENEHAN</b>		Yamaha - Gradewell Plant & Haulage			
IDEAL LAP TIME : 1:56.689		BEST LAP TIME : 1:56.689	DIFFERENCE : 0.000			
LAP	SECTOR 1	SECTOR 2	LAP TIME	MPH	DIFF	TIME OF DAY
1 -		52.168	2:11.818	59.53	15.129	14:13:43.790
2 -	1:11.397	52.139	2:03.536	63.52	6.847	14:15:47.326
3 -	1:10.381	51.736	2:02.117	64.26	5.428	14:17:49.443
4 -	1:10.536	51.266	2:01.802	64.43	5.113	14:19:51.245
5 -	1:09.706	49.881	1:59.587 (3)	65.62	2.898	14:21:50.832
6 -	1:07.966	49.797	1:57.763 (2)	66.64	1.074	14:23:48.595
7 -	<b>1:07.752</b>	<b>48.937</b>	<b>1:56.689 (1)</b>	<b>67.25</b>		<b>14:25:45.284</b>

<b>P16 61 R</b>	<b>Siobhan FLYNN</b>		Yamaha - SKF Express Ltd			
IDEAL LAP TIME : 1:56.979		BEST LAP TIME : 1:56.979	DIFFERENCE : 0.000			
LAP	SECTOR 1	SECTOR 2	LAP TIME	MPH	DIFF	TIME OF DAY
1 -		51.237	2:14.257	58.45	17.278	14:13:46.229
2 -	1:12.054	51.392	2:03.446	63.57	6.467	14:15:49.675
3 -	1:10.937	51.200	2:02.137	64.25	5.158	14:17:51.812
4 -	1:11.330	50.098	2:01.428	64.63	4.449	14:19:53.240
5 -	<b>1:07.936</b>	<b>49.043</b>	<b>1:56.979 (1)</b>	<b>67.08</b>		<b>14:21:50.219</b>
6 -	1:08.046	50.092	1:58.138 (3)	66.43	1.159	14:23:48.357
7 -	1:08.044	49.379	1:57.423 (2)	66.83	0.444	14:25:45.780

Weather / Track : Cloudy / Wet

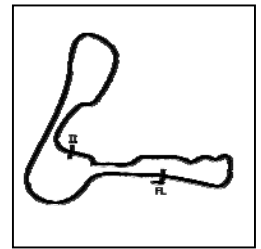
Cadwell Park  
Circuit Length = 2.1800 miles  
Start: 14:11 Flag 14:24 End: 14:26



# BMCRC - MRO Championships 2017 - Rnd 9 @ Cadwell Park

Team Respro MRO 600 inc Clubman 600 & BMCRC Rookie 600

## RACE 5 - SECTOR ANALYSIS



SECTOR 1 = FL to I1, SECTOR 2 = I1 to FL, DIFF = Difference To Personal Best Lap, P = Crossed Finish Line in Pit Lane, D = Time Disallowed

P17 192 C		Daniel MOFFA		Triumph - DM Racing		
IDEAL LAP TIME : 1:56.372		BEST LAP TIME : 1:56.830		DIFFERENCE : 0.458		
LAP	SECTOR 1	SECTOR 2	LAP TIME	MPH	DIFF	TIME OF DAY
1 -		53.163	2:15.698	57.83	18.868	14:13:47.670
2 -	1:12.399	50.574	2:02.973	63.81	6.143	14:15:50.643
3 -	1:10.457	51.594	2:02.051	64.30	5.221	14:17:52.694
4 -	1:10.966	50.428	2:01.394	64.64	4.564	14:19:54.088
5 -	1:07.990	49.679	1:57.669 (2)	66.69	0.839	14:21:51.757
6 -	<b>1:07.808</b>	50.408	1:58.216 (3)	66.38	1.386	14:23:49.973
7 -	1:08.266	<b>48.564</b>	<b>1:56.830 (1)</b>	<b>67.17</b>		<b>14:25:46.803</b>

P18 9 C		Duncan GROVE		Yamaha -		
IDEAL LAP TIME : 1:55.880		BEST LAP TIME : 1:55.880		DIFFERENCE : 0.000		
LAP	SECTOR 1	SECTOR 2	LAP TIME	MPH	DIFF	TIME OF DAY
1 -		51.952	2:15.938	57.73	20.058	14:13:47.910
2 -	1:11.138	51.168	2:02.306	64.16	6.426	14:15:50.216
3 -	1:10.551	51.411	2:01.962	64.34	6.082	14:17:52.178
4 -	1:11.309	51.013	2:02.322	64.15	6.442	14:19:54.500
5 -	1:09.813	51.155	2:00.968 (3)	64.87	5.088	14:21:55.468
6 -	1:08.900	48.982	1:57.882 (2)	66.57	2.002	14:23:53.350
7 -	<b>1:07.360</b>	<b>48.520</b>	<b>1:55.880 (1)</b>	<b>67.72</b>		<b>14:25:49.230</b>

P19 81 C		Liam DUFFETT		Kawasaki - MFM Track Bikes		
IDEAL LAP TIME : 2:00.032		BEST LAP TIME : 2:00.032		DIFFERENCE : 0.000		
LAP	SECTOR 1	SECTOR 2	LAP TIME	MPH	DIFF	TIME OF DAY
1 -		51.782	2:11.304	59.77	11.272	14:13:43.276
2 -	1:11.531	50.976	2:02.507	64.06	2.475	14:15:45.783
3 -	1:10.215	50.850	2:01.065	64.82	1.033	14:17:46.848
4 -	1:10.299	50.431	2:00.730 (3)	65.00	0.698	14:19:47.578
5 -	1:10.230	50.236	2:00.466 (2)	65.14	0.434	14:21:48.044
6 -	<b>1:09.923</b>	<b>50.109</b>	<b>2:00.032 (1)</b>	<b>65.38</b>		<b>14:23:48.076</b>
7 -	1:11.229	50.777	2:02.006	64.32	1.974	14:25:50.082

P20 222 R		Matthew EPPS		Yamaha - M.E Vehicle Repairs		
IDEAL LAP TIME : 1:58.829		BEST LAP TIME : 1:58.829		DIFFERENCE : 0.000		
LAP	SECTOR 1	SECTOR 2	LAP TIME	MPH	DIFF	TIME OF DAY
1 -		52.036	2:13.379	58.84	14.550	14:13:45.351
2 -	1:12.144	51.759	2:03.903	63.34	5.074	14:15:49.254
3 -	1:10.661	51.560	2:02.221	64.21	3.392	14:17:51.475
4 -	1:11.176	51.461	2:02.637	63.99	3.808	14:19:54.112
5 -	1:10.426	50.632	2:01.058 (3)	64.82	2.229	14:21:55.170
6 -	1:09.446	50.060	1:59.506 (2)	65.67	0.677	14:23:54.676
7 -	<b>1:08.971</b>	<b>49.858</b>	<b>1:58.829 (1)</b>	<b>66.04</b>		<b>14:25:53.505</b>

P21 16 R/C		Ollie SHOTTON		Kawasaki -		
IDEAL LAP TIME : 1:57.322		BEST LAP TIME : 1:57.322		DIFFERENCE : 0.000		
LAP	SECTOR 1	SECTOR 2	LAP TIME	MPH	DIFF	TIME OF DAY
1 -		54.312	2:20.224	55.96	22.902	14:13:52.196
2 -	1:12.850	52.281	2:05.131	62.71	7.809	14:15:57.327
3 -	1:09.752	51.955	2:01.707	64.48	4.385	14:17:59.034
4 -	1:09.522	51.023	2:00.545	65.10	3.223	14:19:59.579
5 -	1:08.482	50.319	1:58.801 (3)	66.06	1.479	14:21:58.380
6 -	1:08.192	49.904	1:58.096 (2)	66.45	0.774	14:23:56.476
7 -	<b>1:07.691</b>	<b>49.631</b>	<b>1:57.322 (1)</b>	<b>66.89</b>		<b>14:25:53.798</b>

P22 119 R		Simon HEALEY		Yamaha - Popular Tyres / Steam Packet		
IDEAL LAP TIME : 2:00.537		BEST LAP TIME : 2:00.734		DIFFERENCE : 0.197		
LAP	SECTOR 1	SECTOR 2	LAP TIME	MPH	DIFF	TIME OF DAY

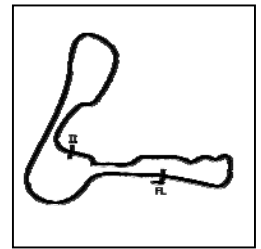
Weather / Track : Cloudy / Wet

Cadwell Park  
Circuit Length = 2.1800 miles  
Start: 14:11 Flag 14:24 End: 14:26

# BMCRC - MRO Championships 2017 - Rnd 9 @ Cadwell Park

## Team Respro MRO 600 inc Clubman 600 & BMCRC Rookie 600

### RACE 5 - SECTOR ANALYSIS



SECTOR 1 = FL to I1, SECTOR 2 = I1 to FL, DIFF = Difference To Personal Best Lap, P = Crossed Finish Line in Pit Lane, D = Time Disallowed

1 -		53.886	2:20.488	55.86	19.754	14:13:52.460
2 -	1:15.529	51.562	2:07.091	61.75	6.357	14:15:59.551
3 -	1:11.894	52.667	2:04.561	63.00	3.827	14:18:04.112
4 -	1:12.458	52.754	2:05.212	62.67	4.478	14:20:09.324
5 -	1:10.120	<b>50.876</b>	2:00.996 (2)	64.86	0.262	14:22:10.320
6 -	<b>1:09.661</b>	51.073	<b>2:00.734 (1)</b>	<b>65.00</b>		<b>14:24:11.054</b>
7 -	1:09.934	51.124	2:01.058 (3)	64.82	0.324	14:26:12.112

P23 126 R		Anthony CLACK		Suzuki -		
IDEAL LAP TIME : 2:02.656		BEST LAP TIME : 2:03.061		DIFFERENCE : 0.405		
LAP	SECTOR 1	SECTOR 2	LAP TIME	MPH	DIFF	TIME OF DAY
1 -		53.978	2:19.670	56.19	16.609	14:13:51.642
2 -	1:14.544	52.492	2:07.036	61.77	3.975	14:15:58.678
3 -	1:12.150	52.661	2:04.811	62.87	1.750	14:18:03.489
4 -	1:12.774	52.582	2:05.356	62.60	2.295	14:20:08.845
5 -	1:11.763	<b>51.526</b>	2:03.289 (2)	63.65	0.228	14:22:12.134
6 -	1:12.003	51.889	2:03.892 (3)	63.34	0.831	14:24:16.026
7 -	<b>1:11.130</b>	51.931	<b>2:03.061 (1)</b>	<b>63.77</b>		<b>14:26:19.087</b>

P24 50		Kris MURPHY		Yamaha - Rocksaw Racing - Hacker - Savage Squirrel		
IDEAL LAP TIME : 2:00.749		BEST LAP TIME : 2:00.749		DIFFERENCE : 0.000		
LAP	SECTOR 1	SECTOR 2	LAP TIME	MPH	DIFF	TIME OF DAY
1 -		55.957	2:24.704	54.23	23.955	14:13:56.676
2 -	1:13.670	54.547	2:08.217	61.20	7.468	14:16:04.893
3 -	1:13.932	53.646	2:07.578	61.51	6.829	14:18:12.471
4 -	1:10.471	51.972	2:02.443	64.09	1.694	14:20:14.914
5 -	1:09.732	51.738	2:01.470 (2)	64.60	0.721	14:22:16.384
6 -	<b>1:09.554</b>	<b>51.195</b>	<b>2:00.749 (1)</b>	<b>64.99</b>		<b>14:24:17.133</b>
7 -	1:10.231	51.954	2:02.185 (3)	64.23	1.436	14:26:19.318

P25 143 R		Daire PRENDERGAST		Kawasaki - Emerald Plant Services		
IDEAL LAP TIME : 2:01.370		BEST LAP TIME : 2:01.370		DIFFERENCE : 0.000		
LAP	SECTOR 1	SECTOR 2	LAP TIME	MPH	DIFF	TIME OF DAY
1 -		55.313	2:23.379	54.73	22.009	14:13:55.351
2 -	1:15.256	55.041	2:10.297	60.23	8.927	14:16:05.648
3 -	1:13.349	54.186	2:07.535	61.53	6.165	14:18:13.183
4 -	1:12.295	52.823	2:05.118	62.72	3.748	14:20:18.301
5 -	1:12.595	51.940	2:04.535 (3)	63.01	3.165	14:22:22.836
6 -	1:12.355	51.201	2:03.556 (2)	63.51	2.186	14:24:26.392
7 -	<b>1:10.718</b>	<b>50.652</b>	<b>2:01.370 (1)</b>	<b>64.66</b>		<b>14:26:27.762</b>

P26 22 R		Rob FARMER		Yamaha - Obsession Engineering		
IDEAL LAP TIME : 2:01.383		BEST LAP TIME : 2:01.883		DIFFERENCE : 0.500		
LAP	SECTOR 1	SECTOR 2	LAP TIME	MPH	DIFF	TIME OF DAY
1 -		55.610	2:25.406	53.97	23.523	14:13:57.378
2 -	1:15.453	53.986	2:09.439	60.63	7.556	14:16:06.817
3 -	1:15.505	53.039	2:08.544	61.05	6.661	14:18:15.361
4 -	1:14.603	53.216	2:07.819	61.39	5.936	14:20:23.180
5 -	1:13.202	51.410	2:04.612 (3)	62.98	2.729	14:22:27.792
6 -	1:11.159	<b>50.724</b>	<b>2:01.883 (1)</b>	<b>64.39</b>		<b>14:24:29.675</b>
7 -	<b>1:10.659</b>	51.226	2:01.885 (2)	64.38	0.002	14:26:31.560

P27 181 R		Gary CROFT		Yamaha - Big G Racing & Little e		
IDEAL LAP TIME : 2:03.203		BEST LAP TIME : 2:03.203		DIFFERENCE : 0.000		
LAP	SECTOR 1	SECTOR 2	LAP TIME	MPH	DIFF	TIME OF DAY
1 -		56.848	2:24.530	54.30	21.327	14:13:56.502
2 -	1:14.562	55.496	2:10.058	60.34	6.855	14:16:06.560
3 -	1:13.055	54.960	2:08.015	61.30	4.812	14:18:14.575
4 -	1:14.376	53.530	2:07.906 (3)	61.35	4.703	14:20:22.481

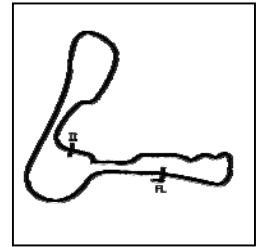
Weather / Track : Cloudy / Wet

Cadwell Park  
Circuit Length = 2.1800 miles  
Start: 14:11 Flag 14:24 End: 14:26

# BMCRC - MRO Championships 2017 - Rnd 9 @ Cadwell Park

Team Respro MRO 600 inc Clubman 600 & BMCRC Rookie 600

## RACE 5 - SECTOR ANALYSIS



SECTOR 1 = FL to I1, SECTOR 2 = I1 to FL, DIFF = Difference To Personal Best Lap, P = Crossed Finish Line in Pit Lane, D = Time Disallowed

5 -	1:13.076	53.427	2:06.503 (2)	62.03	3.300	14:22:28.984
6 -	<b>1:10.424</b>	<b>52.779</b>	<b>2:03.203 (1)</b>	<b>63.70</b>		<b>14:24:32.187</b>

P28 64 R		Rob SALTMER		Yamaha - Universal Tyres & Autocentres			
IDEAL LAP TIME : 2:04.290		BEST LAP TIME : 2:04.290		DIFFERENCE : 0.000			
LAP	SECTOR 1	SECTOR 2	LAP TIME	MPH	DIFF	TIME OF DAY	
1 -		54.647	2:19.292	56.34	15.002	14:13:51.264	
2 -	1:17.643	54.418	2:12.061	59.42	7.771	14:16:03.325	
3 -	1:15.251	53.670	2:08.921 (2)	60.87	4.631	14:18:12.246	
4 -	1:16.168	53.375	2:09.543	60.58	5.253	14:20:21.789	
5 -	1:15.866	53.588	2:09.454 (3)	60.62	5.164	14:22:31.243	
6 -	<b>1:12.352</b>	<b>51.938</b>	<b>2:04.290 (1)</b>	<b>63.14</b>		<b>14:24:35.533</b>	

P29 101 R		Tom WISKEN		Yamaha -			
IDEAL LAP TIME : 2:05.520		BEST LAP TIME : 2:05.925		DIFFERENCE : 0.405			
LAP	SECTOR 1	SECTOR 2	LAP TIME	MPH	DIFF	TIME OF DAY	
1 -		55.355	2:22.616	55.02	16.691	14:13:54.588	
2 -	1:15.464	54.706	2:10.170	60.29	4.245	14:16:04.758	
3 -	1:16.487	55.555	2:12.042	59.43	6.117	14:18:16.800	
4 -	1:14.532	54.826	2:09.358 (3)	60.66	3.433	14:20:26.158	
5 -	1:13.476	<b>53.149</b>	2:06.625 (2)	61.97	0.700	14:22:32.783	
6 -	<b>1:12.371</b>	53.554	<b>2:05.925 (1)</b>	<b>62.32</b>		<b>14:24:38.708</b>	

P30 44		Hayden PLATTON		Kawasaki - NR Racing			
IDEAL LAP TIME : 1:55.263		BEST LAP TIME : 1:56.569		DIFFERENCE : 1.306			
LAP	SECTOR 1	SECTOR 2	LAP TIME	MPH	DIFF	TIME OF DAY	
1 -		48.471	2:02.079	64.28	5.510	14:13:34.051	
2 -	1:08.305	<b>48.264</b>	<b>1:56.569 (1)</b>	<b>67.32</b>		<b>14:15:30.620</b>	

# BMCRC - MRO Championships 2017 - Rnd 9 @ Cadwell Park

## Team Respro MRO 600 inc Clubman 600 & BMCRC Rookie 600

### RACE 5 - BEST SECTORS

SECTOR 1			SECTOR 2			IDEAL / BEST COMPARISON						
POS	NO	NAME	TIME	NO	NAME	TIME	POS	NO	NAME	IDEAL	BEST	DIFF
									<b>PERFECT LAP</b>	<b>1:48.720</b>		
1	127	TINKLER	1:03.090	127	TINKLER	45.630	1	127	TINKLER	1:48.720	1:48.720	0.000
2	777	WILLIAMS	1:04.064	10	WILBY	45.824	2	10	WILBY	1:49.898	1:49.898	0.000
3	10	WILBY	1:04.074	818	BARKER	46.804	3	777	WILLIAMS	1:51.184	1:51.184	0.000
4	818	BARKER	1:04.551	777	WILLIAMS	47.120	4	818	BARKER	1:51.355	1:51.794	0.439
5	82	SMITH	1:05.472	11	HARVEY	47.169	5	43	CLARK	1:52.854	1:52.854	0.000
6	43	CLARK	1:05.607	43	CLARK	47.247	6	11	HARVEY	1:52.889	1:53.234	0.345
7	11	HARVEY	1:05.720	82	SMITH	47.447	7	82	SMITH	1:52.919	1:52.919	0.000
8	56	MILLS	1:05.728	56	MILLS	47.532	8	56	MILLS	1:53.260	1:53.260	0.000
9	32	PERRY	1:05.974	46	ROWLINGS	47.549	9	46	ROWLINGS	1:54.500	1:54.500	0.000
10	46	ROWLINGS	1:06.951	62	PATERSON	48.040	10	32	PERRY	1:55.159	1:55.466	0.307
11	44	PLATTON	1:06.999	53	SIGGS	48.087	11	62	PATERSON	1:55.184	1:55.653	0.469
12	62	PATERSON	1:07.144	17	BAKER	48.167	12	44	PLATTON	1:55.263	1:56.569	1.306
13	9	GROVE	1:07.360	226	HARTGROVE	48.224	13	17	BAKER	1:55.783	1:55.783	0.000
14	17	BAKER	1:07.616	44	PLATTON	48.264	14	9	GROVE	1:55.880	1:55.880	0.000
15	16	SHOTTON	1:07.691	9	GROVE	48.520	15	192	MOFFA	1:56.372	1:56.830	0.458
16	164	LENEHAN	1:07.752	192	MOFFA	48.564	16	226	HARTGROVE	1:56.414	1:56.639	0.225
17	192	MOFFA	1:07.808	164	LENEHAN	48.937	17	164	LENEHAN	1:56.689	1:56.689	0.000
18	61	FLYNN	1:07.936	61	FLYNN	49.043	18	61	FLYNN	1:56.979	1:56.979	0.000
19	226	HARTGROVE	1:08.190	32	PERRY	49.185	19	53	SIGGS	1:57.083	1:57.093	0.010
20	222	EPPS	1:08.971	16	SHOTTON	49.631	20	16	SHOTTON	1:57.322	1:57.322	0.000
21	53	SIGGS	1:08.996	222	EPPS	49.858	21	222	EPPS	1:58.829	1:58.829	0.000
22	50	MURPHY	1:09.554	81	DUFFETT	50.109	22	81	DUFFETT	2:00.032	2:00.032	0.000
23	119	HEALEY	1:09.661	143	PRENDERGAST	50.652	23	119	HEALEY	2:00.537	2:00.734	0.197
24	81	DUFFETT	1:09.923	22	FARMER	50.724	24	50	MURPHY	2:00.749	2:00.749	0.000
25	181	CROFT	1:10.424	119	HEALEY	50.876	25	143	PRENDERGAST	2:01.370	2:01.370	0.000
26	22	FARMER	1:10.659	50	MURPHY	51.195	26	22	FARMER	2:01.383	2:01.883	0.500
27	143	PRENDERGAST	1:10.718	126	CLACK	51.526	27	126	CLACK	2:02.656	2:03.061	0.405
28	126	CLACK	1:11.130	64	SALTMER	51.938	28	181	CROFT	2:03.203	2:03.203	0.000
29	64	SALTMER	1:12.352	181	CROFT	52.779	29	64	SALTMER	2:04.290	2:04.290	0.000
30	101	WISKEN	1:12.371	101	WISKEN	53.149	30	101	WISKEN	2:05.520	2:05.925	0.405

Weather / Track : Cloudy / Wet

Results can be found at [www.tsl-timing.com](http://www.tsl-timing.com)

Cadwell Park

Circuit Length = 2.1800 miles

Start: 14:11 Flag 14:24 End: 14:26

Printed - 14:27 Saturday, 16 September 2017

**BMCRC - MRO Championships 2017 - Rnd 9 @ Cadwell Park**

**Team Respro MRO 600 inc Clubman 600 & BMCRC Rookie 600**

**RACE 13 - GRID (7 Laps)**

ROW 11	31	<b>137</b> Gavin BACK	32	<b>14</b> Carl BELL	33	
ROW 10			28	<b>181</b> Gary CROFT 2:03.203	29	<b>64</b> Rob SALTMER 2:04.290
					30	<b>101</b> Tom WISKEN 2:05.925
ROW 9	25	<b>143</b> Daire PRENDERGAST 2:01.370	26	<b>22</b> Rob FARMER 2:01.883	27	<b>126</b> Anthony CLACK 2:03.061
ROW 8			22	<b>81</b> Liam DUFFETT 2:00.032	23	<b>119</b> Simon HEALEY 2:00.734
					24	<b>50</b> Kris MURPHY 2:00.749
ROW 7	19	<b>53</b> Jason SIGGS 1:57.093	20	<b>16</b> Ollie SHOTTON 1:57.322	21	<b>222</b> Matthew EPPS 1:58.829
ROW 6			16	<b>164</b> David LENEHAN 1:56.689	17	<b>192</b> Daniel MOFFA 1:56.830
					18	<b>61</b> Siobhan FLYNN 1:56.979
ROW 5	13	<b>9</b> Duncan GROVE 1:55.880	14	<b>44</b> Hayden PLATTON 1:56.569	15	<b>226</b> Adam HARTGROVE 1:56.639
ROW 4			10	<b>32</b> Ben PERRY 1:55.466	11	<b>62</b> Charlie PATERSON 1:55.653
					12	<b>17</b> Philip BAKER 1:55.783
ROW 3	7	<b>11</b> Josh HARVEY 1:53.234	8	<b>56</b> Michael MILLS 1:53.260	9	<b>46</b> Harry ROWLINGS 1:54.500
ROW 2			4	<b>818</b> Alex BARKER 1:51.794	5	<b>43</b> Jon CLARK 1:52.854
					6	<b>82</b> Andrew SMITH 1:52.919
ROW 1	1	<b>127</b> David TINKLER 1:48.720	2	<b>10</b> Paul WILBY 1:49.898	3	<b>777</b> Mason WILLIAMS 1:51.184
		<b>Pole</b>				

Cadwell Park  
Circuit Length = 2.1800 miles

These results are provisional until the conclusion of any judicial and technical matters.

Clerk Of Course :	Timekeeper :
-------------------	--------------

Results can be found at [www.tsl-timing.com](http://www.tsl-timing.com)

Printed - 14:29 Saturday, 16 September 2017



# BMCRC - MRO Championships 2017 - Rnd 9 @ Cadwell Park

## Team Respro MRO 600 inc Clubman 600 & BMCRC Rookie 600

### RACE 13 - CLASSIFICATION

POS	NO	CL	PIC NAME	ENTRY	LAPS	TIME	GAP	DIFF	MPH	BEST	ON
1	127		1 David TINKLER	Yamaha - alltrades/tinklers m/cycles	6	10:43.653			73.15	1:46.170	5
2	56	C	1 Michael MILLS	Yamaha - A51 Racing	6	10:44.858	1.205	1.205	73.02	1:45.005	4
3	10	C	2 Paul WILBY	Kawasaki - MoreMoto	6	10:45.414	1.761	0.556	72.95	1:45.886	6
4	11		2 Josh HARVEY	Yamaha - NR Racing	6	10:45.543	1.890	0.129	72.94	1:45.806	6
5	777	C	3 Mason WILLIAMS	Yamaha - MoreMoto	6	10:46.022	2.369	0.479	72.88	1:45.514	6
6	43	R	1 Jon CLARK	Triumph - RJC Motor Services	6	10:46.380	2.727	0.358	72.84	1:45.323	6
7	226		3 Adam HARTGROVE	Yamaha - Technical lifting services limited	6	10:54.496	10.843	8.116	71.94	1:46.529	4
8	46		4 Harry ROWLINGS	Triumph - Bernard Elliott racing / Steve Jordan moto	6	10:54.581	10.928	0.085	71.93	1:46.462	6
9	818	R	2 Alex BARKER	Yamaha - AAJ Barker Construction LTD	6	10:56.156	12.503	1.575	71.76	1:46.110	6
10	17	C	4 Philip BAKER	Triumph - Ashford accident repair center	6	10:57.285	13.632	1.129	71.64	1:47.137	6
11	82	C	5 Andrew SMITH	Suzuki - 5 Club Racing / Challenger Communication	6	10:57.311	13.658	0.026	71.63	1:47.392	6
12	32	R/C	1 Ben PERRY	Kawasaki - Truck Care UK Braddon Contracts Ltd N	6	10:58.361	14.708	1.050	71.52	1:47.295	6
13	62	R/C	2 Charlie PATERSON	Yamaha - Black Widow Exhausts/ TLSS (Total Loss	6	11:01.626	17.973	3.265	71.17	1:47.630	5
14	53	C	6 Jason SIGGS	Yamaha - J Siggs Construction	6	11:20.325	36.672	18.699	69.21	1:49.069	6
15	164	R	3 David LENEHAN	Yamaha - Gradewell Plant & Haulage	6	11:21.871	38.218	1.546	69.05	1:50.121	5
16	222	R	4 Matthew EPPS	Yamaha - M.E Vehicle Repairs	6	11:28.795	45.142	6.924	68.36	1:51.334	5
17	143	R	5 Daire PRENDERGAST	Kawasaki - Emerald Plant Services	6	11:29.887	46.234	1.092	68.25	1:51.140	5
18	192	C	7 Daniel MOFFA	Triumph - DM Racing	6	11:34.041	50.388	4.154	67.84	1:52.062	6
19	119	R	6 Simon HEALEY	Yamaha - Popular Tyres / Steam Packet	6	11:36.394	52.741	2.353	67.61	1:52.077	6
20	16	R/C	3 Ollie SHOTTON	Kawasaki -	6	11:36.948	53.295	0.554	67.56	1:52.779	6
21	61	R	7 Siobhan FLYNN	Yamaha - SKF Express Ltd	6	11:37.824	54.171	0.876	67.47	1:52.909	6
22	9	C	8 Duncan GROVE	Yamaha -	6	11:38.286	54.633	0.462	67.43	1:53.089	5
23	126	R	8 Anthony CLACK	Suzuki -	6	11:41.982	58.329	3.696	67.07	1:53.861	5
24	64	R	9 Rob SALTNER	Yamaha - Universal Tyres & Autocentres	6	11:45.033	1:01.380	3.051	66.78	1:52.830	6
25	101	R	10 Tom WISKEN	Yamaha -	6	11:48.117	1:04.464	3.084	66.49	1:53.786	5
26	181	R	11 Gary CROFT	Yamaha - Big G Racing & Little e	6	11:56.115	1:12.462	7.998	65.75	1:55.392	5
27	50		5 Kris MURPHY	Yamaha - Rocksaw Racing - Hacker - Savage Squir	6	11:56.503	1:12.850	0.388	65.71	1:55.770	5
28	22	R	12 Rob FARMER	Yamaha - Obsession Engineering	6	12:02.668	1:19.015	6.165	65.15	1:56.227	6

#### NOT CLASSIFIED

DNF 44 Hayden PLATTON

Kawasaki - NR Racing

0

#### FASTEST LAP

56	C	Michael MILLS	Yamaha - A51 Racing	4	1:45.005	74.73 mph	120.28 kph
43	R	Jon CLARK	Triumph - RJC Motor Services	6	1:45.323	74.51 mph	119.91 kph
11		Josh HARVEY	Yamaha - NR Racing	6	1:45.806	74.17 mph	119.37 kph
32	R/C	Ben PERRY	Kawasaki - Truck Care UK Braddon Contracts Ltd N	6	1:47.295	73.14 mph	117.71 kph

Class - 90% of Race Speed = 65.83 mph

Class C - 90% of Race Speed = 65.71 mph

Class R - 90% of Race Speed = 65.55 mph

Class R/C - 90% of Race Speed = 64.36 mph

Cadwell Park

Circuit Length = 2.1800 miles

Start: 17:27 Flag 17:38 End: 17:39

Weather / Track : Cloudy / Wet

These results are provisional until the conclusion of any judicial and technical matters.

Clerk Of Course :	Timekeeper :
-------------------	--------------

Results can be found at [www.tsl-timing.com](http://www.tsl-timing.com)

Printed - 17:40 Saturday, 16 September 2017



# BMCRC - MRO Championships 2017 - Rnd 9 @ Cadwell Park

## Team Respro MRO 600 inc Clubman 600 & BMCRC Rookie 600

### RACE 13 - LAP CHART

LAP 1 @ 17:29:26.148			LAP 3 @ 17:32:59.186			LAP 5 @ 17:36:32.240		
NO	BEHIND	LAP TIME	NO	BEHIND	LAP TIME	NO	BEHIND	LAP TIME
127		1:51.276	127		1:46.841	127		1:46.170
777	1.394	1:52.670	10	2.621	1:48.013	56	1.565	1:45.159
10	1.477	1:52.753	11	3.200	1:46.190	10	2.160	1:46.196
11	1.938	1:53.214	777	4.413	1:47.501	11	2.369	1:46.032
82	2.982	1:54.258	56	4.455	1:47.150	777	3.140	1:45.898
43	3.165	1:54.441	43	4.778	1:47.584	43	3.689	1:45.761
56	3.245	1:54.521	82	7.549	1:48.858	226	8.246	1:47.135
818	4.654	1:55.930	226	7.636	1:47.314	46	10.751	1:47.220
226	4.791	1:56.067	46	8.426	1:47.652	82	12.551	1:49.000
46	4.853	1:56.129	818	8.506	1:48.262	818	12.678	1:48.070
32	5.452	1:56.728	32	9.134	1:48.117	17	12.780	1:48.093
17	6.342	1:57.618	17	9.375	1:48.103	32	13.698	1:49.414
62	7.336	1:58.612	62	12.839	1:49.498	62	16.383	1:47.630
164	11.049	2:02.325	164	24.955	1:52.254	164	33.285	1:50.121
222	13.078	2:04.354	53	25.506	1:51.804	53	33.888	1:49.720
53	13.471	2:04.747	222	29.721	1:53.858	222	39.684	1:51.334
192	14.180	2:05.456	143	30.302	1:52.987	143	40.536	1:51.140
143	15.537	2:06.813	192	31.224	1:54.893	192	44.611	1:52.590
119	16.201	2:07.477	119	31.943	1:53.911	16	46.801	1:54.317
16	16.822	2:08.098	16	32.060	1:52.949	119	46.949	1:53.356
61	17.252	2:08.528	61	32.776	1:54.328	61	47.547	1:53.442
9	17.504	2:08.780	9	33.238	1:53.406	9	47.676	1:53.089
126	17.792	2:09.068	126	35.111	1:54.391	126	50.640	1:53.861
64	19.542	2:10.818	64	38.245	1:55.924	64	54.835	1:54.367
50	19.603	2:10.879	50	41.431	1:56.699	101	56.864	1:53.786
101	21.032	2:12.308	101	42.106	1:55.270	50	1:00.629	1:55.770
181	21.507	2:12.783	181	43.616	1:56.219	181	1:01.483	1:55.392
22	22.721	2:13.997	22	47.363	1:57.310	22	1:09.073	1:57.190

LAP 2 @ 17:31:12.345			LAP 4 @ 17:34:46.070			LAP 6 @ 17:38:18.525		
NO	BEHIND	LAP TIME	NO	BEHIND	LAP TIME	NO	BEHIND	LAP TIME
127		1:46.197	127		1:46.884	127		1:46.285
10	1.449	1:46.169	10	2.134	1:46.397	56	1.205	1:45.925
777	3.753	1:48.556	11	2.507	1:46.191	10	1.761	1:45.886
11	3.851	1:48.110	56	2.576	1:45.005	11	1.890	1:45.806
43	4.035	1:47.067	777	3.412	1:45.883	777	2.369	1:45.514
56	4.146	1:47.098	43	4.098	1:46.204	43	2.727	1:45.323
82	5.532	1:48.747	226	7.281	1:46.529	226	10.843	1:48.882
818	7.085	1:48.628	46	9.701	1:48.159	46	10.928	1:46.462
226	7.163	1:48.569	82	9.721	1:49.056	818	12.503	1:46.110
46	7.615	1:48.959	32	10.454	1:48.204	17	13.632	1:47.137
32	7.858	1:48.603	818	10.778	1:49.156	82	13.658	1:47.392
17	8.113	1:47.968	17	10.857	1:48.366	32	14.708	1:47.295
62	10.182	1:49.043	62	14.923	1:48.968	62	17.973	1:47.875
164	19.542	1:54.690	164	29.334	1:51.263	53	36.672	1:49.069
53	20.543	1:53.269	53	30.338	1:51.716	164	38.218	1:51.218
222	22.704	1:55.823	222	34.520	1:51.683	222	45.142	1:51.743
192	23.172	1:55.189	143	35.566	1:52.148	143	46.234	1:51.983
143	24.156	1:54.816	192	38.191	1:53.851	192	50.388	1:52.062
119	24.873	1:54.869	16	38.654	1:53.478	119	52.741	1:52.077
61	25.289	1:54.234	119	39.763	1:54.704	16	53.295	1:52.779
16	25.952	1:55.327	61	40.275	1:54.383	61	54.171	1:52.909
9	26.673	1:55.366	9	40.757	1:54.403	9	54.633	1:53.242
126	27.561	1:55.966	126	42.949	1:54.722	126	58.329	1:53.974
64	29.162	1:55.817	64	46.638	1:55.277	64	1:01.380	1:52.830
50	31.573	1:58.167	101	49.248	1:54.026	101	1:04.464	1:53.885
101	33.677	1:58.842	50	51.029	1:56.482	181	1:12.462	1:57.264
181	34.238	1:58.928	181	52.261	1:55.529	50	1:12.850	1:58.506
22	36.894	2:00.370	22	58.053	1:57.574	22	1:19.015	1:56.227

Weather / Track : Cloudy / Wet

Results can be found at [www.tsl-timing.com](http://www.tsl-timing.com)

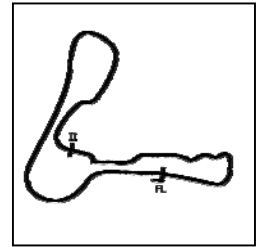
Cadwell Park  
Circuit Length = 2.1800 miles  
Start: 17:27 Flag 17:38 End: 17:39

Printed - 17:42 Saturday, 16 September 2017

# BMCRC - MRO Championships 2017 - Rnd 9 @ Cadwell Park

Team Respro MRO 600 inc Clubman 600 & BMCRC Rookie 600

## RACE 13 - SECTOR ANALYSIS



SECTOR 1 = FL to I1, SECTOR 2 = I1 to FL, DIFF = Difference To Personal Best Lap, P = Crossed Finish Line in Pit Lane, D = Time Disallowed

P1 127		David TINKLER		Yamaha - alltrades/tinklers m/cycles		
IDEAL LAP TIME : 1:45.926		BEST LAP TIME : 1:46.170		DIFFERENCE : 0.244		
LAP	SECTOR 1	SECTOR 2	LAP TIME	MPH	DIFF	TIME OF DAY
1 -		45.057	1:51.276	70.52	5.106	17:29:26.148
2 -	1:01.190	45.007	1:46.197 (2)	73.90	0.027	17:31:12.345
3 -	1:01.522	45.319	1:46.841	73.45	0.671	17:32:59.186
4 -	1:01.575	45.309	1:46.884	73.42	0.714	17:34:46.070
5 -	<b>1:01.134</b>	45.036	<b>1:46.170 (1)</b>	<b>73.91</b>		<b>17:36:32.240</b>
6 -	1:01.493	<b>44.792</b>	1:46.285 (3)	73.83	0.115	17:38:18.525

P2 56 C		Michael MILLS		Yamaha - A51 Racing		
IDEAL LAP TIME : 1:44.914		BEST LAP TIME : 1:45.005		DIFFERENCE : 0.091		
LAP	SECTOR 1	SECTOR 2	LAP TIME	MPH	DIFF	TIME OF DAY
1 -		45.673	1:54.521	68.52	9.516	17:29:29.393
2 -	1:01.817	45.281	1:47.098	73.27	2.093	17:31:16.491
3 -	1:01.798	45.352	1:47.150	73.24	2.145	17:33:03.641
4 -	<b>1:00.339</b>	44.666	<b>1:45.005 (1)</b>	<b>74.73</b>		<b>17:34:48.646</b>
5 -	1:00.584	<b>44.575</b>	1:45.159 (2)	74.63	0.154	17:36:33.805
6 -	1:00.841	45.084	1:45.925 (3)	74.09	0.920	17:38:19.730

P3 10 C		Paul WILBY		Kawasaki - MoreMoto		
IDEAL LAP TIME : 1:45.600		BEST LAP TIME : 1:45.886		DIFFERENCE : 0.286		
LAP	SECTOR 1	SECTOR 2	LAP TIME	MPH	DIFF	TIME OF DAY
1 -		45.382	1:52.753	69.60	6.867	17:29:27.625
2 -	1:01.549	<b>44.620</b>	1:46.169 (2)	73.92	0.283	17:31:13.794
3 -	1:02.511	45.502	1:48.013	72.65	2.127	17:33:01.807
4 -	1:01.572	44.825	1:46.397	73.76	0.511	17:34:48.204
5 -	<b>1:00.980</b>	45.216	1:46.196 (3)	73.90	0.310	17:36:34.400
6 -	1:01.036	44.850	<b>1:45.886 (1)</b>	<b>74.11</b>		<b>17:38:20.286</b>

P4 11		Josh HARVEY		Yamaha - NR Racing		
IDEAL LAP TIME : 1:45.806		BEST LAP TIME : 1:45.806		DIFFERENCE : 0.000		
LAP	SECTOR 1	SECTOR 2	LAP TIME	MPH	DIFF	TIME OF DAY
1 -		46.042	1:53.214	69.32	7.408	17:29:28.086
2 -	1:02.259	44.851	1:48.110	72.59	2.304	17:31:16.196
3 -	1:01.239	44.951	1:46.190 (3)	73.90	0.384	17:33:02.386
4 -	1:01.230	44.961	1:46.191	73.90	0.385	17:34:48.577
5 -	1:01.255	44.777	1:46.032 (2)	74.01	0.226	17:36:34.609
6 -	<b>1:01.045</b>	<b>44.761</b>	<b>1:45.806 (1)</b>	<b>74.17</b>		<b>17:38:20.415</b>

P5 777 C		Mason WILLIAMS		Yamaha - MoreMoto		
IDEAL LAP TIME : 1:45.404		BEST LAP TIME : 1:45.514		DIFFERENCE : 0.110		
LAP	SECTOR 1	SECTOR 2	LAP TIME	MPH	DIFF	TIME OF DAY
1 -		46.061	1:52.670	69.65	7.156	17:29:27.542
2 -	1:02.428	46.128	1:48.556	72.29	3.042	17:31:16.098
3 -	1:02.003	45.498	1:47.501	73.00	1.987	17:33:03.599
4 -	1:00.910	<b>44.973</b>	1:45.883 (2)	74.12	0.369	17:34:49.482
5 -	1:00.639	45.259	1:45.898 (3)	74.10	0.384	17:36:35.380
6 -	<b>1:00.431</b>	45.083	<b>1:45.514 (1)</b>	<b>74.37</b>		<b>17:38:20.894</b>

P6 43 R		Jon CLARK		Triumph - RJC Motor Services		
IDEAL LAP TIME : 1:45.166		BEST LAP TIME : 1:45.323		DIFFERENCE : 0.157		
LAP	SECTOR 1	SECTOR 2	LAP TIME	MPH	DIFF	TIME OF DAY
1 -		45.748	1:54.441	68.57	9.118	17:29:29.313
2 -	1:01.715	45.352	1:47.067	73.30	1.744	17:31:16.380
3 -	1:02.221	45.363	1:47.584	72.94	2.261	17:33:03.964
4 -	1:01.576	<b>44.628</b>	1:46.204 (3)	73.89	0.881	17:34:50.168
5 -	1:00.989	44.772	1:45.761 (2)	74.20	0.438	17:36:35.929

Weather / Track : Cloudy / Wet

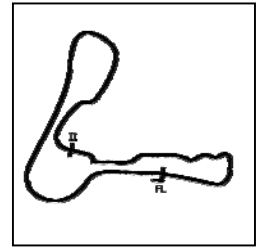
Cadwell Park  
Circuit Length = 2.1800 miles  
Start: 17:27 Flag 17:38 End: 17:39



# BMCRC - MRO Championships 2017 - Rnd 9 @ Cadwell Park

Team Respro MRO 600 inc Clubman 600 & BMCRC Rookie 600

## RACE 13 - SECTOR ANALYSIS



SECTOR 1 = FL to I1, SECTOR 2 = I1 to FL, DIFF = Difference To Personal Best Lap, P = Crossed Finish Line in Pit Lane, D = Time Disallowed

6 - 1:00.538 44.785 1:45.323 (1) 74.51 17:38:21.252

P7 226 Adam HARTGROVE		Yamaha - Technical lifting services limited				
IDEAL LAP TIME : 1:46.529		BEST LAP TIME : 1:46.529		DIFFERENCE : 0.000		
LAP	SECTOR 1	SECTOR 2	LAP TIME	MPH	DIFF	TIME OF DAY
1 -		46.351	1:56.067	67.61	9.538	17:29:30.939
2 -	1:02.802	45.767	1:48.569	72.28	2.040	17:31:19.508
3 -	1:01.830	45.484	1:47.314 (3)	73.13	0.785	17:33:06.822
4 -	<b>1:01.676</b>	<b>44.853</b>	<b>1:46.529 (1)</b>	<b>73.67</b>		<b>17:34:53.351</b>
5 -	1:01.682	45.453	1:47.135 (2)	73.25	0.606	17:36:40.486
6 -	1:03.172	45.710	1:48.882	72.07	2.353	17:38:29.368

P8 46 Harry ROWLINGS		Triumph - Bernard Elliott racing / Steve Jordan motorcycles				
IDEAL LAP TIME : 1:46.462		BEST LAP TIME : 1:46.462		DIFFERENCE : 0.000		
LAP	SECTOR 1	SECTOR 2	LAP TIME	MPH	DIFF	TIME OF DAY
1 -		46.118	1:56.129	67.58	9.667	17:29:31.001
2 -	1:03.412	45.547	1:48.959	72.02	2.497	17:31:19.960
3 -	1:02.434	45.218	1:47.652 (3)	72.90	1.190	17:33:07.612
4 -	1:02.496	45.663	1:48.159	72.56	1.697	17:34:55.771
5 -	1:02.287	44.933	1:47.220 (2)	73.19	0.758	17:36:42.991
6 -	<b>1:02.245</b>	<b>44.217</b>	<b>1:46.462 (1)</b>	<b>73.71</b>		<b>17:38:29.453</b>

P9 818 R Alex BARKER		Yamaha - AAJ Barker Construction LTD				
IDEAL LAP TIME : 1:46.110		BEST LAP TIME : 1:46.110		DIFFERENCE : 0.000		
LAP	SECTOR 1	SECTOR 2	LAP TIME	MPH	DIFF	TIME OF DAY
1 -		46.818	1:55.930	67.69	9.820	17:29:30.802
2 -	1:02.744	45.884	1:48.628	72.24	2.518	17:31:19.430
3 -	1:02.765	45.497	1:48.262 (3)	72.49	2.152	17:33:07.692
4 -	1:03.251	45.905	1:49.156	71.89	3.046	17:34:56.848
5 -	1:02.330	45.740	1:48.070 (2)	72.62	1.960	17:36:44.918
6 -	<b>1:01.326</b>	<b>44.784</b>	<b>1:46.110 (1)</b>	<b>73.96</b>		<b>17:38:31.028</b>

P10 17 C Philip BAKER		Triumph - Ashford accident repair center				
IDEAL LAP TIME : 1:47.137		BEST LAP TIME : 1:47.137		DIFFERENCE : 0.000		
LAP	SECTOR 1	SECTOR 2	LAP TIME	MPH	DIFF	TIME OF DAY
1 -		46.808	1:57.618	66.72	10.481	17:29:32.490
2 -	1:02.624	45.344	1:47.968 (2)	72.68	0.831	17:31:20.458
3 -	1:02.898	45.205	1:48.103	72.59	0.966	17:33:08.561
4 -	1:02.703	45.663	1:48.366	72.42	1.229	17:34:56.927
5 -	1:02.767	45.326	1:48.093 (3)	72.60	0.956	17:36:45.020
6 -	<b>1:02.049</b>	<b>45.088</b>	<b>1:47.137 (1)</b>	<b>73.25</b>		<b>17:38:32.157</b>

P11 82 C Andrew SMITH		Suzuki - 5 Club Racing / Challenger Communications				
IDEAL LAP TIME : 1:47.392		BEST LAP TIME : 1:47.392		DIFFERENCE : 0.000		
LAP	SECTOR 1	SECTOR 2	LAP TIME	MPH	DIFF	TIME OF DAY
1 -		46.059	1:54.258	68.68	6.866	17:29:29.130
2 -	1:02.798	45.949	1:48.747 (2)	72.16	1.355	17:31:17.877
3 -	1:02.534	46.324	1:48.858 (3)	72.09	1.466	17:33:06.735
4 -	1:03.174	45.882	1:49.056	71.96	1.664	17:34:55.791
5 -	1:03.076	45.924	1:49.000	72.00	1.608	17:36:44.791
6 -	<b>1:02.018</b>	<b>45.374</b>	<b>1:47.392 (1)</b>	<b>73.07</b>		<b>17:38:32.183</b>

P12 32 R/C Ben PERRY		Kawasaki - Truck Care UK Braddon Contracts Ltd Moore Hire S				
IDEAL LAP TIME : 1:47.295		BEST LAP TIME : 1:47.295		DIFFERENCE : 0.000		
LAP	SECTOR 1	SECTOR 2	LAP TIME	MPH	DIFF	TIME OF DAY
1 -		46.428	1:56.728	67.23	9.433	17:29:31.600
2 -	1:02.474	46.129	1:48.603	72.26	1.308	17:31:20.203
3 -	1:02.349	45.768	1:48.117 (2)	72.58	0.822	17:33:08.320

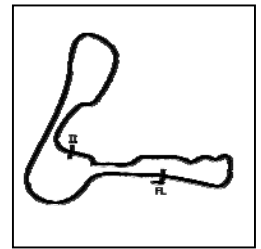
Weather / Track : Cloudy / Wet

Cadwell Park  
Circuit Length = 2.1800 miles  
Start: 17:27 Flag 17:38 End: 17:39

# BMCRC - MRO Championships 2017 - Rnd 9 @ Cadwell Park

## Team Respro MRO 600 inc Clubman 600 & BMCRC Rookie 600

### RACE 13 - SECTOR ANALYSIS



SECTOR 1 = FL to I1, SECTOR 2 = I1 to FL, DIFF = Difference To Personal Best Lap, P = Crossed Finish Line in Pit Lane, D = Time Disallowed

4 -	1:02.063	46.141	1:48.204 (3)	72.53	0.909	17:34:56.524
5 -	1:02.856	46.558	1:49.414	71.72	2.119	17:36:45.938
6 -	<b>1:01.533</b>	<b>45.762</b>	<b>1:47.295 (1)</b>	<b>73.14</b>		<b>17:38:33.233</b>

<b>P13</b>	<b>62 R/C</b>	<b>Charlie PATERSON</b>	Yamaha - Black Widow Exhausts/ TLSS (Total Loss Settlement)			
IDEAL LAP TIME : 1:47.554		BEST LAP TIME : 1:47.630	DIFFERENCE : 0.076			
LAP	SECTOR 1	SECTOR 2	LAP TIME	MPH	DIFF	TIME OF DAY
1 -		47.461	1:58.612	66.16	10.982	17:29:33.484
2 -	1:02.621	46.422	1:49.043	71.97	1.413	17:31:22.527
3 -	1:03.286	46.212	1:49.498	71.67	1.868	17:33:12.025
4 -	1:03.036	45.932	1:48.968 (3)	72.02	1.338	17:35:00.993
5 -	1:02.586	<b>45.044</b>	<b>1:47.630 (1)</b>	<b>72.91</b>		<b>17:36:48.623</b>
6 -	<b>1:02.510</b>	45.365	1:47.875 (2)	72.75	0.245	17:38:36.498

<b>P14</b>	<b>53 C</b>	<b>Jason SIGGS</b>	Yamaha - J Siggs Construction			
IDEAL LAP TIME : 1:49.069		BEST LAP TIME : 1:49.069	DIFFERENCE : 0.000			
LAP	SECTOR 1	SECTOR 2	LAP TIME	MPH	DIFF	TIME OF DAY
1 -		48.776	2:04.747	62.91	15.678	17:29:39.619
2 -	1:06.220	47.049	1:53.269	69.28	4.200	17:31:32.888
3 -	1:04.538	47.266	1:51.804	70.19	2.735	17:33:24.692
4 -	1:03.804	47.912	1:51.716 (3)	70.25	2.647	17:35:16.408
5 -	1:03.374	46.346	1:49.720 (2)	71.52	0.651	17:37:06.128
6 -	<b>1:03.060</b>	<b>46.009</b>	<b>1:49.069 (1)</b>	<b>71.95</b>		<b>17:38:55.197</b>

<b>P15</b>	<b>164 R</b>	<b>David LENEHAN</b>	Yamaha - Gradewell Plant & Haulage			
IDEAL LAP TIME : 1:50.121		BEST LAP TIME : 1:50.121	DIFFERENCE : 0.000			
LAP	SECTOR 1	SECTOR 2	LAP TIME	MPH	DIFF	TIME OF DAY
1 -		49.004	2:02.325	64.15	12.204	17:29:37.197
2 -	1:06.867	47.823	1:54.690	68.42	4.569	17:31:31.887
3 -	1:05.203	47.051	1:52.254	69.91	2.133	17:33:24.141
4 -	1:04.030	47.233	1:51.263 (3)	70.53	1.142	17:35:15.404
5 -	<b>1:03.482</b>	<b>46.639</b>	<b>1:50.121 (1)</b>	<b>71.26</b>		<b>17:37:05.525</b>
6 -	1:04.047	47.171	1:51.218 (2)	70.56	1.097	17:38:56.743

<b>P16</b>	<b>222 R</b>	<b>Matthew EPPS</b>	Yamaha - M.E Vehicle Repairs			
IDEAL LAP TIME : 1:50.843		BEST LAP TIME : 1:51.334	DIFFERENCE : 0.491			
LAP	SECTOR 1	SECTOR 2	LAP TIME	MPH	DIFF	TIME OF DAY
1 -		49.056	2:04.354	63.11	13.020	17:29:39.226
2 -	1:06.943	48.880	1:55.823	67.75	4.489	17:31:35.049
3 -	1:05.730	48.128	1:53.858	68.92	2.524	17:33:28.907
4 -	1:04.819	46.864	1:51.683 (2)	70.27	0.349	17:35:20.590
5 -	<b>1:04.159</b>	47.175	<b>1:51.334 (1)</b>	<b>70.49</b>		<b>17:37:11.924</b>
6 -	1:05.059	<b>46.684</b>	1:51.743 (3)	70.23	0.409	17:39:03.667

<b>P17</b>	<b>143 R</b>	<b>Daire PRENDERGAST</b>	Kawasaki - Emerald Plant Services			
IDEAL LAP TIME : 1:50.989		BEST LAP TIME : 1:51.140	DIFFERENCE : 0.151			
LAP	SECTOR 1	SECTOR 2	LAP TIME	MPH	DIFF	TIME OF DAY
1 -		50.087	2:06.813	61.88	15.673	17:29:41.685
2 -	1:05.597	49.219	1:54.816	68.35	3.676	17:31:36.501
3 -	1:04.793	48.194	1:52.987	69.45	1.847	17:33:29.488
4 -	1:04.762	<b>47.386</b>	1:52.148 (3)	69.97	1.008	17:35:21.636
5 -	<b>1:03.603</b>	47.537	<b>1:51.140 (1)</b>	<b>70.61</b>		<b>17:37:12.776</b>
6 -	1:04.398	47.585	1:51.983 (2)	70.08	0.843	17:39:04.759

<b>P18</b>	<b>192 C</b>	<b>Daniel MOFFA</b>	Triumph - DM Racing			
IDEAL LAP TIME : 1:52.062		BEST LAP TIME : 1:52.062	DIFFERENCE : 0.000			
LAP	SECTOR 1	SECTOR 2	LAP TIME	MPH	DIFF	TIME OF DAY
1 -		49.139	2:05.456	62.55	13.394	17:29:40.328

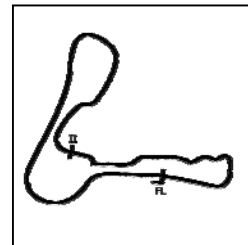
Weather / Track : Cloudy / Wet

Cadwell Park  
Circuit Length = 2.1800 miles  
Start: 17:27 Flag 17:38 End: 17:39

# BMCRC - MRO Championships 2017 - Rnd 9 @ Cadwell Park

Team Respro MRO 600 inc Clubman 600 & BMCRC Rookie 600

## RACE 13 - SECTOR ANALYSIS



SECTOR 1 = FL to I1, SECTOR 2 = I1 to FL, DIFF = Difference To Personal Best Lap, P = Crossed Finish Line in Pit Lane, D = Time Disallowed

2 -	1:06.509	48.680	1:55.189	68.13	3.127	17:31:35.517
3 -	1:06.394	48.499	1:54.893	68.30	2.831	17:33:30.410
4 -	1:06.022	47.829	1:53.851 (3)	68.93	1.789	17:35:24.261
5 -	1:05.188	47.402	1:52.590 (2)	69.70	0.528	17:37:16.851
6 -	<b>1:04.936</b>	<b>47.126</b>	<b>1:52.062 (1)</b>	<b>70.03</b>		<b>17:39:08.913</b>

<b>P19 119 R</b>	<b>Simon HEALEY</b>		Yamaha - Popular Tyres / Steam Packet			
IDEAL LAP TIME : 1:51.995	BEST LAP TIME : 1:52.077		DIFFERENCE : 0.082			
LAP	SECTOR 1	SECTOR 2	LAP TIME	MPH	DIFF	TIME OF DAY
1 -		50.479	2:07.477	61.56	15.400	17:29:42.349
2 -	1:05.429	49.440	1:54.869	68.32	2.792	17:31:37.218
3 -	1:04.937	48.974	1:53.911 (3)	68.89	1.834	17:33:31.129
4 -	1:05.827	48.877	1:54.704	68.42	2.627	17:35:25.833
5 -	<b>1:04.785</b>	48.571	1:53.356 (2)	69.23	1.279	17:37:19.189
6 -	1:04.867	<b>47.210</b>	<b>1:52.077 (1)</b>	<b>70.02</b>		<b>17:39:11.266</b>

<b>P20 16 R/C</b>	<b>Ollie SHOTTON</b>		Kawasaki -			
IDEAL LAP TIME : 1:51.729	BEST LAP TIME : 1:52.779		DIFFERENCE : 1.050			
LAP	SECTOR 1	SECTOR 2	LAP TIME	MPH	DIFF	TIME OF DAY
1 -		50.681	2:08.098	61.26	15.319	17:29:42.970
2 -	1:06.415	48.912	1:55.327	68.05	2.548	17:31:38.297
3 -	<b>1:04.283</b>	48.666	1:52.949 (2)	69.48	0.170	17:33:31.246
4 -	1:05.448	48.030	1:53.478 (3)	69.15	0.699	17:35:24.724
5 -	1:05.647	48.670	1:54.317	68.65	1.538	17:37:19.041
6 -	1:05.333	<b>47.446</b>	<b>1:52.779 (1)</b>	<b>69.58</b>		<b>17:39:11.820</b>

<b>P21 61 R</b>	<b>Siobhan FLYNN</b>		Yamaha - SKF Express Ltd			
IDEAL LAP TIME : 1:52.909	BEST LAP TIME : 1:52.909		DIFFERENCE : 0.000			
LAP	SECTOR 1	SECTOR 2	LAP TIME	MPH	DIFF	TIME OF DAY
1 -		50.552	2:08.528	61.06	15.619	17:29:43.400
2 -	1:05.419	48.815	1:54.234 (3)	68.70	1.325	17:31:37.634
3 -	1:05.612	48.716	1:54.328	68.64	1.419	17:33:31.962
4 -	1:05.612	48.771	1:54.383	68.61	1.474	17:35:26.345
5 -	1:05.264	48.178	1:53.442 (2)	69.18	0.533	17:37:19.787
6 -	<b>1:05.250</b>	<b>47.659</b>	<b>1:52.909 (1)</b>	<b>69.50</b>		<b>17:39:12.696</b>

<b>P22 9 C</b>	<b>Duncan GROVE</b>		Yamaha -			
IDEAL LAP TIME : 1:52.786	BEST LAP TIME : 1:53.089		DIFFERENCE : 0.303			
LAP	SECTOR 1	SECTOR 2	LAP TIME	MPH	DIFF	TIME OF DAY
1 -		50.376	2:08.780	60.94	15.691	17:29:43.652
2 -	1:06.458	48.908	1:55.366	68.02	2.277	17:31:39.018
3 -	<b>1:04.902</b>	48.504	1:53.406 (3)	69.20	0.317	17:33:32.424
4 -	1:05.426	48.977	1:54.403	68.60	1.314	17:35:26.827
5 -	1:05.001	48.088	<b>1:53.089 (1)</b>	<b>69.39</b>		<b>17:37:19.916</b>
6 -	1:05.358	<b>47.884</b>	1:53.242 (2)	69.30	0.153	17:39:13.158

<b>P23 126 R</b>	<b>Anthony CLACK</b>		Suzuki -			
IDEAL LAP TIME : 1:53.570	BEST LAP TIME : 1:53.861		DIFFERENCE : 0.291			
LAP	SECTOR 1	SECTOR 2	LAP TIME	MPH	DIFF	TIME OF DAY
1 -		49.637	2:09.068	60.80	15.207	17:29:43.940
2 -	1:06.944	49.022	1:55.966	67.67	2.105	17:31:39.906
3 -	1:05.700	48.691	1:54.391 (3)	68.60	0.530	17:33:34.297
4 -	1:06.233	48.489	1:54.722	68.40	0.861	17:35:29.019
5 -	1:05.535	<b>48.326</b>	<b>1:53.861 (1)</b>	<b>68.92</b>		<b>17:37:22.880</b>
6 -	<b>1:05.244</b>	48.730	1:53.974 (2)	68.85	0.113	17:39:16.854

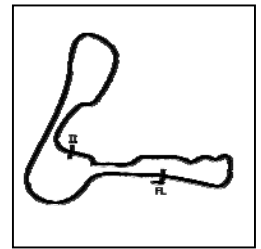
Weather / Track : Cloudy / Wet

Cadwell Park  
Circuit Length = 2.1800 miles  
Start: 17:27 Flag 17:38 End: 17:39

# BMCRC - MRO Championships 2017 - Rnd 9 @ Cadwell Park

Team Respro MRO 600 inc Clubman 600 & BMCRC Rookie 600

## RACE 13 - SECTOR ANALYSIS



SECTOR 1 = FL to I1, SECTOR 2 = I1 to FL, DIFF = Difference To Personal Best Lap, P = Crossed Finish Line in Pit Lane, D = Time Disallowed

P24 64 R Rob SALTMER			Yamaha - Universal Tyres & Autocentres			
IDEAL LAP TIME : 1:52.830		BEST LAP TIME : 1:52.830		DIFFERENCE : 0.000		
LAP	SECTOR 1	SECTOR 2	LAP TIME	MPH	DIFF	TIME OF DAY
1 -		50.457	2:10.818	59.99	17.988	17:29:45.690
2 -	1:06.477	49.340	1:55.817	67.76	2.987	17:31:41.507
3 -	1:07.072	48.852	1:55.924	67.70	3.094	17:33:37.431
4 -	1:06.665	48.612	1:55.277 (3)	68.08	2.447	17:35:32.708
5 -	1:06.012	48.355	1:54.367 (2)	68.62	1.537	17:37:27.075
6 -	<b>1:04.761</b>	<b>48.069</b>	<b>1:52.830 (1)</b>	<b>69.55</b>		<b>17:39:19.905</b>

P25 101 R Tom WISKEN			Yamaha -			
IDEAL LAP TIME : 1:53.314		BEST LAP TIME : 1:53.786		DIFFERENCE : 0.472		
LAP	SECTOR 1	SECTOR 2	LAP TIME	MPH	DIFF	TIME OF DAY
1 -		51.528	2:12.308	59.31	18.522	17:29:47.180
2 -	1:08.403	50.439	1:58.842	66.03	5.056	17:31:46.022
3 -	1:05.946	49.324	1:55.270	68.08	1.484	17:33:41.292
4 -	1:05.365	48.661	1:54.026 (3)	68.82	0.240	17:35:35.318
5 -	1:05.282	<b>48.504</b>	<b>1:53.786 (1)</b>	<b>68.97</b>		<b>17:37:29.104</b>
6 -	<b>1:04.810</b>	49.075	1:53.885 (2)	68.91	0.099	17:39:22.989

P26 181 R Gary CROFT			Yamaha - Big G Racing & Little e			
IDEAL LAP TIME : 1:55.367		BEST LAP TIME : 1:55.392		DIFFERENCE : 0.025		
LAP	SECTOR 1	SECTOR 2	LAP TIME	MPH	DIFF	TIME OF DAY
1 -		50.879	2:12.783	59.10	17.391	17:29:47.655
2 -	1:08.274	50.654	1:58.928	65.99	3.536	17:31:46.583
3 -	1:06.461	49.758	1:56.219 (3)	67.52	0.827	17:33:42.802
4 -	1:06.350	<b>49.179</b>	1:55.529 (2)	67.93	0.137	17:35:38.331
5 -	<b>1:06.188</b>	49.204	<b>1:55.392 (1)</b>	<b>68.01</b>		<b>17:37:33.723</b>
6 -	1:06.216	51.048	1:57.264	66.92	1.872	17:39:30.987

P27 50 Kris MURPHY			Yamaha - Rocksaw Racing - Hacker - Savage Squirrel			
IDEAL LAP TIME : 1:55.770		BEST LAP TIME : 1:55.770		DIFFERENCE : 0.000		
LAP	SECTOR 1	SECTOR 2	LAP TIME	MPH	DIFF	TIME OF DAY
1 -		50.819	2:10.879	59.96	15.109	17:29:45.751
2 -	1:07.686	50.481	1:58.167	66.41	2.397	17:31:43.918
3 -	1:06.606	50.093	1:56.699 (3)	67.25	0.929	17:33:40.617
4 -	1:06.704	49.778	1:56.482 (2)	67.37	0.712	17:35:37.099
5 -	<b>1:06.219</b>	<b>49.551</b>	<b>1:55.770 (1)</b>	<b>67.79</b>		<b>17:37:32.869</b>
6 -	1:06.977	51.529	1:58.506	66.22	2.736	17:39:31.375

P28 22 R Rob FARMER			Yamaha - Obsession Engineering			
IDEAL LAP TIME : 1:56.227		BEST LAP TIME : 1:56.227		DIFFERENCE : 0.000		
LAP	SECTOR 1	SECTOR 2	LAP TIME	MPH	DIFF	TIME OF DAY
1 -		51.521	2:13.997	58.56	17.770	17:29:48.869
2 -	1:10.053	50.317	2:00.370	65.19	4.143	17:31:49.239
3 -	1:08.094	49.216	1:57.310 (3)	66.90	1.083	17:33:46.549
4 -	1:07.686	49.888	1:57.574	66.75	1.347	17:35:44.123
5 -	1:07.722	49.468	1:57.190 (2)	66.96	0.963	17:37:41.313
6 -	<b>1:07.095</b>	<b>49.132</b>	<b>1:56.227 (1)</b>	<b>67.52</b>		<b>17:39:37.540</b>

Weather / Track : Cloudy / Wet

Cadwell Park  
Circuit Length = 2.1800 miles  
Start: 17:27 Flag 17:38 End: 17:39

# BMCRC - MRO Championships 2017 - Rnd 9 @ Cadwell Park

## Team Respro MRO 600 inc Clubman 600 & BMCRC Rookie 600

### RACE 13 - BEST SECTORS

SECTOR 1			SECTOR 2			IDEAL / BEST COMPARISON						
POS	NO	NAME	TIME	NO	NAME	TIME	POS	NO	NAME	IDEAL	BEST	DIFF
									<b>PERFECT LAP</b>	<b>1:44.556</b>		
1	56	MILLS	1:00.339	46	ROWLINGS	44.217	1	56	MILLS	1:44.914	1:45.005	0.091
2	777	WILLIAMS	1:00.431	56	MILLS	44.575	2	43	CLARK	1:45.166	1:45.323	0.157
3	43	CLARK	1:00.538	10	WILBY	44.620	3	777	WILLIAMS	1:45.404	1:45.514	0.110
4	10	WILBY	1:00.980	43	CLARK	44.628	4	10	WILBY	1:45.600	1:45.886	0.286
5	11	HARVEY	1:01.045	11	HARVEY	44.761	5	11	HARVEY	1:45.806	1:45.806	0.000
6	127	TINKLER	1:01.134	818	BARKER	44.784	6	127	TINKLER	1:45.926	1:46.170	0.244
7	818	BARKER	1:01.326	127	TINKLER	44.792	7	818	BARKER	1:46.110	1:46.110	0.000
8	32	PERRY	1:01.533	226	HARTGROVE	44.853	8	46	ROWLINGS	1:46.462	1:46.462	0.000
9	226	HARTGROVE	1:01.676	777	WILLIAMS	44.973	9	226	HARTGROVE	1:46.529	1:46.529	0.000
10	82	SMITH	1:02.018	62	PATERSON	45.044	10	17	BAKER	1:47.137	1:47.137	0.000
11	17	BAKER	1:02.049	17	BAKER	45.088	11	32	PERRY	1:47.295	1:47.295	0.000
12	46	ROWLINGS	1:02.245	82	SMITH	45.374	12	82	SMITH	1:47.392	1:47.392	0.000
13	62	PATERSON	1:02.510	32	PERRY	45.762	13	62	PATERSON	1:47.554	1:47.630	0.076
14	53	SIGGS	1:03.060	53	SIGGS	46.009	14	53	SIGGS	1:49.069	1:49.069	0.000
15	164	LENEHAN	1:03.482	164	LENEHAN	46.639	15	164	LENEHAN	1:50.121	1:50.121	0.000
16	143	PRENDERGAST	1:03.603	222	EPPS	46.684	16	222	EPPS	1:50.843	1:51.334	0.491
17	222	EPPS	1:04.159	192	MOFFA	47.126	17	143	PRENDERGAST	1:50.989	1:51.140	0.151
18	16	SHOTTON	1:04.283	119	HEALEY	47.210	18	16	SHOTTON	1:51.729	1:52.779	1.050
19	64	SALTMER	1:04.761	143	PRENDERGAST	47.386	19	119	HEALEY	1:51.995	1:52.077	0.082
20	119	HEALEY	1:04.785	16	SHOTTON	47.446	20	192	MOFFA	1:52.062	1:52.062	0.000
21	101	WISKEN	1:04.810	61	FLYNN	47.659	21	9	GROVE	1:52.786	1:53.089	0.303
22	9	GROVE	1:04.902	9	GROVE	47.884	22	64	SALTMER	1:52.830	1:52.830	0.000
23	192	MOFFA	1:04.936	64	SALTMER	48.069	23	61	FLYNN	1:52.909	1:52.909	0.000
24	126	CLACK	1:05.244	126	CLACK	48.326	24	101	WISKEN	1:53.314	1:53.786	0.472
25	61	FLYNN	1:05.250	101	WISKEN	48.504	25	126	CLACK	1:53.570	1:53.861	0.291
26	181	CROFT	1:06.188	22	FARMER	49.132	26	181	CROFT	1:55.367	1:55.392	0.025
27	50	MURPHY	1:06.219	181	CROFT	49.179	27	50	MURPHY	1:55.770	1:55.770	0.000
28	22	FARMER	1:07.095	50	MURPHY	49.551	28	22	FARMER	1:56.227	1:56.227	0.000
29												

Weather / Track : Cloudy / Wet

Results can be found at [www.tsl-timing.com](http://www.tsl-timing.com)

Cadwell Park

Circuit Length = 2.1800 miles

Start: 17:27 Flag 17:38 End: 17:39

Printed - 17:42 Saturday, 16 September 2017

**BMCRC - MRO Championships 2017 - Rnd 9 @ Cadwell Park**

**Team Respro MRO 600 inc Clubman 600 & BMCRC Rookie 600**

**RACE 6 - GRID (11 Laps)**

ROW 12	34		35		36	
ROW 11	31	<b>137</b> Gavin BACK	32	<b>14</b> Carl BELL	33	<b>34</b> Michael ROSE
ROW 10	28	<b>22</b> Rob FARMER 1:56.227	29	<b>44</b> Hayden PLATTON	30	<b>81</b> Liam DUFFETT
ROW 9	25	<b>126</b> Anthony CLACK 1:53.861	26	<b>181</b> Gary CROFT 1:55.392	27	<b>50</b> Kris MURPHY 1:55.770
ROW 8	22	<b>61</b> Siobhan FLYNN 1:52.909	23	<b>9</b> Duncan GROVE 1:53.089	24	<b>101</b> Tom WISKEN 1:53.786
ROW 7	19	<b>119</b> Simon HEALEY 1:52.077	20	<b>16</b> Ollie SHOTTON 1:52.779	21	<b>64</b> Rob SALTMER 1:52.830
ROW 6	16	<b>143</b> Daire PRENDERGAST 1:51.140	17	<b>222</b> Matthew EPPS 1:51.334	18	<b>192</b> Daniel MOFFA 1:52.062
ROW 5	13	<b>62</b> Charlie PATERSON 1:47.630	14	<b>53</b> Jason SIGGS 1:49.069	15	<b>164</b> David LENEHAN 1:50.121
ROW 4	10	<b>17</b> Philip BAKER 1:47.137	11	<b>32</b> Ben PERRY 1:47.295	12	<b>82</b> Andrew SMITH 1:47.392
ROW 3	7	<b>127</b> David TINKLER 1:46.170	8	<b>46</b> Harry ROWLINGS 1:46.462	9	<b>226</b> Adam HARTGROVE 1:46.529
ROW 2	4	<b>11</b> Josh HARVEY 1:45.806	5	<b>10</b> Paul WILBY 1:45.886	6	<b>818</b> Alex BARKER 1:46.110
ROW 1	1	<b>56</b> Michael MILLS 1:45.005	2	<b>43</b> Jon CLARK 1:45.323	3	<b>777</b> Mason WILLIAMS 1:45.514

**Pole**

Cadwell Park  
Circuit Length = 2.1800 miles

These results are provisional until the conclusion of any judicial and technical matters.

Clerk Of Course :	Timekeeper :
-------------------	--------------

Results can be found at [www.tsl-timing.com](http://www.tsl-timing.com)

Printed - 17:45 Saturday, 16 September 2017



# BMCRC - MRO Championships 2017 - Rnd 9 @ Cadwell Park

## Team Respro MRO 600 inc Clubman 600 & BMCRC Rookie 600

### RACE 6 - CLASSIFICATION

POS	NO	CL	PIC NAME	ENTRY	LAPS	TIME	GAP	DIFF	MPH	BEST	ON
1	127		David TINKLER	Yamaha - alltrades/tinklers m/cycles	11	17:59.144			79.99	1:36.639	8
2	11		Josh HARVEY	Yamaha - NR Racing	11	17:59.624	0.480	0.480	79.96	1:36.230	9
3	56	C	Michael MILLS	Yamaha - A51 Racing	11	18:03.443	4.299	3.819	79.67	1:37.070	9
4	10	C	Paul WILBY	Kawasaki - MoreMoto	11	18:03.827	4.683	0.384	79.65	1:36.990	10
5	226		Adam HARTGROVE	Yamaha - Technical lifting services limited	11	18:05.979	6.835	2.152	79.49	1:37.191	8
6	173		Stephen DRAPER	Kawasaki -	11	18:10.332	11.188	4.353	79.17	1:35.209	9
7	777	C	Mason WILLIAMS	Yamaha - MoreMoto	11	18:12.719	13.575	2.387	79.00	1:37.721	11
8	6		Dave HEWSON	Kawasaki -	11	18:16.895	17.751	4.176	78.70	1:36.744	11
9	17	C	Philip BAKER	Triumph - Ashford accident repair center	11	18:17.777	18.633	0.882	78.63	1:37.304	11
10	82	C	Andrew SMITH	Suzuki - 5 Club Racing / Challenger Communication	11	18:30.028	30.884	12.251	77.77	1:38.358	11
11	46		Harry ROWLINGS	Triumph - Bernard Elliott racing / Steve Jordan moto	11	18:33.697	34.553	3.669	77.51	1:39.326	6
12	818	R	Alex BARKER	Yamaha - AAJ Barker Construction LTD	11	18:42.337	43.193	8.640	76.91	1:39.525	11
13	43	R	Jon CLARK	Triumph - RJC Motor Services	11	18:43.401	44.257	1.064	76.84	1:40.296	5
14	32	R/C	Ben PERRY	Kawasaki - Truck Care UK Braddon Contracts Ltd N	11	19:13.263	1:14.119	29.862	74.85	1:43.009	2
15	192	C	Daniel MOFFA	Triumph - DM Racing	11	19:14.917	1:15.773	1.654	74.74	1:41.098	11
16	222	R	Matthew EPPS	Yamaha - M.E Vehicle Repairs	11	19:17.638	1:18.494	2.721	74.57	1:43.525	9
17	126	R	Anthony CLACK	Suzuki -	11	19:23.748	1:24.604	6.110	74.18	1:42.652	11
18	143	R	Daire PRENDERGAST	Kawasaki - Emerald Plant Services	11	19:25.402	1:26.258	1.654	74.07	1:44.430	11
19	164	R	David LENEHAN	Yamaha - Gradewell Plant & Haulage	10	18:03.755	1 Lap	1 Lap	72.41	1:45.943	7
20	101	R	Tom WISKEN	Yamaha -	10	18:04.717	1 Lap	0.962	72.35	1:45.093	7
21	64	R	Rob SALTNER	Yamaha - Universal Tyres & Autocentres	10	18:07.004	1 Lap	2.287	72.19	1:46.474	9
22	181	R	Gary CROFT	Yamaha - Big G Racing & Little e	10	18:07.587	1 Lap	0.583	72.16	1:46.266	7
23	61	R	Siobhan FLYNN	Yamaha - SKF Express Ltd	10	18:08.574	1 Lap	0.987	72.09	1:45.827	9
24	9	C	Duncan GROVE	Yamaha -	10	18:10.616	1 Lap	2.042	71.95	1:46.894	8
25	22	R	Rob FARMER	Yamaha - Obsession Engineering	10	18:16.958	1 Lap	6.342	71.54	1:47.329	8
26	50		Kris MURPHY	Yamaha - Rocksaw Racing - Hacker - Savage Squir	10	19:06.801	1 Lap	49.843	68.43	1:51.286	10

#### NOT CLASSIFIED

DNF	44		Hayden PLATTON	Kawasaki - NR Racing	9	15:47.394	2 Laps	1 Lap	74.55	1:38.839	9
DNF	62	R/C	Charlie PATERSON	Yamaha - Black Widow Exhausts/ TLSS (Total Loss	5	8:37.315	6 Laps	4 Laps	75.85	1:40.878	4
DNF	53	C	Jason SIGGS	Yamaha - J Siggs Construction	4	7:17.541	7 Laps	1 Lap	71.74	1:46.547	3
DNF	14	R	Carl BELL	Honda - Transport Compliance UK	3	6:28.628	8 Laps	1 Lap	60.58	2:05.158	2
DNF	34		Michael ROSE	-	2	3:34.496	9 Laps	1 Lap	73.17	1:40.280	2
DNF	16	R/C	Ollie SHOTTON	Kawasaki -	1	1:53.919	10 Laps	1 Lap	68.89		
DNF	119	R	Simon HEALEY	Yamaha - Popular Tyres / Steam Packet	1	1:54.714	10 Laps	0.795	68.41		

#### FASTEST LAP

173			Stephen DRAPER	Kawasaki -	9	1:35.209		82.42 mph	132.65 kph
10	C		Paul WILBY	Kawasaki - MoreMoto	10	1:36.990		80.91 mph	130.22 kph
818	R		Alex BARKER	Yamaha - AAJ Barker Construction LTD	11	1:39.525		78.85 mph	126.90 kph
62	R/C		Charlie PATERSON	Yamaha - Black Widow Exhausts/ TLSS (Total Loss	4	1:40.878		77.79 mph	125.20 kph

Class - 90% of Race Speed = 71.99 mph  
 Class C - 90% of Race Speed = 71.70 mph  
 Class R - 90% of Race Speed = 69.21 mph

Cadwell Park  
 Circuit Length = 2.1800 miles  
 Start: 12:12 Flag 12:30 End: 12:31

Weather / Track : Cloudy / Dry

These results are provisional until the conclusion of any judicial and technical matters.

Clerk Of Course :	Timekeeper :
-------------------	--------------

Results can be found at [www.tsl-timing.com](http://www.tsl-timing.com)

Printed - 12:32 Sunday, 17 September 2017







# BMCRC - MRO Championships 2017 - Rnd 9 @ Cadwell Park

Team Respro MRO 600 inc Clubman 600 & BMCRC Rookie 600

## RACE 6 - LAP CHART

<b>61</b>	1 Lap	1:47.256
<b>173</b>	11.188	1:36.641
<b>9</b>	1 Lap	1:47.387
<b>777</b>	13.575	1:37.721
<b>6</b>	17.751	1:36.744
<b>22</b>	1 Lap	1:48.050
<b>17</b>	18.633	1:37.304
<b>82</b>	30.884	1:38.358
<b>46</b>	34.553	1:42.166
<b>818</b>	43.193	1:39.525
<b>43</b>	44.257	1:41.438
<b>50</b>	1 Lap	1:51.286
<b>32</b>	1:14.119	1:44.066
<b>192</b>	1:15.773	1:41.098
<b>222</b>	1:18.494	1:43.784
<b>126</b>	1:24.604	1:42.652
<b>143</b>	1:26.258	1:44.430

Weather / Track : Cloudy / Dry

Results can be found at [www.tsl-timing.com](http://www.tsl-timing.com)

Page 2 of 2

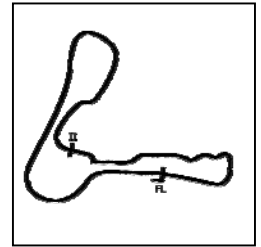
Cadwell Park  
Circuit Length = 2.1800 miles  
Start: 12:12 Flag 12:30 End: 12:31

Printed - 12:33 Sunday, 17 September 2017

# BMCRC - MRO Championships 2017 - Rnd 9 @ Cadwell Park

Team Respro MRO 600 inc Clubman 600 & BMCRC Rookie 600

## RACE 6 - SECTOR ANALYSIS



SECTOR 1 = FL to I1, SECTOR 2 = I1 to FL, DIFF = Difference To Personal Best Lap, P = Crossed Finish Line in Pit Lane, D = Time Disallowed

P1 127		David TINKLER		Yamaha - alltrades/tinklers m/cycles		
IDEAL LAP TIME : 1:36.639		BEST LAP TIME : 1:36.639		DIFFERENCE : 0.000		
LAP	SECTOR 1	SECTOR 2	LAP TIME	MPH	DIFF	TIME OF DAY
1 -		41.605	1:44.381	75.18	7.742	12:14:09.972
2 -	56.581	41.281	1:37.862	80.19	1.223	12:15:47.834
3 -	57.125	40.778	1:37.903	80.16	1.264	12:17:25.737
4 -	56.825	40.843	1:37.668	80.35	1.029	12:19:03.405
5 -	56.510	40.711	1:37.221	80.72	0.582	12:20:40.626
6 -	56.261	40.925	1:37.186 (3)	80.75	0.547	12:22:17.812
7 -	56.855	40.930	1:37.785	80.25	1.146	12:23:55.597
8 -	<b>56.099</b>	<b>40.540</b>	<b>1:36.639 (1)</b>	<b>81.21</b>		<b>12:25:32.236</b>
9 -	56.359	40.707	1:37.066 (2)	80.85	0.427	12:27:09.302
10 -	56.185	41.235	1:37.420	80.55	0.781	12:28:46.722
11 -	57.255	40.758	1:38.013	80.07	1.374	12:30:24.735

P2 11		Josh HARVEY		Yamaha - NR Racing		
IDEAL LAP TIME : 1:36.200		BEST LAP TIME : 1:36.230		DIFFERENCE : 0.030		
LAP	SECTOR 1	SECTOR 2	LAP TIME	MPH	DIFF	TIME OF DAY
1 -		41.806	1:43.803	75.60	7.573	12:14:09.394
2 -	57.846	41.367	1:39.213	79.10	2.983	12:15:48.607
3 -	56.642	41.081	1:37.723	80.30	1.493	12:17:26.330
4 -	56.406	41.267	1:37.673	80.35	1.443	12:19:04.003
5 -	56.790	40.723	1:37.513	80.48	1.283	12:20:41.516
6 -	56.380	41.248	1:37.628	80.38	1.398	12:22:19.144
7 -	56.597	42.163	1:38.760	79.46	2.530	12:23:57.904
8 -	56.240	40.514	1:36.754 (2)	81.11	0.524	12:25:34.658
9 -	<b>55.761</b>	40.469	<b>1:36.230 (1)</b>	<b>81.55</b>		<b>12:27:10.888</b>
10 -	56.259	40.587	1:36.846 (3)	81.03	0.616	12:28:47.734
11 -	57.042	<b>40.439</b>	1:37.481	80.50	1.251	12:30:25.215

P3 56 C		Michael MILLS		Yamaha - A51 Racing		
IDEAL LAP TIME : 1:36.953		BEST LAP TIME : 1:37.070		DIFFERENCE : 0.117		
LAP	SECTOR 1	SECTOR 2	LAP TIME	MPH	DIFF	TIME OF DAY
1 -		41.870	1:44.091	75.39	7.021	12:14:09.682
2 -	56.597	41.455	1:38.052	80.03	0.982	12:15:47.734
3 -	56.949	<b>40.867</b>	1:37.816	80.23	0.746	12:17:25.550
4 -	56.711	41.056	1:37.767	80.27	0.697	12:19:03.317
5 -	57.072	40.875	1:37.947	80.12	0.877	12:20:41.264
6 -	56.419	41.186	1:37.605 (3)	80.40	0.535	12:22:18.869
7 -	56.675	42.121	1:38.796	79.43	1.726	12:23:57.665
8 -	56.606	41.072	1:37.678	80.34	0.608	12:25:35.343
9 -	<b>56.086</b>	40.984	<b>1:37.070 (1)</b>	<b>80.84</b>		<b>12:27:12.413</b>
10 -	56.244	40.936	1:37.180 (2)	80.75	0.110	12:28:49.593
11 -	57.497	41.944	1:39.441	78.92	2.371	12:30:29.034

P4 10 C		Paul WILBY		Kawasaki - MoreMoto		
IDEAL LAP TIME : 1:36.811		BEST LAP TIME : 1:36.990		DIFFERENCE : 0.179		
LAP	SECTOR 1	SECTOR 2	LAP TIME	MPH	DIFF	TIME OF DAY
1 -		41.830	1:45.356	74.49	8.366	12:14:10.947
2 -	57.100	40.861	1:37.961	80.11	0.971	12:15:48.908
3 -	56.851	41.001	1:37.852	80.20	0.862	12:17:26.760
4 -	56.457	40.870	1:37.327 (3)	80.63	0.337	12:19:04.087
5 -	57.002	<b>40.740</b>	1:37.742	80.29	0.752	12:20:41.829
6 -	56.271	41.194	1:37.465	80.52	0.475	12:22:19.294
7 -	56.619	42.193	1:38.812	79.42	1.822	12:23:58.106
8 -	56.274	41.113	1:37.387	80.58	0.397	12:25:35.493
9 -	56.131	41.183	1:37.314 (2)	80.64	0.324	12:27:12.807
10 -	<b>56.071</b>	40.919	<b>1:36.990 (1)</b>	<b>80.91</b>		<b>12:28:49.797</b>
11 -	58.298	41.323	1:39.621	78.77	2.631	12:30:29.418

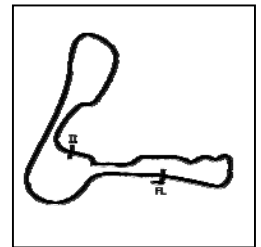
Weather / Track : Cloudy / Dry

Cadwell Park  
Circuit Length = 2.1800 miles  
Start: 12:12 Flag 12:30 End: 12:31

# BMCRC - MRO Championships 2017 - Rnd 9 @ Cadwell Park

Team Respro MRO 600 inc Clubman 600 & BMCRC Rookie 600

## RACE 6 - SECTOR ANALYSIS



SECTOR 1 = FL to I1, SECTOR 2 = I1 to FL, DIFF = Difference To Personal Best Lap, P = Crossed Finish Line in Pit Lane, D = Time Disallowed

<b>P5 226 Adam HARTGROVE</b>		Yamaha - Technical lifting services limited				
IDEAL LAP TIME : 1:36.576		BEST LAP TIME : 1:37.191		DIFFERENCE : 0.615		
LAP	SECTOR 1	SECTOR 2	LAP TIME	MPH	DIFF	TIME OF DAY
1 -		41.475	1:45.626	74.30	8.435	12:14:11.217
2 -	56.432	41.018	1:37.450	80.53	0.259	12:15:48.667
3 -	56.830	40.944	1:37.774	80.26	0.583	12:17:26.441
4 -	56.537	41.498	1:38.035	80.05	0.844	12:19:04.476
5 -	57.118	<b>40.627</b>	1:37.745	80.29	0.554	12:20:42.221
6 -	56.124	41.282	1:37.406 (3)	80.57	0.215	12:22:19.627
7 -	56.570	42.610	1:39.180	79.12	1.989	12:23:58.807
8 -	56.115	41.076	<b>1:37.191 (1)</b>	<b>80.74</b>		<b>12:25:35.998</b>
9 -	<b>55.949</b>	41.277	1:37.226 (2)	80.71	0.035	12:27:13.224
10 -	56.434	41.409	1:37.843	80.21	0.652	12:28:51.067
11 -	58.172	42.331	1:40.503	78.08	3.312	12:30:31.570

<b>P6 173 Stephen DRAPER</b>		Kawasaki -				
IDEAL LAP TIME : 1:35.209		BEST LAP TIME : 1:35.209		DIFFERENCE : 0.000		
LAP	SECTOR 1	SECTOR 2	LAP TIME	MPH	DIFF	TIME OF DAY
1 -		42.383	1:49.527	71.65	14.318	12:14:15.118
2 -	57.849	41.807	1:39.656	78.75	4.447	12:15:54.774
3 -	57.932	42.529	1:40.461	78.12	5.252	12:17:35.235
4 -	58.800	42.234	1:41.034	77.67	5.825	12:19:16.269
5 -	58.040	42.125	1:40.165	78.35	4.956	12:20:56.434
6 -	57.595	41.170	1:38.765	79.46	3.556	12:22:35.199
7 -	55.941	40.376	1:36.317 (3)	81.48	1.108	12:24:11.516
8 -	56.080	40.253	1:36.333	81.46	1.124	12:25:47.849
9 -	<b>55.286</b>	<b>39.923</b>	<b>1:35.209 (1)</b>	<b>82.42</b>		<b>12:27:23.058</b>
10 -	56.116	40.108	1:36.224 (2)	81.56	1.015	12:28:59.282
11 -	56.237	40.404	1:36.641	81.20	1.432	12:30:35.923

<b>P7 777 C Mason WILLIAMS</b>		Yamaha - MoreMoto				
IDEAL LAP TIME : 1:37.303		BEST LAP TIME : 1:37.721		DIFFERENCE : 0.418		
LAP	SECTOR 1	SECTOR 2	LAP TIME	MPH	DIFF	TIME OF DAY
1 -		42.084	1:45.316	74.51	7.595	12:14:10.907
2 -	57.110	42.082	1:39.192	79.11	1.471	12:15:50.099
3 -	56.622	42.343	1:38.965	79.30	1.244	12:17:29.064
4 -	57.001	41.882	1:38.883	79.36	1.162	12:19:07.947
5 -	57.179	41.998	1:39.177	79.13	1.456	12:20:47.124
6 -	57.166	42.026	1:39.192	79.11	1.471	12:22:26.316
7 -	56.953	41.762	1:38.715	79.50	0.994	12:24:05.031
8 -	57.767	41.691	1:39.458	78.90	1.737	12:25:44.489
9 -	56.749	41.452	1:38.201 (3)	79.91	0.480	12:27:22.690
10 -	56.793	<b>41.106</b>	1:37.899 (2)	80.16	0.178	12:29:00.589
11 -	<b>56.197</b>	41.524	<b>1:37.721 (1)</b>	<b>80.31</b>		<b>12:30:38.310</b>

<b>P8 6 Dave HEWSON</b>		Kawasaki -				
IDEAL LAP TIME : 1:36.744		BEST LAP TIME : 1:36.744		DIFFERENCE : 0.000		
LAP	SECTOR 1	SECTOR 2	LAP TIME	MPH	DIFF	TIME OF DAY
1 -		44.284	1:53.338	69.24	16.594	12:14:18.929
2 -	58.934	41.839	1:40.773	77.87	4.029	12:15:59.702
3 -	57.770	42.404	1:40.174	78.34	3.430	12:17:39.876
4 -	57.127	41.278	1:38.405	79.75	1.661	12:19:18.281
5 -	56.361	42.139	1:38.500	79.67	1.756	12:20:56.781
6 -	57.560	41.445	1:39.005	79.26	2.261	12:22:35.786
7 -	56.832	40.678	1:37.510	80.48	0.766	12:24:13.296
8 -	56.481	40.819	1:37.300 (2)	80.65	0.556	12:25:50.596
9 -	56.274	41.097	1:37.371 (3)	80.59	0.627	12:27:27.967
10 -	57.095	40.680	1:37.775	80.26	1.031	12:29:05.742
11 -	<b>56.206</b>	<b>40.538</b>	<b>1:36.744 (1)</b>	<b>81.12</b>		<b>12:30:42.486</b>

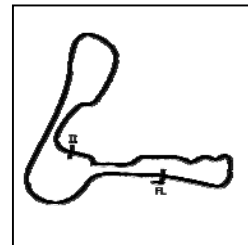
Weather / Track : Cloudy / Dry

Cadwell Park  
Circuit Length = 2.1800 miles  
Start: 12:12 Flag 12:30 End: 12:31

# BMCRC - MRO Championships 2017 - Rnd 9 @ Cadwell Park

Team Respro MRO 600 inc Clubman 600 & BMCRC Rookie 600

## RACE 6 - SECTOR ANALYSIS



SECTOR 1 = FL to I1, SECTOR 2 = I1 to FL, DIFF = Difference To Personal Best Lap, P = Crossed Finish Line in Pit Lane, D = Time Disallowed

<b>P9 17 C Philip BAKER</b>			Triumph - Ashford accident repair center			
IDEAL LAP TIME : 1:36.950		BEST LAP TIME : 1:37.304	DIFFERENCE : 0.354			
LAP	SECTOR 1	SECTOR 2	LAP TIME	MPH	DIFF	TIME OF DAY
1 -		42.577	1:47.722	72.85	10.418	12:14:13.313
2 -	57.991	42.306	1:40.297	78.24	2.993	12:15:53.610
3 -	58.858	42.652	1:41.510	77.31	4.206	12:17:35.120
4 -	58.095	41.940	1:40.035	78.45	2.731	12:19:15.155
5 -	57.576	41.301	1:38.877	79.37	1.573	12:20:54.032
6 -	57.143	41.443	1:38.586	79.60	1.282	12:22:32.618
7 -	57.244	41.609	1:38.853	79.39	1.549	12:24:11.471
8 -	56.891	41.201	1:38.092 (2)	80.00	0.788	12:25:49.563
9 -	57.000	41.332	1:38.332	79.81	1.028	12:27:27.895
10 -	57.529	<b>40.640</b>	1:38.169 (3)	79.94	0.865	12:29:06.064
11 -	<b>56.310</b>	40.994	<b>1:37.304 (1)</b>	<b>80.65</b>		<b>12:30:43.368</b>

<b>P10 82 C Andrew SMITH</b>			Suzuki - 5 Club Racing / Challenger Communications			
IDEAL LAP TIME : 1:38.358		BEST LAP TIME : 1:38.358	DIFFERENCE : 0.000			
LAP	SECTOR 1	SECTOR 2	LAP TIME	MPH	DIFF	TIME OF DAY
1 -		43.891	1:49.094	71.93	10.736	12:14:14.685
2 -	58.016	43.149	1:41.165	77.57	2.807	12:15:55.850
3 -	57.815	42.731	1:40.546	78.05	2.188	12:17:36.396
4 -	57.836	44.021	1:41.857	77.04	3.499	12:19:18.253
5 -	57.292	42.328	1:39.620	78.78	1.262	12:20:57.873
6 -	57.556	42.866	1:40.422	78.15	2.064	12:22:38.295
7 -	57.156	42.287	1:39.443	78.92	1.085	12:24:17.738
8 -	57.171	42.156	1:39.327 (2)	79.01	0.969	12:25:57.065
9 -	57.040	42.290	1:39.330 (3)	79.01	0.972	12:27:36.395
10 -	58.169	42.697	1:40.866	77.80	2.508	12:29:17.261
11 -	<b>56.828</b>	<b>41.530</b>	<b>1:38.358 (1)</b>	<b>79.79</b>		<b>12:30:55.619</b>

<b>P11 46 Harry ROWLINGS</b>			Triumph - Bernard Elliott racing / Steve Jordan motorcycles			
IDEAL LAP TIME : 1:39.202		BEST LAP TIME : 1:39.326	DIFFERENCE : 0.124			
LAP	SECTOR 1	SECTOR 2	LAP TIME	MPH	DIFF	TIME OF DAY
1 -		43.447	1:48.961	72.02	9.635	12:14:14.552
2 -	57.812	42.351	1:40.163	78.35	0.837	12:15:54.715
3 -	58.259	42.832	1:41.091	77.63	1.765	12:17:35.806
4 -	58.083	42.308	1:40.391	78.17	1.065	12:19:16.197
5 -	57.956	42.196	1:40.152 (3)	78.36	0.826	12:20:56.349
6 -	<b>57.468</b>	41.858	<b>1:39.326 (1)</b>	<b>79.01</b>		<b>12:22:35.675</b>
7 -	57.797	<b>41.734</b>	1:39.531 (2)	78.85	0.205	12:24:15.206
8 -	57.581	42.966	1:40.547	78.05	1.221	12:25:55.753
9 -	57.877	42.609	1:40.486	78.10	1.160	12:27:36.239
10 -	58.254	42.629	1:40.883	77.79	1.557	12:29:17.122
11 -	58.914	43.252	1:42.166	76.81	2.840	12:30:59.288

<b>P12 818 R Alex BARKER</b>			Yamaha - AAJ Barker Construction LTD			
IDEAL LAP TIME : 1:39.525		BEST LAP TIME : 1:39.525	DIFFERENCE : 0.000			
LAP	SECTOR 1	SECTOR 2	LAP TIME	MPH	DIFF	TIME OF DAY
1 -		43.980	1:48.952	72.03	9.427	12:14:14.543
2 -	59.766	43.394	1:43.160	76.07	3.635	12:15:57.703
3 -	59.616	43.363	1:42.979	76.21	3.454	12:17:40.682
4 -	58.498	42.564	1:41.062	77.65	1.537	12:19:21.744
5 -	58.367	43.233	1:41.600	77.24	2.075	12:21:03.344
6 -	58.245	42.609	1:40.854 (3)	77.81	1.329	12:22:44.198
7 -	58.327	42.980	1:41.307	77.46	1.782	12:24:25.505
8 -	58.731	42.182	1:40.913	77.77	1.388	12:26:06.418
9 -	58.486	43.035	1:41.521	77.30	1.996	12:27:47.939
10 -	58.388	42.076	1:40.464 (2)	78.11	0.939	12:29:28.403
11 -	<b>57.881</b>	<b>41.644</b>	<b>1:39.525 (1)</b>	<b>78.85</b>		<b>12:31:07.928</b>

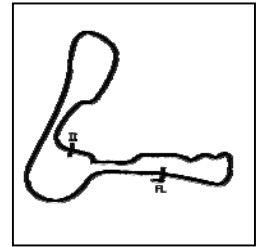
Weather / Track : Cloudy / Dry

Cadwell Park  
Circuit Length = 2.1800 miles  
Start: 12:12 Flag 12:30 End: 12:31

# BMCRC - MRO Championships 2017 - Rnd 9 @ Cadwell Park

Team Respro MRO 600 inc Clubman 600 & BMCRC Rookie 600

## RACE 6 - SECTOR ANALYSIS



SECTOR 1 = FL to I1, SECTOR 2 = I1 to FL, DIFF = Difference To Personal Best Lap, P = Crossed Finish Line in Pit Lane, D = Time Disallowed

P13 43 R Jon CLARK			Triumph - RJC Motor Services			
IDEAL LAP TIME : 1:40.186		BEST LAP TIME : 1:40.296		DIFFERENCE : 0.110		
LAP	SECTOR 1	SECTOR 2	LAP TIME	MPH	DIFF	TIME OF DAY
1 -		42.796	1:46.851	73.44	6.555	12:14:12.442
2 -	58.436	42.636	1:41.072 (3)	77.64	0.776	12:15:53.514
3 -	58.836	42.612	1:41.448	77.36	1.152	12:17:34.962
4 -	58.724	<b>42.303</b>	1:41.027 (2)	77.68	0.731	12:19:15.989
5 -	<b>57.883</b>	42.413	<b>1:40.296 (1)</b>	<b>78.24</b>		<b>12:20:56.285</b>
6 -	59.044	42.647	1:41.691	77.17	1.395	12:22:37.976
7 -	59.100	42.700	1:41.800	77.09	1.504	12:24:19.776
8 -	59.373	42.870	1:42.243	76.75	1.947	12:26:02.019
9 -	59.847	43.456	1:43.303	75.97	3.007	12:27:45.322
10 -	59.452	42.780	1:42.232	76.76	1.936	12:29:27.554
11 -	58.733	42.705	1:41.438	77.36	1.142	12:31:08.992

P14 32 R/C Ben PERRY			Kawasaki - Truck Care UK Braddon Contracts Ltd Moore Hire S			
IDEAL LAP TIME : 1:43.009		BEST LAP TIME : 1:43.009		DIFFERENCE : 0.000		
LAP	SECTOR 1	SECTOR 2	LAP TIME	MPH	DIFF	TIME OF DAY
1 -		44.144	1:50.591	70.96	7.582	12:14:16.182
2 -	<b>59.393</b>	<b>43.616</b>	<b>1:43.009 (1)</b>	<b>76.18</b>		<b>12:15:59.191</b>
3 -	1:00.754	44.214	1:44.968	74.76	1.959	12:17:44.159
4 -	1:00.696	44.264	1:44.960	74.77	1.951	12:19:29.119
5 -	1:01.077	44.721	1:45.798	74.17	2.789	12:21:14.917
6 -	1:00.655	44.219	1:44.874	74.83	1.865	12:22:59.791
7 -	1:00.375	43.933	1:44.308	75.23	1.299	12:24:44.099
8 -	59.791	43.882	1:43.673	75.70	0.664	12:26:27.772
9 -	59.711	43.844	1:43.555 (3)	75.78	0.546	12:28:11.327
10 -	59.570	43.891	1:43.461 (2)	75.85	0.452	12:29:54.788
11 -	59.833	44.233	1:44.066	75.41	1.057	12:31:38.854

P15 192 C Daniel MOFFA			Triumph - DM Racing			
IDEAL LAP TIME : 1:41.098		BEST LAP TIME : 1:41.098		DIFFERENCE : 0.000		
LAP	SECTOR 1	SECTOR 2	LAP TIME	MPH	DIFF	TIME OF DAY
1 -		46.116	1:56.470	67.38	15.372	12:14:22.061
2 -	1:03.322	45.526	1:48.848	72.10	7.750	12:16:10.909
3 -	1:01.415	44.070	1:45.485	74.39	4.387	12:17:56.394
4 -	1:01.904	44.746	1:46.650	73.58	5.552	12:19:43.044
5 -	59.429	43.826	1:43.255	76.00	2.157	12:21:26.299
6 -	59.505	43.488	1:42.993	76.20	1.895	12:23:09.292
7 -	59.265	43.160	1:42.425	76.62	1.327	12:24:51.717
8 -	59.350	42.940	1:42.290 (3)	76.72	1.192	12:26:34.007
9 -	59.233	43.012	1:42.245 (2)	76.75	1.147	12:28:16.252
10 -	59.729	43.429	1:43.158	76.07	2.060	12:29:59.410
11 -	<b>58.630</b>	<b>42.468</b>	<b>1:41.098 (1)</b>	<b>77.62</b>		<b>12:31:40.508</b>

P16 222 R Matthew EPPS			Yamaha - M.E Vehicle Repairs			
IDEAL LAP TIME : 1:43.227		BEST LAP TIME : 1:43.525		DIFFERENCE : 0.298		
LAP	SECTOR 1	SECTOR 2	LAP TIME	MPH	DIFF	TIME OF DAY
1 -		45.410	1:53.142	69.36	9.617	12:14:18.733
2 -	1:01.775	44.860	1:46.635	73.59	3.110	12:16:05.368
3 -	1:00.566	44.302	1:44.868	74.83	1.343	12:17:50.236
4 -	1:00.762	44.108	1:44.870	74.83	1.345	12:19:35.106
5 -	1:00.808	43.930	1:44.738	74.93	1.213	12:21:19.844
6 -	<b>59.943</b>	43.633	1:43.576 (2)	75.77	0.051	12:23:03.420
7 -	1:00.508	43.870	1:44.378	75.18	0.853	12:24:47.798
8 -	1:00.366	43.398	1:43.764 (3)	75.63	0.239	12:26:31.562
9 -	1:00.241	<b>43.284</b>	<b>1:43.525 (1)</b>	<b>75.80</b>		<b>12:28:15.087</b>
10 -	1:00.425	43.933	1:44.358	75.20	0.833	12:29:59.445
11 -	1:00.077	43.707	1:43.784	75.61	0.259	12:31:43.229

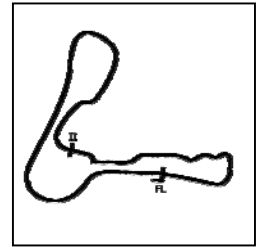
Weather / Track : Cloudy / Dry

Cadwell Park  
Circuit Length = 2.1800 miles  
Start: 12:12 Flag 12:30 End: 12:31

# BMCRC - MRO Championships 2017 - Rnd 9 @ Cadwell Park

Team Respro MRO 600 inc Clubman 600 & BMCRC Rookie 600

## RACE 6 - SECTOR ANALYSIS



SECTOR 1 = FL to I1, SECTOR 2 = I1 to FL, DIFF = Difference To Personal Best Lap, P = Crossed Finish Line in Pit Lane, D = Time Disallowed

P17 126 R Anthony CLACK			Suzuki -			
IDEAL LAP TIME : 1:42.443		BEST LAP TIME : 1:42.652	DIFFERENCE : 0.209			
LAP	SECTOR 1	SECTOR 2	LAP TIME	MPH	DIFF	TIME OF DAY
1 -		45.459	1:56.638	67.28	13.986	12:14:22.229
2 -	1:02.789	45.764	1:48.553	72.29	5.901	12:16:10.782
3 -	1:00.670	44.381	1:45.051	74.70	2.399	12:17:55.833
4 -	1:00.698	44.407	1:45.105	74.66	2.453	12:19:40.938
5 -	1:00.912	44.256	1:45.168	74.62	2.516	12:21:26.106
6 -	1:00.388	44.172	1:44.560	75.05	1.908	12:23:10.666
7 -	1:00.020	43.799	1:43.819 (3)	75.59	1.167	12:24:54.485
8 -	59.869	44.079	1:43.948	75.49	1.296	12:26:38.433
9 -	59.937	<b>43.508</b>	1:43.445 (2)	75.86	0.793	12:28:21.878
10 -	1:00.566	44.243	1:44.809	74.87	2.157	12:30:06.687
11 -	<b>58.935</b>	43.717	<b>1:42.652 (1)</b>	<b>76.45</b>		<b>12:31:49.339</b>

P18 143 R Daire PRENDERGAST			Kawasaki - Emerald Plant Services			
IDEAL LAP TIME : 1:44.090		BEST LAP TIME : 1:44.430	DIFFERENCE : 0.340			
LAP	SECTOR 1	SECTOR 2	LAP TIME	MPH	DIFF	TIME OF DAY
1 -		45.457	1:52.627	69.68	8.197	12:14:18.218
2 -	1:00.520	45.092	1:45.612	74.31	1.182	12:16:03.830
3 -	1:00.845	44.388	1:45.233	74.57	0.803	12:17:49.063
4 -	1:00.714	45.153	1:45.867	74.13	1.437	12:19:34.930
5 -	1:01.432	44.792	1:46.224	73.88	1.794	12:21:21.154
6 -	<b>59.984</b>	45.048	1:45.032	74.72	0.602	12:23:06.186
7 -	1:00.405	44.414	1:44.819 (3)	74.87	0.389	12:24:51.005
8 -	1:00.612	45.106	1:45.718	74.23	1.288	12:26:36.723
9 -	1:00.440	44.622	1:45.062	74.69	0.632	12:28:21.785
10 -	1:00.363	44.415	1:44.778 (2)	74.90	0.348	12:30:06.563
11 -	1:00.324	<b>44.106</b>	<b>1:44.430 (1)</b>	<b>75.15</b>		<b>12:31:50.993</b>

P19 164 R David LENEHAN			Yamaha - Gradewell Plant & Haulage			
IDEAL LAP TIME : 1:45.246		BEST LAP TIME : 1:45.943	DIFFERENCE : 0.697			
LAP	SECTOR 1	SECTOR 2	LAP TIME	MPH	DIFF	TIME OF DAY
1 -		46.274	1:59.627	65.60	13.684	12:14:25.218
2 -	1:01.906	45.754	1:47.660	72.89	1.717	12:16:12.878
3 -	1:01.896	46.056	1:47.952	72.69	2.009	12:18:00.830
4 -	1:03.172	45.391	1:48.563	72.29	2.620	12:19:49.393
5 -	1:02.220	45.399	1:47.619	72.92	1.676	12:21:37.012
6 -	1:01.450	44.545	1:45.995 (2)	74.04	0.052	12:23:23.007
7 -	<b>1:00.857</b>	45.086	<b>1:45.943 (1)</b>	<b>74.07</b>		<b>12:25:08.950</b>
8 -	1:01.707	45.616	1:47.323	73.12	1.380	12:26:56.273
9 -	1:01.821	45.136	1:46.957	73.37	1.014	12:28:43.230
10 -	1:01.727	<b>44.389</b>	1:46.116 (3)	73.95	0.173	12:30:29.346

P20 101 R Tom WISKEN			Yamaha -			
IDEAL LAP TIME : 1:45.093		BEST LAP TIME : 1:45.093	DIFFERENCE : 0.000			
LAP	SECTOR 1	SECTOR 2	LAP TIME	MPH	DIFF	TIME OF DAY
1 -		45.411	1:57.061	67.04	11.968	12:14:22.652
2 -	1:03.267	45.590	1:48.857	72.09	3.764	12:16:11.509
3 -	1:02.952	45.745	1:48.697	72.20	3.604	12:18:00.206
4 -	1:03.191	45.675	1:48.866	72.08	3.773	12:19:49.072
5 -	1:02.334	46.300	1:48.634	72.24	3.541	12:21:37.706
6 -	1:01.972	45.163	1:47.135	73.25	2.042	12:23:24.841
7 -	<b>1:00.879</b>	<b>44.214</b>	<b>1:45.093 (1)</b>	<b>74.67</b>		<b>12:25:09.934</b>
8 -	1:01.010	45.516	1:46.526 (2)	73.67	1.433	12:26:56.460
9 -	1:01.956	45.161	1:47.117	73.26	2.024	12:28:43.577
10 -	1:01.897	44.834	1:46.731 (3)	73.53	1.638	12:30:30.308

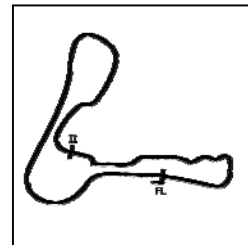
Weather / Track : Cloudy / Dry

Cadwell Park  
Circuit Length = 2.1800 miles  
Start: 12:12 Flag 12:30 End: 12:31

# BMCRC - MRO Championships 2017 - Rnd 9 @ Cadwell Park

Team Respro MRO 600 inc Clubman 600 & BMCRC Rookie 600

## RACE 6 - SECTOR ANALYSIS



SECTOR 1 = FL to I1, SECTOR 2 = I1 to FL, DIFF = Difference To Personal Best Lap, P = Crossed Finish Line in Pit Lane, D = Time Disallowed

P21 64 R Rob SALTMER			Yamaha - Universal Tyres & Autocentres			
IDEAL LAP TIME : 1:46.474		BEST LAP TIME : 1:46.474		DIFFERENCE : 0.000		
LAP	SECTOR 1	SECTOR 2	LAP TIME	MPH	DIFF	TIME OF DAY
1 -		46.333	1:56.452	67.39	9.978	12:14:22.043
2 -	1:02.689	46.071	1:48.760	72.15	2.286	12:16:10.803
3 -	1:03.376	46.051	1:49.427	71.71	2.953	12:18:00.230
4 -	1:02.709	45.842	1:48.551	72.29	2.077	12:19:48.781
5 -	1:02.239	45.797	1:48.036	72.64	1.562	12:21:36.817
6 -	1:02.358	45.468	1:47.826	72.78	1.352	12:23:24.643
7 -	1:02.147	45.470	1:47.617	72.92	1.143	12:25:12.260
8 -	1:01.780	45.476	1:47.256 (3)	73.17	0.782	12:26:59.516
9 -	<b>1:01.585</b>	<b>44.889</b>	<b>1:46.474 (1)</b>	<b>73.70</b>		<b>12:28:45.990</b>
10 -	1:01.685	44.920	1:46.605 (2)	73.61	0.131	12:30:32.595

P22 181 R Gary CROFT			Yamaha - Big G Racing & Little e			
IDEAL LAP TIME : 1:46.012		BEST LAP TIME : 1:46.266		DIFFERENCE : 0.254		
LAP	SECTOR 1	SECTOR 2	LAP TIME	MPH	DIFF	TIME OF DAY
1 -		47.277	2:00.860	64.93	14.594	12:14:26.451
2 -	1:02.767	47.320	1:50.087	71.28	3.821	12:16:16.538
3 -	1:01.355	46.053	1:47.408	73.06	1.142	12:18:03.946
4 -	1:01.806	45.790	1:47.596	72.94	1.330	12:19:51.542
5 -	1:01.819	46.492	1:48.311	72.45	2.045	12:21:39.853
6 -	1:00.734	45.856	1:46.590 (3)	73.62	0.324	12:23:26.443
7 -	<b>1:00.731</b>	45.535	<b>1:46.266 (1)</b>	<b>73.85</b>		<b>12:25:12.709</b>
8 -	1:01.525	45.679	1:47.204	73.20	0.938	12:26:59.913
9 -	1:01.319	45.423	1:46.742	73.52	0.476	12:28:46.655
10 -	1:01.242	<b>45.281</b>	1:46.523 (2)	73.67	0.257	12:30:33.178

P23 61 R Siobhan FLYNN			Yamaha - SKF Express Ltd			
IDEAL LAP TIME : 1:45.827		BEST LAP TIME : 1:45.827		DIFFERENCE : 0.000		
LAP	SECTOR 1	SECTOR 2	LAP TIME	MPH	DIFF	TIME OF DAY
1 -		47.189	2:01.243	64.72	15.416	12:14:26.834
2 -	1:02.333	46.823	1:49.156	71.89	3.329	12:16:15.990
3 -	1:01.456	45.427	1:46.883 (3)	73.42	1.056	12:18:02.873
4 -	1:02.010	45.832	1:47.842	72.77	2.015	12:19:50.715
5 -	1:02.329	45.962	1:48.291	72.47	2.464	12:21:39.006
6 -	1:01.848	45.981	1:47.829	72.78	2.002	12:23:26.835
7 -	1:01.384	45.398	1:46.782 (2)	73.49	0.955	12:25:13.617
8 -	1:02.333	45.132	1:47.465	73.02	1.638	12:27:01.082
9 -	<b>1:01.068</b>	<b>44.759</b>	<b>1:45.827 (1)</b>	<b>74.15</b>		<b>12:28:46.909</b>
10 -	1:02.451	44.805	1:47.256	73.17	1.429	12:30:34.165

P24 9 C Duncan GROVE			Yamaha -			
IDEAL LAP TIME : 1:46.613		BEST LAP TIME : 1:46.894		DIFFERENCE : 0.281		
LAP	SECTOR 1	SECTOR 2	LAP TIME	MPH	DIFF	TIME OF DAY
1 -		46.385	1:58.877	66.01	11.983	12:14:24.468
2 -	1:03.588	45.934	1:49.522	71.65	2.628	12:16:13.990
3 -	1:02.201	45.336	1:47.537	72.98	0.643	12:18:01.527
4 -	1:02.807	45.915	1:48.722	72.18	1.828	12:19:50.249
5 -	1:01.913	46.336	1:48.249	72.50	1.355	12:21:38.498
6 -	1:01.702	45.289	1:46.991 (2)	73.35	0.097	12:23:25.489
7 -	<b>1:01.539</b>	46.178	1:47.717	72.85	0.823	12:25:13.206
8 -	1:01.759	45.135	<b>1:46.894 (1)</b>	<b>73.41</b>		<b>12:27:00.100</b>
9 -	1:02.444	46.276	1:48.720	72.18	1.826	12:28:48.820
10 -	1:02.313	<b>45.074</b>	1:47.387 (3)	73.08	0.493	12:30:36.207

P25 22 R Rob FARMER			Yamaha - Obsession Engineering			
IDEAL LAP TIME : 1:47.166		BEST LAP TIME : 1:47.329		DIFFERENCE : 0.163		
LAP	SECTOR 1	SECTOR 2	LAP TIME	MPH	DIFF	TIME OF DAY

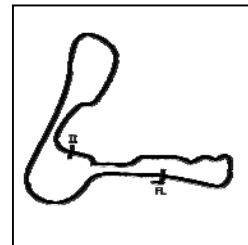
Weather / Track : Cloudy / Dry

Cadwell Park  
Circuit Length = 2.1800 miles  
Start: 12:12 Flag 12:30 End: 12:31

# BMCRC - MRO Championships 2017 - Rnd 9 @ Cadwell Park

Team Respro MRO 600 inc Clubman 600 & BMCRC Rookie 600

## RACE 6 - SECTOR ANALYSIS



SECTOR 1 = FL to I1, SECTOR 2 = I1 to FL, DIFF = Difference To Personal Best Lap, P = Crossed Finish Line in Pit Lane, D = Time Disallowed

1 -		46.931	2:01.498	64.59	14.169	12:14:27.089
2 -	1:03.580	46.322	1:49.902	71.40	2.573	12:16:16.991
3 -	1:02.665	45.628	1:48.293	72.47	0.964	12:18:05.284
4 -	1:03.156	45.714	1:48.870	72.08	1.541	12:19:54.154
5 -	1:02.559	45.780	1:48.339	72.43	1.010	12:21:42.493
6 -	1:02.648	45.360	1:48.008 (2)	72.66	0.679	12:23:30.501
7 -	1:02.502	45.811	1:48.313	72.45	0.984	12:25:18.814
8 -	1:02.246	<b>45.083</b>	<b>1:47.329 (1)</b>	<b>73.12</b>		<b>12:27:06.143</b>
9 -	1:02.707	45.649	1:48.356	72.42	1.027	12:28:54.499
10 -	<b>1:02.083</b>	45.967	1:48.050 (3)	72.63	0.721	12:30:42.549

P26 50		Kris MURPHY		Yamaha - Rocksaw Racing - Hacker - Savage Squirrel			
IDEAL LAP TIME : 1:51.286		BEST LAP TIME : 1:51.286		DIFFERENCE : 0.000			
LAP	SECTOR 1	SECTOR 2	LAP TIME	MPH	DIFF	TIME OF DAY	
1 -		48.578	2:04.312	63.13	13.026	12:14:29.903	
2 -	1:06.016	49.514	1:55.530	67.93	4.244	12:16:25.433	
3 -	1:05.777	48.997	1:54.774	68.37	3.488	12:18:20.207	
4 -	1:06.216	48.677	1:54.893	68.30	3.607	12:20:15.100	
5 -	1:05.665	48.773	1:54.438	68.57	3.152	12:22:09.538	
6 -	1:05.462	48.852	1:54.314	68.65	3.028	12:24:03.852	
7 -	1:04.572	48.567	1:53.139	69.36	1.853	12:25:56.991	
8 -	1:04.048	48.031	1:52.079 (3)	70.02	0.793	12:27:49.070	
9 -	1:04.117	47.919	1:52.036 (2)	70.04	0.750	12:29:41.106	
10 -	<b>1:03.721</b>	<b>47.565</b>	<b>1:51.286 (1)</b>	<b>70.52</b>		<b>12:31:32.392</b>	

P27 44		Hayden PLATTON		Kawasaki - NR Racing			
IDEAL LAP TIME : 1:38.501		BEST LAP TIME : 1:38.839		DIFFERENCE : 0.338			
LAP	SECTOR 1	SECTOR 2	LAP TIME	MPH	DIFF	TIME OF DAY	
1 -		1:07.952	2:21.620	55.41	42.781	12:14:47.211	
2 -	59.441	43.381	1:42.822	76.32	3.983	12:16:30.033	
3 -	58.828	42.889	1:41.717	77.15	2.878	12:18:11.750	
4 -	57.519	43.870	1:41.389	77.40	2.550	12:19:53.139	
5 -	59.104	44.646	1:43.750	75.64	4.911	12:21:36.889	
6 -	<b>56.915</b>	42.216	1:39.131 (3)	79.16	0.292	12:23:16.020	
7 -	56.924	41.944	1:38.868 (2)	79.37	0.029	12:24:54.888	
8 -	57.322	41.936	1:39.258	79.06	0.419	12:26:34.146	
9 -	57.253	<b>41.586</b>	<b>1:38.839 (1)</b>	<b>79.40</b>		<b>12:28:12.985</b>	

P28 62 R/C		Charlie PATERSON		Yamaha - Black Widow Exhausts/ TLSS (Total Loss Settlement)			
IDEAL LAP TIME : 1:40.589		BEST LAP TIME : 1:40.878		DIFFERENCE : 0.289			
LAP	SECTOR 1	SECTOR 2	LAP TIME	MPH	DIFF	TIME OF DAY	
1 -		44.481	1:50.499	71.02	9.621	12:14:16.090	
2 -	<b>58.346</b>	43.596	1:41.942 (3)	76.98	1.064	12:15:58.032	
3 -	58.702	42.866	1:41.568 (2)	77.26	0.690	12:17:39.600	
4 -	58.635	<b>42.243</b>	<b>1:40.878 (1)</b>	<b>77.79</b>		<b>12:19:20.478</b>	
5 -	59.215	43.213	1:42.428	76.62	1.550	12:21:02.906	

P29 53 C		Jason SIGGS		Yamaha - J Siggs Construction			
IDEAL LAP TIME : 1:45.944		BEST LAP TIME : 1:46.547		DIFFERENCE : 0.603			
LAP	SECTOR 1	SECTOR 2	LAP TIME	MPH	DIFF	TIME OF DAY	
1 -		<b>44.955</b>	1:53.451	69.17	6.904	12:14:19.042	
2 -	1:04.878	45.391	1:50.269 (3)	71.17	3.722	12:16:09.311	
3 -	<b>1:00.989</b>	45.558	<b>1:46.547 (1)</b>	<b>73.65</b>		<b>12:17:55.858</b>	
4 -	1:02.149	45.125	1:47.274 (2)	73.15	0.727	12:19:43.132	

P30 14 R		Carl BELL		Honda - Transport Compliance UK			
IDEAL LAP TIME : 2:04.492		BEST LAP TIME : 2:05.158		DIFFERENCE : 0.666			
LAP	SECTOR 1	SECTOR 2	LAP TIME	MPH	DIFF	TIME OF DAY	
1 -		53.871	2:18.295	56.74	13.137	12:14:43.886	

Weather / Track : Cloudy / Dry

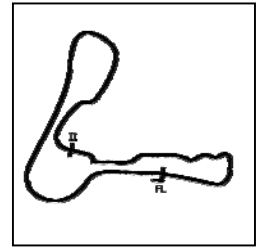
Cadwell Park  
Circuit Length = 2.1800 miles  
Start: 12:12 Flag 12:30 End: 12:31



# BMCRC - MRO Championships 2017 - Rnd 9 @ Cadwell Park

Team Respro MRO 600 inc Clubman 600 & BMCRC Rookie 600

## RACE 6 - SECTOR ANALYSIS



SECTOR 1 = FL to I1, SECTOR 2 = I1 to FL, DIFF = Difference To Personal Best Lap, P = Crossed Finish Line in Pit Lane, D = Time Disallowed

2 -	1:13.226	<b>51.932</b>	<b>2:05.158 (1)</b>	<b>62.70</b>		<b>12:16:49.044</b>
3 -	1:12.955	52.220	2:05.175 (2)	62.69	0.017	12:18:54.219

<b>P31</b>	<b>34</b>	<b>Michael ROSE</b>	-
IDEAL LAP TIME : 1:40.280		BEST LAP TIME : 1:40.280	DIFFERENCE : 0.000

LAP	SECTOR 1	SECTOR 2	LAP TIME	MPH	DIFF	TIME OF DAY
1 -		43.815	1:54.216	68.71	13.936	12:14:19.807
2 -	<b>58.940</b>	<b>41.340</b>	<b>1:40.280 (1)</b>	<b>78.26</b>		<b>12:16:00.087</b>

<b>P32</b>	<b>16 R/C</b>	<b>Ollie SHOTTON</b>	Kawasaki -
IDEAL LAP TIME :		BEST LAP TIME :	DIFFERENCE :

LAP	SECTOR 1	SECTOR 2	LAP TIME	MPH	DIFF	TIME OF DAY
1 -		<b>45.204</b>	1:53.919	68.89		12:14:19.510

<b>P33</b>	<b>119 R</b>	<b>Simon HEALEY</b>	Yamaha - Popular Tyres / Steam Packet
IDEAL LAP TIME :		BEST LAP TIME :	DIFFERENCE :

LAP	SECTOR 1	SECTOR 2	LAP TIME	MPH	DIFF	TIME OF DAY
1 -		<b>45.868</b>	1:54.714	68.41		12:14:20.305

# BMCRC - MRO Championships 2017 - Rnd 9 @ Cadwell Park

## Team Respro MRO 600 inc Clubman 600 & BMCRC Rookie 600

### RACE 6 - BEST SECTORS

SECTOR 1			SECTOR 2			IDEAL / BEST COMPARISON						
POS	NO	NAME	TIME	NO	NAME	TIME	POS	NO	NAME	IDEAL	BEST	DIFF
									<b>PERFECT LAP</b>	<b>1:35.209</b>		
1	173	DRAPER	<b>55.286</b>	173	DRAPER	<b>39.923</b>	1	173	DRAPER	1:35.209	1:35.209	<b>0.000</b>
2	11	HARVEY	<b>55.761</b>	11	HARVEY	<b>40.439</b>	2	11	HARVEY	1:36.200	1:36.230	<b>0.030</b>
3	226	HARTGROVE	<b>55.949</b>	6	HEWSON	<b>40.538</b>	3	226	HARTGROVE	1:36.576	1:37.191	<b>0.615</b>
4	10	WILBY	<b>56.071</b>	127	TINKLER	<b>40.540</b>	4	127	TINKLER	1:36.639	1:36.639	<b>0.000</b>
5	56	MILLS	<b>56.086</b>	226	HARTGROVE	<b>40.627</b>	5	6	HEWSON	1:36.744	1:36.744	<b>0.000</b>
6	127	TINKLER	<b>56.099</b>	17	BAKER	<b>40.640</b>	6	10	WILBY	1:36.811	1:36.990	<b>0.179</b>
7	777	WILLIAMS	<b>56.197</b>	10	WILBY	<b>40.740</b>	7	17	BAKER	1:36.950	1:37.304	<b>0.354</b>
8	6	HEWSON	<b>56.206</b>	56	MILLS	<b>40.867</b>	8	56	MILLS	1:36.953	1:37.070	<b>0.117</b>
9	17	BAKER	<b>56.310</b>	777	WILLIAMS	<b>41.106</b>	9	777	WILLIAMS	1:37.303	1:37.721	<b>0.418</b>
10	82	SMITH	<b>56.828</b>	34	ROSE	<b>41.340</b>	10	82	SMITH	1:38.358	1:38.358	<b>0.000</b>
11	44	PLATTON	<b>56.915</b>	82	SMITH	<b>41.530</b>	11	44	PLATTON	1:38.501	1:38.839	<b>0.338</b>
12	46	ROWLINGS	<b>57.468</b>	44	PLATTON	<b>41.586</b>	12	46	ROWLINGS	1:39.202	1:39.326	<b>0.124</b>
13	818	BARKER	<b>57.881</b>	818	BARKER	<b>41.644</b>	13	818	BARKER	1:39.525	1:39.525	<b>0.000</b>
14	43	CLARK	<b>57.883</b>	46	ROWLINGS	<b>41.734</b>	14	43	CLARK	1:40.186	1:40.296	<b>0.110</b>
15	62	PATERSON	<b>58.346</b>	62	PATERSON	<b>42.243</b>	15	34	ROSE	1:40.280	1:40.280	<b>0.000</b>
16	192	MOFFA	<b>58.630</b>	43	CLARK	<b>42.303</b>	16	62	PATERSON	1:40.589	1:40.878	<b>0.289</b>
17	126	CLACK	<b>58.935</b>	192	MOFFA	<b>42.468</b>	17	192	MOFFA	1:41.098	1:41.098	<b>0.000</b>
18	34	ROSE	<b>58.940</b>	222	EPPS	<b>43.284</b>	18	126	CLACK	1:42.443	1:42.652	<b>0.209</b>
19	32	PERRY	<b>59.393</b>	126	CLACK	<b>43.508</b>	19	32	PERRY	1:43.009	1:43.009	<b>0.000</b>
20	222	EPPS	<b>59.943</b>	32	PERRY	<b>43.616</b>	20	222	EPPS	1:43.227	1:43.525	<b>0.298</b>
21	143	PRENDERGAST	<b>59.984</b>	143	PRENDERGAST	<b>44.106</b>	21	143	PRENDERGAST	1:44.090	1:44.430	<b>0.340</b>
22	181	CROFT	<b>1:00.731</b>	101	WISKEN	<b>44.214</b>	22	101	WISKEN	1:45.093	1:45.093	<b>0.000</b>
23	164	LENEHAN	<b>1:00.857</b>	164	LENEHAN	<b>44.389</b>	23	164	LENEHAN	1:45.246	1:45.943	<b>0.697</b>
24	101	WISKEN	<b>1:00.879</b>	61	FLYNN	<b>44.759</b>	24	61	FLYNN	1:45.827	1:45.827	<b>0.000</b>
25	53	SIGGS	<b>1:00.989</b>	64	SALTMER	<b>44.889</b>	25	53	SIGGS	1:45.944	1:46.547	<b>0.603</b>
26	61	FLYNN	<b>1:01.068</b>	53	SIGGS	<b>44.955</b>	26	181	CROFT	1:46.012	1:46.266	<b>0.254</b>
27	9	GROVE	<b>1:01.539</b>	9	GROVE	<b>45.074</b>	27	64	SALTMER	1:46.474	1:46.474	<b>0.000</b>
28	64	SALTMER	<b>1:01.585</b>	22	FARMER	<b>45.083</b>	28	9	GROVE	1:46.613	1:46.894	<b>0.281</b>
29	22	FARMER	<b>1:02.083</b>	16	SHOTTON	<b>45.204</b>	29	22	FARMER	1:47.166	1:47.329	<b>0.163</b>
30	50	MURPHY	<b>1:03.721</b>	181	CROFT	<b>45.281</b>	30	50	MURPHY	1:51.286	1:51.286	<b>0.000</b>
31	14	BELL	<b>1:12.560</b>	119	HEALEY	<b>45.868</b>	31	14	BELL	2:04.492	2:05.158	<b>0.666</b>
32				50	MURPHY	<b>47.565</b>	32	16	SHOTTON			
33				14	BELL	<b>51.932</b>	33	119	HEALEY			

Weather / Track : Cloudy / Dry

Results can be found at [www.tsl-timing.com](http://www.tsl-timing.com)

Cadwell Park

Circuit Length = 2.1800 miles

Start: 12:12 Flag 12:30 End: 12:31

Printed - 12:33 Sunday, 17 September 2017

**BMCRC - MRO Championships 2017 - Rnd 9 @ Cadwell Park**

**Team Respro MRO 600 inc Clubman 600 & BMCRC Rookie 600**

**RACE 13 - GRID (11 Laps)**

ROW 12		34	<b>81</b> Liam DUFFETT	35	<b>137</b> Gavin BACK	36	
ROW 11	2:05.158	31	<b>14</b> Carl BELL	32	<b>16</b> Ollie SHOTTON	33	<b>119</b> Simon HEALEY
ROW 10		28	<b>9</b> Duncan GROVE	29	<b>22</b> Rob FARMER	30	<b>50</b> Kris MURPHY
ROW 9	1:46.266	25	<b>181</b> Gary CROFT	26	<b>64</b> Rob SALTMER	27	<b>53</b> Jason SIGGS
ROW 8		22	<b>101</b> Tom WISKEN	23	<b>61</b> Siobhan FLYNN	24	<b>164</b> David LENEHAN
ROW 7	1:43.009	19	<b>32</b> Ben PERRY	20	<b>222</b> Matthew EPPS	21	<b>143</b> Daire PRENDERGAST
ROW 6		16	<b>62</b> Charlie PATERSON	17	<b>192</b> Daniel MOFFA	18	<b>126</b> Anthony CLACK
ROW 5	1:39.525	13	<b>818</b> Alex BARKER	14	<b>34</b> Michael ROSE	15	<b>43</b> Jon CLARK
ROW 4		10	<b>82</b> Andrew SMITH	11	<b>44</b> Hayden PLATTON	12	<b>46</b> Harry ROWLINGS
ROW 3	1:37.191	7	<b>226</b> Adam HARTGROVE	8	<b>17</b> Philip BAKER	9	<b>777</b> Mason WILLIAMS
ROW 2		4	<b>6</b> Dave HEWSON	5	<b>10</b> Paul WILBY	6	<b>56</b> Michael MILLS
ROW 1	1:35.209	1	<b>173</b> Stephen DRAPER	2	<b>11</b> Josh HARVEY	3	<b>127</b> David TINKLER

**Pole**

Cadwell Park  
Circuit Length = 2.1800 miles

These results are provisional until the conclusion of any judicial and technical matters.

Clerk Of Course :	Timekeeper :
-------------------	--------------

Results can be found at [www.tsl-timing.com](http://www.tsl-timing.com)

Printed - 12:35 Sunday, 17 September 2017



# BMCRC - MRO Championships 2017 - Rnd 9 @ Cadwell Park

## Team Respro MRO 600 inc Clubman 600 & BMCRC Rookie 600

### RACE 13 - CLASSIFICATION

POS	NO	CL	PIC NAME	ENTRY	LAPS	TIME	GAP	DIFF	MPH	BEST	ON
1	173		1 Stephen DRAPER	Kawasaki -	11	17:37.683			81.62	1:34.289	2
2	127		2 David TINKLER	Yamaha - alltrades/tinklers m/cycles	11	17:52.639	14.956	14.956	80.48	1:36.085	9
3	226		3 Adam HARTGROVE	Yamaha - Technical lifting services limited	11	17:54.066	16.383	1.427	80.37	1:36.215	7
4	6		4 Dave HEWSON	Kawasaki -	11	17:54.316	16.633	0.250	80.35	1:36.310	9
5	56	C	1 Michael MILLS	Yamaha - A51 Racing	11	17:55.446	17.763	1.130	80.27	1:36.234	9
6	10	C	2 Paul WILBY	Kawasaki - MoreMoto	11	17:55.553	17.870	0.107	80.26	1:35.862	7
7	11		5 Josh HARVEY	Yamaha - NR Racing	11	17:58.082	20.399	2.529	80.07	1:36.755	7
8	17	C	3 Philip BAKER	Triumph - Ashford accident repair center	11	17:59.541	21.858	1.459	79.96	1:36.953	5
9	34		6 Michael ROSE	-	11	18:03.229	25.546	3.688	79.69	1:36.863	5
10	777	C	4 Mason WILLIAMS	Yamaha - MoreMoto	11	18:03.936	26.253	0.707	79.64	1:37.107	6
11	44		7 Hayden PLATTON	Kawasaki - NR Racing	11	18:11.858	34.175	7.922	79.06	1:37.912	3
12	46		8 Harry ROWLINGS	Triumph - Bernard Elliott racing / Steve Jordan moto	11	18:11.920	34.237	0.062	79.06	1:37.758	4
13	82	C	5 Andrew SMITH	Suzuki - 5 Club Racing / Challenger Communication	11	18:23.771	46.088	11.851	78.21	1:39.110	10
14	43	R	1 Jon CLARK	Triumph - RJC Motor Services	11	18:36.548	58.865	12.777	77.31	1:40.074	11
15	818	R	2 Alex BARKER	Yamaha - AAJ Barker Construction LTD	11	18:46.834	1:09.151	10.286	76.61	1:39.954	5
16	126	R	3 Anthony CLACK	Suzuki -	11	18:48.607	1:10.924	1.773	76.49	1:41.334	3
17	192	C	6 Daniel MOFFA	Triumph - DM Racing	11	19:08.736	1:31.053	20.129	75.15	1:41.311	10
18	32	R/C	1 Ben PERRY	Kawasaki - Truck Care UK Braddon Contracts Ltd M	11	19:12.918	1:35.235	4.182	74.87	1:43.022	10
19	143	R	4 Daire PRENDERGAST	Kawasaki - Emerald Plant Services	11	19:16.988	1:39.305	4.070	74.61	1:43.088	6
20	16	R/C	2 Ollie SHOTTON	Kawasaki -	11	19:17.259	1:39.576	0.271	74.59	1:42.320	8
21	101	R	5 Tom WISKEN	Yamaha -	10	17:38.690	1 Lap	1 Lap	74.12	1:44.640	7
22	9	C	7 Duncan GROVE	Yamaha -	10	17:42.659	1 Lap	3.969	73.85	1:43.400	4
23	181	R	6 Gary CROFT	Yamaha - Big G Racing & Little e	10	17:52.382	1 Lap	9.723	73.18	1:43.491	10
24	64	R	7 Rob SALTNER	Yamaha - Universal Tyres & Autocentres	10	17:52.780	1 Lap	0.398	73.15	1:44.209	9
25	61	R	8 Siobhan FLYNN	Yamaha - SKF Express Ltd	10	17:59.821	1 Lap	7.041	72.67	1:45.345	7
26	22	R	9 Rob FARMER	Yamaha - Obsession Engineering	10	18:01.264	1 Lap	1.443	72.58	1:46.045	9
27	119	R	10 Simon HEALEY	Yamaha - Popular Tyres / Steam Packet	10	18:04.694	1 Lap	3.430	72.35	1:46.865	9
28	164	R	11 David LENEHAN	Yamaha - Gradewell Plant & Haulage	10	18:05.232	1 Lap	0.538	72.31	1:44.775	8
29	50		9 Kris MURPHY	Yamaha - Rocksaw Racing - Hacker - Savage Squir	10	18:47.398	1 Lap	42.166	69.61	1:49.531	6

#### NOT CLASSIFIED

DNF	62	R/C	Charlie PATERSON	Yamaha - Black Widow Exhausts/ TLSS (Total Loss)	10	16:56.554	1 Lap		77.20	1:39.390	4
DNF	222	R	Matthew EPPS	Yamaha - M.E Vehicle Repairs	9	15:50.909	2 Laps	1 Lap	74.27	1:43.355	8
DNF	53	C	Jason SIGGS	Yamaha - J Siggs Construction	9	16:11.370	2 Laps	20.461	72.71	1:45.250	2

#### FASTEST LAP

173			Stephen DRAPER	Kawasaki -	2	1:34.289		83.23 mph		133.95 kph
10		C	Paul WILBY	Kawasaki - MoreMoto	7	1:35.862		81.86 mph		131.75 kph
62		R/C	Charlie PATERSON	Yamaha - Black Widow Exhausts/ TLSS (Total Loss)	4	1:39.390		78.96 mph		127.07 kph
818		R	Alex BARKER	Yamaha - AAJ Barker Construction LTD	5	1:39.954		78.51 mph		126.36 kph

Class - 90% of Race Speed = 73.45 mph  
 Class C - 90% of Race Speed = 72.24 mph  
 Class R - 90% of Race Speed = 69.57 mph

Cadwell Park  
 Circuit Length = 2.1800 miles  
 Start: 15:53 Flag 16:11 End: 16:13

Weather / Track : Cloudy / Dry  
 These results are provisional until the conclusion of any judicial and technical matters.

Clerk Of Course :	Timekeeper :
-------------------	--------------

Results can be found at [www.tsl-timing.com](http://www.tsl-timing.com)

Printed - 16:13 Sunday, 17 September 2017



# BMCRC - MRO Championships 2017 - Rnd 9 @ Cadwell Park

## Team Respro MRO 600 inc Clubman 600 & BMCRC Rookie 600

### RACE 13 - LAP CHART

#### LAP 1 @ 15:55:27.735

NO	BEHIND	LAP TIME
173		1:42.476
127	0.234	1:42.710
11	0.684	1:43.160
6	1.043	1:43.519
56	1.901	1:44.377
226	2.059	1:44.535
777	2.290	1:44.766
10	2.389	1:44.865
17	2.771	1:45.247
44	3.438	1:45.914
46	3.671	1:46.147
82	4.339	1:46.815
43	5.112	1:47.588
34	5.670	1:48.146
818	6.560	1:49.036
126	6.594	1:49.070
62	7.008	1:49.484
222	8.796	1:51.272
143	9.659	1:52.135
32	9.727	1:52.203
101	10.698	1:53.174
192	10.736	1:53.212
53	13.173	1:55.649
64	13.414	1:55.890
9	13.658	1:56.134
16	13.955	1:56.431
181	14.584	1:57.060
61	15.432	1:57.908
22	15.620	1:58.096
119	16.115	1:58.591
50	18.424	2:00.900
164	19.601	2:02.077

#### LAP 2 @ 15:57:02.024

NO	BEHIND	LAP TIME
173		1:34.289
127	3.132	1:37.187
11	3.855	1:37.460
6	4.180	1:37.426
226	5.508	1:37.738
56	5.535	1:37.923
10	5.822	1:37.722
777	6.351	1:38.350
17	6.668	1:38.186
44	7.298	1:38.149
46	8.351	1:38.969
34	9.033	1:37.652
82	9.659	1:39.609
43	11.088	1:40.265
62	13.425	1:40.706
818	14.625	1:42.354
126	14.748	1:42.443
222	19.266	1:44.759
32	19.338	1:43.900
143	20.050	1:44.680
101	21.408	1:44.999
192	21.602	1:45.155
53	24.134	1:45.250
9	24.388	1:45.019
64	26.198	1:47.073
16	26.366	1:46.700
181	26.794	1:46.499

#### LAP 3 @ 15:58:36.885

NO	BEHIND	LAP TIME
173		1:34.861
127	5.816	1:37.545
11	6.585	1:37.591
6	6.845	1:37.526
226	6.987	1:36.340
56	8.579	1:37.905
10	8.708	1:37.747
777	9.244	1:37.754
17	9.545	1:37.738
44	10.349	1:37.912
34	11.253	1:37.081
46	12.114	1:38.624
82	14.996	1:40.198
43	16.447	1:40.220
62	18.427	1:39.863
818	21.043	1:41.279
126	21.221	1:41.334
32	28.842	1:44.365
222	30.118	1:45.713
143	30.692	1:45.503
101	31.438	1:44.891
192	31.503	1:44.762
9	33.606	1:44.079
53	35.624	1:46.351
16	35.760	1:44.255
64	39.380	1:48.043
181	39.673	1:47.740
61	40.013	1:47.596
22	40.287	1:47.465
119	41.433	1:47.539
164	44.859	1:47.422
50	52.064	1:51.554

#### LAP 4 @ 16:00:11.872

NO	BEHIND	LAP TIME
173		1:34.987
127	8.307	1:37.478
6	8.663	1:36.805
226	9.007	1:37.007
11	9.315	1:37.717
10	10.080	1:36.359
56	10.934	1:37.342
777	11.423	1:37.166
17	11.936	1:37.378
34	14.058	1:37.792
44	14.599	1:39.237
46	14.885	1:37.758
82	19.498	1:39.489
43	22.123	1:40.663
62	22.830	1:39.390
818	26.530	1:40.474
126	27.637	1:41.403
32	37.500	1:43.645
222	40.485	1:45.354
143	41.132	1:45.427
101	41.368	1:44.917

#### LAP 5 @ 16:01:47.093

NO	BEHIND	LAP TIME
173		1:35.221
127	10.389	1:37.303
6	11.053	1:37.611
226	11.192	1:37.406
11	11.422	1:37.328
10	11.667	1:36.808
56	12.224	1:36.511
777	13.537	1:37.335
17	13.668	1:36.953
34	15.700	1:36.863
44	17.576	1:38.198
46	18.293	1:38.629
82	24.014	1:39.737
43	26.987	1:40.085
62	27.273	1:39.664
818	31.263	1:39.954
126	34.363	1:41.947
32	46.551	1:44.272
222	50.759	1:45.495
143	50.873	1:44.962
101	51.274	1:45.127
192	51.352	1:45.078
9	52.088	1:45.290
16	53.450	1:43.871
53	1:00.657	1:47.365
64	1:03.802	1:47.278
181	1:04.124	1:47.332
61	1:04.860	1:47.764
22	1:05.087	1:47.595
119	1:05.980	1:47.489
164	1:13.767	1:49.831
50	1:24.547	1:50.795

#### LAP 6 @ 16:03:22.367

NO	BEHIND	LAP TIME
173		1:35.274
127	11.638	1:36.523
6	12.145	1:36.366
226	12.449	1:36.531
11	12.999	1:36.851
10	13.151	1:36.758
56	13.444	1:36.494
777	15.370	1:37.107
17	15.607	1:37.213
34	17.338	1:36.912
44	21.110	1:38.808
46	21.245	1:38.226
82	28.280	1:39.540
43	32.967	1:41.254
62	33.620	1:41.621

#### LAP 7 @ 16:04:57.417

NO	BEHIND	LAP TIME
173		1:35.050
50	1 Lap	1:49.531
127	13.188	1:36.600
6	13.417	1:36.322
226	13.614	1:36.215
10	13.963	1:35.862
11	14.704	1:36.755
56	14.844	1:36.450
777	17.598	1:37.278
17	17.857	1:37.300
34	20.096	1:37.808
44	24.927	1:38.867
46	25.147	1:38.952
82	32.919	1:39.689
43	38.981	1:41.064
62	39.140	1:40.570
818	41.002	1:39.982
126	47.780	1:41.492
32	1:06.053	1:45.350
143	1:07.373	1:43.736
192	1:08.154	1:43.288
222	1:09.143	1:44.304
101	1:10.549	1:44.640
16	1:10.651	1:43.794
9	1:11.909	1:45.371
53	1:24.490	1:47.046
64	1:26.015	1:46.057
181	1:26.256	1:46.059
61	1:27.072	1:45.345
22	1:28.809	1:46.641
119	1:30.192	1:46.986
164	1:35.825	1:45.659

#### LAP 8 @ 16:06:33.358

NO	BEHIND	LAP TIME
173		1:35.941
127	14.803	1:37.556
6	15.157	1:37.681
226	15.407	1:37.734
10	15.671	1:37.649
56	16.085	1:37.182
11	17.160	1:38.397
50	1 Lap	1:51.078
17	19.209	1:37.293
777	20.819	1:39.162

#### LAP 9 @ 16:08:11.090

NO	BEHIND	LAP TIME
173		1:37.732
22	1 Lap	1:46.591
119	1 Lap	1:46.975
164	1 Lap	1:44.775
127	13.156	1:36.085
6	13.735	1:36.310
226	14.024	1:36.349
10	14.217	1:36.278
56	14.587	1:36.234
11	16.238	1:36.810
17	18.440	1:36.963
777	21.093	1:38.006
34	21.346	1:37.581
44	28.886	1:39.198
46	29.235	1:39.262
82	39.465	1:40.367
50	1 Lap	1:59.339
43	49.475	1:41.628
62	49.744	1:41.676
818	55.105	1:47.196
126	58.932	1:42.960
192	1:19.876	1:41.929
32	1:19.936	1:43.301
143	1:22.905	1:45.095
16	1:24.008	1:44.710
222	1:25.078	1:46.253
101	1:27.410	1:45.274
9	1:29.532	1:45.930

#### LAP 10 @ 16:09:47.093

NO	BEHIND	LAP TIME
173		1:36.003
64	1 Lap	1:44.209
181	1 Lap	1:44.434
53	1 Lap	1:47.320
61	1 Lap	1:46.463
22	1 Lap	1:46.045
127	14.020	1:36.867
119	1 Lap	1:46.865
6	14.809	1:37.077
226	15.014	1:36.993
56	15.580	1:36.996

Cadwell Park

Circuit Length = 2.1800 miles

Start: 15:53 Flag 16:11 End: 16:13

Weather / Track : Cloudy / Dry

# BMCRC - MRO Championships 2017 - Rnd 9 @ Cadwell Park

Team Respro MRO 600 inc Clubman 600 & BMCRC Rookie 600

## RACE 13 - LAP CHART

10	15.891	1:37.677
164	1 Lap	1:46.106
11	17.194	1:36.959
17	19.552	1:37.115
34	22.429	1:37.086
777	22.866	1:37.776
44	31.318	1:38.435
46	31.679	1:38.447
82	42.572	1:39.110
50	1 Lap	1:49.592
43	54.640	1:41.168
62	54.720	1:40.979
818	1:01.619	1:42.517
126	1:04.682	1:41.753
192	1:25.184	1:41.311
32	1:26.955	1:43.022
143	1:30.184	1:43.282
16	1:30.548	1:42.543

**LAP 11 @ 16:11:22.942**

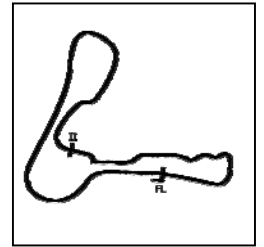
NO	BEHIND	LAP TIME
173		1:35.849
101	1 Lap	1:45.449
9	1 Lap	1:47.296
181	1 Lap	1:43.491
127	14.956	1:36.785
64	1 Lap	1:44.364
226	16.383	1:37.218
6	16.633	1:37.673
56	17.763	1:38.032
10	17.870	1:37.828
11	20.399	1:39.054
17	21.858	1:38.155
61	1 Lap	1:48.315
22	1 Lap	1:47.661
34	25.546	1:38.966
777	26.253	1:39.236
119	1 Lap	1:48.504
164	1 Lap	1:46.368
44	34.175	1:38.706
46	34.237	1:38.407
82	46.088	1:39.365
43	58.865	1:40.074
818	1:09.151	1:43.381
50	1 Lap	1:51.477
126	1:10.924	1:42.091
192	1:31.053	1:41.718
32	1:35.235	1:44.129
143	1:39.305	1:44.970
16	1:39.576	1:44.877

Weather / Track : Cloudy / Dry

# BMCRC - MRO Championships 2017 - Rnd 9 @ Cadwell Park

Team Respro MRO 600 inc Clubman 600 & BMCRC Rookie 600

## RACE 13 - SECTOR ANALYSIS



SECTOR 1 = FL to I1, SECTOR 2 = I1 to FL, DIFF = Difference To Personal Best Lap, P = Crossed Finish Line in Pit Lane, D = Time Disallowed

P1 173		Stephen DRAPER		Kawasaki -		
IDEAL LAP TIME : 1:34.289		BEST LAP TIME : 1:34.289		DIFFERENCE : 0.000		
LAP	SECTOR 1	SECTOR 2	LAP TIME	MPH	DIFF	TIME OF DAY
1 -		40.955	1:42.476	76.58	8.187	15:55:27.735
2 -	<b>54.708</b>	<b>39.581</b>	<b>1:34.289 (1)</b>	<b>83.23</b>		<b>15:57:02.024</b>
3 -	54.811	40.050	1:34.861 (2)	82.73	0.572	15:58:36.885
4 -	54.993	39.994	1:34.987 (3)	82.62	0.698	16:00:11.872
5 -	55.415	39.806	1:35.221	82.41	0.932	16:01:47.093
6 -	55.478	39.796	1:35.274	82.37	0.985	16:03:22.367
7 -	55.208	39.842	1:35.050	82.56	0.761	16:04:57.417
8 -	55.542	40.399	1:35.941	81.80	1.652	16:06:33.358
9 -	55.690	42.042	1:37.732	80.30	3.443	16:08:11.090
10 -	56.289	39.714	1:36.003	81.74	1.714	16:09:47.093
11 -	55.390	40.459	1:35.849	81.87	1.560	16:11:22.942

P2 127		David TINKLER		Yamaha - alltrades/tinklers m/cycles		
IDEAL LAP TIME : 1:35.969		BEST LAP TIME : 1:36.085		DIFFERENCE : 0.116		
LAP	SECTOR 1	SECTOR 2	LAP TIME	MPH	DIFF	TIME OF DAY
1 -		41.357	1:42.710	76.40	6.625	15:55:27.969
2 -	56.343	40.844	1:37.187	80.75	1.102	15:57:05.156
3 -	56.570	40.975	1:37.545	80.45	1.460	15:58:42.701
4 -	56.245	41.233	1:37.478	80.51	1.393	16:00:20.179
5 -	56.462	40.841	1:37.303	80.65	1.218	16:01:57.482
6 -	56.059	40.464	1:36.523 (2)	81.30	0.438	16:03:34.005
7 -	55.827	40.773	1:36.600 (3)	81.24	0.515	16:05:10.605
8 -	55.716	41.840	1:37.556	80.44	1.471	16:06:48.161
9 -	55.740	<b>40.345</b>	<b>1:36.085 (1)</b>	<b>81.67</b>		<b>16:08:24.246</b>
10 -	<b>55.624</b>	41.243	1:36.867	81.01	0.782	16:10:01.113
11 -	56.287	40.498	1:36.785	81.08	0.700	16:11:37.898

P3 226		Adam HARTGROVE		Yamaha - Technical lifting services limited		
IDEAL LAP TIME : 1:35.976		BEST LAP TIME : 1:36.215		DIFFERENCE : 0.239		
LAP	SECTOR 1	SECTOR 2	LAP TIME	MPH	DIFF	TIME OF DAY
1 -		41.595	1:44.535	75.07	8.320	15:55:29.794
2 -	56.605	41.133	1:37.738	80.29	1.523	15:57:07.532
3 -	55.922	<b>40.418</b>	1:36.340 (2)	81.46	0.125	15:58:43.872
4 -	56.229	40.778	1:37.007	80.90	0.792	16:00:20.879
5 -	56.263	41.143	1:37.406	80.57	1.191	16:01:58.285
6 -	55.802	40.729	1:36.531	81.30	0.316	16:03:34.816
7 -	55.738	40.477	<b>1:36.215 (1)</b>	<b>81.56</b>		<b>16:05:11.031</b>
8 -	55.905	41.829	1:37.734	80.30	1.519	16:06:48.765
9 -	55.778	40.571	1:36.349 (3)	81.45	0.134	16:08:25.114
10 -	<b>55.558</b>	41.435	1:36.993	80.91	0.778	16:10:02.107
11 -	56.781	40.437	1:37.218	80.72	1.003	16:11:39.325

P4 6		Dave HEWSON		Kawasaki -		
IDEAL LAP TIME : 1:35.865		BEST LAP TIME : 1:36.310		DIFFERENCE : 0.445		
LAP	SECTOR 1	SECTOR 2	LAP TIME	MPH	DIFF	TIME OF DAY
1 -		41.165	1:43.519	75.81	7.209	15:55:28.778
2 -	56.537	40.889	1:37.426	80.55	1.116	15:57:06.204
3 -	56.541	40.985	1:37.526	80.47	1.216	15:58:43.730
4 -	56.070	40.735	1:36.805	81.07	0.495	16:00:20.535
5 -	56.272	41.339	1:37.611	80.40	1.301	16:01:58.146
6 -	55.571	40.795	1:36.366 (3)	81.44	0.056	16:03:34.512
7 -	55.559	40.763	1:36.322 (2)	81.47	0.012	16:05:10.834
8 -	55.608	42.073	1:37.681	80.34	1.371	16:06:48.515
9 -	55.688	40.622	<b>1:36.310 (1)</b>	<b>81.48</b>		<b>16:08:24.825</b>
10 -	<b>55.457</b>	41.620	1:37.077	80.84	0.767	16:10:01.902
11 -	57.265	<b>40.408</b>	1:37.673	80.35	1.363	16:11:39.575

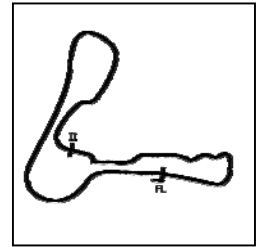
Weather / Track : Cloudy / Dry

Cadwell Park  
Circuit Length = 2.1800 miles  
Start: 15:53 Flag 16:11 End: 16:13

# BMCRC - MRO Championships 2017 - Rnd 9 @ Cadwell Park

Team Respro MRO 600 inc Clubman 600 & BMCRC Rookie 600

## RACE 13 - SECTOR ANALYSIS



SECTOR 1 = FL to I1, SECTOR 2 = I1 to FL, DIFF = Difference To Personal Best Lap, P = Crossed Finish Line in Pit Lane, D = Time Disallowed

P5 56 C Michael MILLS		Yamaha - A51 Racing				
IDEAL LAP TIME : 1:36.062		BEST LAP TIME : 1:36.234		DIFFERENCE : 0.172		
LAP	SECTOR 1	SECTOR 2	LAP TIME	MPH	DIFF	TIME OF DAY
1 -		41.694	1:44.377	75.18	8.143	15:55:29.636
2 -	56.547	41.376	1:37.923	80.14	1.689	15:57:07.559
3 -	56.795	41.110	1:37.905	80.16	1.671	15:58:45.464
4 -	56.512	40.830	1:37.342	80.62	1.108	16:00:22.806
5 -	55.765	40.746	1:36.511	81.31	0.277	16:01:59.317
6 -	55.902	40.592	1:36.494 (3)	81.33	0.260	16:03:35.811
7 -	55.794	40.656	1:36.450 (2)	81.36	0.216	16:05:12.261
8 -	<b>55.653</b>	41.529	1:37.182	80.75	0.948	16:06:49.443
9 -	55.825	<b>40.409</b>	<b>1:36.234 (1)</b>	<b>81.55</b>		<b>16:08:25.677</b>
10 -	55.666	41.330	1:36.996	80.91	0.762	16:10:02.673
11 -	57.205	40.827	1:38.032	80.05	1.798	16:11:40.705

P6 10 C Paul WILBY		Kawasaki - MoreMoto				
IDEAL LAP TIME : 1:35.858		BEST LAP TIME : 1:35.862		DIFFERENCE : 0.004		
LAP	SECTOR 1	SECTOR 2	LAP TIME	MPH	DIFF	TIME OF DAY
1 -		41.785	1:44.865	74.83	9.003	15:55:30.124
2 -	56.531	41.191	1:37.722	80.31	1.860	15:57:07.846
3 -	56.671	41.076	1:37.747	80.28	1.885	15:58:45.593
4 -	55.872	<b>40.487</b>	1:36.359 (3)	81.44	0.497	16:00:21.952
5 -	55.700	41.108	1:36.808	81.06	0.946	16:01:58.760
6 -	56.015	40.743	1:36.758	81.11	0.896	16:03:35.518
7 -	<b>55.371</b>	40.491	<b>1:35.862 (1)</b>	<b>81.86</b>		<b>16:05:11.380</b>
8 -	55.770	41.879	1:37.649	80.37	1.787	16:06:49.029
9 -	55.725	40.553	1:36.278 (2)	81.51	0.416	16:08:25.307
10 -	55.692	41.985	1:37.677	80.34	1.815	16:10:02.984
11 -	57.081	40.747	1:37.828	80.22	1.966	16:11:40.812

P7 11 Josh HARVEY		Yamaha - NR Racing				
IDEAL LAP TIME : 1:36.676		BEST LAP TIME : 1:36.755		DIFFERENCE : 0.079		
LAP	SECTOR 1	SECTOR 2	LAP TIME	MPH	DIFF	TIME OF DAY
1 -		41.222	1:43.160	76.07	6.405	15:55:28.419
2 -	56.395	41.065	1:37.460	80.52	0.705	15:57:05.879
3 -	56.613	40.978	1:37.591	80.41	0.836	15:58:43.470
4 -	56.990	<b>40.727</b>	1:37.717	80.31	0.962	16:00:21.187
5 -	56.354	40.974	1:37.328	80.63	0.573	16:01:58.515
6 -	56.073	40.778	1:36.851 (3)	81.03	0.096	16:03:35.366
7 -	<b>55.949</b>	40.806	<b>1:36.755 (1)</b>	<b>81.11</b>		<b>16:05:12.121</b>
8 -	56.204	42.193	1:38.397	79.75	1.642	16:06:50.518
9 -	55.974	40.836	1:36.810 (2)	81.06	0.055	16:08:27.328
10 -	56.103	40.856	1:36.959	80.94	0.204	16:10:04.287
11 -	57.471	41.583	1:39.054	79.23	2.299	16:11:43.341

P8 17 C Philip BAKER		Triumph - Ashford accident repair center				
IDEAL LAP TIME : 1:36.826		BEST LAP TIME : 1:36.953		DIFFERENCE : 0.127		
LAP	SECTOR 1	SECTOR 2	LAP TIME	MPH	DIFF	TIME OF DAY
1 -		41.973	1:45.247	74.56	8.294	15:55:30.506
2 -	56.754	41.432	1:38.186	79.93	1.233	15:57:08.692
3 -	56.630	41.108	1:37.738	80.29	0.785	15:58:46.430
4 -	56.482	40.896	1:37.378	80.59	0.425	16:00:23.808
5 -	56.316	<b>40.637</b>	<b>1:36.953 (1)</b>	<b>80.94</b>		<b>16:02:00.761</b>
6 -	56.363	40.850	1:37.213	80.73	0.260	16:03:37.974
7 -	56.252	41.048	1:37.300	80.65	0.347	16:05:15.274
8 -	56.577	40.716	1:37.293	80.66	0.340	16:06:52.567
9 -	<b>56.189</b>	40.774	1:36.963 (2)	80.93	0.010	16:08:29.530
10 -	56.448	40.667	1:37.115 (3)	80.81	0.162	16:10:06.645
11 -	56.304	41.851	1:38.155	79.95	1.202	16:11:44.800

Weather / Track : Cloudy / Dry

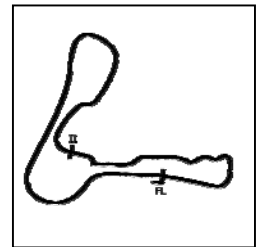
Cadwell Park  
Circuit Length = 2.1800 miles  
Start: 15:53 Flag 16:11 End: 16:13



# BMCRC - MRO Championships 2017 - Rnd 9 @ Cadwell Park

Team Respro MRO 600 inc Clubman 600 & BMCRC Rookie 600

## RACE 13 - SECTOR ANALYSIS



SECTOR 1 = FL to I1, SECTOR 2 = I1 to FL, DIFF = Difference To Personal Best Lap, P = Crossed Finish Line in Pit Lane, D = Time Disallowed

P9 34		Michael ROSE				
IDEAL LAP TIME : 1:36.565		BEST LAP TIME : 1:36.863		DIFFERENCE : 0.298		
LAP	SECTOR 1	SECTOR 2	LAP TIME	MPH	DIFF	TIME OF DAY
1 -		42.296	1:48.146	72.56	11.283	15:55:33.405
2 -	56.430	41.222	1:37.652	80.36	0.789	15:57:11.057
3 -	56.354	<b>40.727</b>	1:37.081 (3)	80.84	0.218	15:58:48.138
4 -	56.343	41.449	1:37.792	80.25	0.929	16:00:25.930
5 -	<b>55.838</b>	41.025	<b>1:36.863 (1)</b>	<b>81.02</b>		<b>16:02:02.793</b>
6 -	56.181	40.731	1:36.912 (2)	80.98	0.049	16:03:39.705
7 -	56.716	41.092	1:37.808	80.23	0.945	16:05:17.513
8 -	56.409	40.933	1:37.342	80.62	0.479	16:06:54.855
9 -	56.443	41.138	1:37.581	80.42	0.718	16:08:32.436
10 -	55.932	41.154	1:37.086	80.83	0.223	16:10:09.522
11 -	56.109	42.857	1:38.966	79.30	2.103	16:11:48.488

P10 777 C		Mason WILLIAMS		Yamaha - MoreMoto		
IDEAL LAP TIME : 1:36.765		BEST LAP TIME : 1:37.107		DIFFERENCE : 0.342		
LAP	SECTOR 1	SECTOR 2	LAP TIME	MPH	DIFF	TIME OF DAY
1 -		41.797	1:44.766	74.91	7.659	15:55:30.025
2 -	56.567	41.783	1:38.350	79.79	1.243	15:57:08.375
3 -	56.270	41.484	1:37.754	80.28	0.647	15:58:46.129
4 -	56.046	41.120	1:37.166 (2)	80.76	0.059	16:00:23.295
5 -	<b>55.878</b>	41.457	1:37.335	80.62	0.228	16:02:00.630
6 -	56.220	<b>40.887</b>	<b>1:37.107 (1)</b>	<b>80.81</b>		<b>16:03:37.737</b>
7 -	55.962	41.316	1:37.278 (3)	80.67	0.171	16:05:15.015
8 -	58.035	41.127	1:39.162	79.14	2.055	16:06:54.177
9 -	56.442	41.564	1:38.006	80.07	0.899	16:08:32.183
10 -	56.656	41.120	1:37.776	80.26	0.669	16:10:09.959
11 -	56.428	42.808	1:39.236	79.08	2.129	16:11:49.195

P11 44		Hayden PLATTON		Kawasaki - NR Racing		
IDEAL LAP TIME : 1:37.875		BEST LAP TIME : 1:37.912		DIFFERENCE : 0.037		
LAP	SECTOR 1	SECTOR 2	LAP TIME	MPH	DIFF	TIME OF DAY
1 -		42.374	1:45.914	74.09	8.002	15:55:31.173
2 -	56.587	41.562	1:38.149 (2)	79.96	0.237	15:57:09.322
3 -	<b>56.511</b>	41.401	<b>1:37.912 (1)</b>	<b>80.15</b>		<b>15:58:47.234</b>
4 -	56.734	42.503	1:39.237	79.08	1.325	16:00:26.471
5 -	56.834	<b>41.364</b>	1:38.198 (3)	79.92	0.286	16:02:04.669
6 -	56.882	41.926	1:38.808	79.42	0.896	16:03:43.477
7 -	56.994	41.873	1:38.867	79.38	0.955	16:05:22.344
8 -	56.691	41.743	1:38.434	79.72	0.522	16:07:00.778
9 -	56.958	42.240	1:39.198	79.11	1.286	16:08:39.976
10 -	56.704	41.731	1:38.435	79.72	0.523	16:10:18.411
11 -	56.644	42.062	1:38.706	79.50	0.794	16:11:57.117

P12 46		Harry ROWLINGS		Triumph - Bernard Elliott racing / Steve Jordan motorcycles		
IDEAL LAP TIME : 1:37.758		BEST LAP TIME : 1:37.758		DIFFERENCE : 0.000		
LAP	SECTOR 1	SECTOR 2	LAP TIME	MPH	DIFF	TIME OF DAY
1 -		41.924	1:46.147	73.93	8.389	15:55:31.406
2 -	56.898	42.071	1:38.969	79.29	1.211	15:57:10.375
3 -	56.959	41.665	1:38.624	79.57	0.866	15:58:48.999
4 -	<b>56.627</b>	<b>41.131</b>	<b>1:37.758 (1)</b>	<b>80.28</b>		<b>16:00:26.757</b>
5 -	56.962	41.667	1:38.629	79.57	0.871	16:02:05.386
6 -	56.767	41.459	1:38.226 (2)	79.89	0.468	16:03:43.612
7 -	57.278	41.674	1:38.952	79.31	1.194	16:05:22.564
8 -	57.067	41.432	1:38.499	79.67	0.741	16:07:01.063
9 -	57.210	42.052	1:39.262	79.06	1.504	16:08:40.325
10 -	57.090	41.357	1:38.447	79.71	0.689	16:10:18.772
11 -	56.860	41.547	1:38.407 (3)	79.75	0.649	16:11:57.179

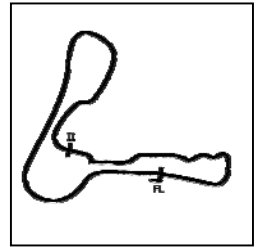
Weather / Track : Cloudy / Dry

Cadwell Park  
Circuit Length = 2.1800 miles  
Start: 15:53 Flag 16:11 End: 16:13

# BMCRC - MRO Championships 2017 - Rnd 9 @ Cadwell Park

Team Respro MRO 600 inc Clubman 600 & BMCRC Rookie 600

## RACE 13 - SECTOR ANALYSIS



SECTOR 1 = FL to I1, SECTOR 2 = I1 to FL, DIFF = Difference To Personal Best Lap, P = Crossed Finish Line in Pit Lane, D = Time Disallowed

P13 82 C Andrew SMITH			Suzuki - 5 Club Racing / Challenger Communications			
IDEAL LAP TIME : 1:38.797		BEST LAP TIME : 1:39.110		DIFFERENCE : 0.313		
LAP	SECTOR 1	SECTOR 2	LAP TIME	MPH	DIFF	TIME OF DAY
1 -		42.449	1:46.815	73.47	7.705	15:55:32.074
2 -	<b>56.953</b>	42.656	1:39.609	78.78	0.499	15:57:11.683
3 -	57.704	42.494	1:40.198	78.32	1.088	15:58:51.881
4 -	57.526	41.963	1:39.489 (3)	78.88	0.379	16:00:31.370
5 -	57.730	42.007	1:39.737	78.68	0.627	16:02:11.107
6 -	57.663	41.877	1:39.540	78.84	0.430	16:03:50.647
7 -	57.636	42.053	1:39.689	78.72	0.579	16:05:30.336
8 -	57.397	42.455	1:39.852	78.59	0.742	16:07:10.188
9 -	57.667	42.700	1:40.367	78.19	1.257	16:08:50.555
10 -	57.266	<b>41.844</b>	<b>1:39.110 (1)</b>	<b>79.18</b>		<b>16:10:29.665</b>
11 -	57.277	42.088	1:39.365 (2)	78.98	0.255	16:12:09.030

P14 43 R Jon CLARK			Triumph - RJC Motor Services			
IDEAL LAP TIME : 1:39.532		BEST LAP TIME : 1:40.074		DIFFERENCE : 0.542		
LAP	SECTOR 1	SECTOR 2	LAP TIME	MPH	DIFF	TIME OF DAY
1 -		42.686	1:47.588	72.94	7.514	15:55:32.847
2 -	57.979	42.286	1:40.265	78.27	0.191	15:57:13.112
3 -	<b>57.803</b>	42.417	1:40.220 (3)	78.30	0.146	15:58:53.332
4 -	58.170	42.493	1:40.663	77.96	0.589	16:00:33.995
5 -	58.069	42.016	1:40.085 (2)	78.41	0.011	16:02:14.080
6 -	58.715	42.539	1:41.254	77.50	1.180	16:03:55.334
7 -	58.346	42.718	1:41.064	77.65	0.990	16:05:36.398
8 -	59.215	43.324	1:42.539	76.53	2.465	16:07:18.937
9 -	59.204	42.424	1:41.628	77.22	1.554	16:09:00.565
10 -	58.737	42.431	1:41.168	77.57	1.094	16:10:41.733
11 -	58.345	<b>41.729</b>	<b>1:40.074 (1)</b>	<b>78.42</b>		<b>16:12:21.807</b>

P15 818 R Alex BARKER			Yamaha - AAJ Barker Construction LTD			
IDEAL LAP TIME : 1:39.845		BEST LAP TIME : 1:39.954		DIFFERENCE : 0.109		
LAP	SECTOR 1	SECTOR 2	LAP TIME	MPH	DIFF	TIME OF DAY
1 -		43.814	1:49.036	71.97	9.082	15:55:34.295
2 -	59.189	43.165	1:42.354	76.67	2.400	15:57:16.649
3 -	58.669	42.610	1:41.279	77.48	1.325	15:58:57.928
4 -	58.072	42.402	1:40.474	78.11	0.520	16:00:38.402
5 -	57.973	<b>41.981</b>	<b>1:39.954 (1)</b>	<b>78.51</b>		<b>16:02:18.356</b>
6 -	57.941	42.140	1:40.081 (3)	78.41	0.127	16:03:58.437
7 -	<b>57.864</b>	42.118	1:39.982 (2)	78.49	0.028	16:05:38.419
8 -	58.019	42.561	1:40.580	78.02	0.626	16:07:18.999
9 -	58.803	48.393	1:47.196	73.21	7.242	16:09:06.195
10 -	59.756	42.761	1:42.517	76.55	2.563	16:10:48.712
11 -	59.165	44.216	1:43.381	75.91	3.427	16:12:32.093

P16 126 R Anthony CLACK			Suzuki -			
IDEAL LAP TIME : 1:40.555		BEST LAP TIME : 1:41.334		DIFFERENCE : 0.779		
LAP	SECTOR 1	SECTOR 2	LAP TIME	MPH	DIFF	TIME OF DAY
1 -		43.525	1:49.070	71.95	7.736	15:55:34.329
2 -	59.395	43.048	1:42.443	76.60	1.109	15:57:16.772
3 -	58.752	<b>42.582</b>	<b>1:41.334 (1)</b>	<b>77.44</b>		<b>15:58:58.106</b>
4 -	58.386	43.017	1:41.403 (2)	77.39	0.069	16:00:39.509
5 -	58.662	43.285	1:41.947	76.98	0.613	16:02:21.456
6 -	58.506	43.743	1:42.249	76.75	0.915	16:04:03.705
7 -	58.562	42.930	1:41.492 (3)	77.32	0.158	16:05:45.197
8 -	58.714	43.151	1:41.865	77.04	0.531	16:07:27.062
9 -	59.124	43.836	1:42.960	76.22	1.626	16:09:10.022
10 -	58.774	42.979	1:41.753	77.12	0.419	16:10:51.775
11 -	<b>57.973</b>	44.118	1:42.091	76.87	0.757	16:12:33.866

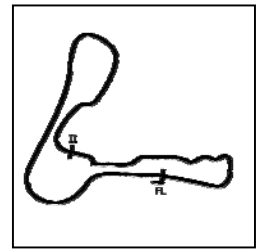
Weather / Track : Cloudy / Dry

Cadwell Park  
Circuit Length = 2.1800 miles  
Start: 15:53 Flag 16:11 End: 16:13

# BMCRC - MRO Championships 2017 - Rnd 9 @ Cadwell Park

Team Respro MRO 600 inc Clubman 600 & BMCRC Rookie 600

## RACE 13 - SECTOR ANALYSIS



SECTOR 1 = FL to I1, SECTOR 2 = I1 to FL, DIFF = Difference To Personal Best Lap, P = Crossed Finish Line in Pit Lane, D = Time Disallowed

P17 192 C		Daniel MOFFA		Triumph - DM Racing		
IDEAL LAP TIME : 1:40.609		BEST LAP TIME : 1:41.311		DIFFERENCE : 0.702		
LAP	SECTOR 1	SECTOR 2	LAP TIME	MPH	DIFF	TIME OF DAY
1 -		44.635	1:53.212	69.32	11.901	15:55:38.471
2 -	1:00.754	44.401	1:45.155	74.63	3.844	15:57:23.626
3 -	1:00.568	44.194	1:44.762	74.91	3.451	15:59:08.388
4 -	1:00.690	44.289	1:44.979	74.75	3.668	16:00:53.367
5 -	1:00.641	44.437	1:45.078	74.68	3.767	16:02:38.445
6 -	1:00.277	43.561	1:43.838	75.57	2.527	16:04:22.283
7 -	1:00.522	42.766	1:43.288	75.98	1.977	16:06:05.571
8 -	59.460	44.006	1:43.466	75.85	2.155	16:07:49.037
9 -	59.201	42.728	1:41.929 (3)	76.99	0.618	16:09:30.966
10 -	59.129	<b>42.182</b>	<b>1:41.311 (1)</b>	<b>77.46</b>		<b>16:11:12.277</b>
11 -	<b>58.427</b>	43.291	1:41.718 (2)	77.15	0.407	16:12:53.995

P18 32 R/C		Ben PERRY		Kawasaki - Truck Care UK Braddon Contracts Ltd Moore Hire S		
IDEAL LAP TIME : 1:42.330		BEST LAP TIME : 1:43.022		DIFFERENCE : 0.692		
LAP	SECTOR 1	SECTOR 2	LAP TIME	MPH	DIFF	TIME OF DAY
1 -		44.236	1:52.203	69.94	9.181	15:55:37.462
2 -	59.618	44.282	1:43.900	75.53	0.878	15:57:21.362
3 -	1:00.977	<b>43.388</b>	1:44.365	75.19	1.343	15:59:05.727
4 -	59.860	43.785	1:43.645 (3)	75.72	0.623	16:00:49.372
5 -	1:00.219	44.053	1:44.272	75.26	1.250	16:02:33.644
6 -	59.712	44.764	1:44.476	75.11	1.454	16:04:18.120
7 -	1:00.524	44.826	1:45.350	74.49	2.328	16:06:03.470
8 -	1:00.106	44.149	1:44.255	75.27	1.233	16:07:47.725
9 -	59.415	43.886	1:43.301 (2)	75.97	0.279	16:09:31.026
10 -	59.322	43.700	<b>1:43.022 (1)</b>	<b>76.17</b>		<b>16:11:14.048</b>
11 -	<b>58.942</b>	45.187	1:44.129	75.36	1.107	16:12:58.177

P19 143 R		Daire PRENDERGAST		Kawasaki - Emerald Plant Services		
IDEAL LAP TIME : 1:43.026		BEST LAP TIME : 1:43.088		DIFFERENCE : 0.062		
LAP	SECTOR 1	SECTOR 2	LAP TIME	MPH	DIFF	TIME OF DAY
1 -		44.576	1:52.135	69.98	9.047	15:55:37.394
2 -	1:00.306	44.374	1:44.680	74.97	1.592	15:57:22.074
3 -	1:00.842	44.661	1:45.503	74.38	2.415	15:59:07.577
4 -	1:00.788	44.639	1:45.427	74.44	2.339	16:00:53.004
5 -	1:00.471	44.491	1:44.962	74.77	1.874	16:02:37.966
6 -	59.303	<b>43.785</b>	<b>1:43.088 (1)</b>	<b>76.12</b>		<b>16:04:21.054</b>
7 -	59.597	44.139	1:43.736 (3)	75.65	0.648	16:06:04.790
8 -	59.932	44.178	1:44.110	75.38	1.022	16:07:48.900
9 -	59.928	45.167	1:45.095	74.67	2.007	16:09:33.995
10 -	<b>59.241</b>	44.041	1:43.282 (2)	75.98	0.194	16:11:17.277
11 -	1:00.235	44.735	1:44.970	74.76	1.882	16:13:02.247

P20 16 R/C		Ollie SHOTTON		Kawasaki -		
IDEAL LAP TIME : 1:41.674		BEST LAP TIME : 1:42.320		DIFFERENCE : 0.646		
LAP	SECTOR 1	SECTOR 2	LAP TIME	MPH	DIFF	TIME OF DAY
1 -		46.174	1:56.431	67.40	14.111	15:55:41.690
2 -	1:01.212	45.488	1:46.700	73.55	4.380	15:57:28.390
3 -	1:00.375	43.880	1:44.255	75.27	1.935	15:59:12.645
4 -	1:00.166	43.861	1:44.027	75.44	1.707	16:00:56.672
5 -	59.492	44.379	1:43.871	75.55	1.551	16:02:40.543
6 -	59.743	43.988	1:43.731 (3)	75.65	1.411	16:04:24.274
7 -	59.782	44.012	1:43.794	75.61	1.474	16:06:08.068
8 -	59.172	<b>43.148</b>	<b>1:42.320 (1)</b>	<b>76.70</b>		<b>16:07:50.388</b>
9 -	59.767	44.943	1:44.710	74.95	2.390	16:09:35.098
10 -	<b>58.526</b>	44.017	1:42.543 (2)	76.53	0.223	16:11:17.641
11 -	59.971	44.906	1:44.877	74.83	2.557	16:13:02.518

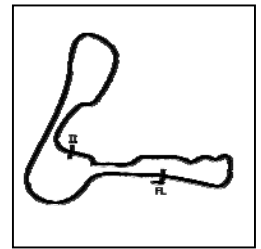
Weather / Track : Cloudy / Dry

Cadwell Park  
Circuit Length = 2.1800 miles  
Start: 15:53 Flag 16:11 End: 16:13

# BMCRC - MRO Championships 2017 - Rnd 9 @ Cadwell Park

Team Respro MRO 600 inc Clubman 600 & BMCRC Rookie 600

## RACE 13 - SECTOR ANALYSIS



SECTOR 1 = FL to I1, SECTOR 2 = I1 to FL, DIFF = Difference To Personal Best Lap, P = Crossed Finish Line in Pit Lane, D = Time Disallowed

P21 101 R Tom WISKEN			Yamaha -			
IDEAL LAP TIME : 1:44.176		BEST LAP TIME : 1:44.640		DIFFERENCE : 0.464		
LAP	SECTOR 1	SECTOR 2	LAP TIME	MPH	DIFF	TIME OF DAY
1 -		44.886	1:53.174	69.34	8.534	15:55:38.433
2 -	1:00.473	44.526	1:44.999	74.74	0.359	15:57:23.432
3 -	1:00.431	44.460	1:44.891 (2)	74.82	0.251	15:59:08.323
4 -	1:00.470	44.447	1:44.917 (3)	74.80	0.277	16:00:53.240
5 -	1:00.475	44.652	1:45.127	74.65	0.487	16:02:38.367
6 -	1:00.895	<b>44.064</b>	1:44.959	74.77	0.319	16:04:23.326
7 -	1:00.443	44.197	<b>1:44.640 (1)</b>	<b>75.00</b>		<b>16:06:07.966</b>
8 -	1:00.740	44.520	1:45.260	74.55	0.620	16:07:53.226
9 -	1:00.597	44.677	1:45.274	74.54	0.634	16:09:38.500
10 -	<b>1:00.112</b>	45.337	1:45.449	74.42	0.809	16:11:23.949

P22 9 C Duncan GROVE			Yamaha -			
IDEAL LAP TIME : 1:43.400		BEST LAP TIME : 1:43.400		DIFFERENCE : 0.000		
LAP	SECTOR 1	SECTOR 2	LAP TIME	MPH	DIFF	TIME OF DAY
1 -		46.239	1:56.134	67.57	12.734	15:55:41.393
2 -	1:00.895	44.124	1:45.019	74.72	1.619	15:57:26.412
3 -	1:00.281	43.798	1:44.079 (2)	75.40	0.679	15:59:10.491
4 -	<b>59.670</b>	<b>43.730</b>	<b>1:43.400 (1)</b>	<b>75.90</b>		<b>16:00:53.891</b>
5 -	1:00.641	44.649	1:45.290	74.53	1.890	16:02:39.181
6 -	1:00.902	43.872	1:44.774 (3)	74.90	1.374	16:04:23.955
7 -	1:01.107	44.264	1:45.371	74.48	1.971	16:06:09.326
8 -	1:01.083	44.283	1:45.366	74.48	1.966	16:07:54.692
9 -	1:01.418	44.512	1:45.930	74.08	2.530	16:09:40.622
10 -	1:02.198	45.098	1:47.296	73.14	3.896	16:11:27.918

P23 181 R Gary CROFT			Yamaha - Big G Racing & Little e			
IDEAL LAP TIME : 1:43.313		BEST LAP TIME : 1:43.491		DIFFERENCE : 0.178		
LAP	SECTOR 1	SECTOR 2	LAP TIME	MPH	DIFF	TIME OF DAY
1 -		46.327	1:57.060	67.04	13.569	15:55:42.319
2 -	1:00.857	45.642	1:46.499	73.69	3.008	15:57:28.818
3 -	1:02.064	45.676	1:47.740	72.84	4.249	15:59:16.558
4 -	1:01.660	45.667	1:47.327	73.12	3.836	16:01:03.885
5 -	1:02.077	45.255	1:47.332	73.11	3.841	16:02:51.217
6 -	1:01.353	45.044	1:46.397	73.76	2.906	16:04:37.614
7 -	1:01.320	44.739	1:46.059	73.99	2.568	16:06:23.673
8 -	1:00.815	45.228	1:46.043 (3)	74.00	2.552	16:08:09.716
9 -	1:00.490	<b>43.944</b>	1:44.434 (2)	75.14	0.943	16:09:54.150
10 -	<b>59.369</b>	44.122	<b>1:43.491 (1)</b>	<b>75.83</b>		<b>16:11:37.641</b>

P24 64 R Rob SALTMER			Yamaha - Universal Tyres & Autocentres			
IDEAL LAP TIME : 1:43.552		BEST LAP TIME : 1:44.209		DIFFERENCE : 0.657		
LAP	SECTOR 1	SECTOR 2	LAP TIME	MPH	DIFF	TIME OF DAY
1 -		46.711	1:55.890	67.71	11.681	15:55:41.149
2 -	1:01.491	45.582	1:47.073	73.29	2.864	15:57:28.222
3 -	1:02.488	45.555	1:48.043	72.63	3.834	15:59:16.265
4 -	1:01.702	45.650	1:47.352	73.10	3.143	16:01:03.617
5 -	1:01.861	45.417	1:47.278	73.15	3.069	16:02:50.895
6 -	1:01.559	44.921	1:46.480	73.70	2.271	16:04:37.375
7 -	1:01.350	44.707	1:46.057	73.99	1.848	16:06:23.432
8 -	1:00.885	45.149	1:46.034 (3)	74.01	1.825	16:08:09.466
9 -	1:00.531	<b>43.678</b>	<b>1:44.209 (1)</b>	<b>75.31</b>		<b>16:09:53.675</b>
10 -	<b>59.874</b>	44.490	1:44.364 (2)	75.19	0.155	16:11:38.039

P25 61 R Siobhan FLYNN			Yamaha - SKF Express Ltd			
IDEAL LAP TIME : 1:45.345		BEST LAP TIME : 1:45.345		DIFFERENCE : 0.000		
LAP	SECTOR 1	SECTOR 2	LAP TIME	MPH	DIFF	TIME OF DAY

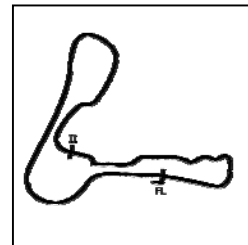
Weather / Track : Cloudy / Dry

Cadwell Park  
Circuit Length = 2.1800 miles  
Start: 15:53 Flag 16:11 End: 16:13

# BMCRC - MRO Championships 2017 - Rnd 9 @ Cadwell Park

## Team Respro MRO 600 inc Clubman 600 & BMCRC Rookie 600

### RACE 13 - SECTOR ANALYSIS



SECTOR 1 = FL to I1, SECTOR 2 = I1 to FL, DIFF = Difference To Personal Best Lap, P = Crossed Finish Line in Pit Lane, D = Time Disallowed

1 -		46.506	1:57.908	66.56	12.563	15:55:43.167
2 -	1:00.911	45.224	1:46.135 (3)	73.94	0.790	15:57:29.302
3 -	1:02.086	45.510	1:47.596	72.94	2.251	15:59:16.898
4 -	1:02.049	45.242	1:47.291	73.14	1.946	16:01:04.189
5 -	1:01.790	45.974	1:47.764	72.82	2.419	16:02:51.953
6 -	1:02.021	45.170	1:47.191	73.21	1.846	16:04:39.144
<b>7 -</b>	<b>1:00.608</b>	<b>44.737</b>	<b>1:45.345 (1)</b>	<b>74.49</b>		<b>16:06:24.489</b>
8 -	1:00.970	44.843	1:45.813 (2)	74.16	0.468	16:08:10.302
9 -	1:01.487	44.976	1:46.463	73.71	1.118	16:09:56.765
10 -	1:03.151	45.164	1:48.315	72.45	2.970	16:11:45.080

P26 22 R Rob FARMER			Yamaha - Obsession Engineering			
IDEAL LAP TIME : 1:46.034		BEST LAP TIME : 1:46.045	DIFFERENCE : 0.011			
LAP	SECTOR 1	SECTOR 2	LAP TIME	MPH	DIFF	TIME OF DAY
1 -		46.046	1:58.096	66.45	12.051	15:55:43.355
2 -	1:01.487	44.865	1:46.352 (2)	73.79	0.307	15:57:29.707
3 -	1:01.975	45.490	1:47.465	73.02	1.420	15:59:17.172
4 -	1:02.017	45.396	1:47.413	73.06	1.368	16:01:04.585
5 -	1:01.879	45.716	1:47.595	72.94	1.550	16:02:52.180
6 -	1:02.120	45.285	1:47.405	73.06	1.360	16:04:39.585
7 -	1:01.620	45.021	1:46.641	73.59	0.596	16:06:26.226
8 -	<b>1:01.445</b>	45.146	1:46.591 (3)	73.62	0.546	16:08:12.817
<b>9 -</b>	1:01.456	<b>44.589</b>	<b>1:46.045 (1)</b>	<b>74.00</b>		<b>16:09:58.862</b>
10 -	1:02.156	45.505	1:47.661	72.89	1.616	16:11:46.523

P27 119 R Simon HEALEY			Yamaha - Popular Tyres / Steam Packet			
IDEAL LAP TIME : 1:46.365		BEST LAP TIME : 1:46.865	DIFFERENCE : 0.500			
LAP	SECTOR 1	SECTOR 2	LAP TIME	MPH	DIFF	TIME OF DAY
1 -		46.090	1:58.591	66.17	11.726	15:55:43.850
2 -	1:01.467	45.462	1:46.929 (2)	73.39	0.064	15:57:30.779
3 -	1:01.634	45.905	1:47.539	72.97	0.674	15:59:18.318
4 -	1:01.662	45.604	1:47.266	73.16	0.401	16:01:05.584
5 -	1:01.796	45.693	1:47.489	73.01	0.624	16:02:53.073
6 -	1:01.873	45.677	1:47.550	72.97	0.685	16:04:40.623
7 -	1:01.439	45.547	1:46.986	73.35	0.121	16:06:27.609
8 -	<b>1:01.318</b>	45.657	1:46.975 (3)	73.36	0.110	16:08:14.584
<b>9 -</b>	1:01.818	<b>45.047</b>	<b>1:46.865 (1)</b>	<b>73.43</b>		<b>16:10:01.449</b>
10 -	1:02.378	46.126	1:48.504	72.32	1.639	16:11:49.953

P28 164 R David LENEHAN			Yamaha - Gradewell Plant & Haulage			
IDEAL LAP TIME : 1:44.775		BEST LAP TIME : 1:44.775	DIFFERENCE : 0.000			
LAP	SECTOR 1	SECTOR 2	LAP TIME	MPH	DIFF	TIME OF DAY
1 -		52.630	2:02.077	64.28	17.302	15:55:47.336
2 -	1:01.911	45.075	1:46.986	73.35	2.211	15:57:34.322
3 -	1:02.065	45.357	1:47.422	73.05	2.647	15:59:21.744
4 -	1:03.199	46.086	1:49.285	71.81	4.510	16:01:11.029
5 -	1:04.111	45.720	1:49.831	71.45	5.056	16:03:00.860
6 -	1:01.886	44.837	1:46.723	73.53	1.948	16:04:47.583
7 -	1:00.923	44.736	1:45.659 (2)	74.27	0.884	16:06:33.242
<b>8 -</b>	<b>1:00.091</b>	<b>44.684</b>	<b>1:44.775 (1)</b>	<b>74.90</b>		<b>16:08:18.017</b>
9 -	1:00.540	45.566	1:46.106 (3)	73.96	1.331	16:10:04.123
10 -	1:00.221	46.147	1:46.368	73.78	1.593	16:11:50.491

P29 50 Kris MURPHY			Yamaha - Rocksaw Racing - Hacker - Savage Squirrel			
IDEAL LAP TIME : 1:49.155		BEST LAP TIME : 1:49.531	DIFFERENCE : 0.376			
LAP	SECTOR 1	SECTOR 2	LAP TIME	MPH	DIFF	TIME OF DAY
1 -		47.340	2:00.900	64.91	11.369	15:55:46.159
2 -	1:04.009	47.227	1:51.236	70.55	1.705	15:57:37.395
3 -	1:04.418	47.136	1:51.554	70.35	2.023	15:59:28.949
4 -	1:04.222	47.674	1:51.896	70.13	2.365	16:01:20.845

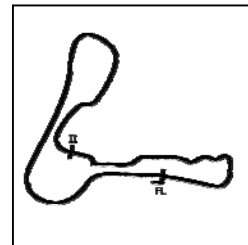
Weather / Track : Cloudy / Dry

Cadwell Park  
Circuit Length = 2.1800 miles  
Start: 15:53 Flag 16:11 End: 16:13

# BMCRC - MRO Championships 2017 - Rnd 9 @ Cadwell Park

## Team Respro MRO 600 inc Clubman 600 & BMCRC Rookie 600

### RACE 13 - SECTOR ANALYSIS



SECTOR 1 = FL to I1, SECTOR 2 = I1 to FL, DIFF = Difference To Personal Best Lap, P = Crossed Finish Line in Pit Lane, D = Time Disallowed

5 -	1:03.790	47.005	1:50.795 (3)	70.83	1.264	16:03:11.640
<b>6 -</b>	<b>1:02.908</b>	<b>46.623</b>	<b>1:49.531 (1)</b>	<b>71.65</b>		<b>16:05:01.171</b>
7 -	1:03.659	47.419	1:51.078	70.65	1.547	16:06:52.249
8 -	1:03.476	55.863	1:59.339	65.76	9.808	16:08:51.588
9 -	1:03.034	<b>46.558</b>	1:49.592 (2)	71.61	0.061	16:10:41.180
10 -	<b>1:02.597</b>	48.880	1:51.477	70.40	1.946	16:12:32.657

<b>P30</b>	<b>62 R/C</b>	<b>Charlie PATERSON</b>	Yamaha - Black Widow Exhausts/ TLSS (Total Loss Settlement)			
IDEAL LAP TIME : 1:39.390		BEST LAP TIME : 1:39.390	DIFFERENCE : 0.000			

LAP	SECTOR 1	SECTOR 2	LAP TIME	MPH	DIFF	TIME OF DAY
1 -		43.616	1:49.484	71.68	10.094	15:55:34.743
2 -	58.314	42.392	1:40.706	77.93	1.316	15:57:15.449
3 -	57.802	42.061	1:39.863 (3)	78.58	0.473	15:58:55.312
<b>4 -</b>	<b>57.445</b>	<b>41.945</b>	<b>1:39.390 (1)</b>	<b>78.96</b>		<b>16:00:34.702</b>
5 -	57.560	42.104	1:39.664 (2)	78.74	0.274	16:02:14.366
6 -	58.634	42.987	1:41.621	77.22	2.231	16:03:55.987
7 -	57.757	42.813	1:40.570	78.03	1.180	16:05:36.557
8 -	58.312	44.289	1:42.601	76.49	3.211	16:07:19.158
9 -	59.313	42.363	1:41.676	77.18	2.286	16:09:00.834
10 -	58.902	42.077	1:40.979	77.71	1.589	16:10:41.813

<b>P31</b>	<b>222 R</b>	<b>Matthew EPPS</b>	Yamaha - M.E Vehicle Repairs			
IDEAL LAP TIME : 1:43.283		BEST LAP TIME : 1:43.355	DIFFERENCE : 0.072			

LAP	SECTOR 1	SECTOR 2	LAP TIME	MPH	DIFF	TIME OF DAY
1 -		44.195	1:51.272	70.53	7.917	15:55:36.531
2 -	1:00.220	44.539	1:44.759	74.91	1.404	15:57:21.290
3 -	1:01.254	44.459	1:45.713	74.23	2.358	15:59:07.003
4 -	1:01.068	44.286	1:45.354	74.49	1.999	16:00:52.357
5 -	1:00.857	44.638	1:45.495	74.39	2.140	16:02:37.852
6 -	1:00.573	43.831	1:44.404 (3)	75.17	1.049	16:04:22.256
7 -	1:00.359	43.945	1:44.304 (2)	75.24	0.949	16:06:06.560
<b>8 -</b>	<b>59.843</b>	<b>43.512</b>	<b>1:43.355 (1)</b>	<b>75.93</b>		<b>16:07:49.915</b>
9 -	<b>59.771</b>	46.482	1:46.253	73.86	2.898	16:09:36.168

<b>P32</b>	<b>53 C</b>	<b>Jason SIGGS</b>	Yamaha - J Siggs Construction			
IDEAL LAP TIME : 1:44.981		BEST LAP TIME : 1:45.250	DIFFERENCE : 0.269			

LAP	SECTOR 1	SECTOR 2	LAP TIME	MPH	DIFF	TIME OF DAY
1 -		45.648	1:55.649	67.86	10.399	15:55:40.908
<b>2 -</b>	<b>1:00.397</b>	44.853	<b>1:45.250 (1)</b>	<b>74.56</b>		<b>15:57:26.158</b>
3 -	1:01.767	<b>44.584</b>	1:46.351 (2)	73.79	1.101	15:59:12.509
4 -	1:02.384	45.492	1:47.876	72.75	2.626	16:01:00.385
5 -	1:02.214	45.151	1:47.365	73.09	2.115	16:02:47.750
6 -	1:01.585	45.526	1:47.111	73.27	1.861	16:04:34.861
7 -	1:01.823	45.223	1:47.046 (3)	73.31	1.796	16:06:21.907
8 -	1:01.870	45.532	1:47.402	73.07	2.152	16:08:09.309
9 -	1:01.991	45.329	1:47.320	73.12	2.070	16:09:56.629

Weather / Track : Cloudy / Dry

Cadwell Park  
Circuit Length = 2.1800 miles  
Start: 15:53 Flag 16:11 End: 16:13

# BMCRC - MRO Championships 2017 - Rnd 9 @ Cadwell Park

## Team Respro MRO 600 inc Clubman 600 & BMCRC Rookie 600

### RACE 13 - BEST SECTORS

SECTOR 1			SECTOR 2			IDEAL / BEST COMPARISON						
POS	NO	NAME	TIME	NO	NAME	TIME	POS	NO	NAME	IDEAL	BEST	DIFF
									<b>PERFECT LAP</b>	<b>1:34.289</b>		
1	173	DRAPER	<b>54.708</b>	173	DRAPER	<b>39.581</b>	1	173	DRAPER	1:34.289	1:34.289	<b>0.000</b>
2	10	WILBY	<b>55.371</b>	127	TINKLER	<b>40.345</b>	2	10	WILBY	1:35.858	1:35.862	<b>0.004</b>
3	6	HEWSON	<b>55.457</b>	6	HEWSON	<b>40.408</b>	3	6	HEWSON	1:35.865	1:36.310	<b>0.445</b>
4	226	HARTGROVE	<b>55.558</b>	56	MILLS	<b>40.409</b>	4	127	TINKLER	1:35.969	1:36.085	<b>0.116</b>
5	127	TINKLER	<b>55.624</b>	226	HARTGROVE	<b>40.418</b>	5	226	HARTGROVE	1:35.976	1:36.215	<b>0.239</b>
6	56	MILLS	<b>55.653</b>	10	WILBY	<b>40.487</b>	6	56	MILLS	1:36.062	1:36.234	<b>0.172</b>
7	34	ROSE	<b>55.838</b>	17	BAKER	<b>40.637</b>	7	34	ROSE	1:36.565	1:36.863	<b>0.298</b>
8	777	WILLIAMS	<b>55.878</b>	11	HARVEY	<b>40.727</b>	8	11	HARVEY	1:36.676	1:36.755	<b>0.079</b>
9	11	HARVEY	<b>55.949</b>	34	ROSE	<b>40.727</b>	9	777	WILLIAMS	1:36.765	1:37.107	<b>0.342</b>
10	17	BAKER	<b>56.189</b>	777	WILLIAMS	<b>40.887</b>	10	17	BAKER	1:36.826	1:36.953	<b>0.127</b>
11	44	PLATTON	<b>56.511</b>	46	ROWLINGS	<b>41.131</b>	11	46	ROWLINGS	1:37.758	1:37.758	<b>0.000</b>
12	46	ROWLINGS	<b>56.627</b>	44	PLATTON	<b>41.364</b>	12	44	PLATTON	1:37.875	1:37.912	<b>0.037</b>
13	82	SMITH	<b>56.953</b>	43	CLARK	<b>41.729</b>	13	82	SMITH	1:38.797	1:39.110	<b>0.313</b>
14	62	PATERSON	<b>57.445</b>	82	SMITH	<b>41.844</b>	14	62	PATERSON	1:39.390	1:39.390	<b>0.000</b>
15	43	CLARK	<b>57.803</b>	62	PATERSON	<b>41.945</b>	15	43	CLARK	1:39.532	1:40.074	<b>0.542</b>
16	818	BARKER	<b>57.864</b>	818	BARKER	<b>41.981</b>	16	818	BARKER	1:39.845	1:39.954	<b>0.109</b>
17	126	CLACK	<b>57.973</b>	192	MOFFA	<b>42.182</b>	17	126	CLACK	1:40.555	1:41.334	<b>0.779</b>
18	192	MOFFA	<b>58.427</b>	126	CLACK	<b>42.582</b>	18	192	MOFFA	1:40.609	1:41.311	<b>0.702</b>
19	16	SHOTTON	<b>58.526</b>	16	SHOTTON	<b>43.148</b>	19	16	SHOTTON	1:41.674	1:42.320	<b>0.646</b>
20	32	PERRY	<b>58.942</b>	32	PERRY	<b>43.388</b>	20	32	PERRY	1:42.330	1:43.022	<b>0.692</b>
21	143	PRENDERGAST	<b>59.241</b>	222	EPPS	<b>43.512</b>	21	143	PRENDERGAST	1:43.026	1:43.088	<b>0.062</b>
22	181	CROFT	<b>59.369</b>	64	SALTMER	<b>43.678</b>	22	222	EPPS	1:43.283	1:43.355	<b>0.072</b>
23	9	GROVE	<b>59.670</b>	9	GROVE	<b>43.730</b>	23	181	CROFT	1:43.313	1:43.491	<b>0.178</b>
24	222	EPPS	<b>59.771</b>	143	PRENDERGAST	<b>43.785</b>	24	9	GROVE	1:43.400	1:43.400	<b>0.000</b>
25	64	SALTMER	<b>59.874</b>	181	CROFT	<b>43.944</b>	25	64	SALTMER	1:43.552	1:44.209	<b>0.657</b>
26	164	LENEHAN	<b>1:00.091</b>	101	WISKEN	<b>44.064</b>	26	101	WISKEN	1:44.176	1:44.640	<b>0.464</b>
27	101	WISKEN	<b>1:00.112</b>	53	SIGGS	<b>44.584</b>	27	164	LENEHAN	1:44.775	1:44.775	<b>0.000</b>
28	53	SIGGS	<b>1:00.397</b>	22	FARMER	<b>44.589</b>	28	53	SIGGS	1:44.981	1:45.250	<b>0.269</b>
29	61	FLYNN	<b>1:00.608</b>	164	LENEHAN	<b>44.684</b>	29	61	FLYNN	1:45.345	1:45.345	<b>0.000</b>
30	119	HEALEY	<b>1:01.318</b>	61	FLYNN	<b>44.737</b>	30	22	FARMER	1:46.034	1:46.045	<b>0.011</b>
31	22	FARMER	<b>1:01.445</b>	119	HEALEY	<b>45.047</b>	31	119	HEALEY	1:46.365	1:46.865	<b>0.500</b>
32	50	MURPHY	<b>1:02.597</b>	50	MURPHY	<b>46.558</b>	32	50	MURPHY	1:49.155	1:49.531	<b>0.376</b>

Weather / Track : Cloudy / Dry

Cadwell Park

Circuit Length = 2.1800 miles

Start: 15:53 Flag 16:11 End: 16:13

Results can be found at [www.tsl-timing.com](http://www.tsl-timing.com)

Printed - 16:14 Sunday, 17 September 2017