

BMCRC-MRO Championships 2017 supported by Dickies



MRO 600 inc Clubman 600

Snetterton 300

7th & 8th October 2017



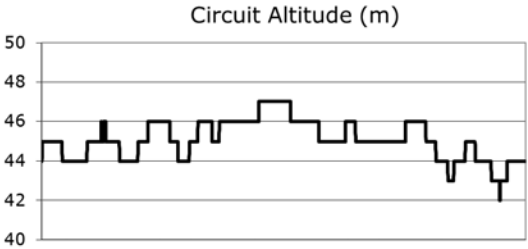
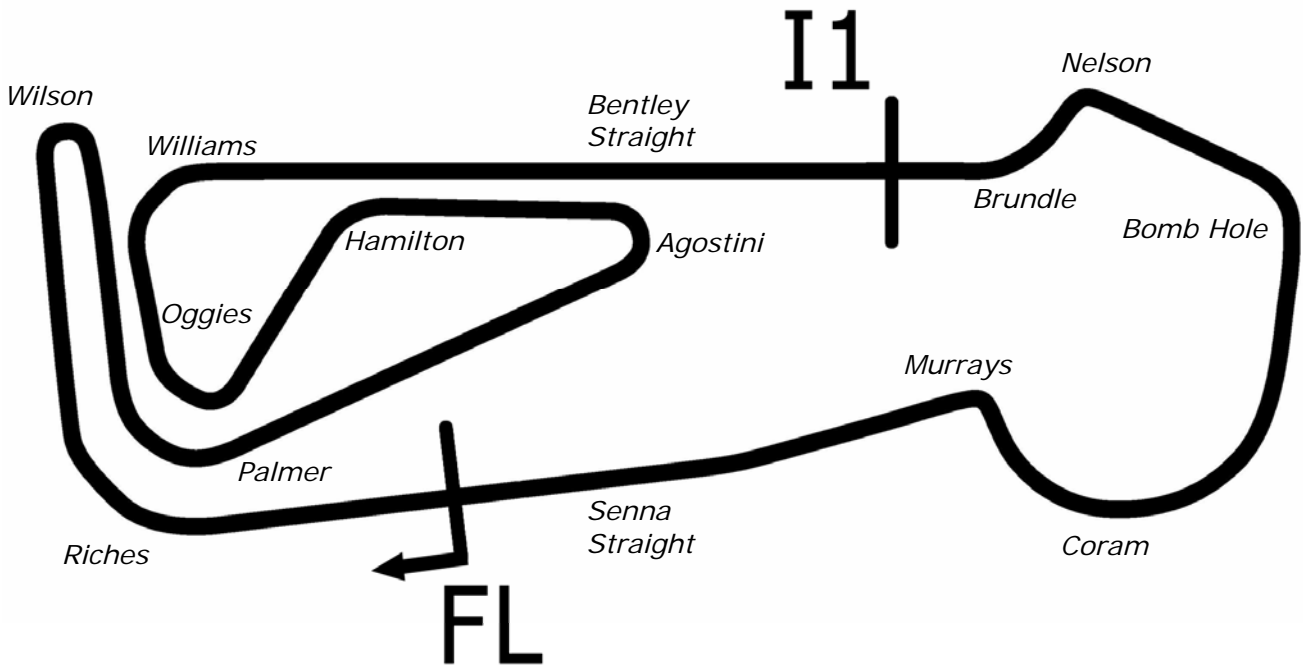
Results Provided by Timing Solutions Ltd
www.tsl-timing.com

Snetterton 300



SPORTS TIMING

TIMING SOLUTIONS LTD



Length	2.9689 miles	4778.0 m	
FL		52.46340 N	0.94476 E
I1	3198m	52.46617 N	0.94964 E
Pit Entry	4572m	52.46364 N	0.94774 E
Pit Exit	40m after FL	52.46338 N	0.94420 E
Pit Entry–Pit Exit 246m, 14.7s @60kph, 11.0s @80kph			

All results available at www.tsl-timing.com

BMCRC - MRO Championships 2017 - Rnd 10 @ Snetterton 300

Team Respro MRO 600 inc Clubman 600

QUALIFYING - CLASSIFICATION

POS	NO	CL	PIC NAME	ENTRY	TIME	ON	LAPS	GAP	DIFF	MPH
1	52		1 Tommy PHILP	Yamaha - Draper vent	2:18.566	3	3			77.13
2	10	C	1 Paul WILBY	Kawasaki -	2:22.439	6	6	3.873	3.873	75.03
3	46		2 Harry ROWLINGS	Triumph - Bernard Elliott racing / Steve Jordan motorcycle	2:22.980	6	6	4.414	0.541	74.75
4	53	C	2 Jason SIGGS	Yamaha - J Siggs Construction	2:24.686	5	5	6.120	1.706	73.87
5	112		3 James NAGY	Kawasaki -	2:24.875	3	6	6.309	0.189	73.77
6	15		4 Aaron CLARKE	Yamaha - Yamaha	2:25.493	3	3	6.927	0.618	73.46
7	14		5 Chris BURRAGE	Yamaha - Seton tuning	2:26.319	5	5	7.753	0.826	73.04
8	44		6 Hayden PLATTON	Kawasaki - NR Racing	2:26.624	4	5	8.058	0.305	72.89
9	41		7 Milo WARD	Kawasaki - ALDE	2:28.700	1	1	10.134	2.076	71.87
10	56	C	3 Michael MILLS	Yamaha - A51 Racing	2:28.737	3	3	10.171	0.037	71.85
11	173		8 Stephen DRAPER	Kawasaki -	2:29.044	3	3	10.478	0.307	71.71
12	17	C	4 Philip BAKER	Triumph - Ashford accident repair center	2:29.749	4	5	11.183	0.705	71.37
13	83		9 Talan SKEELS-PIGGINS	Suzuki - McMillan Williams	2:29.854	5	5	11.288	0.105	71.32
14	78		10 Dan BEIGHTON	Kawasaki - Johns motorcycle news	2:31.483	4	5	12.917	1.629	70.55
15	192	C	5 Daniel MOFFA	Triumph - DM Racing	2:31.905	5	5	13.339	0.422	70.36
16	40		11 David SHELVEY	Suzuki - ymark.com	2:32.030	3	5	13.464	0.125	70.30
17	164	C	6 David LENEHAN	Yamaha - Gradewell Plant & Haulage	2:35.543	3	3	16.977	3.513	68.71
18	50	C	7 Kris MURPHY	Yamaha - RockSaw Racing - PASNutrition.co.uk	2:35.830	5	5	17.264	0.287	68.58
19	98	C	8 Lee ELLIS	Yamaha - My Wife!	2:37.030	3	5	18.464	1.200	68.06
20	147	C	9 Sean CHASTON	Yamaha - Hyside Motorcycles	2:37.183	2	2	18.617	0.153	67.99
21	57		12 Theo RUTTER	Yamaha - Sublime Designs Racing/RRC	2:38.057	5	5	19.491	0.874	67.62
22	4		13 Connor MOODY	Kawasaki -	2:39.214	4	5	20.648	1.157	67.13
23	5		14 Martin FOORD	Kawasaki - More moto	2:39.462	1	1	20.896	0.248	67.02
24	143	C	10 Daire PRENDERGAST	Kawasaki - Emerald Plant Services	2:39.896	3	3	21.330	0.434	66.84
25	179	C	11 Lee SILVAIN	Yamaha - KS Autos / That'll do racing	2:40.557	3	4	21.991	0.661	66.56
26	51	C	12 Andrew DURANT	Honda -	2:40.858	3	4	22.292	0.301	66.44
27	181	C	13 Gary CROFT	Yamaha - Big G Racing & Little e	2:43.725	5	5	25.159	2.867	65.28
28	16	C	14 Ollie SHOTTON	Kawasaki -	2:44.902	3	3	26.336	1.177	64.81
29	67		15 Tony COE	Yamaha -	2:45.822	3	3	27.256	0.920	64.45
30	99		16 Michael SIMMONS	Yamaha - Westcountry Windings	2:57.849	1	1	39.283	12.027	60.09
31	226		17 Adam HARTGROVE	Yamaha - Technical lifting services limited			0			
32	127		18 David TINKLER	Yamaha - alltrades/tinklers m/cycles			0			
33	11		19 Josh HARVEY	Yamaha - NR Racing			0			
34	81	C	15 Liam DUFFETT	Kawasaki - MFM Track Bikes			0			

Snetterton 300

Circuit Length = 2.9689 miles

Start: 09:00 Flag 09:13 End: 09:16

Weather / Track : Cloudy / Wet

These results are provisional until the conclusion of any judicial and technical matters.

Clerk Of Course :	Timekeeper :
-------------------	--------------

Results can be found at www.tsl-timing.com

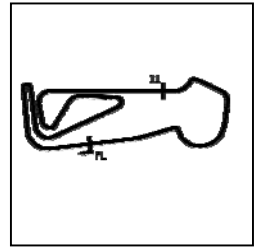
Printed - 09:49 Saturday, 07 October 2017



BMCRC - MRO Championships 2017 - Rnd 10 @ Snetterton 300

Team Respro MRO 600 inc Clubman 600

QUALIFYING - SECTOR ANALYSIS



SECTOR 1 = FL to I1, SECTOR 2 = I1 to FL, DIFF = Difference To Personal Best Lap, P = Crossed Finish Line in Pit Lane, D = Time Disallowed

P1 52		Tommy PHILP		Yamaha - Draper vent			
IDEAL LAP TIME : 2:18.566		BEST LAP TIME : 2:18.566		DIFFERENCE : 0.000			
LAP	SECTOR 1	SECTOR 2	LAP TIME	MPH	DIFF	TIME OF DAY	
1 -	1:41.320	49.991	2:31.311 (3)	70.63	12.745	09:03:06.926	
2 -	1:35.184	48.078	2:23.262 (2)	74.60	4.696	09:05:30.188	
3 -	1:31.397	47.169	2:18.566 (1)	77.13		09:07:48.754	

P2 10 C		Paul WILBY		Kawasaki -			
IDEAL LAP TIME : 2:22.439		BEST LAP TIME : 2:22.439		DIFFERENCE : 0.000			
LAP	SECTOR 1	SECTOR 2	LAP TIME	MPH	DIFF	TIME OF DAY	
1 -	1:44.658	52.834	2:37.492	67.86	15.053	09:03:10.043	
2 -	1:40.946	50.631	2:31.577	70.51	9.138	09:05:41.620	
3 -	1:38.518	47.911	2:26.429	72.99	3.990	09:08:08.049	
4 -	1:36.228	48.877	2:25.105 (2)	73.65	2.666	09:10:33.154	
5 -	1:38.108	48.197	2:26.305 (3)	73.05	3.866	09:12:59.459	
6 -	1:34.778	47.661	2:22.439 (1)	75.03		09:15:21.898	

P3 46		Harry ROWLINGS		Triumph - Bernard Elliott racing / Steve Jordan motorcycles			
IDEAL LAP TIME : 2:22.980		BEST LAP TIME : 2:22.980		DIFFERENCE : 0.000			
LAP	SECTOR 1	SECTOR 2	LAP TIME	MPH	DIFF	TIME OF DAY	
1 -	1:45.799	51.001	2:36.800	68.16	13.820	09:03:14.061	
2 -	1:39.091	49.083	2:28.174	72.13	5.194	09:05:42.235	
3 -	1:39.475	48.823	2:28.298	72.07	5.318	09:08:10.533	
4 -	1:38.208	48.713	2:26.921 (3)	72.74	3.941	09:10:37.454	
5 -	1:37.075	49.159	2:26.234 (2)	73.08	3.254	09:13:03.688	
6 -	1:35.182	47.798	2:22.980 (1)	74.75		09:15:26.668	

P4 53 C		Jason SIGGS		Yamaha - J Siggs Construction			
IDEAL LAP TIME : 2:24.686		BEST LAP TIME : 2:24.686		DIFFERENCE : 0.000			
LAP	SECTOR 1	SECTOR 2	LAP TIME	MPH	DIFF	TIME OF DAY	
1 -	1:48.149	53.621	2:41.770	66.06	17.084	09:03:36.205	
2 -	1:42.629	51.255	2:33.884	69.45	9.198	09:06:10.089	
3 -	1:38.958	49.721	2:28.679 (3)	71.88	3.993	09:08:38.768	
4 -	1:36.360	49.283	2:25.643 (2)	73.38	0.957	09:11:04.411	
5 -	1:35.838	48.848	2:24.686 (1)	73.87		09:13:29.097	

P5 112		James NAGY		Kawasaki -			
IDEAL LAP TIME : 2:24.443		BEST LAP TIME : 2:24.875		DIFFERENCE : 0.432			
LAP	SECTOR 1	SECTOR 2	LAP TIME	MPH	DIFF	TIME OF DAY	
1 -	1:47.534	51.597	2:39.131	67.16	14.256	09:03:16.065	
2 -	1:39.052	51.004	2:30.056	71.22	5.181	09:05:46.121	
3 -	1:36.056	48.819	2:24.875 (1)	73.77		09:08:10.996	
4 -	1:36.977	49.526	2:26.503 (3)	72.95	1.628	09:10:37.499	
5 -	1:37.394	50.067	2:27.461	72.48	2.586	09:13:04.960	
6 -	1:36.541	48.387	2:24.928 (2)	73.74	0.053	09:15:29.888	

P6 15		Aaron CLARKE		Yamaha - Yamaha			
IDEAL LAP TIME : 2:25.493		BEST LAP TIME : 2:25.493		DIFFERENCE : 0.000			
LAP	SECTOR 1	SECTOR 2	LAP TIME	MPH	DIFF	TIME OF DAY	
1 -	1:41.894	50.092	2:31.986 (3)	70.32	6.493	09:03:06.823	
2 -	1:38.202	49.282	2:27.484 (2)	72.46	1.991	09:05:34.307	
3 -	1:36.378	49.115	2:25.493 (1)	73.46		09:07:59.800	

P7 14		Chris BURRAGE		Yamaha - Seton tuning			
IDEAL LAP TIME : 2:26.319		BEST LAP TIME : 2:26.319		DIFFERENCE : 0.000			
LAP	SECTOR 1	SECTOR 2	LAP TIME	MPH	DIFF	TIME OF DAY	
1 -	1:50.683	52.032	2:42.715	65.68	16.396	09:03:20.632	

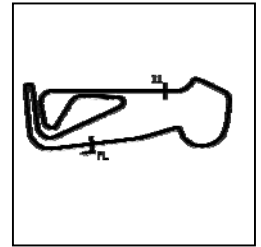
Weather / Track : Cloudy / Wet

Snetterton 300
Circuit Length = 2.9689 miles
Start: 09:00 Flag 09:13 End: 09:16

BMCRC - MRO Championships 2017 - Rnd 10 @ Snetterton 300

Team Respro MRO 600 inc Clubman 600

QUALIFYING - SECTOR ANALYSIS



SECTOR 1 = FL to I1, SECTOR 2 = I1 to FL, DIFF = Difference To Personal Best Lap, P = Crossed Finish Line in Pit Lane, D = Time Disallowed

2 -	1:44.424	51.187	2:35.611	68.68	9.292	09:05:56.243
3 -	1:39.553	49.918	2:29.471 (3)	71.50	3.152	09:08:25.714
4 -	1:39.038	49.896	2:28.934 (2)	71.76	2.615	09:10:54.648
5 -	1:37.202	49.117	2:26.319 (1)	73.04		09:13:20.967

P8 44		Hayden PLATTON		Kawasaki - NR Racing			
IDEAL LAP TIME : 2:26.564		BEST LAP TIME : 2:26.624		DIFFERENCE : 0.060			
LAP	SECTOR 1	SECTOR 2	LAP TIME	MPH	DIFF	TIME OF DAY	
1 -	1:43.607	50.971	2:34.578	69.14	7.954	09:03:07.182	
2 -	1:43.300	50.867	2:34.167	69.32	7.543	09:05:41.349	
3 -	1:39.660	49.215	2:28.875 (3)	71.79	2.251	09:08:10.224	
4 -	1:37.349	49.275	2:26.624 (1)	72.89		09:10:36.848	
5 -	1:37.499	49.321	2:26.820 (2)	72.79	0.196	09:13:03.668	

P9 41		Milo WARD		Kawasaki - ALDE			
IDEAL LAP TIME : 2:28.700		BEST LAP TIME : 2:28.700		DIFFERENCE : 0.000			
LAP	SECTOR 1	SECTOR 2	LAP TIME	MPH	DIFF	TIME OF DAY	
1 -	1:40.773	47.927	2:28.700 (1)	71.87		09:03:04.638	

P10 56 C		Michael MILLS		Yamaha - A51 Racing			
IDEAL LAP TIME : 2:27.156		BEST LAP TIME : 2:28.737		DIFFERENCE : 1.581			
LAP	SECTOR 1	SECTOR 2	LAP TIME	MPH	DIFF	TIME OF DAY	
1 -	1:43.729	50.613	2:34.342 (3)	69.24	5.605	09:03:07.934	
2 -	1:42.637	51.085	2:33.722 (2)	69.52	4.985	09:05:41.656	
3 -	1:39.576	49.161	2:28.737 (1)	71.85		09:08:10.393	

P11 173		Stephen DRAPER		Kawasaki -			
IDEAL LAP TIME : 2:29.044		BEST LAP TIME : 2:29.044		DIFFERENCE : 0.000			
LAP	SECTOR 1	SECTOR 2	LAP TIME	MPH	DIFF	TIME OF DAY	
1 -	1:43.657	50.711	2:34.368 (3)	69.23	5.324	09:03:10.606	
2 -	1:39.824	50.387	2:30.211 (2)	71.15	1.167	09:05:40.817	
3 -	1:39.326	49.718	2:29.044 (1)	71.71		09:08:09.861	

P12 17 C		Philip BAKER		Triumph - Ashford accident repair center			
IDEAL LAP TIME : 2:29.323		BEST LAP TIME : 2:29.749		DIFFERENCE : 0.426			
LAP	SECTOR 1	SECTOR 2	LAP TIME	MPH	DIFF	TIME OF DAY	
1 -	1:56.262	54.807	2:51.069	62.47	21.320	09:03:37.911	
2 -	1:47.350	51.577	2:38.927	67.25	9.178	09:06:16.838	
3 -	1:41.021	50.010	2:31.031 (3)	70.76	1.282	09:08:47.869	
4 -	1:39.546	50.203	2:29.749 (1)	71.37		09:11:17.618	
5 -	1:40.005	49.777	2:29.782 (2)	71.35	0.033	09:13:47.400	

P13 83		Talan SKEELS-PIGGINS		Suzuki - McMillan Williams			
IDEAL LAP TIME : 2:29.669		BEST LAP TIME : 2:29.854		DIFFERENCE : 0.185			
LAP	SECTOR 1	SECTOR 2	LAP TIME	MPH	DIFF	TIME OF DAY	
1 -	OUTLAP	55.145	2:49.041	63.22	19.187	09:03:39.422	
2 -	1:47.098	51.306	2:38.404	67.47	8.550	09:06:17.826	
3 -	1:42.093	50.509	2:32.602 (3)	70.03	2.748	09:08:50.428	
4 -	1:39.753	50.388	2:30.141 (2)	71.18	0.287	09:11:20.569	
5 -	1:39.938	49.916	2:29.854 (1)	71.32		09:13:50.423	

P14 78		Dan BEIGHTON		Kawasaki - johns motorcycle news			
IDEAL LAP TIME : 2:31.483		BEST LAP TIME : 2:31.483		DIFFERENCE : 0.000			
LAP	SECTOR 1	SECTOR 2	LAP TIME	MPH	DIFF	TIME OF DAY	
1 -	1:53.164	54.759	2:47.923	63.64	16.440	09:03:28.426	
2 -	1:44.439	52.297	2:36.736	68.19	5.253	09:06:05.162	
3 -	1:43.944	50.967	2:34.911 (3)	68.99	3.428	09:08:40.073	

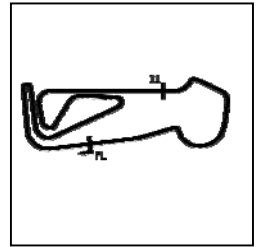
Weather / Track : Cloudy / Wet

Snetterton 300
Circuit Length = 2.9689 miles
Start: 09:00 Flag 09:13 End: 09:16

BMCRC - MRO Championships 2017 - Rnd 10 @ Snetterton 300

Team Respro MRO 600 inc Clubman 600

QUALIFYING - SECTOR ANALYSIS



SECTOR 1 = FL to I1, SECTOR 2 = I1 to FL, DIFF = Difference To Personal Best Lap, P = Crossed Finish Line in Pit Lane, D = Time Disallowed

4 - **1:40.592** **50.891** **2:31.483 (1)** **70.55** **09:11:11.556**
 5 - 1:40.896 50.996 2:31.892 (2) 70.36 0.409 09:13:43.448

P15 192 C		Daniel MOFFA		Triumph - DM Racing			
IDEAL LAP TIME : 2:31.905		BEST LAP TIME : 2:31.905		DIFFERENCE : 0.000			
LAP	SECTOR 1	SECTOR 2	LAP TIME	MPH	DIFF	TIME OF DAY	
1 -	1:54.214	58.660	2:52.874 (3)	61.82	20.969	09:03:36.280	
2 -	1:48.510	IN PIT	3:06.457 P	57.32	34.552	09:06:42.737	
3 -	OUTLAP	51.834	2:43.885	65.21	11.980	09:09:26.622	
4 -	1:43.386	50.565	2:33.951 (2)	69.42	2.046	09:12:00.573	
5 -	1:41.866	50.039	2:31.905 (1)	70.36		09:14:32.478	

P16 40		David SHELVEY		Suzuki - ymark.com			
IDEAL LAP TIME : 2:32.030		BEST LAP TIME : 2:32.030		DIFFERENCE : 0.000			
LAP	SECTOR 1	SECTOR 2	LAP TIME	MPH	DIFF	TIME OF DAY	
1 -	1:54.659	51.917	2:46.576	64.16	14.546	09:04:06.896	
2 -	1:44.085	50.745	2:34.830	69.03	2.800	09:06:41.726	
3 -	1:41.380	50.650	2:32.030 (1)	70.30		09:09:13.756	
4 -	1:43.213	51.144	2:34.357 (3)	69.24	2.327	09:11:48.113	
5 -	1:42.891	50.792	2:33.683 (2)	69.54	1.653	09:14:21.796	

P17 164 C		David LENEHAN		Yamaha - Gradewell Plant & Haulage			
IDEAL LAP TIME : 2:35.543		BEST LAP TIME : 2:35.543		DIFFERENCE : 0.000			
LAP	SECTOR 1	SECTOR 2	LAP TIME	MPH	DIFF	TIME OF DAY	
1 -	1:54.141	1:01.821	2:55.962 (3)	60.74	20.419	09:03:37.523	
2 -	1:49.837	53.911	2:43.748 (2)	65.27	8.205	09:06:21.271	
3 -	1:44.147	51.396	2:35.543 (1)	68.71		09:08:56.814	

P18 50 C		Kris MURPHY		Yamaha - Rocksaw Racing - PASNutrition.co.uk			
IDEAL LAP TIME : 2:35.830		BEST LAP TIME : 2:35.830		DIFFERENCE : 0.000			
LAP	SECTOR 1	SECTOR 2	LAP TIME	MPH	DIFF	TIME OF DAY	
1 -	1:55.790	1:01.402	2:57.192	60.31	21.362	09:03:39.145	
2 -	1:49.477	56.191	2:45.668	64.51	9.838	09:06:24.813	
3 -	1:47.301	54.933	2:42.234 (3)	65.88	6.404	09:09:07.047	
4 -	1:45.042	53.971	2:39.013 (2)	67.21	3.183	09:11:46.060	
5 -	1:43.145	52.685	2:35.830 (1)	68.58		09:14:21.890	

P19 98 C		Lee ELLIS		Yamaha - My Wife!			
IDEAL LAP TIME : 2:37.030		BEST LAP TIME : 2:37.030		DIFFERENCE : 0.000			
LAP	SECTOR 1	SECTOR 2	LAP TIME	MPH	DIFF	TIME OF DAY	
1 -	1:56.663	56.244	2:52.907	61.81	15.877	09:03:29.373	
2 -	1:48.667	53.293	2:41.960	65.99	4.930	09:06:11.333	
3 -	1:44.116	52.914	2:37.030 (1)	68.06		09:08:48.363	
4 -	1:45.876	53.851	2:39.727 (2)	66.91	2.697	09:11:28.090	
5 -	1:46.581	53.406	2:39.987 (3)	66.80	2.957	09:14:08.077	

P20 147 C		Sean CHASTON		Yamaha - Hyside Motorcycles			
IDEAL LAP TIME : 2:37.109		BEST LAP TIME : 2:37.183		DIFFERENCE : 0.074			
LAP	SECTOR 1	SECTOR 2	LAP TIME	MPH	DIFF	TIME OF DAY	
1 -	1:54.583	52.990	2:47.573 (2)	63.78	10.390	09:03:22.319	
2 -	1:45.063	52.120	2:37.183 (1)	67.99		09:05:59.502	

P21 57		Theo RUTTER		Yamaha - Sublime Designs Racing/RRC			
IDEAL LAP TIME : 2:38.057		BEST LAP TIME : 2:38.057		DIFFERENCE : 0.000			
LAP	SECTOR 1	SECTOR 2	LAP TIME	MPH	DIFF	TIME OF DAY	
1 -	1:59.693	58.157	2:57.850	60.09	19.793	09:03:31.574	
2 -	1:54.507	55.094	2:49.601	63.01	11.544	09:06:21.175	

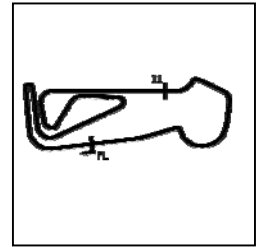
Weather / Track : Cloudy / Wet

Snetterton 300
 Circuit Length = 2.9689 miles
 Start: 09:00 Flag 09:13 End: 09:16

BMCRC - MRO Championships 2017 - Rnd 10 @ Snetterton 300

Team Respro MRO 600 inc Clubman 600

QUALIFYING - SECTOR ANALYSIS



SECTOR 1 = FL to I1, SECTOR 2 = I1 to FL, DIFF = Difference To Personal Best Lap, P = Crossed Finish Line in Pit Lane, D = Time Disallowed

3 -	1:50.505	54.097	2:44.602 (3)	64.93	6.545	09:09:05.777
4 -	1:48.549	53.545	2:42.094 (2)	65.93	4.037	09:11:47.871
5 -	1:45.648	52.409	2:38.057 (1)	67.62		09:14:25.928

P22	4	Connor MOODY	Kawasaki -			
IDEAL LAP TIME : 2:38.314		BEST LAP TIME : 2:39.214		DIFFERENCE : 0.900		
LAP	SECTOR 1	SECTOR 2	LAP TIME	MPH	DIFF	TIME OF DAY
1 -	1:55.894	54.713	2:50.607	62.64	11.393	09:03:27.633
2 -	1:49.284	54.193	2:43.477	65.37	4.263	09:06:11.110
3 -	1:47.274	53.487	2:40.761 (3)	66.48	1.547	09:08:51.871
4 -	1:45.523	53.691	2:39.214 (1)	67.13		09:11:31.085
5 -	1:46.836	52.791	2:39.627 (2)	66.95	0.413	09:14:10.712

P23	5	Martin FOORD	Kawasaki - More moto			
IDEAL LAP TIME : 2:32.029		BEST LAP TIME : 2:39.462		DIFFERENCE : 7.433		
LAP	SECTOR 1	SECTOR 2	LAP TIME	MPH	DIFF	TIME OF DAY
1 -	1:47.800	51.662	2:39.462 (1)	67.02		09:03:14.159

P24	143 C	Daire PRENDERGAST	Kawasaki - Emerald Plant Services			
IDEAL LAP TIME : 2:39.128		BEST LAP TIME : 2:39.896		DIFFERENCE : 0.768		
LAP	SECTOR 1	SECTOR 2	LAP TIME	MPH	DIFF	TIME OF DAY
1 -	1:54.155	58.733	2:52.888 (3)	61.82	12.992	09:03:33.659
2 -	1:46.755	53.186	2:39.941 (2)	66.82	0.045	09:06:13.600
3 -	1:45.942	53.954	2:39.896 (1)	66.84		09:08:53.496

P25	179 C	Lee SILVAIN	Yamaha - KS Autos / That'll do racing			
IDEAL LAP TIME : 2:40.557		BEST LAP TIME : 2:40.557		DIFFERENCE : 0.000		
LAP	SECTOR 1	SECTOR 2	LAP TIME	MPH	DIFF	TIME OF DAY
1 -	OUTLAP	53.206	2:52.672	61.89	12.115	09:04:44.779
2 -	1:48.632	52.295	2:40.927 (2)	66.41	0.370	09:07:25.706
3 -	1:48.628	51.929	2:40.557 (1)	66.56		09:10:06.263
4 -	2:02.820	54.616	2:57.436 (3)	60.23	16.879	09:13:03.699

P26	51 C	Andrew DURANT	Honda -			
IDEAL LAP TIME : 2:40.541		BEST LAP TIME : 2:40.858		DIFFERENCE : 0.317		
LAP	SECTOR 1	SECTOR 2	LAP TIME	MPH	DIFF	TIME OF DAY
1 -	2:00.552	59.177	2:59.729	59.46	18.871	09:03:43.800
2 -	1:53.850	55.584	2:49.434 (3)	63.08	8.576	09:06:33.234
3 -	1:46.475	54.383	2:40.858 (1)	66.44		09:09:14.092
4 -	1:48.160	54.066	2:42.226 (2)	65.88	1.368	09:11:56.318

P27	181 C	Gary CROFT	Yamaha - Big G Racing & Little e			
IDEAL LAP TIME : 2:43.725		BEST LAP TIME : 2:43.725		DIFFERENCE : 0.000		
LAP	SECTOR 1	SECTOR 2	LAP TIME	MPH	DIFF	TIME OF DAY
1 -	2:00.088	59.774	2:59.862	59.42	16.137	09:03:43.462
2 -	1:54.381	56.539	2:50.920	62.53	7.195	09:06:34.382
3 -	1:50.942	54.415	2:45.357 (2)	64.63	1.632	09:09:19.739
4 -	1:50.872	55.029	2:45.901 (3)	64.42	2.176	09:12:05.640
5 -	1:49.496	54.229	2:43.725 (1)	65.28		09:14:49.365

P28	16 C	Ollie SHOTTON	Kawasaki -			
IDEAL LAP TIME : 2:44.824		BEST LAP TIME : 2:44.902		DIFFERENCE : 0.078		
LAP	SECTOR 1	SECTOR 2	LAP TIME	MPH	DIFF	TIME OF DAY
1 -	1:55.352	1:00.987	2:56.339 (3)	60.61	11.437	09:03:35.763
2 -	1:52.186	55.852	2:48.038 (2)	63.60	3.136	09:06:23.801
3 -	1:48.972	55.930	2:44.902 (1)	64.81		09:09:08.703

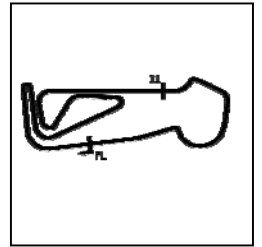
Weather / Track : Cloudy / Wet

Snetterton 300
Circuit Length = 2.9689 miles
Start: 09:00 Flag 09:13 End: 09:16

BMCRC - MRO Championships 2017 - Rnd 10 @ Snetterton 300

Team Respro MRO 600 inc Clubman 600

QUALIFYING - SECTOR ANALYSIS



SECTOR 1 = FL to I1, SECTOR 2 = I1 to FL, DIFF = Difference To Personal Best Lap, P = Crossed Finish Line in Pit Lane, D = Time Disallowed

P29 67 Tony COE		Yamaha -				
IDEAL LAP TIME : 2:45.822		BEST LAP TIME : 2:45.822		DIFFERENCE : 0.000		
LAP	SECTOR 1	SECTOR 2	LAP TIME	MPH	DIFF	TIME OF DAY
1 -	2:02.916	1:03.621	3:06.537 (3)	57.29	20.715	09:03:37.439
2 -	1:59.271	55.491	2:54.762 (2)	61.15	8.940	09:06:32.201
3 -	1:51.898	53.924	2:45.822 (1)	64.45		09:09:18.023

P30 99 Michael SIMMONS		Yamaha - Westcountry Windings				
IDEAL LAP TIME : 2:57.849		BEST LAP TIME : 2:57.849		DIFFERENCE : 0.000		
LAP	SECTOR 1	SECTOR 2	LAP TIME	MPH	DIFF	TIME OF DAY
1 -	1:57.508	1:00.341	2:57.849 (1)	60.09		09:03:48.237

BMCRC - MRO Championships 2017 - Rnd 10 @ Snetterton 300

Team Respro MRO 600 inc Clubman 600

QUALIFYING - BEST SECTORS

SECTOR 1			SECTOR 2			IDEAL / BEST COMPARISON						
POS	NO	NAME	TIME	NO	NAME	TIME	POS	NO	NAME	IDEAL	BEST	DIFF
									PERFECT LAP	2:18.566		
1	52	PHILP	1:31.397	52	PHILP	47.169	1	52	PHILP	2:18.566	2:18.566	0.000
2	10	WILBY	1:34.778	10	WILBY	47.661	2	10	WILBY	2:22.439	2:22.439	0.000
3	46	ROWLINGS	1:35.182	46	ROWLINGS	47.798	3	46	ROWLINGS	2:22.980	2:22.980	0.000
4	53	SIGGS	1:35.838	41	WARD	47.927	4	112	NAGY	2:24.443	2:24.875	0.432
5	112	NAGY	1:36.056	112	NAGY	48.387	5	53	SIGGS	2:24.686	2:24.686	0.000
6	15	CLARKE	1:36.378	53	SIGGS	48.848	6	15	CLARKE	2:25.493	2:25.493	0.000
7	14	BURRAGE	1:37.202	15	CLARKE	49.115	7	14	BURRAGE	2:26.319	2:26.319	0.000
8	44	PLATTON	1:37.349	14	BURRAGE	49.117	8	44	PLATTON	2:26.564	2:26.624	0.060
9	56	MILLS	1:37.995	56	MILLS	49.161	9	56	MILLS	2:27.156	2:28.737	1.581
10	173	DRAPER	1:39.326	44	PLATTON	49.215	10	41	WARD	2:28.700	2:28.700	0.000
11	17	BAKER	1:39.546	173	DRAPER	49.718	11	173	DRAPER	2:29.044	2:29.044	0.000
12	83	SKEELS-PIGGINS	1:39.753	17	BAKER	49.777	12	17	BAKER	2:29.323	2:29.749	0.426
13	5	FOORD	1:40.367	83	SKEELS-PIGGINS	49.916	13	83	SKEELS-PIGGINS	2:29.669	2:29.854	0.185
14	78	BEIGHTON	1:40.592	192	MOFFA	50.039	14	78	BEIGHTON	2:31.483	2:31.483	0.000
15	41	WARD	1:40.773	40	SHELVEY	50.650	15	192	MOFFA	2:31.905	2:31.905	0.000
16	40	SHELVEY	1:41.380	78	BEIGHTON	50.891	16	5	FOORD	2:32.029	2:39.462	7.433
17	192	MOFFA	1:41.866	164	LENEHAN	51.396	17	40	SHELVEY	2:32.030	2:32.030	0.000
18	50	MURPHY	1:43.145	5	FOORD	51.662	18	164	LENEHAN	2:35.543	2:35.543	0.000
19	226	HARTGROVE	1:43.248	179	SILVAIN	51.929	19	50	MURPHY	2:35.830	2:35.830	0.000
20	98	ELLIS	1:44.116	147	CHASTON	52.120	20	98	ELLIS	2:37.030	2:37.030	0.000
21	164	LENEHAN	1:44.147	57	RUTTER	52.409	21	147	CHASTON	2:37.109	2:37.183	0.074
22	147	CHASTON	1:44.989	50	MURPHY	52.685	22	57	RUTTER	2:38.057	2:38.057	0.000
23	4	MOODY	1:45.523	4	MOODY	52.791	23	4	MOODY	2:38.314	2:39.214	0.900
24	57	RUTTER	1:45.648	98	ELLIS	52.914	24	143	PRENDERGAST	2:39.128	2:39.896	0.768
25	143	PRENDERGAST	1:45.942	143	PRENDERGAST	53.186	25	51	DURANT	2:40.541	2:40.858	0.317
26	11	HARVEY	1:46.451	67	COE	53.924	26	179	SILVAIN	2:40.557	2:40.557	0.000
27	51	DURANT	1:46.475	51	DURANT	54.066	27	181	CROFT	2:43.725	2:43.725	0.000
28	179	SILVAIN	1:48.628	181	CROFT	54.229	28	16	SHOTTON	2:44.824	2:44.902	0.078
29	16	SHOTTON	1:48.972	16	SHOTTON	55.852	29	67	COE	2:45.822	2:45.822	0.000
30	181	CROFT	1:49.496	99	SIMMONS	1:00.341	30	99	SIMMONS	2:57.849	2:57.849	0.000
31	67	COE	1:51.898									
32	99	SIMMONS	1:57.508									
33												
34												

Weather / Track : Cloudy / Wet

Results can be found at www.tsl-timing.com

Snetterton 300

Circuit Length = 2.9689 miles

Start: 09:00 Flag 09:13 End: 09:16

Printed - 09:49 Saturday, 07 October 2017

BMCRC - MRO Championships 2017 - Rnd 10 @ Snetterton 300

Team Respro MRO 600 inc Clubman 600

RACE 1 - GRID (5 Laps)

ROW 12	1		1		34	2:29.854	83 Talan SKEELS-PIGGINS			
ROW 11		33	81 Liam DUFFETT	32	11 Josh HARVEY	31	127 David TINKLER			
ROW 10	30	226 Adam HARTGROVE	29	2:57.849	99 Michael SIMMONS	28	2:45.822	67 Tony COE		
ROW 9		27	2:44.902	16 Ollie SHOTTON	26	2:43.725	181 Gary CROFT	25	2:40.858	51 Andrew DURANT
ROW 8	24	2:40.557	179 Lee SILVAIN	23	2:39.896	143 Daire PRENDERGAST	22	2:39.462	5 Martin FOORD	
ROW 7		21	2:39.214	4 Connor MOODY	20	2:38.057	57 Theo RUTTER	19	2:37.183	147 Sean CHASTON
ROW 6	18	2:37.030	98 Lee ELLIS	17	2:35.830	50 Kris MURPHY	16	2:35.543	164 David LENEHAN	
ROW 5		15	2:32.030	40 David SHELVEY	14	2:31.905	192 Daniel MOFFA	13	2:31.483	78 Dan BEIGHTON
ROW 4	12	2:29.749	17 Philip BAKER	11	2:29.044	173 Stephen DRAPER	10	2:28.737	56 Michael MILLS	
ROW 3		9	2:28.700	41 Milo WARD	8	2:26.624	44 Hayden PLATTON	7	2:26.319	14 Chris BURRAGE
ROW 2	6	2:25.493	15 Aaron CLARKE	5	2:24.875	112 James NAGY	4	2:24.686	53 Jason SIGGS	
ROW 1		3	2:22.980	46 Harry ROWLINGS	2	2:22.439	10 Paul WILBY	1	2:18.566	52 Tommy PHILP

Pole

Snetterton 300
Circuit Length = 2.9689 miles

These results are provisional until the conclusion of any judicial and technical matters.

Clerk Of Course :	Timekeeper :
-------------------	--------------

Results can be found at www.tsl-timing.com

Printed - 09:51 Saturday, 07 October 2017



BMCRC - MRO Championships 2017 - Rnd 10 @ Snetterton 300

Team Respro MRO 600 inc Clubman 600

RACE 1 - CLASSIFICATION

POS	NO	CL	PIC NAME	ENTRY	LAPS	TIME	GAP	DIFF	MPH	BEST	ON
1	10	C	1 Paul WILBY	Kawasaki -	5	10:13.826			87.06	2:01.180	3
2	127		1 David TINKLER	Yamaha - alltrades/tinklers m/cycles	5	10:28.504	14.678	14.678	85.02	2:01.703	5
3	52		2 Tommy PHILP	Yamaha - Draper vent	5	10:30.332	16.506	1.828	84.78	2:00.942	5
4	112		3 James NAGY	Kawasaki -	5	10:30.666	16.840	0.334	84.73	2:03.351	5
5	44		4 Hayden PLATTON	Kawasaki - NR Racing	5	10:38.529	24.703	7.863	83.69	2:04.990	5
6	173		5 Stephen DRAPER	Kawasaki -	5	10:40.975	27.149	2.446	83.37	2:05.837	2
7	11		6 Josh HARVEY	Yamaha - NR Racing	5	10:53.437	39.611	12.462	81.78	2:05.716	5
8	46		7 Harry ROWLINGS	Triumph - Bernard Elliott racing / Steve Jordan moto	5	10:55.592	41.766	2.155	81.51	2:08.968	5
9	17	C	2 Philip BAKER	Triumph - Ashford accident repair center	5	10:55.964	42.138	0.372	81.46	2:08.307	5
10	56	C	3 Michael MILLS	Yamaha - A51 Racing	5	11:00.187	46.361	4.223	80.94	2:10.076	2
11	147	C	4 Sean CHASTON	Yamaha - Hyside Motorcycles	5	11:19.760	1:05.934	19.573	78.61	2:12.161	5
12	5		8 Martin FOORD	Kawasaki - More moto	5	11:25.348	1:11.522	5.588	77.97	2:10.363	4
13	83		9 Talan SKEELS-PIGGINS	Suzuki - McMillan Williams	5	11:26.234	1:12.408	0.886	77.87	2:14.454	3
14	81	C	5 Liam DUFFETT	Kawasaki - MFM Track Bikes	5	11:29.537	1:15.711	3.303	77.50	2:14.468	5
15	179	C	6 Lee SILVAIN	Yamaha - KS Autos / That'll do racing	5	11:29.586	1:15.760	0.049	77.49	2:13.219	5
16	226		10 Adam HARTGROVE	Yamaha - Technical lifting services limited	5	11:35.206	1:21.380	5.620	76.86	2:17.835	2
17	67		11 Tony COE	Yamaha -	5	11:36.246	1:22.420	1.040	76.75	2:14.364	5
18	78		12 Dan BEIGHTON	Kawasaki - johns motorcycle news	5	11:37.973	1:24.147	1.727	76.56	2:16.563	5
19	99		13 Michael SIMMONS	Yamaha - Westcountry Windings	5	11:41.927	1:28.101	3.954	76.13	2:15.209	5
20	57		14 Theo RUTTER	Yamaha - Sublime Designs Racing/RRC	5	11:44.222	1:30.396	2.295	75.88	2:16.905	5
21	98	C	7 Lee ELLIS	Yamaha - My Wife!	5	11:51.838	1:38.012	7.616	75.07	2:17.983	5
22	51	C	8 Andrew DURANT	Honda -	5	11:53.042	1:39.216	1.204	74.94	2:18.450	4
23	4		15 Connor MOODY	Kawasaki -	5	12:00.290	1:46.464	7.248	74.19	2:21.709	4
24	50	C	9 Kris MURPHY	Yamaha - Rocksaw Racing - PASNutrition.co.uk	5	12:13.942	2:00.116	13.652	72.81	2:23.199	3
25	15		16 Aaron CLARKE	Yamaha - Yamaha	4	11:00.599	1 Lap	1 Lap	64.71	2:07.792	4

NOT CLASSIFIED

DNF	53	C	Jason SIGGS	Yamaha - J Siggs Construction	1	2:16.644	4 Laps	3 Laps	78.21		
DNF	14		Chris BURRAGE	Yamaha - Seton tuning	1	2:17.050	4 Laps	0.406	77.98		
DNF	192	C	Daniel MOFFA	Triumph - DM Racing	0						
DNF	40		David SHELVEY	Suzuki - ymark.com	0						
DNF	164	C	David LENEHAN	Yamaha - Gradewell Plant & Haulage	0						

FASTEST LAP

	52		Tommy PHILP	Yamaha - Draper vent	5	2:00.942		88.37 mph		142.22 kph	
	10	C	Paul WILBY	Kawasaki -	3	2:01.180		88.20 mph		141.94 kph	

Class C - 90% of Race Speed = 78.35 mph

Class - 90% of Race Speed = 76.51 mph

Snetterton 300

Circuit Length = 2.9689 miles

Start: 12:03 Flag 12:13 End: 12:15

Weather / Track : Cloudy / Drying

These results are provisional until the conclusion of any judicial and technical matters.

Clerk Of Course :	Timekeeper :
-------------------	--------------

Results can be found at www.tsl-timing.com

Printed - 12:16 Saturday, 07 October 2017



BMCRC - MRO Championships 2017 - Rnd 10 @ Snetterton 300

Team Respro MRO 600 inc Clubman 600

RACE 1 - LAP CHART

LAP 1 @ 12:05:32.647

NO	BEHIND	LAP TIME
10		2:08.210
173	3.571	2:11.781
112	3.752	2:11.962
44	5.930	2:14.140
127	8.039	2:16.249
56	8.092	2:16.302
46	8.136	2:16.346
52	8.148	2:16.358
53	8.434	2:16.644
226	8.440	2:16.650
14	8.840	2:17.050
17	9.336	2:17.546
11	14.825	2:23.035
81	18.580	2:26.790
83	19.023	2:27.233
179	19.888	2:28.098
78	20.386	2:28.596
147	20.477	2:28.687
57	21.507	2:29.717
67	21.893	2:30.103
98	22.171	2:30.381
99	23.104	2:31.314
4	23.291	2:31.501
5	23.923	2:32.133
51	24.393	2:32.603
50	27.198	2:35.408

LAP 2 @ 12:07:33.951

NO	BEHIND	LAP TIME
10		2:01.304
173	8.104	2:05.837
112	8.284	2:05.836
15	1 Lap	4:19.235 P
127	11.859	2:05.124
44	12.065	2:07.439
52	12.343	2:05.499
56	16.864	2:10.076
17	17.505	2:09.473
46	17.955	2:11.123
11	24.736	2:11.215
226	24.971	2:17.835
83	32.435	2:14.716
147	32.554	2:13.381
179	34.539	2:15.955
81	35.175	2:17.899
78	36.195	2:17.113
67	39.673	2:19.084
57	40.494	2:20.291
5	40.673	2:18.054
99	41.570	2:19.770
98	44.045	2:23.178
4	44.343	2:22.356
51	44.397	2:21.308
50	50.686	2:24.792

LAP 3 @ 12:09:35.131

NO	BEHIND	LAP TIME
10		2:01.180
112	12.703	2:05.599
127	13.796	2:03.117
173	14.479	2:07.555

52	16.275	2:05.112
44	17.342	2:06.457
15	1 Lap	2:15.002
56	26.166	2:10.482
46	26.174	2:09.399
17	26.532	2:10.207
11	30.354	2:06.798
147	43.775	2:12.401
226	45.208	2:21.417
83	45.709	2:14.454
179	48.063	2:14.704
81	48.967	2:14.972
5	52.415	2:12.922
78	52.711	2:17.696
67	56.639	2:18.146
57	58.077	2:18.763
99	58.308	2:17.918
98	1:03.363	2:20.498
51	1:03.592	2:20.375
4	1:05.890	2:22.727
50	1:12.705	2:23.199

5	1:11.522	2:11.876
83	1:12.408	2:15.360
81	1:15.711	2:14.468
179	1:15.760	2:13.219
226	1:21.380	2:19.519
67	1:22.420	2:14.364
78	1:24.147	2:16.563
99	1:28.101	2:15.209
57	1:30.396	2:16.905
98	1:38.012	2:17.983
51	1:39.216	2:20.306
4	1:46.464	2:21.997
50	2:00.116	2:26.653

LAP 4 @ 12:11:36.549

NO	BEHIND	LAP TIME
10		2:01.418
127	14.689	2:02.311
112	15.203	2:03.918
52	17.278	2:02.421
44	21.427	2:05.503
173	21.520	2:08.459
46	34.512	2:09.756
17	35.545	2:10.431
11	35.609	2:06.673
56	36.770	2:12.022
15	1 Lap	2:18.570
147	55.487	2:13.130
83	58.762	2:14.471
5	1:01.360	2:10.363
81	1:02.957	2:15.408
226	1:03.575	2:19.785
179	1:04.255	2:17.610
78	1:09.298	2:18.005
67	1:09.770	2:14.549
99	1:14.606	2:17.716
57	1:15.205	2:18.546
51	1:20.624	2:18.450
98	1:21.743	2:19.798
4	1:26.181	2:21.709
50	1:35.177	2:23.890

LAP 5 @ 12:13:38.263

NO	BEHIND	LAP TIME
10		2:01.714
127	14.678	2:01.703
52	16.506	2:00.942
112	16.840	2:03.351
44	24.703	2:04.990
173	27.149	2:07.343
11	39.611	2:05.716
46	41.766	2:08.968
17	42.138	2:08.307
56	46.361	2:11.305
15	1 Lap	2:07.792
147	1:05.934	2:12.161

Weather / Track : Cloudy / Drying

Results can be found at www.tsl-timing.com

Snetterton 300

Circuit Length = 2.9689 miles

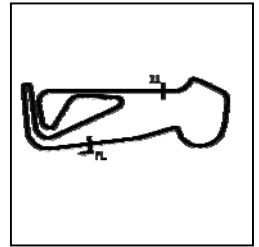
Start: 12:03 Flag 12:13 End: 12:15

Printed - 12:17 Saturday, 07 October 2017

BMCRC - MRO Championships 2017 - Rnd 10 @ Snetterton 300

Team Respro MRO 600 inc Clubman 600

RACE 1 - SECTOR ANALYSIS



SECTOR 1 = FL to I1, SECTOR 2 = I1 to FL, DIFF = Difference To Personal Best Lap, P = Crossed Finish Line in Pit Lane, D = Time Disallowed

P1 10 C		Paul WILBY		Kawasaki -		
IDEAL LAP TIME : 2:00.763		BEST LAP TIME : 2:01.180		DIFFERENCE : 0.417		
LAP	SECTOR 1	SECTOR 2	LAP TIME	MPH	DIFF	TIME OF DAY
1 -		40.839	2:08.210	83.36	7.030	12:05:32.647
2 -	1:20.947	40.357	2:01.304 (2)	88.10	0.124	12:07:33.951
3 -	1:20.406	40.774	2:01.180 (1)	88.20		12:09:35.131
4 -	1:20.418	41.000	2:01.418 (3)	88.02	0.238	12:11:36.549
5 -	1:20.824	40.890	2:01.714	87.81	0.534	12:13:38.263

P2 127		David TINKLER		Yamaha - alltrades/tinklers m/cycles		
IDEAL LAP TIME : 2:01.703		BEST LAP TIME : 2:01.703		DIFFERENCE : 0.000		
LAP	SECTOR 1	SECTOR 2	LAP TIME	MPH	DIFF	TIME OF DAY
1 -		43.933	2:16.249	78.44	14.546	12:05:40.686
2 -	1:22.705	42.419	2:05.124	85.41	3.421	12:07:45.810
3 -	1:21.648	41.469	2:03.117 (3)	86.81	1.414	12:09:48.927
4 -	1:21.030	41.281	2:02.311 (2)	87.38	0.608	12:11:51.238
5 -	1:20.706	40.997	2:01.703 (1)	87.82		12:13:52.941

P3 52		Tommy PHILP		Yamaha - Draper vent		
IDEAL LAP TIME : 2:00.942		BEST LAP TIME : 2:00.942		DIFFERENCE : 0.000		
LAP	SECTOR 1	SECTOR 2	LAP TIME	MPH	DIFF	TIME OF DAY
1 -		44.169	2:16.358	78.38	15.416	12:05:40.795
2 -	1:22.520	42.979	2:05.499	85.16	4.557	12:07:46.294
3 -	1:22.942	42.170	2:05.112 (3)	85.42	4.170	12:09:51.406
4 -	1:20.842	41.579	2:02.421 (2)	87.30	1.479	12:11:53.827
5 -	1:19.618	41.324	2:00.942 (1)	88.37		12:13:54.769

P4 112		James NAGY		Kawasaki -		
IDEAL LAP TIME : 2:03.351		BEST LAP TIME : 2:03.351		DIFFERENCE : 0.000		
LAP	SECTOR 1	SECTOR 2	LAP TIME	MPH	DIFF	TIME OF DAY
1 -		43.007	2:11.962	80.99	8.611	12:05:36.399
2 -	1:22.975	42.861	2:05.836	84.93	2.485	12:07:42.235
3 -	1:23.550	42.049	2:05.599 (3)	85.09	2.248	12:09:47.834
4 -	1:22.109	41.809	2:03.918 (2)	86.25	0.567	12:11:51.752
5 -	1:21.903	41.448	2:03.351 (1)	86.64		12:13:55.103

P5 44		Hayden PLATTON		Kawasaki - NR Racing		
IDEAL LAP TIME : 2:04.942		BEST LAP TIME : 2:04.990		DIFFERENCE : 0.048		
LAP	SECTOR 1	SECTOR 2	LAP TIME	MPH	DIFF	TIME OF DAY
1 -		43.519	2:14.140	79.67	9.150	12:05:38.577
2 -	1:24.559	42.880	2:07.439	83.86	2.449	12:07:46.016
3 -	1:24.224	42.233	2:06.457 (3)	84.51	1.467	12:09:52.473
4 -	1:22.834	42.669	2:05.503 (2)	85.16	0.513	12:11:57.976
5 -	1:22.882	42.108	2:04.990 (1)	85.51		12:14:02.966

P6 173		Stephen DRAPER		Kawasaki -		
IDEAL LAP TIME : 2:05.837		BEST LAP TIME : 2:05.837		DIFFERENCE : 0.000		
LAP	SECTOR 1	SECTOR 2	LAP TIME	MPH	DIFF	TIME OF DAY
1 -		42.999	2:11.781	81.10	5.944	12:05:36.218
2 -	1:23.101	42.736	2:05.837 (1)	84.93		12:07:42.055
3 -	1:23.733	43.822	2:07.555 (3)	83.79	1.718	12:09:49.610
4 -	1:24.694	43.765	2:08.459	83.20	2.622	12:11:58.069
5 -	1:24.299	43.044	2:07.343 (2)	83.93	1.506	12:14:05.412

P7 11		Josh HARVEY		Yamaha - NR Racing		
IDEAL LAP TIME : 2:05.716		BEST LAP TIME : 2:05.716		DIFFERENCE : 0.000		
LAP	SECTOR 1	SECTOR 2	LAP TIME	MPH	DIFF	TIME OF DAY
1 -						
2 -						
3 -						
4 -						
5 -						

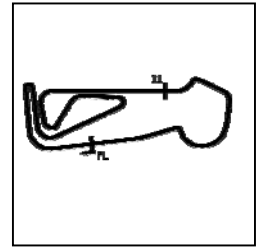
Weather / Track : Cloudy / Drying

Snetterton 300
Circuit Length = 2.9689 miles
Start: 12:03 Flag 12:13 End: 12:15

BMCRC - MRO Championships 2017 - Rnd 10 @ Snetterton 300

Team Respro MRO 600 inc Clubman 600

RACE 1 - SECTOR ANALYSIS



SECTOR 1 = FL to I1, SECTOR 2 = I1 to FL, DIFF = Difference To Personal Best Lap, P = Crossed Finish Line in Pit Lane, D = Time Disallowed

1 -		46.225	2:23.035	74.72	17.319	12:05:47.472
2 -	1:26.341	44.874	2:11.215	81.45	5.499	12:07:58.687
3 -	1:23.726	43.072	2:06.798 (3)	84.29	1.082	12:10:05.485
4 -	1:23.777	42.896	2:06.673 (2)	84.37	0.957	12:12:12.158
5 -	1:23.070	42.646	2:05.716 (1)	85.01		12:14:17.874

P8	46	Harry ROWLINGS	Triumph - Bernard Elliott racing / Steve Jordan motorcycles			
IDEAL LAP TIME : 2:08.946		BEST LAP TIME : 2:08.968	DIFFERENCE : 0.022			
LAP	SECTOR 1	SECTOR 2	LAP TIME	MPH	DIFF	TIME OF DAY
1 -		44.362	2:16.346	78.38	7.378	12:05:40.783
2 -	1:27.297	43.826	2:11.123	81.51	2.155	12:07:51.906
3 -	1:25.450	43.949	2:09.399 (2)	82.59	0.431	12:10:01.305
4 -	1:26.241	43.515	2:09.756 (3)	82.37	0.788	12:12:11.061
5 -	1:25.431	43.537	2:08.968 (1)	82.87		12:14:20.029

P9	17 C	Philip BAKER	Triumph - Ashford accident repair center			
IDEAL LAP TIME : 2:07.881		BEST LAP TIME : 2:08.307	DIFFERENCE : 0.426			
LAP	SECTOR 1	SECTOR 2	LAP TIME	MPH	DIFF	TIME OF DAY
1 -		43.712	2:17.546	77.70	9.239	12:05:41.983
2 -	1:25.777	43.696	2:09.473 (2)	82.55	1.166	12:07:51.456
3 -	1:25.986	44.221	2:10.207 (3)	82.08	1.900	12:10:01.663
4 -	1:27.324	43.107	2:10.431	81.94	2.124	12:12:12.094
5 -	1:24.774	43.533	2:08.307 (1)	83.30		12:14:20.401

P10	56 C	Michael MILLS	Yamaha - A51 Racing			
IDEAL LAP TIME : 2:10.076		BEST LAP TIME : 2:10.076	DIFFERENCE : 0.000			
LAP	SECTOR 1	SECTOR 2	LAP TIME	MPH	DIFF	TIME OF DAY
1 -		44.925	2:16.302	78.41	6.226	12:05:40.739
2 -	1:26.205	43.871	2:10.076 (1)	82.16		12:07:50.815
3 -	1:26.381	44.101	2:10.482 (2)	81.91	0.406	12:10:01.297
4 -	1:28.014	44.008	2:12.022	80.95	1.946	12:12:13.319
5 -	1:26.543	44.762	2:11.305 (3)	81.39	1.229	12:14:24.624

P11	147 C	Sean CHASTON	Yamaha - Hyside Motorcycles			
IDEAL LAP TIME : 2:11.975		BEST LAP TIME : 2:12.161	DIFFERENCE : 0.186			
LAP	SECTOR 1	SECTOR 2	LAP TIME	MPH	DIFF	TIME OF DAY
1 -		46.805	2:28.687	71.88	16.526	12:05:53.124
2 -	1:29.238	44.143	2:13.381	80.13	1.220	12:08:06.505
3 -	1:28.026	44.375	2:12.401 (2)	80.72	0.240	12:10:18.906
4 -	1:28.066	45.064	2:13.130 (3)	80.28	0.969	12:12:32.036
5 -	1:28.212	43.949	2:12.161 (1)	80.87		12:14:44.197

P12	5	Martin FOORD	Kawasaki - More moto			
IDEAL LAP TIME : 2:10.363		BEST LAP TIME : 2:10.363	DIFFERENCE : 0.000			
LAP	SECTOR 1	SECTOR 2	LAP TIME	MPH	DIFF	TIME OF DAY
1 -		47.635	2:32.133	70.25	21.770	12:05:56.570
2 -	1:32.122	45.932	2:18.054	77.41	7.691	12:08:14.624
3 -	1:27.332	45.590	2:12.922 (3)	80.40	2.559	12:10:27.546
4 -	1:25.969	44.394	2:10.363 (1)	81.98		12:12:37.909
5 -	1:26.940	44.936	2:11.876 (2)	81.04	1.513	12:14:49.785

P13	83	Talan SKEELS-PIGGINS	Suzuki - McMillan Williams			
IDEAL LAP TIME : 2:14.329		BEST LAP TIME : 2:14.454	DIFFERENCE : 0.125			
LAP	SECTOR 1	SECTOR 2	LAP TIME	MPH	DIFF	TIME OF DAY
1 -		46.429	2:27.233	72.59	12.779	12:05:51.670
2 -	1:29.924	44.792	2:14.716 (3)	79.33	0.262	12:08:06.386
3 -	1:29.649	44.805	2:14.454 (1)	79.49		12:10:20.840
4 -	1:29.791	44.680	2:14.471 (2)	79.48	0.017	12:12:35.311

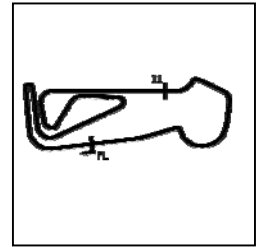
Weather / Track : Cloudy / Drying

Snetterton 300
Circuit Length = 2.9689 miles
Start: 12:03 Flag 12:13 End: 12:15

BMCRC - MRO Championships 2017 - Rnd 10 @ Snetterton 300

Team Respro MRO 600 inc Clubman 600

RACE 1 - SECTOR ANALYSIS



SECTOR 1 = FL to I1, SECTOR 2 = I1 to FL, DIFF = Difference To Personal Best Lap, P = Crossed Finish Line in Pit Lane, D = Time Disallowed

5 - 1:29.811 45.549 2:15.360 78.96 0.906 12:14:50.671

P14	81 C	Liam DUFFETT	Kawasaki - MFM Track Bikes			
IDEAL LAP TIME : 2:14.468		BEST LAP TIME : 2:14.468		DIFFERENCE : 0.000		

LAP	SECTOR 1	SECTOR 2	LAP TIME	MPH	DIFF	TIME OF DAY
1 -		46.372	2:26.790	72.81	12.322	12:05:51.227
2 -	1:31.634	46.265	2:17.899	77.50	3.431	12:08:09.126
3 -	1:29.405	45.567	2:14.972 (2)	79.18	0.504	12:10:24.098
4 -	1:29.476	45.932	2:15.408 (3)	78.93	0.940	12:12:39.506
5 -	1:28.975	45.493	2:14.468 (1)	79.48		12:14:53.974

P15	179 C	Lee SILVAIN	Yamaha - KS Autos / That'll do racing			
IDEAL LAP TIME : 2:13.189		BEST LAP TIME : 2:13.219		DIFFERENCE : 0.030		

LAP	SECTOR 1	SECTOR 2	LAP TIME	MPH	DIFF	TIME OF DAY
1 -		46.616	2:28.098	72.16	14.879	12:05:52.535
2 -	1:30.532	45.423	2:15.955 (3)	78.61	2.736	12:08:08.490
3 -	1:29.259	45.445	2:14.704 (2)	79.34	1.485	12:10:23.194
4 -	1:28.023	49.587	2:17.610	77.66	4.391	12:12:40.804
5 -	1:28.053	45.166	2:13.219 (1)	80.22		12:14:54.023

P16	226	Adam HARTGROVE	Yamaha - Technical lifting services limited			
IDEAL LAP TIME : 2:14.130		BEST LAP TIME : 2:17.835		DIFFERENCE : 3.705		

LAP	SECTOR 1	SECTOR 2	LAP TIME	MPH	DIFF	TIME OF DAY
1 -		43.554	2:16.650	78.21		12:05:41.087
2 -	1:30.576	47.259	2:17.835 (1)	77.54		12:07:58.922
3 -	1:33.711	47.706	2:21.417	75.57	3.582	12:10:20.339
4 -	1:33.143	46.642	2:19.785 (3)	76.46	1.950	12:12:40.124
5 -	1:32.757	46.762	2:19.519 (2)	76.60	1.684	12:14:59.643

P17	67	Tony COE	Yamaha -			
IDEAL LAP TIME : 2:14.347		BEST LAP TIME : 2:14.364		DIFFERENCE : 0.017		

LAP	SECTOR 1	SECTOR 2	LAP TIME	MPH	DIFF	TIME OF DAY
1 -		47.183	2:30.103	71.20	15.739	12:05:54.540
2 -	1:33.033	46.051	2:19.084	76.84	4.720	12:08:13.624
3 -	1:31.955	46.191	2:18.146 (3)	77.36	3.782	12:10:31.770
4 -	1:29.955	44.594	2:14.549 (2)	79.43	0.185	12:12:46.319
5 -	1:29.753	44.611	2:14.364 (1)	79.54		12:15:00.683

P18	78	Dan BEIGHTON	Kawasaki - johns motorcycle news			
IDEAL LAP TIME : 2:16.563		BEST LAP TIME : 2:16.563		DIFFERENCE : 0.000		

LAP	SECTOR 1	SECTOR 2	LAP TIME	MPH	DIFF	TIME OF DAY
1 -		47.148	2:28.596	71.92	12.033	12:05:53.033
2 -	1:31.099	46.014	2:17.113 (2)	77.95	0.550	12:08:10.146
3 -	1:31.389	46.307	2:17.696 (3)	77.62	1.133	12:10:27.842
4 -	1:31.539	46.466	2:18.005	77.44	1.442	12:12:45.847
5 -	1:30.807	45.756	2:16.563 (1)	78.26		12:15:02.410

P19	99	Michael SIMMONS	Yamaha - Westcountry Windings			
IDEAL LAP TIME : 2:15.209		BEST LAP TIME : 2:15.209		DIFFERENCE : 0.000		

LAP	SECTOR 1	SECTOR 2	LAP TIME	MPH	DIFF	TIME OF DAY
1 -		47.351	2:31.314	70.63	16.105	12:05:55.751
2 -	1:33.196	46.574	2:19.770	76.46	4.561	12:08:15.521
3 -	1:31.325	46.593	2:17.918 (3)	77.49	2.709	12:10:33.439
4 -	1:31.012	46.704	2:17.716 (2)	77.60	2.507	12:12:51.155
5 -	1:28.846	46.363	2:15.209 (1)	79.04		12:15:06.364

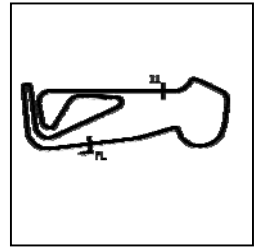
Weather / Track : Cloudy / Drying

Snetterton 300
Circuit Length = 2.9689 miles
Start: 12:03 Flag 12:13 End: 12:15

BMCRC - MRO Championships 2017 - Rnd 10 @ Snetterton 300

Team Respro MRO 600 inc Clubman 600

RACE 1 - SECTOR ANALYSIS



SECTOR 1 = FL to I1, SECTOR 2 = I1 to FL, DIFF = Difference To Personal Best Lap, P = Crossed Finish Line in Pit Lane, D = Time Disallowed

P20 57		Theo RUTTER		Yamaha - Sublime Designs Racing/RRC		
IDEAL LAP TIME : 2:16.905		BEST LAP TIME : 2:16.905		DIFFERENCE : 0.000		
LAP	SECTOR 1	SECTOR 2	LAP TIME	MPH	DIFF	TIME OF DAY
1 -		48.123	2:29.717	71.38	12.812	12:05:54.154
2 -	1:33.140	47.151	2:20.291	76.18	3.386	12:08:14.445
3 -	1:31.956	46.807	2:18.763 (3)	77.02	1.858	12:10:33.208
4 -	1:30.827	47.719	2:18.546 (2)	77.14	1.641	12:12:51.754
5 -	1:30.556	46.349	2:16.905 (1)	78.06		12:15:08.659

P21 98 C		Lee ELLIS		Yamaha - My Wife!		
IDEAL LAP TIME : 2:17.983		BEST LAP TIME : 2:17.983		DIFFERENCE : 0.000		
LAP	SECTOR 1	SECTOR 2	LAP TIME	MPH	DIFF	TIME OF DAY
1 -		48.126	2:30.381	71.07	12.398	12:05:54.818
2 -	1:35.395	47.783	2:23.178	74.64	5.195	12:08:17.996
3 -	1:33.378	47.120	2:20.498 (3)	76.07	2.515	12:10:38.494
4 -	1:32.925	46.873	2:19.798 (2)	76.45	1.815	12:12:58.292
5 -	1:31.324	46.659	2:17.983 (1)	77.45		12:15:16.275

P22 51 C		Andrew DURANT		Honda -		
IDEAL LAP TIME : 2:18.450		BEST LAP TIME : 2:18.450		DIFFERENCE : 0.000		
LAP	SECTOR 1	SECTOR 2	LAP TIME	MPH	DIFF	TIME OF DAY
1 -		47.921	2:32.603	70.03	14.153	12:05:57.040
2 -	1:33.595	47.713	2:21.308	75.63	2.858	12:08:18.348
3 -	1:33.333	47.042	2:20.375 (3)	76.13	1.925	12:10:38.723
4 -	1:32.309	46.141	2:18.450 (1)	77.19		12:12:57.173
5 -	1:32.519	47.787	2:20.306 (2)	76.17	1.856	12:15:17.479

P23 4		Connor MOODY		Kawasaki -		
IDEAL LAP TIME : 2:21.622		BEST LAP TIME : 2:21.709		DIFFERENCE : 0.087		
LAP	SECTOR 1	SECTOR 2	LAP TIME	MPH	DIFF	TIME OF DAY
1 -		47.560	2:31.501	70.54	9.792	12:05:55.938
2 -	1:35.263	47.093	2:22.356 (3)	75.07	0.647	12:08:18.294
3 -	1:35.621	47.106	2:22.727	74.88	1.018	12:10:41.021
4 -	1:34.843	46.866	2:21.709 (1)	75.42		12:13:02.730
5 -	1:35.218	46.779	2:21.997 (2)	75.26	0.288	12:15:24.727

P24 50 C		Kris MURPHY		Yamaha - Rocksaw Racing - PASNutrition.co.uk		
IDEAL LAP TIME : 2:22.868		BEST LAP TIME : 2:23.199		DIFFERENCE : 0.331		
LAP	SECTOR 1	SECTOR 2	LAP TIME	MPH	DIFF	TIME OF DAY
1 -		49.282	2:35.408	68.77	12.209	12:05:59.845
2 -	1:35.839	48.953	2:24.792 (3)	73.81	1.593	12:08:24.637
3 -	1:34.464	48.735	2:23.199 (1)	74.63		12:10:47.836
4 -	1:34.133	49.757	2:23.890 (2)	74.27	0.691	12:13:11.726
5 -	1:36.411	50.242	2:26.653	72.88	3.454	12:15:38.379

P25 15		Aaron CLARKE		Yamaha - Yamaha		
IDEAL LAP TIME : 2:07.621		BEST LAP TIME : 2:07.792		DIFFERENCE : 0.171		
LAP	SECTOR 1	SECTOR 2	LAP TIME	MPH	DIFF	TIME OF DAY
1 -		IN PIT	4:19.235 P	41.22	2:11.443	12:07:43.672
2 -	OUTLAP	43.630	2:15.002	79.16	7.210	12:09:58.674
3 -	1:35.055	43.515	2:18.570 (2)	77.13	10.778	12:12:17.244
4 -	1:24.106	43.686	2:07.792 (1)	83.63		12:14:25.036

P26 53 C		Jason SIGGS		Yamaha - J Siggs Construction		
IDEAL LAP TIME :		BEST LAP TIME :		DIFFERENCE :		
LAP	SECTOR 1	SECTOR 2	LAP TIME	MPH	DIFF	TIME OF DAY
1 -		44.372	2:16.644	78.21		12:05:41.081

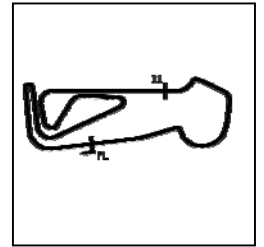
Weather / Track : Cloudy / Drying

Snetterton 300
Circuit Length = 2.9689 miles
Start: 12:03 Flag 12:13 End: 12:15

BMCRC - MRO Championships 2017 - Rnd 10 @ Snetterton 300

Team Respro MRO 600 inc Clubman 600

RACE 1 - SECTOR ANALYSIS



SECTOR 1 = FL to I1, SECTOR 2 = I1 to FL, DIFF = Difference To Personal Best Lap, P = Crossed Finish Line in Pit Lane, D = Time Disallowed

P27 14		Chris BURRAGE		Yamaha - Seton tuning		
IDEAL LAP TIME :		BEST LAP TIME :		DIFFERENCE :		
LAP	SECTOR 1	SECTOR 2	LAP TIME	MPH	DIFF	TIME OF DAY
1 -		44.026	2:17.050	77.98		12:05:41.487

BMCRC - MRO Championships 2017 - Rnd 10 @ Snetterton 300

Team Respro MRO 600 inc Clubman 600

RACE 1 - BEST SECTORS

SECTOR 1			SECTOR 2			IDEAL / BEST COMPARISON						
POS	NO	NAME	TIME	NO	NAME	TIME	POS	NO	NAME	IDEAL	BEST	DIFF
									PERFECT LAP	1:59.975		
1	52	PHILP	1:19.618	10	WILBY	40.357	1	10	WILBY	2:00.763	2:01.180	0.417
2	10	WILBY	1:20.406	127	TINKLER	40.997	2	52	PHILP	2:00.942	2:00.942	0.000
3	127	TINKLER	1:20.706	52	PHILP	41.324	3	127	TINKLER	2:01.703	2:01.703	0.000
4	112	NAGY	1:21.903	112	NAGY	41.448	4	112	NAGY	2:03.351	2:03.351	0.000
5	44	PLATTON	1:22.834	44	PLATTON	42.108	5	44	PLATTON	2:04.942	2:04.990	0.048
6	11	HARVEY	1:23.070	11	HARVEY	42.646	6	11	HARVEY	2:05.716	2:05.716	0.000
7	173	DRAPER	1:23.101	173	DRAPER	42.736	7	173	DRAPER	2:05.837	2:05.837	0.000
8	15	CLARKE	1:24.106	17	BAKER	43.107	8	15	CLARKE	2:07.621	2:07.792	0.171
9	17	BAKER	1:24.774	46	ROWLINGS	43.515	9	17	BAKER	2:07.881	2:08.307	0.426
10	46	ROWLINGS	1:25.431	15	CLARKE	43.515	10	46	ROWLINGS	2:08.946	2:08.968	0.022
11	5	FOORD	1:25.969	226	HARTGROVE	43.554	11	56	MILLS	2:10.076	2:10.076	0.000
12	56	MILLS	1:26.205	56	MILLS	43.871	12	5	FOORD	2:10.363	2:10.363	0.000
13	179	SILVAIN	1:28.023	147	CHASTON	43.949	13	147	CHASTON	2:11.975	2:12.161	0.186
14	147	CHASTON	1:28.026	14	BURRAGE	44.026	14	179	SILVAIN	2:13.189	2:13.219	0.030
15	99	SIMMONS	1:28.846	53	SIGGS	44.372	15	226	HARTGROVE	2:14.130	2:17.835	3.705
16	81	DUFFETT	1:28.975	5	FOORD	44.394	16	83	SKEELS-PIGGINS	2:14.329	2:14.454	0.125
17	83	SKEELS-PIGGINS	1:29.649	67	COE	44.594	17	67	COE	2:14.347	2:14.364	0.017
18	67	COE	1:29.753	83	SKEELS-PIGGINS	44.680	18	81	DUFFETT	2:14.468	2:14.468	0.000
19	57	RUTTER	1:30.556	179	SILVAIN	45.166	19	99	SIMMONS	2:15.209	2:15.209	0.000
20	226	HARTGROVE	1:30.576	81	DUFFETT	45.493	20	78	BEIGHTON	2:16.563	2:16.563	0.000
21	78	BEIGHTON	1:30.807	78	BEIGHTON	45.756	21	57	RUTTER	2:16.905	2:16.905	0.000
22	98	ELLIS	1:31.324	51	DURANT	46.141	22	98	ELLIS	2:17.983	2:17.983	0.000
23	51	DURANT	1:32.309	57	RUTTER	46.349	23	51	DURANT	2:18.450	2:18.450	0.000
24	50	MURPHY	1:34.133	99	SIMMONS	46.363	24	4	MOODY	2:21.622	2:21.709	0.087
25	4	MOODY	1:34.843	98	ELLIS	46.659	25	50	MURPHY	2:22.868	2:23.199	0.331
26				4	MOODY	46.779	26	53	SIGGS			
27				50	MURPHY	48.735	27	14	BURRAGE			
28												
29												
30												

Weather / Track : Cloudy / Drying

Results can be found at www.tsl-timing.com

Snetterton 300

Circuit Length = 2.9689 miles

Start: 12:03 Flag 12:13 End: 12:15

Printed - 12:17 Saturday, 07 October 2017

BMCRC - MRO Championships 2017 - Rnd 10 @ Snetterton 300

Team Respro MRO 600 inc Clubman 600

RACE 10 - GRID (5 Laps)

ROW 12	1		1		34	2:14.454 83 Talan SKEELS-PIGGINS	
ROW 11		33	16 Ollie SHOTTON	32	181 Gary CROFT	31	143 Daire PRENDERGAST
ROW 10	30	41 Milo WARD	29	164 David LENEHAN	28	40 David SHELVEY	
ROW 9		27	192 Daniel MOFFA	26	14 Chris BURRAGE	25	53 Jason SIGGS
ROW 8	24	2:23.199 50 Kris MURPHY	23	2:21.709 4 Connor MOODY	22	2:18.450 51 Andrew DURANT	
ROW 7		21	2:17.983 98 Lee ELLIS	20	2:17.835 226 Adam HARTGROVE	19	2:16.905 57 Theo RUTTER
ROW 6	18	2:16.563 78 Dan BEIGHTON	17	2:15.209 99 Michael SIMMONS	16	2:14.468 81 Liam DUFFETT	
ROW 5		15	2:14.364 67 Tony COE	14	2:13.219 179 Lee SILVAIN	13	2:12.161 147 Sean CHASTON
ROW 4	12	2:10.363 5 Martin FOORD	11	2:10.076 56 Michael MILLS	10	2:08.968 46 Harry ROWLINGS	
ROW 3		9	2:08.307 17 Philip BAKER	8	2:07.792 15 Aaron CLARKE	7	2:05.837 173 Stephen DRAPER
ROW 2	6	2:05.716 11 Josh HARVEY	5	2:04.990 44 Hayden PLATTON	4	2:03.351 112 James NAGY	
ROW 1		3	2:01.703 127 David TINKLER	2	2:01.180 10 Paul WILBY	1	2:00.942 52 Tommy PHILP

Pole

Snetterton 300
Circuit Length = 2.9689 miles

These results are provisional until the conclusion of any judicial and technical matters.

Clerk Of Course :	Timekeeper :
-------------------	--------------

Results can be found at www.tsl-timing.com

Printed - 12:21 Saturday, 07 October 2017



BMCRC - MRO Championships 2017 - Rnd 10 @ Snetterton 300

Team Respro MRO 600 inc Clubman 600

RACE 10 - CLASSIFICATION

POS	NO	CL	PIC NAME	ENTRY	LAPS	TIME	GAP	DIFF	MPH	BEST	ON
1	52		Tommy PHILP	Yamaha - Draper vent	4	9:12.225			77.41	2:15.716	2
2	112		James NAGY	Kawasaki -	4	9:16.811	4.586	4.586	76.78	2:16.355	4
3	10	C	Paul WILBY	Kawasaki -	4	9:16.845	4.620	0.034	76.77	2:17.340	3
4	127		David TINKLER	Yamaha - alltrades/tinklers m/cycles	4	9:17.062	4.837	0.217	76.74	2:16.397	4
5	11		Josh HARVEY	Yamaha - NR Racing	4	9:32.398	20.173	15.336	74.68	2:19.111	4
6	44		Hayden PLATTON	Kawasaki - NR Racing	4	9:32.872	20.647	0.474	74.62	2:19.211	4
7	56	C	Michael MILLS	Yamaha - A51 Racing	4	9:35.182	22.957	2.310	74.32	2:20.527	4
8	46		Harry ROWLINGS	Triumph - Bernard Elliott racing / Steve Jordan moto	4	9:35.424	23.199	0.242	74.29	2:20.577	4
9	17	C	Philip BAKER	Triumph - Ashford accident repair center	4	9:35.454	23.229	0.030	74.29	2:20.678	4
10	53	C	Jason SIGGS	Yamaha - J Siggs Construction	4	9:42.447	30.222	6.993	73.40	2:20.575	4
11	14		Chris BURRAGE	Yamaha - Seton tuning	4	9:45.805	33.580	3.358	72.98	2:24.027	3
12	226		Adam HARTGROVE	Yamaha - Technical lifting services limited	4	9:47.227	35.002	1.422	72.80	2:24.040	3
13	26		Luke HOPKINS	Yamaha - Mum - Zarra Hopkins	4	9:53.090	40.865	5.863	72.08	2:22.121	4
14	147	C	Sean CHASTON	Yamaha - Hyside Motorcycles	4	9:53.990	41.765	0.900	71.97	2:24.507	3
15	192	C	Daniel MOFFA	Triumph - DM Racing	4	9:58.049	45.824	4.059	71.48	2:24.905	4
16	81	C	Liam DUFFETT	Kawasaki - MFM Track Bikes	4	10:03.803	51.578	5.754	70.80	2:28.880	3
17	40		David SHELVEY	Suzuki - ymark.com	4	10:08.245	56.020	4.442	70.28	2:26.882	4
18	98	C	Lee ELLIS	Yamaha - My Wife!	4	10:08.803	56.578	0.558	70.22	2:25.608	4
19	51	C	Andrew DURANT	Honda -	4	10:09.520	57.295	0.717	70.14	2:25.642	4
20	57		Theo RUTTER	Yamaha - Sublime Designs Racing/RRC	4	10:13.386	1:01.161	3.866	69.69	2:30.744	4
21	164	C	David LENEHAN	Yamaha - Gradewell Plant & Haulage	4	10:16.579	1:04.354	3.193	69.33	2:27.459	4
22	179	C	Lee SILVAIN	Yamaha - KS Autos / That'll do racing	4	10:22.391	1:10.166	5.812	68.69	2:31.122	4

NOT CLASSIFIED

DNF	83		Talan SKEELS-PIGGINS	Suzuki - McMillan Williams	4	9:46.467	34.242		72.89	2:19.761	4
DNF	78		Dan BEIGHTON	Kawasaki - johns motorcycle news	3	7:22.770	1 Lap	1 Lap	72.41	2:23.437	3
DNF	5		Martin FOORD	Kawasaki - More moto	3	7:51.813	1 Lap	29.043	67.95	2:32.983	3
DNF	50	C	Kris MURPHY	Yamaha - Rocksaw Racing - PASNutrition.co.uk	2	5:11.436	2 Laps	1 Lap	68.63	2:28.903	2
DNF	4		Connor MOODY	Kawasaki -	2	6:33.960	2 Laps	1:22.524	54.25		
DNF	143	C	Daire PRENDERGAST	Kawasaki - Emerald Plant Services	1	2:51.513	3 Laps	1 Lap	62.31		

FASTEST LAP

52			Tommy PHILP	Yamaha - Draper vent	2	2:15.716		78.75 mph	126.74 kph		
10	C		Paul WILBY	Kawasaki -	3	2:17.340		77.82 mph	125.24 kph		

Class - 90% of Race Speed = 69.66 mph
 Class C - 90% of Race Speed = 69.09 mph

Snetterton 300
 Circuit Length = 2.9689 miles
 Start: 16:47 Flag 16:56 End: 16:57

Weather / Track : Cloudy / Wet

These results are provisional until the conclusion of any judicial and technical matters.

Clerk Of Course :	Timekeeper :
-------------------	--------------

Results can be found at www.tsl-timing.com

Printed - 17:03 Saturday, 07 October 2017



BMCRC - MRO Championships 2017 - Rnd 10 @ Snetterton 300

Team Respro MRO 600 inc Clubman 600

RACE 10 - LAP CHART

LAP 1 @ 16:49:29.768			LAP 3 @ 16:54:02.266		
NO	BEHIND	LAP TIME	NO	BEHIND	LAP TIME
52		2:22.002	52		2:16.782
10	2.065	2:24.067	10	4.352	2:17.340
112	3.195	2:25.197	112	5.956	2:16.914
127	3.502	2:25.504	127	6.165	2:16.860
44	6.255	2:28.257	11	18.787	2:20.693
11	6.472	2:28.474	44	19.161	2:21.138
17	7.054	2:29.056	56	20.155	2:21.637
56	7.296	2:29.298	17	20.276	2:21.927
46	8.644	2:30.646	46	20.347	2:21.743
226	9.234	2:31.236	14	27.008	2:24.027
14	10.342	2:32.344	226	27.217	2:24.040
78	12.329	2:34.331	53	27.372	2:22.157
81	13.455	2:35.457	78	28.270	2:23.437
53	14.321	2:36.323	83	32.206	2:21.461
147	14.458	2:36.460	147	34.574	2:24.507
57	17.057	2:39.059	26	36.469	2:25.337
192	17.150	2:39.152	192	38.644	2:27.673
26	17.817	2:39.819	81	39.206	2:28.880
83	18.068	2:40.070	40	46.863	2:29.357
179	20.402	2:42.404	57	48.142	2:32.135
50	20.531	2:42.533	98	48.695	2:28.160
40	21.066	2:43.068	51	49.378	2:27.368
5	21.889	2:43.891	164	54.620	2:29.891
98	22.941	2:44.943	179	56.769	2:32.500
51	23.158	2:45.160	5	57.313	2:32.983
164	25.912	2:47.914			
143	29.511	2:51.513			
4	1:31.513	3:53.515 P			

LAP 2 @ 16:51:45.484			LAP 4 @ 16:56:19.991		
NO	BEHIND	LAP TIME	NO	BEHIND	LAP TIME
52		2:15.716	52		2:17.725
10	3.794	2:17.445	112	4.586	2:16.355
112	5.824	2:18.345	10	4.620	2:17.993
127	6.087	2:18.301	127	4.837	2:16.397
44	14.805	2:24.266	11	20.173	2:19.111
11	14.876	2:24.120	44	20.647	2:19.211
17	15.131	2:23.793	56	22.957	2:20.527
56	15.300	2:23.720	46	23.199	2:20.577
46	15.386	2:22.458	17	23.229	2:20.678
14	19.763	2:25.137	53	30.222	2:20.575
226	19.959	2:26.441	14	33.580	2:24.297
78	21.615	2:25.002	83	34.242	2:19.761
53	21.997	2:23.392	226	35.002	2:25.510
147	26.849	2:28.107	26	40.865	2:22.121
81	27.108	2:29.369	147	41.765	2:24.916
83	27.527	2:25.175	192	45.824	2:24.905
192	27.753	2:26.319	81	51.578	2:30.097
26	27.914	2:25.813	40	56.020	2:26.882
57	32.789	2:31.448	98	56.578	2:25.608
50	33.718	2:28.903	51	57.295	2:25.642
40	34.288	2:28.938	57	1:01.161	2:30.744
98	37.317	2:30.092	164	1:04.354	2:27.459
51	38.792	2:31.350	179	1:10.166	2:31.122
179	41.051	2:36.365			
5	41.112	2:34.939			
164	41.511	2:31.315			
4	1:56.242	2:40.445			

Weather / Track : Cloudy / Wet

Results can be found at www.tsl-timing.com

Snetterton 300

Circuit Length = 2.9689 miles

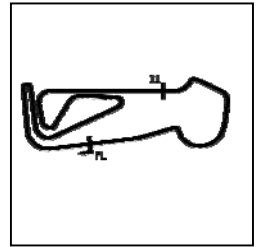
Start: 16:47 Flag 16:56 End: 16:57

Printed - 17:02 Saturday, 07 October 2017

BMCRC - MRO Championships 2017 - Rnd 10 @ Snetterton 300

Team Respro MRO 600 inc Clubman 600

RACE 10 - SECTOR ANALYSIS



SECTOR 1 = FL to I1, SECTOR 2 = I1 to FL, DIFF = Difference To Personal Best Lap, P = Crossed Finish Line in Pit Lane, D = Time Disallowed

P1 52		Tommy PHILP		Yamaha - Draper vent		
IDEAL LAP TIME : 2:15.716		BEST LAP TIME : 2:15.716		DIFFERENCE : 0.000		
LAP	SECTOR 1	SECTOR 2	LAP TIME	MPH	DIFF	TIME OF DAY
1 -		46.689	2:22.002	75.26	6.286	16:49:29.768
2 -	1:29.909	45.807	2:15.716 (1)	78.75		16:51:45.484
3 -	1:30.253	46.529	2:16.782 (2)	78.13	1.066	16:54:02.266
4 -	1:31.338	46.387	2:17.725 (3)	77.60	2.009	16:56:19.991

P2 112		James NAGY		Kawasaki -		
IDEAL LAP TIME : 2:16.355		BEST LAP TIME : 2:16.355		DIFFERENCE : 0.000		
LAP	SECTOR 1	SECTOR 2	LAP TIME	MPH	DIFF	TIME OF DAY
1 -		46.818	2:25.197	73.61	8.842	16:49:32.963
2 -	1:31.756	46.589	2:18.345 (3)	77.25	1.990	16:51:51.308
3 -	1:30.850	46.064	2:16.914 (2)	78.06	0.559	16:54:08.222
4 -	1:30.312	46.043	2:16.355 (1)	78.38		16:56:24.577

P3 10 C		Paul WILBY		Kawasaki -		
IDEAL LAP TIME : 2:16.701		BEST LAP TIME : 2:17.340		DIFFERENCE : 0.639		
LAP	SECTOR 1	SECTOR 2	LAP TIME	MPH	DIFF	TIME OF DAY
1 -		45.993	2:24.067	74.18	6.727	16:49:31.833
2 -	1:30.900	46.545	2:17.445 (2)	77.76	0.105	16:51:49.278
3 -	1:30.708	46.632	2:17.340 (1)	77.82		16:54:06.618
4 -	1:31.411	46.582	2:17.993 (3)	77.45	0.653	16:56:24.611

P4 127		David TINKLER		Yamaha - alltrades/tinklers m/cycles		
IDEAL LAP TIME : 2:16.205		BEST LAP TIME : 2:16.397		DIFFERENCE : 0.192		
LAP	SECTOR 1	SECTOR 2	LAP TIME	MPH	DIFF	TIME OF DAY
1 -		46.947	2:25.504	73.45	9.107	16:49:33.270
2 -	1:32.419	45.882	2:18.301 (3)	77.28	1.904	16:51:51.571
3 -	1:31.312	45.548	2:16.860 (2)	78.09	0.463	16:54:08.431
4 -	1:30.657	45.740	2:16.397 (1)	78.36		16:56:24.828

P5 11		Josh HARVEY		Yamaha - NR Racing		
IDEAL LAP TIME : 2:19.111		BEST LAP TIME : 2:19.111		DIFFERENCE : 0.000		
LAP	SECTOR 1	SECTOR 2	LAP TIME	MPH	DIFF	TIME OF DAY
1 -		47.816	2:28.474	71.98	9.363	16:49:36.240
2 -	1:35.582	48.538	2:24.120 (3)	74.16	5.009	16:52:00.360
3 -	1:33.610	47.083	2:20.693 (2)	75.96	1.582	16:54:21.053
4 -	1:32.522	46.589	2:19.111 (1)	76.83		16:56:40.164

P6 44		Hayden PLATTON		Kawasaki - NR Racing		
IDEAL LAP TIME : 2:19.211		BEST LAP TIME : 2:19.211		DIFFERENCE : 0.000		
LAP	SECTOR 1	SECTOR 2	LAP TIME	MPH	DIFF	TIME OF DAY
1 -		47.930	2:28.257	72.09	9.046	16:49:36.023
2 -	1:35.653	48.613	2:24.266 (3)	74.08	5.055	16:52:00.289
3 -	1:33.986	47.152	2:21.138 (2)	75.72	1.927	16:54:21.427
4 -	1:32.540	46.671	2:19.211 (1)	76.77		16:56:40.638

P7 56 C		Michael MILLS		Yamaha - A51 Racing		
IDEAL LAP TIME : 2:20.527		BEST LAP TIME : 2:20.527		DIFFERENCE : 0.000		
LAP	SECTOR 1	SECTOR 2	LAP TIME	MPH	DIFF	TIME OF DAY
1 -		47.474	2:29.298	71.58	8.771	16:49:37.064
2 -	1:35.034	48.686	2:23.720 (3)	74.36	3.193	16:52:00.784
3 -	1:34.059	47.578	2:21.637 (2)	75.46	1.110	16:54:22.421
4 -	1:33.472	47.055	2:20.527 (1)	76.05		16:56:42.948

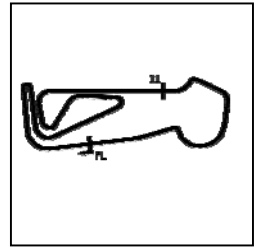
Weather / Track : Cloudy / Wet

Snetterton 300
Circuit Length = 2.9689 miles
Start: 16:47 Flag 16:56 End: 16:57

BMCRC - MRO Championships 2017 - Rnd 10 @ Snetterton 300

Team Respro MRO 600 inc Clubman 600

RACE 10 - SECTOR ANALYSIS



SECTOR 1 = FL to I1, SECTOR 2 = I1 to FL, DIFF = Difference To Personal Best Lap, P = Crossed Finish Line in Pit Lane, D = Time Disallowed

P8 46		Harry ROWLINGS		Triumph - Bernard Elliott racing / Steve Jordan motorcycles		
IDEAL LAP TIME : 2:20.577		BEST LAP TIME : 2:20.577		DIFFERENCE : 0.000		
LAP	SECTOR 1	SECTOR 2	LAP TIME	MPH	DIFF	TIME OF DAY
1 -		47.886	2:30.646	70.94	10.069	16:49:38.412
2 -	1:34.791	47.667	2:22.458 (3)	75.02	1.881	16:52:00.870
3 -	1:34.474	47.269	2:21.743 (2)	75.40	1.166	16:54:22.613
4 -	1:33.607	46.970	2:20.577 (1)	76.03		16:56:43.190

P9 17 C		Philip BAKER		Triumph - Ashford accident repair center		
IDEAL LAP TIME : 2:20.678		BEST LAP TIME : 2:20.678		DIFFERENCE : 0.000		
LAP	SECTOR 1	SECTOR 2	LAP TIME	MPH	DIFF	TIME OF DAY
1 -		47.669	2:29.056	71.70	8.378	16:49:36.822
2 -	1:35.159	48.634	2:23.793 (3)	74.32	3.115	16:52:00.615
3 -	1:34.337	47.590	2:21.927 (2)	75.30	1.249	16:54:22.542
4 -	1:33.479	47.199	2:20.678 (1)	75.97		16:56:43.220

P10 53 C		Jason SIGGS		Yamaha - J Siggs Construction		
IDEAL LAP TIME : 2:20.575		BEST LAP TIME : 2:20.575		DIFFERENCE : 0.000		
LAP	SECTOR 1	SECTOR 2	LAP TIME	MPH	DIFF	TIME OF DAY
1 -		48.651	2:36.323	68.37	15.748	16:49:44.089
2 -	1:35.741	47.651	2:23.392 (3)	74.53	2.817	16:52:07.481
3 -	1:34.132	48.025	2:22.157 (2)	75.18	1.582	16:54:29.638
4 -	1:33.136	47.439	2:20.575 (1)	76.03		16:56:50.213

P11 14		Chris BURRAGE		Yamaha - Seton tuning		
IDEAL LAP TIME : 2:23.836		BEST LAP TIME : 2:24.027		DIFFERENCE : 0.191		
LAP	SECTOR 1	SECTOR 2	LAP TIME	MPH	DIFF	TIME OF DAY
1 -		48.039	2:32.344	70.15	8.317	16:49:40.110
2 -	1:36.396	48.741	2:25.137 (3)	73.64	1.110	16:52:05.247
3 -	1:35.797	48.230	2:24.027 (1)	74.20		16:54:29.274
4 -	1:36.112	48.185	2:24.297 (2)	74.07	0.270	16:56:53.571

P12 226		Adam HARTGROVE		Yamaha - Technical lifting services limited		
IDEAL LAP TIME : 2:23.565		BEST LAP TIME : 2:24.040		DIFFERENCE : 0.475		
LAP	SECTOR 1	SECTOR 2	LAP TIME	MPH	DIFF	TIME OF DAY
1 -		48.453	2:31.236	70.67	7.196	16:49:39.002
2 -	1:37.332	49.109	2:26.441 (3)	72.98	2.401	16:52:05.443
3 -	1:36.661	47.379	2:24.040 (1)	74.20		16:54:29.483
4 -	1:36.186	49.324	2:25.510 (2)	73.45	1.470	16:56:54.993

P13 26		Luke HOPKINS		Yamaha - Mum - Zarra Hopkins		
IDEAL LAP TIME : 2:21.786		BEST LAP TIME : 2:22.121		DIFFERENCE : 0.335		
LAP	SECTOR 1	SECTOR 2	LAP TIME	MPH	DIFF	TIME OF DAY
1 -		50.014	2:39.819	66.87	17.698	16:49:47.585
2 -	1:37.769	48.044	2:25.813 (3)	73.29	3.692	16:52:13.398
3 -	1:37.753	47.584	2:25.337 (2)	73.53	3.216	16:54:38.735
4 -	1:34.202	47.919	2:22.121 (1)	75.20		16:57:00.856

P14 147 C		Sean CHASTON		Yamaha - Hyside Motorcycles		
IDEAL LAP TIME : 2:24.296		BEST LAP TIME : 2:24.507		DIFFERENCE : 0.211		
LAP	SECTOR 1	SECTOR 2	LAP TIME	MPH	DIFF	TIME OF DAY
1 -		49.930	2:36.460	68.31	11.953	16:49:44.226
2 -	1:38.003	50.104	2:28.107 (3)	72.16	3.600	16:52:12.333
3 -	1:36.872	47.635	2:24.507 (1)	73.96		16:54:36.840
4 -	1:36.661	48.255	2:24.916 (2)	73.75	0.409	16:57:01.756

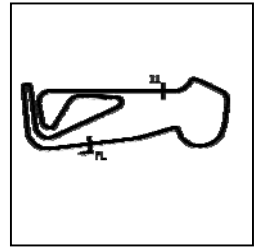
Weather / Track : Cloudy / Wet

Snetterton 300
Circuit Length = 2.9689 miles
Start: 16:47 Flag 16:56 End: 16:57

BMCRC - MRO Championships 2017 - Rnd 10 @ Snetterton 300

Team Respro MRO 600 inc Clubman 600

RACE 10 - SECTOR ANALYSIS



SECTOR 1 = FL to I1, SECTOR 2 = I1 to FL, DIFF = Difference To Personal Best Lap, P = Crossed Finish Line in Pit Lane, D = Time Disallowed

P15 192 C Daniel MOFFA		Triumph - DM Racing				
IDEAL LAP TIME : 2:24.426		BEST LAP TIME : 2:24.905				
		DIFFERENCE : 0.479				
LAP	SECTOR 1	SECTOR 2	LAP TIME	MPH	DIFF	TIME OF DAY
1 -		49.684	2:39.152	67.15	14.247	16:49:46.918
2 -	1:38.115	48.204	2:26.319 (2)	73.04	1.414	16:52:13.237
3 -	1:38.593	49.080	2:27.673 (3)	72.37	2.768	16:54:40.910
4 -	1:36.222	48.683	2:24.905 (1)	73.75		16:57:05.815

P16 81 C Liam DUFFETT		Kawasaki - MFM Track Bikes				
IDEAL LAP TIME : 2:28.533		BEST LAP TIME : 2:28.880				
		DIFFERENCE : 0.347				
LAP	SECTOR 1	SECTOR 2	LAP TIME	MPH	DIFF	TIME OF DAY
1 -		49.818	2:35.457	68.75	6.577	16:49:43.223
2 -	1:38.715	50.654	2:29.369 (2)	71.55	0.489	16:52:12.592
3 -	1:38.889	49.991	2:28.880 (1)	71.78		16:54:41.472
4 -	1:39.560	50.537	2:30.097 (3)	71.20	1.217	16:57:11.569

P17 40 David SHELVEY		Suzuki - ymark.com				
IDEAL LAP TIME : 2:26.882		BEST LAP TIME : 2:26.882				
		DIFFERENCE : 0.000				
LAP	SECTOR 1	SECTOR 2	LAP TIME	MPH	DIFF	TIME OF DAY
1 -		51.310	2:43.068	65.54	16.186	16:49:50.834
2 -	1:39.944	48.994	2:28.938 (2)	71.76	2.056	16:52:19.772
3 -	1:40.216	49.141	2:29.357 (3)	71.56	2.475	16:54:49.129
4 -	1:38.079	48.803	2:26.882 (1)	72.76		16:57:16.011

P18 98 C Lee ELLIS		Yamaha - My Wife!				
IDEAL LAP TIME : 2:25.608		BEST LAP TIME : 2:25.608				
		DIFFERENCE : 0.000				
LAP	SECTOR 1	SECTOR 2	LAP TIME	MPH	DIFF	TIME OF DAY
1 -		51.545	2:44.943	64.79	19.335	16:49:52.709
2 -	1:39.748	50.344	2:30.092 (3)	71.21	4.484	16:52:22.801
3 -	1:38.372	49.788	2:28.160 (2)	72.13	2.552	16:54:50.961
4 -	1:36.525	49.083	2:25.608 (1)	73.40		16:57:16.569

P19 51 C Andrew DURANT		Honda -				
IDEAL LAP TIME : 2:25.642		BEST LAP TIME : 2:25.642				
		DIFFERENCE : 0.000				
LAP	SECTOR 1	SECTOR 2	LAP TIME	MPH	DIFF	TIME OF DAY
1 -		51.434	2:45.160	64.71	19.518	16:49:52.926
2 -	1:41.436	49.914	2:31.350 (3)	70.61	5.708	16:52:24.276
3 -	1:37.522	49.846	2:27.368 (2)	72.52	1.726	16:54:51.644
4 -	1:37.213	48.429	2:25.642 (1)	73.38		16:57:17.286

P20 57 Theo RUTTER		Yamaha - Sublime Designs Racing/RRC				
IDEAL LAP TIME : 2:30.744		BEST LAP TIME : 2:30.744				
		DIFFERENCE : 0.000				
LAP	SECTOR 1	SECTOR 2	LAP TIME	MPH	DIFF	TIME OF DAY
1 -		51.042	2:39.059	67.19	8.315	16:49:46.825
2 -	1:40.779	50.669	2:31.448 (2)	70.57	0.704	16:52:18.273
3 -	1:41.572	50.563	2:32.135 (3)	70.25	1.391	16:54:50.408
4 -	1:40.483	50.261	2:30.744 (1)	70.90		16:57:21.152

P21 164 C David LENEHAN		Yamaha - Gradewell Plant & Haulage				
IDEAL LAP TIME : 2:27.459		BEST LAP TIME : 2:27.459				
		DIFFERENCE : 0.000				
LAP	SECTOR 1	SECTOR 2	LAP TIME	MPH	DIFF	TIME OF DAY
1 -		51.618	2:47.914	63.65	20.455	16:49:55.680
2 -	1:39.318	51.997	2:31.315 (3)	70.63	3.856	16:52:26.995
3 -	1:40.219	49.672	2:29.891 (2)	71.30	2.432	16:54:56.886
4 -	1:37.887	49.572	2:27.459 (1)	72.48		16:57:24.345

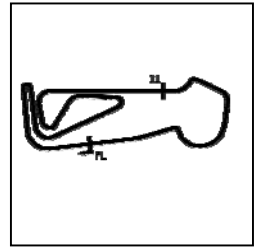
Weather / Track : Cloudy / Wet

Snetterton 300
Circuit Length = 2.9689 miles
Start: 16:47 Flag 16:56 End: 16:57

BMCRC - MRO Championships 2017 - Rnd 10 @ Snetterton 300

Team Respro MRO 600 inc Clubman 600

RACE 10 - SECTOR ANALYSIS



SECTOR 1 = FL to I1, SECTOR 2 = I1 to FL, DIFF = Difference To Personal Best Lap, P = Crossed Finish Line in Pit Lane, D = Time Disallowed

P22	179 C	Lee SILVAIN	Yamaha - KS Autos / That'll do racing			
IDEAL LAP TIME : 2:31.008		BEST LAP TIME : 2:31.122	DIFFERENCE : 0.114			
LAP	SECTOR 1	SECTOR 2	LAP TIME	MPH	DIFF	TIME OF DAY
1 -		52.339	2:42.404	65.81	11.282	16:49:50.170
2 -	1:44.232	52.133	2:36.365 (3)	68.35	5.243	16:52:26.535
3 -	1:42.075	50.425	2:32.500 (2)	70.08	1.378	16:54:59.035
4 -	1:40.583	50.539	2:31.122 (1)	70.72		16:57:30.157
P23	83	Talan SKEELS-PIGGINS	Suzuki - McMillan Williams			
IDEAL LAP TIME : 2:18.874		BEST LAP TIME : 2:19.761	DIFFERENCE : 0.887			
LAP	SECTOR 1	SECTOR 2	LAP TIME	MPH	DIFF	TIME OF DAY
1 -		49.332	2:40.070	66.77	20.309	16:49:47.836
2 -	1:37.569	47.606	2:25.175 (3)	73.62	5.414	16:52:13.011
3 -	1:34.632	46.829	2:21.461 (2)	75.55	1.700	16:54:34.472
4 -	1:32.045	47.716	2:19.761 (1)	76.47		16:56:54.233
P24	78	Dan BEIGHTON	Kawasaki - johns motorcycle news			
IDEAL LAP TIME : 2:23.437		BEST LAP TIME : 2:23.437	DIFFERENCE : 0.000			
LAP	SECTOR 1	SECTOR 2	LAP TIME	MPH	DIFF	TIME OF DAY
1 -		48.977	2:34.331	69.25	10.894	16:49:42.097
2 -	1:36.372	48.630	2:25.002 (2)	73.70	1.565	16:52:07.099
3 -	1:35.523	47.914	2:23.437 (1)	74.51		16:54:30.536
P25	5	Martin FOORD	Kawasaki - More moto			
IDEAL LAP TIME : 2:32.983		BEST LAP TIME : 2:32.983	DIFFERENCE : 0.000			
LAP	SECTOR 1	SECTOR 2	LAP TIME	MPH	DIFF	TIME OF DAY
1 -		52.476	2:43.891	65.21	10.908	16:49:51.657
2 -	1:42.864	52.075	2:34.939 (2)	68.98	1.956	16:52:26.596
3 -	1:42.417	50.566	2:32.983 (1)	69.86		16:54:59.579
P26	50 C	Kris MURPHY	Yamaha - Rocksaw Racing - PASNutrition.co.uk			
IDEAL LAP TIME : 2:28.526		BEST LAP TIME : 2:28.903	DIFFERENCE : 0.377			
LAP	SECTOR 1	SECTOR 2	LAP TIME	MPH	DIFF	TIME OF DAY
1 -		50.795	2:42.533	65.75	13.630	16:49:50.299
2 -	1:37.731	51.172	2:28.903 (1)	71.77		16:52:19.202
P27	4	Connor MOODY	Kawasaki -			
IDEAL LAP TIME : 2:38.889		BEST LAP TIME :	DIFFERENCE :			
LAP	SECTOR 1	SECTOR 2	LAP TIME	MPH	DIFF	TIME OF DAY
1 -		IN PIT	3:53.515 P	45.77		16:51:01.281
2 -	OUTLAP	52.569	2:40.445	66.61		16:53:41.726
P28	143 C	Daire PRENDERGAST	Kawasaki - Emerald Plant Services			
IDEAL LAP TIME : 2:38.759		BEST LAP TIME :	DIFFERENCE :			
LAP	SECTOR 1	SECTOR 2	LAP TIME	MPH	DIFF	TIME OF DAY
1 -		54.485	2:51.513	62.31		16:49:59.279

Weather / Track : Cloudy / Wet

Results can be found at www.tsl-timing.com

Page 4 of 4

Snetterton 300
Circuit Length = 2.9689 miles
Start: 16:47 Flag 16:56 End: 16:57

Printed - 17:03 Saturday, 07 October 2017

BMCRC - MRO Championships 2017 - Rnd 10 @ Snetterton 300

Team Respro MRO 600 inc Clubman 600

RACE 10 - BEST SECTORS

SECTOR 1			SECTOR 2			IDEAL / BEST COMPARISON						
POS	NO	NAME	TIME	NO	NAME	TIME	POS	NO	NAME	IDEAL	BEST	DIFF
									PERFECT LAP	2:15.457		
1	52	PHILP	1:29.909	127	TINKLER	45.548	1	52	PHILP	2:15.716	2:15.716	0.000
2	112	NAGY	1:30.312	52	PHILP	45.807	2	127	TINKLER	2:16.205	2:16.397	0.192
3	127	TINKLER	1:30.657	10	WILBY	45.993	3	112	NAGY	2:16.355	2:16.355	0.000
4	10	WILBY	1:30.708	112	NAGY	46.043	4	10	WILBY	2:16.701	2:17.340	0.639
5	83	SKEELS-PIGGINS	1:32.045	11	HARVEY	46.589	5	83	SKEELS-PIGGINS	2:18.874	2:19.761	0.887
6	11	HARVEY	1:32.522	44	PLATTON	46.671	6	11	HARVEY	2:19.111	2:19.111	0.000
7	44	PLATTON	1:32.540	83	SKEELS-PIGGINS	46.829	7	44	PLATTON	2:19.211	2:19.211	0.000
8	53	SIGGS	1:33.136	46	ROWLINGS	46.970	8	56	MILLS	2:20.527	2:20.527	0.000
9	56	MILLS	1:33.472	56	MILLS	47.055	9	53	SIGGS	2:20.575	2:20.575	0.000
10	17	BAKER	1:33.479	17	BAKER	47.199	10	46	ROWLINGS	2:20.577	2:20.577	0.000
11	46	ROWLINGS	1:33.607	226	HARTGROVE	47.379	11	17	BAKER	2:20.678	2:20.678	0.000
12	26	HOPKINS	1:34.202	53	SIGGS	47.439	12	26	HOPKINS	2:21.786	2:22.121	0.335
13	78	BEIGHTON	1:35.523	26	HOPKINS	47.584	13	78	BEIGHTON	2:23.437	2:23.437	0.000
14	14	BURRAGE	1:35.797	147	CHASTON	47.635	14	226	HARTGROVE	2:23.565	2:24.040	0.475
15	226	HARTGROVE	1:36.186	78	BEIGHTON	47.914	15	14	BURRAGE	2:23.836	2:24.027	0.191
16	192	MOFFA	1:36.222	14	BURRAGE	48.039	16	147	CHASTON	2:24.296	2:24.507	0.211
17	98	ELLIS	1:36.525	192	MOFFA	48.204	17	192	MOFFA	2:24.426	2:24.905	0.479
18	147	CHASTON	1:36.661	51	DURANT	48.429	18	98	ELLIS	2:25.608	2:25.608	0.000
19	51	DURANT	1:37.213	40	SHELVEY	48.803	19	51	DURANT	2:25.642	2:25.642	0.000
20	50	MURPHY	1:37.731	98	ELLIS	49.083	20	40	SHELVEY	2:26.882	2:26.882	0.000
21	164	LENEHAN	1:37.887	164	LENEHAN	49.572	21	164	LENEHAN	2:27.459	2:27.459	0.000
22	40	SHELVEY	1:38.079	81	DUFFETT	49.818	22	50	MURPHY	2:28.526	2:28.903	0.377
23	81	DUFFETT	1:38.715	57	RUTTER	50.261	23	81	DUFFETT	2:28.533	2:28.880	0.347
24	57	RUTTER	1:40.483	179	SILVAIN	50.425	24	57	RUTTER	2:30.744	2:30.744	0.000
25	179	SILVAIN	1:40.583	5	FOORD	50.566	25	179	SILVAIN	2:31.008	2:31.122	0.114
26	5	FOORD	1:42.417	50	MURPHY	50.795	26	5	FOORD	2:32.983	2:32.983	0.000
27	143	PRENDERGAST	1:44.274	4	MOODY	52.569	27	143	PRENDERGAST	2:38.759		
28	4	MOODY	1:46.320	143	PRENDERGAST	54.485	28	4	MOODY	2:38.889		

Weather / Track : Cloudy / Wet

Results can be found at www.tsl-timing.com

Snetterton 300

Circuit Length = 2.9689 miles

Start: 16:47 Flag 16:56 End: 16:57

Printed - 17:02 Saturday, 07 October 2017

BMCRC - MRO Championships 2017 - Rnd 10 @ Snetterton 300

Team Respro MRO 600 inc Clubman 600

RACE 1 - GRID (7 Laps)

ROW 12	1		35	83	Talan SKEELS-PIGGINS	34	16	Ollie SHOTTON	2:19.761				
ROW 11		33	181	Gary CROFT	32	41	Milo WARD	31	99	Michael SIMMONS			
ROW 10	30	67	Tony COE	29	15	Aaron CLARKE	28	173	Stephen DRAPER				
ROW 9		27	143	Daire PRENDERGAST	26	4	Connor MOODY	25	5	Martin FOORD	2:32.983		
ROW 8	24	179	Lee SILVAIN	23	57	Theo RUTTER	22	50	Kris MURPHY	2:31.122	2:30.744	2:28.903	
ROW 7		21	81	Liam DUFFETT	20	164	David LENEHAN	19	40	David SHELVEY	2:28.880	2:27.459	2:26.882
ROW 6	18	51	Andrew DURANT	17	98	Lee ELLIS	16	192	Daniel MOFFA	2:25.642	2:25.608	2:24.905	
ROW 5		15	147	Sean CHASTON	14	226	Adam HARTGROVE	13	14	Chris BURRAGE	2:24.507	2:24.040	2:24.027
ROW 4	12	78	Dan BEIGHTON	11	26	Luke HOPKINS	10	17	Philip BAKER	2:23.437	2:22.121	2:20.678	
ROW 3		9	46	Harry ROWLINGS	8	53	Jason SIGGS	7	56	Michael MILLS	2:20.577	2:20.575	2:20.527
ROW 2	6	44	Hayden PLATTON	5	11	Josh HARVEY	4	10	Paul WILBY	2:19.211	2:19.111	2:17.340	
ROW 1		3	127	David TINKLER	2	112	James NAGY	1	52	Tommy PHILP	2:16.397	2:16.355	2:15.716
Pole													

Snetterton 300
Circuit Length = 2.9689 miles

These results are provisional until the conclusion of any judicial and technical matters.

Clerk Of Course :	Timekeeper :
-------------------	--------------

Results can be found at www.tsl-timing.com

Printed - 17:06 Saturday, 07 October 2017



BMCRC - MRO Championships 2017 - Rnd 10 @ Snetterton 300

Team Respro MRO 600 inc Clubman 600

RACE 1 - CLASSIFICATION

POS	NO	CL	PIC NAME	ENTRY	LAPS	TIME	GAP	DIFF	MPH	BEST	ON
1	52		1 Tommy PHILP	Yamaha - Draper vent	6	13:28.691			79.29	2:12.378	3
2	127		2 David TINKLER	Yamaha - alltrades/tinklers m/cycles	6	13:44.170	15.479	15.479	77.80	2:14.163	6
3	15		3 Aaron CLARKE	Yamaha - Yamaha	6	13:44.316	15.625	0.146	77.79	2:13.407	6
4	14		4 Chris BURRAGE	Yamaha - Seton tuning	6	13:44.794	16.103	0.478	77.75	2:13.822	6
5	44*		5 Hayden PLATTON	Kawasaki - NR Racing	6	13:45.005	16.314	0.211	77.73	2:13.432	6
6	26		6 Luke HOPKINS	Yamaha - Mum - Zarra Hopkins	6	13:45.144	16.453	0.139	77.71	2:13.560	6
7	17	C	1 Philip BAKER	Triumph - Ashford accident repair center	6	13:45.796	17.105	0.652	77.65	2:13.328	6
8	56	C	2 Michael MILLS	Yamaha - A51 Racing	6	13:47.285	18.594	1.489	77.51	2:15.028	5
9	11		7 Josh HARVEY	Yamaha - NR Racing	6	13:48.936	20.245	1.651	77.36	2:15.545	6
10	40		8 David SHELVEY	Suzuki - ymark.com	6	13:52.960	24.269	4.024	76.98	2:15.304	6
11	46		9 Harry ROWLINGS	Triumph - Bernard Elliott racing / Steve Jordan moto	6	14:00.543	31.852	7.583	76.29	2:14.212	5
12	53*	C	3 Jason SIGGS	Yamaha - J Siggs Construction	6	14:04.959	36.268	4.416	75.89	2:16.136	6
13	83		10 Talan SKEELS-PIGGINS	Suzuki - McMillan Williams	6	14:11.071	42.380	6.112	75.35	2:17.172	5
14	192	C	4 Daniel MOFFA	Triumph - DM Racing	6	14:11.314	42.623	0.243	75.32	2:15.958	6
15	179	C	5 Lee SILVAIN	Yamaha - KS Autos / That'll do racing	6	14:14.379	45.688	3.065	75.05	2:16.838	5
16	147	C	6 Sean CHASTON	Yamaha - Hyside Motorcycles	6	14:17.823	49.132	3.444	74.75	2:19.412	6
17	57		11 Theo RUTTER	Yamaha - Sublime Designs Racing/RRC	6	14:23.131	54.440	5.308	74.29	2:18.024	6

NOT CLASSIFIED

DNF	5		Martin FOORD	Kawasaki - More moto	5	12:04.789	1 Lap	1 Lap	73.73	2:21.231	5
DNF	226		Adam HARTGROVE	Yamaha - Technical lifting services limited	3	7:06.557	3 Laps	2 Laps	75.16	2:18.415	2
DNF	164	C	David LENEHAN	Yamaha - Gradewell Plant & Haulage	3	7:22.693	3 Laps	16.136	72.42	2:21.835	3
DNF	143	C	Daire PRENDERGAST	Kawasaki - Emerald Plant Services	3	7:23.400	3 Laps	0.707	72.31	2:22.875	2
DNF	67		Tony COE	Yamaha -	1	2:38.652	5 Laps	2 Laps	67.36		

FASTEST LAP

52			Tommy PHILP	Yamaha - Draper vent	3	2:12.378			80.73 mph	129.93 kph
17	C		Philip BAKER	Triumph - Ashford accident repair center	6	2:13.328			80.16 mph	129.01 kph

No 44 - Transponder not working
No 53 - 10 Second penalty, jump start

Class - 90% of Race Speed = 71.36 mph
Class C - 90% of Race Speed = 69.88 mph

Snetterton 300
Circuit Length = 2.9689 miles
Start: 10:54 Flag 11:08 End: 11:09

Weather / Track : Bright / Drying

These results are provisional until the conclusion of any judicial and technical matters.

Clerk Of Course :	Timekeeper :
-------------------	--------------

Results can be found at www.tsl-timing.com

Printed - 11:10 Sunday, 08 October 2017



BMCRC - MRO Championships 2017 - Rnd 10 @ Snetterton 300

Team Respro MRO 600 inc Clubman 600

RACE 1 - LAP CHART

LAP 1 @ 10:56:52.065

NO	BEHIND	LAP TIME
52		2:17.343
127	5.161	2:22.504
44	6.286	2:23.629
11	7.299	2:24.642
56	7.719	2:25.062
14	9.404	2:26.747
17	10.131	2:27.474
15	10.311	2:27.654
46	10.566	2:27.909
26	11.814	2:29.157
226	11.941	2:29.284
53	11.988	2:29.331
40	13.247	2:30.590
147	13.907	2:31.250
57	15.557	2:32.900
5	16.482	2:33.825
192	17.364	2:34.707
83	18.303	2:35.646
179	19.255	2:36.598
164	20.037	2:37.380
143	20.168	2:37.511
67	21.309	2:38.652

LAP 2 @ 10:59:05.243

NO	BEHIND	LAP TIME
52		2:13.178
127	10.271	2:18.288
44	11.418	2:18.310
56	12.071	2:17.530
11	13.502	2:19.381
15	13.796	2:16.663
14	14.081	2:17.855
17	14.477	2:17.524
26	14.906	2:16.270
46	15.579	2:18.191
53	16.949	2:18.139
226	17.178	2:18.415
40	18.314	2:18.245
147	23.608	2:22.879
57	26.688	2:24.309
83	27.319	2:22.194
192	27.671	2:23.485
5	27.843	2:24.539
179	28.337	2:22.260
143	29.865	2:22.875
164	30.337	2:23.478

LAP 3 @ 11:01:17.621

NO	BEHIND	LAP TIME
52		2:12.378
127	14.914	2:17.021
44	16.849	2:17.809
15	17.025	2:15.607
56	17.422	2:17.729
14	17.723	2:16.020
11	18.695	2:17.571
26	18.745	2:16.217
17	19.195	2:17.096
46	21.460	2:18.259
53	22.541	2:17.970
40	23.107	2:17.171

226	23.658	2:18.858	40	24.269	2:15.304
147	34.384	2:23.154	53	26.268	2:16.136
83	34.584	2:19.643	46	31.852	2:26.474
192	36.602	2:21.309	83	42.380	2:17.330
57	38.178	2:23.868	192	42.623	2:15.958
179	39.147	2:23.188	179	45.688	2:16.877
5	39.173	2:23.708	147	49.132	2:19.412
164	39.794	2:21.835	57	54.440	2:18.024
143	40.501	2:23.014			

LAP 4 @ 11:03:30.675

NO	BEHIND	LAP TIME
52		2:13.054
127	17.471	2:15.611
15	19.991	2:16.020
14	20.562	2:15.893
44	20.604	2:16.809
26	21.103	2:15.412
56	21.225	2:16.857
11	21.477	2:15.836
17	21.600	2:15.459
46	23.904	2:15.498
40	25.952	2:15.899
53	26.178	2:16.691
83	40.616	2:19.086
192	42.382	2:18.834
147	42.443	2:21.113
179	44.711	2:18.618
5	47.605	2:21.486
57	47.963	2:22.839

LAP 5 @ 11:05:44.178

NO	BEHIND	LAP TIME
52		2:13.503
127	20.551	2:16.583
15	21.453	2:14.965
14	21.516	2:14.457
44	22.117	2:15.016
26	22.128	2:14.528
56	22.750	2:15.028
17	23.012	2:14.915
11	23.935	2:15.961
46	24.613	2:14.212
40	28.200	2:15.751
53	29.367	2:16.692
83	44.285	2:17.172
192	45.900	2:17.021
179	48.046	2:16.838
147	48.955	2:20.015
5	55.333	2:21.231
57	55.651	2:21.191

LAP 6 @ 11:08:03.413

NO	BEHIND	LAP TIME
52		2:19.235
127	15.479	2:14.163
15	15.625	2:13.407
14	16.103	2:13.822
44	16.314	2:13.432
26	16.453	2:13.560
17	17.105	2:13.328
56	18.594	2:15.079
11	20.245	2:15.545

Weather / Track : Bright / Drying

Results can be found at www.tsl-timing.com

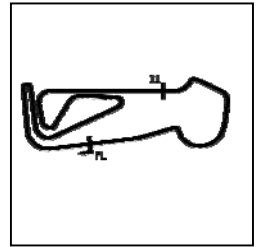
Snetterton 300
Circuit Length = 2.9689 miles
Start: 10:54 Flag 11:08 End: 11:09

Printed - 11:11 Sunday, 08 October 2017

BMCRC - MRO Championships 2017 - Rnd 10 @ Snetterton 300

Team Respro MRO 600 inc Clubman 600

RACE 1 - SECTOR ANALYSIS



SECTOR 1 = FL to I1, SECTOR 2 = I1 to FL, DIFF = Difference To Personal Best Lap, P = Crossed Finish Line in Pit Lane, D = Time Disallowed

P1 52		Tommy PHILP		Yamaha - Draper vent		
IDEAL LAP TIME : 2:12.378		BEST LAP TIME : 2:12.378		DIFFERENCE : 0.000		
LAP	SECTOR 1	SECTOR 2	LAP TIME	MPH	DIFF	TIME OF DAY
1 -		45.811	2:17.343	77.82	4.965	10:56:52.065
2 -	1:27.966	45.212	2:13.178 (3)	80.25	0.800	10:59:05.243
3 -	1:27.412	44.966	2:12.378 (1)	80.73		11:01:17.621
4 -	1:27.716	45.338	2:13.054 (2)	80.32	0.676	11:03:30.675
5 -	1:28.109	45.394	2:13.503	80.05	1.125	11:05:44.178
6 -	1:30.366	48.869	2:19.235	76.76	6.857	11:08:03.413

P2 127		David TINKLER		Yamaha - alltrades/tinklers m/cycles		
IDEAL LAP TIME : 2:14.163		BEST LAP TIME : 2:14.163		DIFFERENCE : 0.000		
LAP	SECTOR 1	SECTOR 2	LAP TIME	MPH	DIFF	TIME OF DAY
1 -		46.431	2:22.504	75.00	8.341	10:56:57.226
2 -	1:31.551	46.737	2:18.288	77.28	4.125	10:59:15.514
3 -	1:31.532	45.489	2:17.021	78.00	2.858	11:01:32.535
4 -	1:29.330	46.281	2:15.611 (2)	78.81	1.448	11:03:48.146
5 -	1:30.776	45.807	2:16.583 (3)	78.25	2.420	11:06:04.729
6 -	1:28.996	45.167	2:14.163 (1)	79.66		11:08:18.892

P3 15		Aaron CLARKE		Yamaha - Yamaha		
IDEAL LAP TIME : 2:13.407		BEST LAP TIME : 2:13.407		DIFFERENCE : 0.000		
LAP	SECTOR 1	SECTOR 2	LAP TIME	MPH	DIFF	TIME OF DAY
1 -		46.460	2:27.654	72.38	14.247	10:57:02.376
2 -	1:30.454	46.209	2:16.663	78.20	3.256	10:59:19.039
3 -	1:29.738	45.869	2:15.607 (3)	78.81	2.200	11:01:34.646
4 -	1:29.919	46.101	2:16.020	78.57	2.613	11:03:50.666
5 -	1:29.629	45.336	2:14.965 (2)	79.19	1.558	11:06:05.631
6 -	1:28.412	44.995	2:13.407 (1)	80.11		11:08:19.038

P4 14		Chris BURRAGE		Yamaha - Seton tuning		
IDEAL LAP TIME : 2:13.822		BEST LAP TIME : 2:13.822		DIFFERENCE : 0.000		
LAP	SECTOR 1	SECTOR 2	LAP TIME	MPH	DIFF	TIME OF DAY
1 -		47.133	2:26.747	72.83	12.925	10:57:01.469
2 -	1:31.722	46.133	2:17.855	77.53	4.033	10:59:19.324
3 -	1:30.691	45.329	2:16.020	78.57	2.198	11:01:35.344
4 -	1:30.147	45.746	2:15.893 (3)	78.65	2.071	11:03:51.237
5 -	1:29.497	44.960	2:14.457 (2)	79.49	0.635	11:06:05.694
6 -	1:28.939	44.883	2:13.822 (1)	79.86		11:08:19.516

P5 44		Hayden PLATTON		Kawasaki - NR Racing		
IDEAL LAP TIME :		BEST LAP TIME : 2:13.432		DIFFERENCE :		
LAP	SECTOR 1	SECTOR 2	LAP TIME	MPH	DIFF	TIME OF DAY
1 -			2:23.629	74.41	10.197	10:56:58.351
2 -			2:18.310	77.27	4.878	10:59:16.661
3 -			2:17.809	77.55	4.377	11:01:34.470
4 -			2:16.809 (3)	78.12	3.377	11:03:51.279
5 -			2:15.016 (2)	79.16	1.584	11:06:06.295
6 -			2:13.432 (1)	80.10		11:08:19.727

P6 26		Luke HOPKINS		Yamaha - Mum - Zarra Hopkins		
IDEAL LAP TIME : 2:13.560		BEST LAP TIME : 2:13.560		DIFFERENCE : 0.000		
LAP	SECTOR 1	SECTOR 2	LAP TIME	MPH	DIFF	TIME OF DAY
1 -		47.213	2:29.157	71.65	15.597	10:57:03.879
2 -	1:30.269	46.001	2:16.270	78.43	2.710	10:59:20.149
3 -	1:30.231	45.986	2:16.217	78.46	2.657	11:01:36.366
4 -	1:29.880	45.532	2:15.412 (3)	78.93	1.852	11:03:51.778
5 -	1:29.316	45.212	2:14.528 (2)	79.44	0.968	11:06:06.306

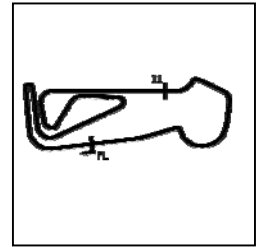
Weather / Track : Bright / Drying

Snetterton 300
Circuit Length = 2.9689 miles
Start: 10:54 Flag 11:08 End: 11:09

BMCRC - MRO Championships 2017 - Rnd 10 @ Snetterton 300

Team Respro MRO 600 inc Clubman 600

RACE 1 - SECTOR ANALYSIS



SECTOR 1 = FL to I1, SECTOR 2 = I1 to FL, DIFF = Difference To Personal Best Lap, P = Crossed Finish Line in Pit Lane, D = Time Disallowed

6 - 1:28.794 44.766 2:13.560 (1) 80.02 11:08:19.866

P7 17 C Philip BAKER		Triumph - Ashford accident repair center				
IDEAL LAP TIME : 2:13.284		BEST LAP TIME : 2:13.328		DIFFERENCE : 0.044		
LAP	SECTOR 1	SECTOR 2	LAP TIME	MPH	DIFF	TIME OF DAY
1 -		47.002	2:27.474	72.47	14.146	10:57:02.196
2 -	1:31.521	46.003	2:17.524	77.71	4.196	10:59:19.720
3 -	1:30.658	46.438	2:17.096	77.96	3.768	11:01:36.816
4 -	1:29.725	45.734	2:15.459 (3)	78.90	2.131	11:03:52.275
5 -	1:29.697	45.218	2:14.915 (2)	79.22	1.587	11:06:07.190
6 -	1:28.066	45.262	2:13.328 (1)	80.16		11:08:20.518

P8 56 C Michael MILLS		Yamaha - A51 Racing				
IDEAL LAP TIME : 2:14.890		BEST LAP TIME : 2:15.028		DIFFERENCE : 0.138		
LAP	SECTOR 1	SECTOR 2	LAP TIME	MPH	DIFF	TIME OF DAY
1 -		47.238	2:25.062	73.67	10.034	10:56:59.784
2 -	1:30.961	46.569	2:17.530	77.71	2.502	10:59:17.314
3 -	1:31.948	45.781	2:17.729	77.60	2.701	11:01:35.043
4 -	1:30.265	46.592	2:16.857 (3)	78.09	1.829	11:03:51.900
5 -	1:29.678	45.350	2:15.028 (1)	79.15		11:06:06.928
6 -	1:29.540	45.539	2:15.079 (2)	79.12	0.051	11:08:22.007

P9 11 Josh HARVEY		Yamaha - NR Racing				
IDEAL LAP TIME : 2:14.809		BEST LAP TIME : 2:15.545		DIFFERENCE : 0.736		
LAP	SECTOR 1	SECTOR 2	LAP TIME	MPH	DIFF	TIME OF DAY
1 -		46.837	2:24.642	73.89	9.097	10:56:59.364
2 -	1:32.511	46.870	2:19.381	76.68	3.836	10:59:18.745
3 -	1:31.383	46.188	2:17.571	77.69	2.026	11:01:36.316
4 -	1:29.915	45.921	2:15.836 (2)	78.68	0.291	11:03:52.152
5 -	1:30.321	45.640	2:15.961 (3)	78.61	0.416	11:06:08.113
6 -	1:29.169	46.376	2:15.545 (1)	78.85		11:08:23.658

P10 40 David SHELVEY		Suzuki - ymark.com				
IDEAL LAP TIME : 2:15.119		BEST LAP TIME : 2:15.304		DIFFERENCE : 0.185		
LAP	SECTOR 1	SECTOR 2	LAP TIME	MPH	DIFF	TIME OF DAY
1 -		47.677	2:30.590	70.97	15.286	10:57:05.312
2 -	1:32.169	46.076	2:18.245	77.31	2.941	10:59:23.557
3 -	1:30.798	46.373	2:17.171	77.91	1.867	11:01:40.728
4 -	1:30.239	45.660	2:15.899 (3)	78.64	0.595	11:03:56.627
5 -	1:29.459	46.292	2:15.751 (2)	78.73	0.447	11:06:12.378
6 -	1:29.589	45.715	2:15.304 (1)	78.99		11:08:27.682

P11 46 Harry ROWLINGS		Triumph - Bernard Elliott racing / Steve Jordan motorcycles				
IDEAL LAP TIME : 2:14.212		BEST LAP TIME : 2:14.212		DIFFERENCE : 0.000		
LAP	SECTOR 1	SECTOR 2	LAP TIME	MPH	DIFF	TIME OF DAY
1 -		46.843	2:27.909	72.26	13.697	10:57:02.631
2 -	1:31.428	46.763	2:18.191 (3)	77.34	3.979	10:59:20.822
3 -	1:31.854	46.405	2:18.259	77.30	4.047	11:01:39.081
4 -	1:29.341	46.157	2:15.498 (2)	78.87	1.286	11:03:54.579
5 -	1:28.489	45.723	2:14.212 (1)	79.63		11:06:08.791
6 -	1:29.154	57.320	2:26.474	72.96	12.262	11:08:35.265

P12 53 C Jason SIGGS		Yamaha - J Siggs Construction				
IDEAL LAP TIME : 2:16.136		BEST LAP TIME : 2:16.136		DIFFERENCE : 0.000		
LAP	SECTOR 1	SECTOR 2	LAP TIME	MPH	DIFF	TIME OF DAY
1 -		47.322	2:29.331	71.57	13.195	10:57:04.053
2 -	1:31.873	46.266	2:18.139	77.37	2.003	10:59:22.192
3 -	1:31.719	46.251	2:17.970	77.46	1.834	11:01:40.162

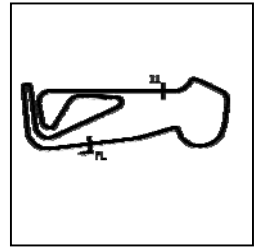
Weather / Track : Bright / Drying

Snetterton 300
Circuit Length = 2.9689 miles
Start: 10:54 Flag 11:08 End: 11:09

BMCRC - MRO Championships 2017 - Rnd 10 @ Snetterton 300

Team Respro MRO 600 inc Clubman 600

RACE 1 - SECTOR ANALYSIS



SECTOR 1 = FL to I1, SECTOR 2 = I1 to FL, DIFF = Difference To Personal Best Lap, P = Crossed Finish Line in Pit Lane, D = Time Disallowed

4 -	1:30.499	46.192	2:16.691 (2)	78.19	0.555	11:03:56.853
5 -	1:30.599	46.093	2:16.692 (3)	78.19	0.556	11:06:13.545
6 -	1:30.155	45.981	2:16.136 (1)	78.51		11:08:29.681

P13 83	Talan SKEELS-PIGGINS		Suzuki - McMillan Williams			
IDEAL LAP TIME : 2:16.819		BEST LAP TIME : 2:17.172	DIFFERENCE : 0.353			
LAP	SECTOR 1	SECTOR 2	LAP TIME	MPH	DIFF	TIME OF DAY
1 -		48.096	2:35.646	68.66	18.474	10:57:10.368
2 -	1:33.645	48.549	2:22.194	75.16	5.022	10:59:32.562
3 -	1:32.341	47.302	2:19.643	76.53	2.471	11:01:52.205
4 -	1:32.912	46.174	2:19.086 (3)	76.84	1.914	11:04:11.291
5 -	1:31.139	46.033	2:17.172 (1)	77.91		11:06:28.463
6 -	1:30.786	46.544	2:17.330 (2)	77.82	0.158	11:08:45.793

P14 192 C	Daniel MOFFA		Triumph - DM Racing			
IDEAL LAP TIME : 2:15.958		BEST LAP TIME : 2:15.958	DIFFERENCE : 0.000			
LAP	SECTOR 1	SECTOR 2	LAP TIME	MPH	DIFF	TIME OF DAY
1 -		48.078	2:34.707	69.08	18.749	10:57:09.429
2 -	1:35.646	47.839	2:23.485	74.48	7.527	10:59:32.914
3 -	1:34.178	47.131	2:21.309	75.63	5.351	11:01:54.223
4 -	1:32.208	46.626	2:18.834 (3)	76.98	2.876	11:04:13.057
5 -	1:31.418	45.603	2:17.021 (2)	78.00	1.063	11:06:30.078
6 -	1:30.576	45.382	2:15.958 (1)	78.61		11:08:46.036

P15 179 C	Lee SILVAIN		Yamaha - KS Autos / That'll do racing			
IDEAL LAP TIME : 2:15.866		BEST LAP TIME : 2:16.838	DIFFERENCE : 0.972			
LAP	SECTOR 1	SECTOR 2	LAP TIME	MPH	DIFF	TIME OF DAY
1 -		49.220	2:36.598	68.25	19.760	10:57:11.320
2 -	1:34.684	47.576	2:22.260	75.13	5.422	10:59:33.580
3 -	1:34.706	48.482	2:23.188	74.64	6.350	11:01:56.768
4 -	1:32.192	46.426	2:18.618 (3)	77.10	1.780	11:04:15.386
5 -	1:31.166	45.672	2:16.838 (1)	78.10		11:06:32.224
6 -	1:30.194	46.683	2:16.877 (2)	78.08	0.039	11:08:49.101

P16 147 C	Sean CHASTON		Yamaha - Hyside Motorcycles			
IDEAL LAP TIME : 2:18.833		BEST LAP TIME : 2:19.412	DIFFERENCE : 0.579			
LAP	SECTOR 1	SECTOR 2	LAP TIME	MPH	DIFF	TIME OF DAY
1 -		48.226	2:31.250	70.66	11.838	10:57:05.972
2 -	1:34.941	47.938	2:22.879	74.80	3.467	10:59:28.851
3 -	1:34.878	48.276	2:23.154	74.66	3.742	11:01:52.005
4 -	1:34.097	47.016	2:21.113 (3)	75.74	1.701	11:04:13.118
5 -	1:33.850	46.165	2:20.015 (2)	76.33	0.603	11:06:33.133
6 -	1:32.668	46.744	2:19.412 (1)	76.66		11:08:52.545

P17 57	Theo RUTTER		Yamaha - Sublime Designs Racing/RRC			
IDEAL LAP TIME : 2:18.024		BEST LAP TIME : 2:18.024	DIFFERENCE : 0.000			
LAP	SECTOR 1	SECTOR 2	LAP TIME	MPH	DIFF	TIME OF DAY
1 -		48.434	2:32.900	69.90	14.876	10:57:07.622
2 -	1:35.774	48.535	2:24.309	74.06	6.285	10:59:31.931
3 -	1:35.396	48.472	2:23.868	74.29	5.844	11:01:55.799
4 -	1:34.846	47.993	2:22.839 (3)	74.82	4.815	11:04:18.638
5 -	1:33.536	47.655	2:21.191 (2)	75.69	3.167	11:06:39.829
6 -	1:31.556	46.468	2:18.024 (1)	77.43		11:08:57.853

P18 5	Martin FOORD		Kawasaki - More moto			
IDEAL LAP TIME : 2:21.047		BEST LAP TIME : 2:21.231	DIFFERENCE : 0.184			
LAP	SECTOR 1	SECTOR 2	LAP TIME	MPH	DIFF	TIME OF DAY
1 -		48.762	2:33.825	69.48	12.594	10:57:08.547

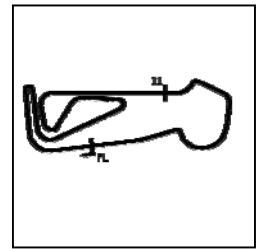
Weather / Track : Bright / Drying

Snetterton 300
Circuit Length = 2.9689 miles
Start: 10:54 Flag 11:08 End: 11:09

BMCRC - MRO Championships 2017 - Rnd 10 @ Snetterton 300

Team Respro MRO 600 inc Clubman 600

RACE 1 - SECTOR ANALYSIS



SECTOR 1 = FL to I1, SECTOR 2 = I1 to FL, DIFF = Difference To Personal Best Lap, P = Crossed Finish Line in Pit Lane, D = Time Disallowed

2 -	1:35.192	49.347	2:24.539	73.94	3.308	10:59:33.086
3 -	1:35.179	48.529	2:23.708 (3)	74.37	2.477	11:01:56.794
4 -	1:33.713	47.773	2:21.486 (2)	75.54	0.255	11:04:18.280
5 -	1:33.274	47.957	2:21.231 (1)	75.67		11:06:39.511

LAP	SECTOR 1	SECTOR 2	LAP TIME	MPH	DIFF	TIME OF DAY
1 -		48.118	2:29.284	71.59	10.869	10:57:04.006
2 -	1:32.355	46.060	2:18.415 (1)	77.21		10:59:22.421
3 -	1:31.276	47.582	2:18.858 (2)	76.97	0.443	11:01:41.279

LAP	SECTOR 1	SECTOR 2	LAP TIME	MPH	DIFF	TIME OF DAY
1 -		50.331	2:37.380	67.91	15.545	10:57:12.102
2 -	1:35.534	47.944	2:23.478 (2)	74.49	1.643	10:59:35.580
3 -	1:32.909	48.926	2:21.835 (1)	75.35		11:01:57.415

LAP	SECTOR 1	SECTOR 2	LAP TIME	MPH	DIFF	TIME OF DAY
1 -		48.990	2:37.511	67.85	14.636	10:57:12.233
2 -	1:34.032	48.843	2:22.875 (1)	74.80		10:59:35.108
3 -	1:33.726	49.288	2:23.014 (2)	74.73	0.139	11:01:58.122

LAP	SECTOR 1	SECTOR 2	LAP TIME	MPH	DIFF	TIME OF DAY
1 -		49.954	2:38.652	67.36		10:57:13.374

BMCRC - MRO Championships 2017 - Rnd 10 @ Snetterton 300

Team Respro MRO 600 inc Clubman 600

RACE 1 - BEST SECTORS

		SECTOR 1		SECTOR 2		IDEAL / BEST COMPARISON						
POS	NO	NAME	TIME	NO	NAME	TIME	POS	NO	NAME	IDEAL	BEST	DIFF
									PERFECT LAP	2:12.178		
1	52	PHILP	1:27.412	26	HOPKINS	44.766	1	52	PHILP	2:12.378	2:12.378	0.000
2	17	BAKER	1:28.066	14	BURRAGE	44.883	2	17	BAKER	2:13.284	2:13.328	0.044
3	15	CLARKE	1:28.412	52	PHILP	44.966	3	15	CLARKE	2:13.407	2:13.407	0.000
4	46	ROWLINGS	1:28.489	15	CLARKE	44.995	4	26	HOPKINS	2:13.560	2:13.560	0.000
5	26	HOPKINS	1:28.794	127	TINKLER	45.167	5	14	BURRAGE	2:13.822	2:13.822	0.000
6	14	BURRAGE	1:28.939	17	BAKER	45.218	6	127	TINKLER	2:14.163	2:14.163	0.000
7	127	TINKLER	1:28.996	56	MILLS	45.350	7	46	ROWLINGS	2:14.212	2:14.212	0.000
8	11	HARVEY	1:29.169	192	MOFFA	45.382	8	11	HARVEY	2:14.809	2:15.545	0.736
9	40	SHELVEY	1:29.459	11	HARVEY	45.640	9	56	MILLS	2:14.890	2:15.028	0.138
10	56	MILLS	1:29.540	40	SHELVEY	45.660	10	40	SHELVEY	2:15.119	2:15.304	0.185
11	53	SIGGS	1:30.155	179	SILVAIN	45.672	11	179	SILVAIN	2:15.866	2:16.838	0.972
12	179	SILVAIN	1:30.194	46	ROWLINGS	45.723	12	192	MOFFA	2:15.958	2:15.958	0.000
13	192	MOFFA	1:30.576	53	SIGGS	45.981	13	53	SIGGS	2:16.136	2:16.136	0.000
14	83	SKEELS-PIGGINS	1:30.786	83	SKEELS-PIGGINS	46.033	14	83	SKEELS-PIGGINS	2:16.819	2:17.172	0.353
15	226	HARTGROVE	1:31.276	226	HARTGROVE	46.060	15	226	HARTGROVE	2:17.336	2:18.415	1.079
16	57	RUTTER	1:31.556	147	CHASTON	46.165	16	57	RUTTER	2:18.024	2:18.024	0.000
17	147	CHASTON	1:32.668	57	RUTTER	46.468	17	147	CHASTON	2:18.833	2:19.412	0.579
18	164	LENEHAN	1:32.909	5	FOORD	47.773	18	164	LENEHAN	2:20.853	2:21.835	0.982
19	5	FOORD	1:33.274	164	LENEHAN	47.944	19	5	FOORD	2:21.047	2:21.231	0.184
20	143	PRENDERGAST	1:33.726	143	PRENDERGAST	48.843	20	143	PRENDERGAST	2:22.569	2:22.875	0.306
21				67	COE	49.954	21	67	COE			
22							22	44	PLATTON		2:13.432	

Weather / Track : Bright / Drying

Results can be found at www.tsl-timing.com

Snetterton 300

Circuit Length = 2.9689 miles

Start: 10:54 Flag 11:08 End: 11:09

Printed - 11:11 Sunday, 08 October 2017

BMCRC - MRO Championships 2017 - Rnd 10 @ Snetterton 300

Team Respro MRO 600 inc Clubman 600

RACE 10 - GRID (5 Laps)

ROW 12	1		35	83 Talan SKEELS-PIGGINS	34	16 Ollie SHOTTON	
				2:17.172			
ROW 11		33	181 Gary CROFT	32	41 Milo WARD	31	99 Michael SIMMONS
ROW 10	30	173 Stephen DRAPER	29	4 Connor MOODY	28	50 Kris MURPHY	
ROW 9		27	81 Liam DUFFETT	26	51 Andrew DURANT	25	98 Lee ELLIS
ROW 8	24	78 Dan BEIGHTON	23	10 Paul WILBY	22	112 James NAGY	
ROW 7		21	67 Tony COE	20	143 Daire PRENDERGAST	19	164 David LENEHAN
				2:22.875			2:21.835
ROW 6	18	5 Martin FOORD	17	147 Sean CHASTON	16	226 Adam HARTGROVE	
				2:21.231			2:18.415
ROW 5		15	57 Theo RUTTER	14	179 Lee SILVAIN	13	53 Jason SIGGS
				2:18.024			2:16.136
ROW 4	12	192 Daniel MOFFA	11	11 Josh HARVEY	10	40 David SHELVEY	
				2:15.958			2:15.545
ROW 3		9	56 Michael MILLS	8	46 Harry ROWLINGS	7	127 David TINKLER
				2:15.028			2:14.212
ROW 2	6	14 Chris BURRAGE	5	26 Luke HOPKINS	4	44 Hayden PLATTON	
				2:13.822			2:13.432
ROW 1		3	15 Aaron CLARKE	2	17 Philip BAKER	1	52 Tommy PHILP
				2:13.407			2:13.328
							2:12.378
							Pole

Snetterton 300
Circuit Length = 2.9689 miles

These results are provisional until the conclusion of any judicial and technical matters.

Clerk Of Course :	Timekeeper :
-------------------	--------------

Results can be found at www.tsl-timing.com

Printed - 11:16 Sunday, 08 October 2017



BMCRC - MRO Championships 2017 - Rnd 10 @ Snetterton 300

Team Respro MRO 600 inc Clubman 600

RACE 10 - CLASSIFICATION

POS	NO	CL	PIC NAME	ENTRY	LAPS	TIME	GAP	DIFF	MPH	BEST	ON
1	52		Tommy PHILP	Yamaha - Draper vent	5	10:01.200			88.88	1:58.298	2
2	15		Aaron CLARKE	Yamaha - Yamaha	5	10:04.507	3.307	3.307	88.40	1:58.538	2
3	14		Chris BURRAGE	Yamaha - Seton tuning	5	10:07.623	6.423	3.116	87.94	1:59.416	3
4	127		David TINKLER	Yamaha - alltrades/tinklers m/cycles	5	10:08.510	7.310	0.887	87.82	1:59.713	5
5	226		Adam HARTGROVE	Yamaha - Technical lifting services limited	5	10:08.625	7.425	0.115	87.80	1:59.307	3
6	44		Hayden PLATTON	Kawasaki - NR Racing	5	10:09.743	8.543	1.118	87.64	1:59.350	5
7	11		Josh HARVEY	Yamaha - NR Racing	5	10:14.999	13.799	5.256	86.89	2:00.302	4
8	56	C	Michael MILLS	Yamaha - A51 Racing	5	10:15.362	14.162	0.363	86.84	2:00.236	4
9	26		Luke HOPKINS	Yamaha - Mum - Zarra Hopkins	5	10:16.102	14.902	0.740	86.73	2:00.610	5
10	40		David SHELVEY	Suzuki - ymark.com	5	10:18.410	17.210	2.308	86.41	2:01.110	5
11	17	C	Philip BAKER	Triumph - Ashford accident repair center	5	10:18.420	17.220	0.010	86.41	2:01.357	4
12	173		Stephen DRAPER	Kawasaki -	5	10:18.755	17.555	0.335	86.36	1:59.993	4
13	46		Harry ROWLINGS	Triumph - Bernard Elliott racing / Steve Jordan moto	5	10:19.260	18.060	0.505	86.29	2:00.785	4
14	53	C	Jason SIGGS	Yamaha - J Siggs Construction	5	10:45.765	44.565	26.505	82.75	2:06.516	5
15	192	C	Daniel MOFFA	Triumph - DM Racing	5	10:46.707	45.507	0.942	82.63	2:06.369	3
16	5		Martin FOORD	Kawasaki - More moto	5	10:52.347	51.147	5.640	81.92	2:04.661	5
17	147	C	Sean CHASTON	Yamaha - Hyside Motorcycles	5	10:59.265	58.065	6.918	81.06	2:07.572	5
18	179	C	Lee SILVAIN	Yamaha - KS Autos / That'll do racing	5	10:59.666	58.466	0.401	81.01	2:09.086	4
19	57		Theo RUTTER	Yamaha - Sublime Designs Racing/RRC	5	11:01.245	1:00.045	1.579	80.81	2:09.311	5
20	83		Talan SKEELS-PIGGINS	Suzuki - McMillan Williams	5	11:02.190	1:00.990	0.945	80.70	2:09.827	5
21	99		Michael SIMMONS	Yamaha - Westcountry Windings	5	11:02.663	1:01.463	0.473	80.64	2:09.505	4
22	181	C	Gary CROFT	Yamaha - Big G Racing & Little e	5	11:02.954	1:01.754	0.291	80.60	2:08.784	2
23	67		Tony COE	Yamaha -	4	9:24.866	1 Lap	1 Lap	75.68	2:10.157	3

FASTEST LAP

52	Tommy PHILP	Yamaha - Draper vent	2	1:58.298	90.34 mph	145.40 kph
56	C Michael MILLS	Yamaha - A51 Racing	4	2:00.236	88.89 mph	143.05 kph

Class - 90% of Race Speed = 79.99 mph
 Class C - 90% of Race Speed = 78.15 mph

Snetterton 300
 Circuit Length = 2.9689 miles
 Start: 14:55 Flag 15:04 End: 15:06

Weather / Track : Bright / Dry

These results are provisional until the conclusion of any judicial and technical matters.

Clerk Of Course :	Timekeeper :
-------------------	--------------

Results can be found at www.tsl-timing.com

Printed - 15:09 Sunday, 08 October 2017



BMCRC - MRO Championships 2017 - Rnd 10 @ Snetterton 300

Team Respro MRO 600 inc Clubman 600

RACE 10 - LAP CHART

LAP 1 @ 14:57:29.367

NO	BEHIND	LAP TIME
52		2:03.515
127	2.924	2:06.439
44	4.611	2:08.126
15	4.670	2:08.185
14	4.793	2:08.308
226	6.220	2:09.735
17	6.745	2:10.260
11	6.802	2:10.317
56	6.855	2:10.370
26	7.228	2:10.743
46	7.618	2:11.133
40	8.629	2:12.144
173	11.281	2:14.796
53	11.397	2:14.912
192	13.849	2:17.364
57	15.209	2:18.724
67	15.434	2:18.949
83	16.697	2:20.212
147	17.004	2:20.519
99	17.114	2:20.629
179	17.444	2:20.959
181	20.280	2:23.795
5	21.768	2:25.283

LAP 2 @ 14:59:27.665

NO	BEHIND	LAP TIME
52		1:58.298
127	4.688	2:00.062
15	4.910	1:58.538
14	7.290	2:00.795
226	7.879	1:59.957
44	7.987	2:01.674
56	10.619	2:02.062
11	10.817	2:02.313
17	10.894	2:02.447
26	11.510	2:02.580
46	11.811	2:02.491
40	12.729	2:02.398
173	14.931	2:01.948
53	21.547	2:08.448
192	23.051	2:07.500
57	28.190	2:11.279
67	28.750	2:11.614
83	28.850	2:10.451
147	28.969	2:10.263
179	29.141	2:09.995
99	29.380	2:10.564
181	30.766	2:08.784
5	30.878	2:07.408

LAP 3 @ 15:01:26.175

NO	BEHIND	LAP TIME
52		1:58.510
127	6.010	1:59.832
15	6.104	1:59.704
14	8.196	1:59.416
226	8.676	1:59.307
44	9.872	2:00.395
11	13.527	2:01.220
56	14.079	2:01.970
26	14.450	2:01.450

17	14.917	2:02.533	181	1:01.754	2:09.259
46	15.562	2:02.261			
40	15.744	2:01.525			
173	17.635	2:01.214			
53	30.726	2:07.689			
192	30.910	2:06.369			
67	40.397	2:10.157			
57	40.854	2:11.174			
179	40.946	2:10.315			
5	41.013	2:08.645			
147	41.401	2:10.942			
83	42.117	2:11.777			
99	42.668	2:11.798			
181	42.840	2:10.584			

LAP 4 @ 15:03:24.720

NO	BEHIND	LAP TIME
52		1:58.545
15	6.703	1:59.144
14	9.156	1:59.505
127	9.929	2:02.464
226	10.031	1:59.900
44	11.525	2:00.198
11	15.284	2:00.302
56	15.770	2:00.236
26	16.624	2:00.719
17	17.729	2:01.357
46	17.802	2:00.785
40	18.432	2:01.233
173	19.083	1:59.993
192	39.494	2:07.129
53	40.381	2:08.200
5	48.818	2:06.350
179	51.487	2:09.086
147	52.825	2:09.969
57	53.066	2:10.757
83	53.495	2:09.923
99	53.628	2:09.505
181	54.827	2:10.532
67	1:25.998	2:44.146

LAP 5 @ 15:05:27.052

NO	BEHIND	LAP TIME
52		2:02.332
15	3.307	1:58.936
14	6.423	1:59.599
127	7.310	1:59.713
226	7.425	1:59.726
44	8.543	1:59.350
11	13.799	2:00.847
56	14.162	2:00.724
26	14.902	2:00.610
40	17.210	2:01.110
17	17.220	2:01.823
173	17.555	2:00.804
46	18.060	2:02.590
53	44.565	2:06.516
192	45.507	2:08.345
5	51.147	2:04.661
147	58.065	2:07.572
179	58.466	2:09.311
57	1:00.045	2:09.311
83	1:00.990	2:09.827
99	1:01.463	2:10.167

Weather / Track : Bright / Dry

Results can be found at www.tsl-timing.com

Snetterton 300

Circuit Length = 2.9689 miles

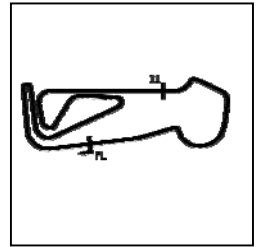
Start: 14:55 Flag 15:04 End: 15:06

Printed - 15:14 Sunday, 08 October 2017

BMCRC - MRO Championships 2017 - Rnd 10 @ Snetterton 300

Team Respro MRO 600 inc Clubman 600

RACE 10 - SECTOR ANALYSIS



SECTOR 1 = FL to I1, SECTOR 2 = I1 to FL, DIFF = Difference To Personal Best Lap, P = Crossed Finish Line in Pit Lane, D = Time Disallowed

P1 52		Tommy PHILP		Yamaha - Draper vent		
IDEAL LAP TIME : 1:58.065		BEST LAP TIME : 1:58.298		DIFFERENCE : 0.233		
LAP	SECTOR 1	SECTOR 2	LAP TIME	MPH	DIFF	TIME OF DAY
1 -		39.653	2:03.515	86.53	5.217	14:57:29.367
2 -	1:18.569	39.729	1:58.298 (1)	90.34		14:59:27.665
3 -	1:18.412	40.098	1:58.510 (2)	90.18	0.212	15:01:26.175
4 -	1:18.685	39.860	1:58.545 (3)	90.16	0.247	15:03:24.720
5 -	1:18.926	43.406	2:02.332	87.36	4.034	15:05:27.052

P2 15		Aaron CLARKE		Yamaha - Yamaha		
IDEAL LAP TIME : 1:58.538		BEST LAP TIME : 1:58.538		DIFFERENCE : 0.000		
LAP	SECTOR 1	SECTOR 2	LAP TIME	MPH	DIFF	TIME OF DAY
1 -		39.956	2:08.185	83.37	9.647	14:57:34.037
2 -	1:19.223	39.315	1:58.538 (1)	90.16		14:59:32.575
3 -	1:19.708	39.996	1:59.704	89.28	1.166	15:01:32.279
4 -	1:19.523	39.621	1:59.144 (3)	89.70	0.606	15:03:31.423
5 -	1:19.347	39.589	1:58.936 (2)	89.86	0.398	15:05:30.359

P3 14		Chris BURRAGE		Yamaha - Seton tuning		
IDEAL LAP TIME : 1:59.282		BEST LAP TIME : 1:59.416		DIFFERENCE : 0.134		
LAP	SECTOR 1	SECTOR 2	LAP TIME	MPH	DIFF	TIME OF DAY
1 -		40.131	2:08.308	83.29	8.892	14:57:34.160
2 -	1:20.711	40.084	2:00.795	88.48	1.379	14:59:34.955
3 -	1:19.687	39.729	1:59.416 (1)	89.50		15:01:34.371
4 -	1:19.709	39.796	1:59.505 (2)	89.43	0.089	15:03:33.876
5 -	1:19.553	40.046	1:59.599 (3)	89.36	0.183	15:05:33.475

P4 127		David TINKLER		Yamaha - alltrades/tinklers m/cycles		
IDEAL LAP TIME : 1:59.713		BEST LAP TIME : 1:59.713		DIFFERENCE : 0.000		
LAP	SECTOR 1	SECTOR 2	LAP TIME	MPH	DIFF	TIME OF DAY
1 -		40.334	2:06.439	84.53	6.726	14:57:32.291
2 -	1:19.956	40.106	2:00.062 (3)	89.02	0.349	14:59:32.353
3 -	1:19.725	40.107	1:59.832 (2)	89.19	0.119	15:01:32.185
4 -	1:22.286	40.178	2:02.464	87.27	2.751	15:03:34.649
5 -	1:19.637	40.076	1:59.713 (1)	89.28		15:05:34.362

P5 226		Adam HARTGROVE		Yamaha - Technical lifting services limited		
IDEAL LAP TIME : 1:59.268		BEST LAP TIME : 1:59.307		DIFFERENCE : 0.039		
LAP	SECTOR 1	SECTOR 2	LAP TIME	MPH	DIFF	TIME OF DAY
1 -		40.784	2:09.735	82.38	10.428	14:57:35.587
2 -	1:19.510	40.447	1:59.957	89.09	0.650	14:59:35.544
3 -	1:19.549	39.758	1:59.307 (1)	89.58		15:01:34.851
4 -	1:19.676	40.224	1:59.900 (3)	89.14	0.593	15:03:34.751
5 -	1:19.798	39.928	1:59.726 (2)	89.27	0.419	15:05:34.477

P6 44		Hayden PLATTON		Kawasaki - NR Racing		
IDEAL LAP TIME : 1:59.350		BEST LAP TIME : 1:59.350		DIFFERENCE : 0.000		
LAP	SECTOR 1	SECTOR 2	LAP TIME	MPH	DIFF	TIME OF DAY
1 -		40.876	2:08.126	83.41	8.776	14:57:33.978
2 -	1:20.952	40.722	2:01.674	87.84	2.324	14:59:35.652
3 -	1:20.182	40.213	2:00.395 (3)	88.77	1.045	15:01:36.047
4 -	1:19.944	40.254	2:00.198 (2)	88.92	0.848	15:03:36.245
5 -	1:19.241	40.109	1:59.350 (1)	89.55		15:05:35.595

P7 11		Josh HARVEY		Yamaha - NR Racing		
IDEAL LAP TIME : 2:00.302		BEST LAP TIME : 2:00.302		DIFFERENCE : 0.000		
LAP	SECTOR 1	SECTOR 2	LAP TIME	MPH	DIFF	TIME OF DAY
1 -		40.876	2:08.126	83.41	8.776	14:57:33.978
2 -	1:20.952	40.722	2:01.674	87.84	2.324	14:59:35.652
3 -	1:20.182	40.213	2:00.395 (3)	88.77	1.045	15:01:36.047
4 -	1:19.944	40.254	2:00.198 (2)	88.92	0.848	15:03:36.245
5 -	1:19.241	40.109	1:59.350 (1)	89.55		15:05:35.595

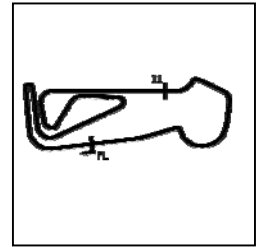
Weather / Track : Bright / Dry

Snetterton 300
Circuit Length = 2.9689 miles
Start: 14:55 Flag 15:04 End: 15:06

BMCRC - MRO Championships 2017 - Rnd 10 @ Snetterton 300

Team Respro MRO 600 inc Clubman 600

RACE 10 - SECTOR ANALYSIS



SECTOR 1 = FL to I1, SECTOR 2 = I1 to FL, DIFF = Difference To Personal Best Lap, P = Crossed Finish Line in Pit Lane, D = Time Disallowed

1 -		41.645	2:10.317	82.01	10.015	14:57:36.169
2 -	1:21.244	41.069	2:02.313	87.38	2.011	14:59:38.482
3 -	1:20.619	40.601	2:01.220 (3)	88.17	0.918	15:01:39.702
4 -	1:20.241	40.061	2:00.302 (1)	88.84		15:03:40.004
5 -	1:20.425	40.422	2:00.847 (2)	88.44	0.545	15:05:40.851

P8 56 C		Michael MILLS		Yamaha - A51 Racing			
IDEAL LAP TIME : 2:00.236		BEST LAP TIME : 2:00.236		DIFFERENCE : 0.000			
LAP	SECTOR 1	SECTOR 2	LAP TIME	MPH	DIFF	TIME OF DAY	
1 -		41.578	2:10.370	81.98	10.134	14:57:36.222	
2 -	1:21.081	40.981	2:02.062	87.56	1.826	14:59:38.284	
3 -	1:21.302	40.668	2:01.970 (3)	87.62	1.734	15:01:40.254	
4 -	1:19.981	40.255	2:00.236 (1)	88.89		15:03:40.490	
5 -	1:20.144	40.580	2:00.724 (2)	88.53	0.488	15:05:41.214	

P9 26		Luke HOPKINS		Yamaha - Mum - Zarra Hopkins			
IDEAL LAP TIME : 2:00.483		BEST LAP TIME : 2:00.610		DIFFERENCE : 0.127			
LAP	SECTOR 1	SECTOR 2	LAP TIME	MPH	DIFF	TIME OF DAY	
1 -		41.396	2:10.743	81.74	10.133	14:57:36.595	
2 -	1:21.466	41.114	2:02.580	87.19	1.970	14:59:39.175	
3 -	1:20.622	40.828	2:01.450 (3)	88.00	0.840	15:01:40.625	
4 -	1:19.918	40.801	2:00.719 (2)	88.53	0.109	15:03:41.344	
5 -	1:20.045	40.565	2:00.610 (1)	88.61		15:05:41.954	

P10 40		David SHELVEY		Suzuki - ymark.com			
IDEAL LAP TIME : 2:00.991		BEST LAP TIME : 2:01.110		DIFFERENCE : 0.119			
LAP	SECTOR 1	SECTOR 2	LAP TIME	MPH	DIFF	TIME OF DAY	
1 -		41.918	2:12.144	80.88	11.034	14:57:37.996	
2 -	1:21.773	40.625	2:02.398	87.32	1.288	14:59:40.394	
3 -	1:20.819	40.706	2:01.525 (3)	87.94	0.415	15:01:41.919	
4 -	1:21.035	40.198	2:01.233 (2)	88.16	0.123	15:03:43.152	
5 -	1:20.793	40.317	2:01.110 (1)	88.25		15:05:44.262	

P11 17 C		Philip BAKER		Triumph - Ashford accident repair center			
IDEAL LAP TIME : 2:01.021		BEST LAP TIME : 2:01.357		DIFFERENCE : 0.336			
LAP	SECTOR 1	SECTOR 2	LAP TIME	MPH	DIFF	TIME OF DAY	
1 -		41.968	2:10.260	82.05	8.903	14:57:36.112	
2 -	1:21.781	40.666	2:02.447 (3)	87.28	1.090	14:59:38.559	
3 -	1:21.908	40.625	2:02.533	87.22	1.176	15:01:41.092	
4 -	1:20.740	40.617	2:01.357 (1)	88.07		15:03:42.449	
5 -	1:21.542	40.281	2:01.823 (2)	87.73	0.466	15:05:44.272	

P12 173		Stephen DRAPER		Kawasaki -			
IDEAL LAP TIME : 1:59.993		BEST LAP TIME : 1:59.993		DIFFERENCE : 0.000			
LAP	SECTOR 1	SECTOR 2	LAP TIME	MPH	DIFF	TIME OF DAY	
1 -		41.131	2:14.796	79.29	14.803	14:57:40.648	
2 -	1:21.540	40.408	2:01.948	87.64	1.955	14:59:42.596	
3 -	1:20.840	40.374	2:01.214 (3)	88.17	1.221	15:01:43.810	
4 -	1:20.024	39.969	1:59.993 (1)	89.07		15:03:43.803	
5 -	1:20.521	40.283	2:00.804 (2)	88.47	0.811	15:05:44.607	

P13 46		Harry ROWLINGS		Triumph - Bernard Elliott racing / Steve Jordan motorcycles			
IDEAL LAP TIME : 2:00.785		BEST LAP TIME : 2:00.785		DIFFERENCE : 0.000			
LAP	SECTOR 1	SECTOR 2	LAP TIME	MPH	DIFF	TIME OF DAY	
1 -		41.030	2:11.133	81.50	10.348	14:57:36.985	
2 -	1:21.613	40.878	2:02.491 (3)	87.25	1.706	14:59:39.476	
3 -	1:21.121	41.140	2:02.261 (2)	87.42	1.476	15:01:41.737	
4 -	1:20.140	40.645	2:00.785 (1)	88.48		15:03:42.522	

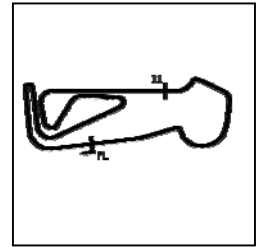
Weather / Track : Bright / Dry

Snetterton 300
Circuit Length = 2.9689 miles
Start: 14:55 Flag 15:04 End: 15:06

BMCRC - MRO Championships 2017 - Rnd 10 @ Snetterton 300

Team Respro MRO 600 inc Clubman 600

RACE 10 - SECTOR ANALYSIS



SECTOR 1 = FL to I1, SECTOR 2 = I1 to FL, DIFF = Difference To Personal Best Lap, P = Crossed Finish Line in Pit Lane, D = Time Disallowed

5 - 1:21.659 40.931 2:02.590 87.18 1.805 15:05:45.112

P14	53 C	Jason SIGGS	Yamaha - J Siggs Construction			
IDEAL LAP TIME : 2:06.290		BEST LAP TIME : 2:06.516		DIFFERENCE : 0.226		

LAP	SECTOR 1	SECTOR 2	LAP TIME	MPH	DIFF	TIME OF DAY
1 -		42.595	2:14.912	79.22	8.396	14:57:40.764
2 -	1:25.484	42.964	2:08.448	83.20	1.932	14:59:49.212
3 -	1:25.017	42.672	2:07.689 (2)	83.70	1.173	15:01:56.901
4 -	1:25.425	42.775	2:08.200 (3)	83.37	1.684	15:04:05.101
5 -	1:23.695	42.821	2:06.516 (1)	84.48		15:06:11.617

P15	192 C	Daniel MOFFA	Triumph - DM Racing			
IDEAL LAP TIME : 2:06.110		BEST LAP TIME : 2:06.369		DIFFERENCE : 0.259		

LAP	SECTOR 1	SECTOR 2	LAP TIME	MPH	DIFF	TIME OF DAY
1 -		42.863	2:17.364	77.80	10.995	14:57:43.216
2 -	1:25.299	42.201	2:07.500 (3)	83.82	1.131	14:59:50.716
3 -	1:24.491	41.878	2:06.369 (1)	84.57		15:01:57.085
4 -	1:25.079	42.050	2:07.129 (2)	84.07	0.760	15:04:04.214
5 -	1:24.232	44.113	2:08.345	83.27	1.976	15:06:12.559

P16	5	Martin FOORD	Kawasaki - More moto			
IDEAL LAP TIME : 2:04.391		BEST LAP TIME : 2:04.661		DIFFERENCE : 0.270		

LAP	SECTOR 1	SECTOR 2	LAP TIME	MPH	DIFF	TIME OF DAY
1 -		42.941	2:25.283	73.56	20.622	14:57:51.135
2 -	1:24.503	42.905	2:07.408 (3)	83.88	2.747	14:59:58.543
3 -	1:25.674	42.971	2:08.645	83.08	3.984	15:02:07.188
4 -	1:24.272	42.078	2:06.350 (2)	84.59	1.689	15:04:13.538
5 -	1:22.313	42.348	2:04.661 (1)	85.73		15:06:18.199

P17	147 C	Sean CHASTON	Yamaha - Hyside Motorcycles			
IDEAL LAP TIME : 2:07.572		BEST LAP TIME : 2:07.572		DIFFERENCE : 0.000		

LAP	SECTOR 1	SECTOR 2	LAP TIME	MPH	DIFF	TIME OF DAY
1 -		44.698	2:20.519	76.06	12.947	14:57:46.371
2 -	1:26.458	43.805	2:10.263 (3)	82.05	2.691	14:59:56.634
3 -	1:27.647	43.295	2:10.942	81.62	3.370	15:02:07.576
4 -	1:26.307	43.662	2:09.969 (2)	82.23	2.397	15:04:17.545
5 -	1:25.060	42.512	2:07.572 (1)	83.78		15:06:25.117

P18	179 C	Lee SILVAIN	Yamaha - KS Autos / That'll do racing			
IDEAL LAP TIME : 2:08.540		BEST LAP TIME : 2:09.086		DIFFERENCE : 0.546		

LAP	SECTOR 1	SECTOR 2	LAP TIME	MPH	DIFF	TIME OF DAY
1 -		45.524	2:20.959	75.82	11.873	14:57:46.811
2 -	1:26.168	43.827	2:09.995 (3)	82.21	0.909	14:59:56.806
3 -	1:27.198	43.117	2:10.315	82.01	1.229	15:02:07.121
4 -	1:25.978	43.108	2:09.086 (1)	82.79		15:04:16.207
5 -	1:26.749	42.562	2:09.311 (2)	82.65	0.225	15:06:25.518

P19	57	Theo RUTTER	Yamaha - Sublime Designs Racing/RRC			
IDEAL LAP TIME : 2:09.311		BEST LAP TIME : 2:09.311		DIFFERENCE : 0.000		

LAP	SECTOR 1	SECTOR 2	LAP TIME	MPH	DIFF	TIME OF DAY
1 -		44.051	2:18.724	77.04	9.413	14:57:44.576
2 -	1:26.902	44.377	2:11.279	81.41	1.968	14:59:55.855
3 -	1:26.690	44.484	2:11.174 (3)	81.48	1.863	15:02:07.029
4 -	1:26.861	43.896	2:10.757 (2)	81.74	1.446	15:04:17.786
5 -	1:25.842	43.469	2:09.311 (1)	82.65		15:06:27.097

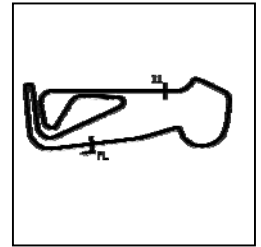
Weather / Track : Bright / Dry

Snetterton 300
Circuit Length = 2.9689 miles
Start: 14:55 Flag 15:04 End: 15:06

BMCRC - MRO Championships 2017 - Rnd 10 @ Snetterton 300

Team Respro MRO 600 inc Clubman 600

RACE 10 - SECTOR ANALYSIS



SECTOR 1 = FL to I1, SECTOR 2 = I1 to FL, DIFF = Difference To Personal Best Lap, P = Crossed Finish Line in Pit Lane, D = Time Disallowed

P20 83		Talan SKEELS-PIGGINS		Suzuki - McMillan Williams		
IDEAL LAP TIME : 2:09.120		BEST LAP TIME : 2:09.827		DIFFERENCE : 0.707		
LAP	SECTOR 1	SECTOR 2	LAP TIME	MPH	DIFF	TIME OF DAY
1 -		43.334	2:20.212	76.22	10.385	14:57:46.064
2 -	1:26.617	43.834	2:10.451 (3)	81.93	0.624	14:59:56.515
3 -	1:27.615	44.162	2:11.777	81.10	1.950	15:02:08.292
4 -	1:26.405	43.518	2:09.923 (2)	82.26	0.096	15:04:18.215
5 -	1:25.786	44.041	2:09.827 (1)	82.32		15:06:28.042

P21 99		Michael SIMMONS		Yamaha - Westcountry Windings		
IDEAL LAP TIME : 2:09.336		BEST LAP TIME : 2:09.505		DIFFERENCE : 0.169		
LAP	SECTOR 1	SECTOR 2	LAP TIME	MPH	DIFF	TIME OF DAY
1 -		43.580	2:20.629	76.00	11.124	14:57:46.481
2 -	1:26.508	44.056	2:10.564 (3)	81.86	1.059	14:59:57.045
3 -	1:27.799	43.999	2:11.798	81.09	2.293	15:02:08.843
4 -	1:26.029	43.476	2:09.505 (1)	82.53		15:04:18.348
5 -	1:25.860	44.307	2:10.167 (2)	82.11	0.662	15:06:28.515

P22 181 C		Gary CROFT		Yamaha - Big G Racing & Little e		
IDEAL LAP TIME : 2:08.639		BEST LAP TIME : 2:08.784		DIFFERENCE : 0.145		
LAP	SECTOR 1	SECTOR 2	LAP TIME	MPH	DIFF	TIME OF DAY
1 -		43.336	2:23.795	74.32	15.011	14:57:49.647
2 -	1:25.516	43.268	2:08.784 (1)	82.99		14:59:58.431
3 -	1:26.894	43.690	2:10.584	81.84	1.800	15:02:09.015
4 -	1:26.396	44.136	2:10.532 (3)	81.88	1.748	15:04:19.547
5 -	1:25.371	43.888	2:09.259 (2)	82.68	0.475	15:06:28.806

P23 67		Tony COE		Yamaha -		
IDEAL LAP TIME : 2:10.046		BEST LAP TIME : 2:10.157		DIFFERENCE : 0.111		
LAP	SECTOR 1	SECTOR 2	LAP TIME	MPH	DIFF	TIME OF DAY
1 -		43.163	2:18.949	76.92	8.792	14:57:44.801
2 -	1:26.977	44.637	2:11.614 (2)	81.20	1.457	14:59:56.415
3 -	1:26.883	43.274	2:10.157 (1)	82.11		15:02:06.572
4 -	1:54.285	49.861	2:44.146 (3)	65.11	33.989	15:04:50.718

BMCRC - MRO Championships 2017 - Rnd 10 @ Snetterton 300

Team Respro MRO 600 inc Clubman 600

RACE 10 - BEST SECTORS

SECTOR 1			SECTOR 2			IDEAL / BEST COMPARISON						
POS	NO	NAME	TIME	NO	NAME	TIME	POS	NO	NAME	IDEAL	BEST	DIFF
									PERFECT LAP	1:57.727		
1	52	PHILP	1:18.412	15	CLARKE	39.315	1	52	PHILP	1:58.065	1:58.298	0.233
2	15	CLARKE	1:19.223	52	PHILP	39.653	2	15	CLARKE	1:58.538	1:58.538	0.000
3	44	PLATTON	1:19.241	14	BURRAGE	39.729	3	226	HARTGROVE	1:59.268	1:59.307	0.039
4	226	HARTGROVE	1:19.510	226	HARTGROVE	39.758	4	14	BURRAGE	1:59.282	1:59.416	0.134
5	14	BURRAGE	1:19.553	173	DRAPER	39.969	5	44	PLATTON	1:59.350	1:59.350	0.000
6	127	TINKLER	1:19.637	11	HARVEY	40.061	6	127	TINKLER	1:59.713	1:59.713	0.000
7	26	HOPKINS	1:19.918	127	TINKLER	40.076	7	173	DRAPER	1:59.993	1:59.993	0.000
8	56	MILLS	1:19.981	44	PLATTON	40.109	8	56	MILLS	2:00.236	2:00.236	0.000
9	173	DRAPER	1:20.024	40	SHELVEY	40.198	9	11	HARVEY	2:00.302	2:00.302	0.000
10	46	ROWLINGS	1:20.140	56	MILLS	40.255	10	26	HOPKINS	2:00.483	2:00.610	0.127
11	11	HARVEY	1:20.241	17	BAKER	40.281	11	46	ROWLINGS	2:00.785	2:00.785	0.000
12	17	BAKER	1:20.740	26	HOPKINS	40.565	12	40	SHELVEY	2:00.991	2:01.110	0.119
13	40	SHELVEY	1:20.793	46	ROWLINGS	40.645	13	17	BAKER	2:01.021	2:01.357	0.336
14	5	FOORD	1:22.313	192	MOFFA	41.878	14	5	FOORD	2:04.391	2:04.661	0.270
15	53	SIGGS	1:23.695	5	FOORD	42.078	15	192	MOFFA	2:06.110	2:06.369	0.259
16	192	MOFFA	1:24.232	147	CHASTON	42.512	16	53	SIGGS	2:06.290	2:06.516	0.226
17	147	CHASTON	1:25.060	179	SILVAIN	42.562	17	147	CHASTON	2:07.572	2:07.572	0.000
18	181	CROFT	1:25.371	53	SIGGS	42.595	18	179	SILVAIN	2:08.540	2:09.086	0.546
19	83	SKEELS-PIGGINS	1:25.786	67	COE	43.163	19	181	CROFT	2:08.639	2:08.784	0.145
20	57	RUTTER	1:25.842	181	CROFT	43.268	20	83	SKEELS-PIGGINS	2:09.120	2:09.827	0.707
21	99	SIMMONS	1:25.860	83	SKEELS-PIGGINS	43.334	21	57	RUTTER	2:09.311	2:09.311	0.000
22	179	SILVAIN	1:25.978	57	RUTTER	43.469	22	99	SIMMONS	2:09.336	2:09.505	0.169
23	67	COE	1:26.883	99	SIMMONS	43.476	23	67	COE	2:10.046	2:10.157	0.111

Weather / Track : Bright / Dry

Results can be found at www.tsl-timing.com

Snetterton 300

Circuit Length = 2.9689 miles

Start: 14:55 Flag 15:04 End: 15:06

Printed - 15:10 Sunday, 08 October 2017