



NATIONAL SUPERSTOCK 600

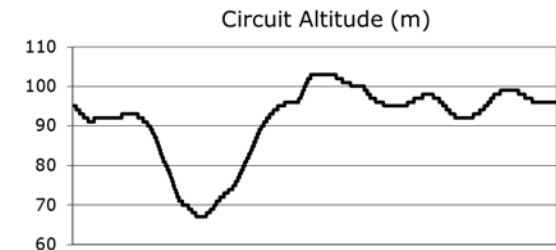
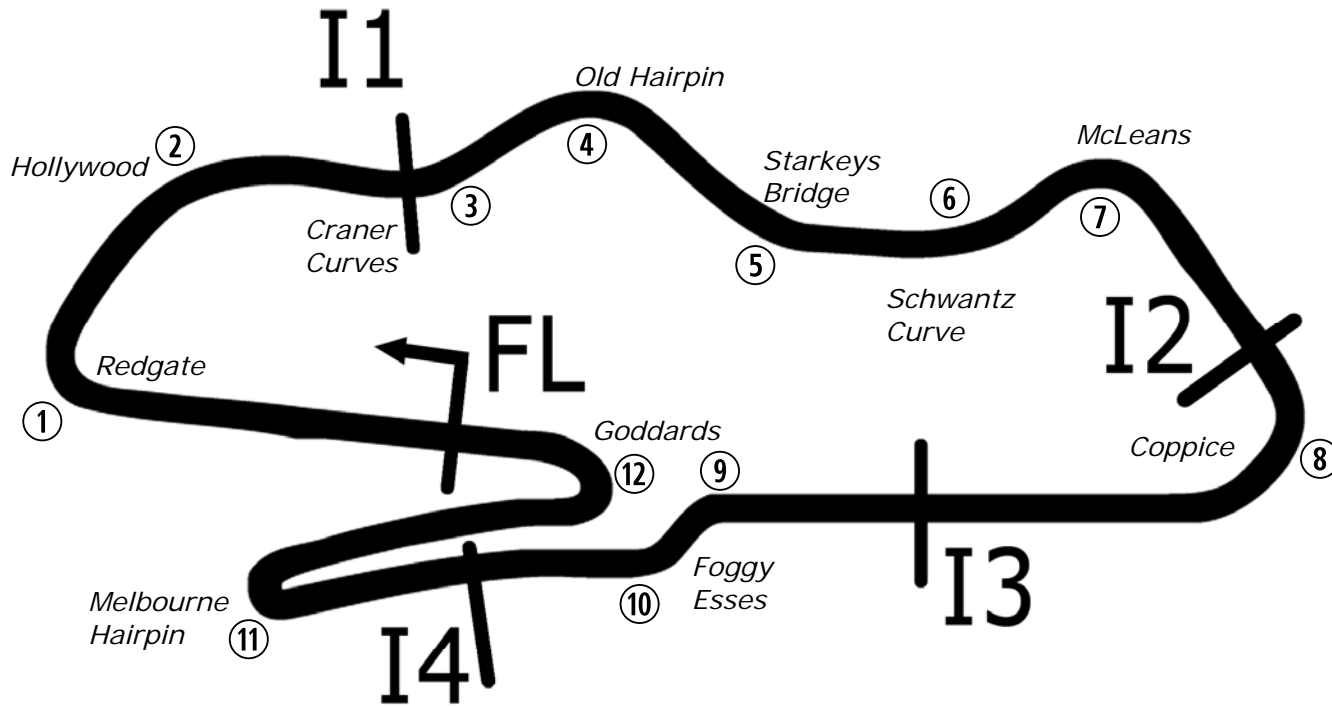
Round 1
Donington Park GP

31st March – 2nd April 2018



Results Provided by Timing Solutions Ltd
www.tsl-timing.com

Donington Park GP



Length	2.4873 miles	4003.0 m	
FL		52.82971 N	1.37867 W
I1	941m	52.83226 N	1.37893 W
I2	2096 m	52.82978 N	1.36508 W
I3	2641m	52.82866 N	1.37129 W
I4	3156 m	52.82843 N	1.37848 W
Pit Entry	3966m	52.82951 N	1.37832 W
Pit Exit	229m after FL	52.82996 N	1.38205 W
Pit Entry-Pit Exit 287m, 17.2s @60kph, 12.9s @80kph			

Lap Records		Best Sector Information							
		Sector 1 (FL - I1)	I1 Trap (mph)	Sector 2 (I1 - I2)	Sector 3 (I2 - I3)	I3 Trap (mph)	Sector 4 (I3 - I4)	Sector 5 (I4 - FL)	FL Trap (mph)
Superbike	1:28.896	18.948	132.1	24.029	11.266	168.1	10.627	23.092	123.7
Supersport	1:31.454	19.514	129.6	24.792	11.648	154.6	11.023	23.781	114.4
Superstock 1000	1:30.867	19.347	129.3	24.744	11.557	162.4	10.876	23.737	120.3
Superstock 600	1:33.153	19.899	126.8	25.282	11.896	149.4	11.228	24.314	111.8
Motostar	1:37.502	21.093	127.5	26.203	12.569	130.5	11.841	25.185	96.2
F1 Sidecar	1:33.472	20.039	128.5	25.024	12.239	142.4	11.582	24.873	105.7
Ducati Cup	1:34.152	20.219	120.4	25.584	12.045	151.4	11.377	24.756	109.7
Junior Supersport	To Be Est	N/A	N/A	N/A	N/A	N/A	N/A	N/A	N/A

All results available at www.tsl-timing.com

FREE PRACTICE 1 - CLASSIFICATION

POS	NO	NAME	ENTRY	TIME	ON	LAPS	GAP	DIFF	MPH
1	41	Milo WARD	Kawasaki - G & S Racing	2:01.162	9	10			73.90
2	32	Mark PIPER	Yamaha - Pied Piper Racing	2:03.677	9	10	2.515	2.515	72.40
3	42	Sam HOLME	Yamaha - Everquip Racing	2:04.094	6	7	2.932	0.417	72.15
4	8	Grant NEWSTEAD	Yamaha - Team Tinklers	2:04.164	9	9	3.002	0.070	72.11
5	55	Kevin KEYES	Kawasaki - Team #109	2:04.388	4	9	3.226	0.224	71.98
6	7	Aaron WRIGHT	Yamaha - Jezaro.com	2:04.655	8	10	3.493	0.267	71.83
7	5	Aaron CLARKE	Yamaha - Draper Racing	2:04.821	7	8	3.659	0.166	71.73
8	34	Aaron SILVESTER	Yamaha - A & J Racing	2:05.583	5	7	4.421	0.762	71.30
9	31	Alex WOOD	Yamaha - Paul Veazey Racing	2:05.630	10	10	4.468	0.047	71.27
10	2	TJ TOMS	Kawasaki - Squidge Racing	2:05.981	5	5	4.819	0.351	71.07
11	66	Cameron FRASER	Yamaha - Jones Dorling Racing	2:07.438	10	10	6.276	1.457	70.26
12	69	Caolán IRWIN	Yamaha - Irwin Racing	2:07.547	9	12	6.385	0.109	70.20
13	16	Luke HOPKINS	Yamaha - Hopkins Racing	2:07.883	6	7	6.721	0.336	70.02
14	3	Mark CLAYTON	Yamaha - KSM Racing	2:08.345	10	11	7.183	0.462	69.76
15	9	Aaron CLIFFORD	Kawasaki - Clifford Racing	2:08.633	2	2	7.471	0.288	69.61
16	26	Adam HARTGROVE	Yamaha - Adam Hartgrove Racing	2:08.934	9	10	7.772	0.301	69.44
17	10	Joe SHELDON-SHAW	Kawasaki - Via Moto Racing	2:11.741	3	9	10.579	2.807	67.97

QUALIFYING LAPTIME (110.0% of 2:01.162) = 2:13.278

18	77	Matty WHELAN	MV Agusta - Blueline Bennetts MV Agusta	2:14.173	4	6	13.011	2.432	66.73
19	44	Ewan POTTER	Yamaha - Jones Dorling Racing	2:16.939	8	9	15.777	2.766	65.39
20	4	Connor MOODY	Kawasaki - Steelmate Racing	2:21.743	9	9	20.581	4.804	63.17
21	14	Louis VALLELEY	Kawasaki - Pharaoh Racing	2:22.115	2	5	20.953	0.372	63.00
22	6	Conor WHEELER	Yamaha - Conor Wheeler Racing	2:37.037	6	7	35.875	14.922	57.02
23	27	Jamie ASHBY	Yamaha - JPA Racing / Davison Transport	2:38.938	2	2	37.776	1.901	56.33
24	17	Josh WOOD	Kawasaki - Wood Racing			2			
25	58	Cameron LEE	Yamaha - Allied Motorsport			1			

Weather / Track : Drizzle / Wet

These results are provisional until the conclusion of any judicial and technical matters.

Donington Park GP

Circuit Length = 2.4873 miles

Start: 09:00 Flag 09:25 End: 09:28

Race Director :	Stewards :	Timekeeper :
-----------------	------------	--------------

Results can be found at www.britishsuperbike.com

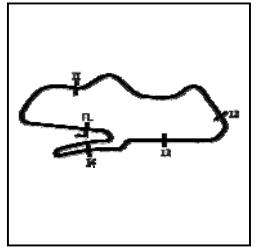
Printed - 09:28 Saturday, 31 March 2018

MCRCB BULLETIN TK002

2018 Bennetts British Superbike Championship - Round 1

2018 Pirelli National Superstock 600 Championship with Black Horse

FREE PRACTICE 1 - SECTOR ANALYSIS



SECTOR 1 = FL to I1, SECTOR 2 = I1 to I2, SECTOR 3 = I2 to I3, SECTOR 4 = I3 to I4, SECTOR 5 = I4 to FL, DIFF = Difference To Personal Best Lap, P = Crossed Finish Line in Pit Lane, D = Time Disallowed

P1 41		Milo WARD				Kawasaki - G & S Racing				
IDEAL LAP TIME : 2:01.100		BEST LAP TIME : 2:01.162				DIFFERENCE : 0.062				
LAP	SECTOR 1	SECTOR 2	SECTOR 3	SECTOR 4	SECTOR 5	LAP TIME	MPH	DIFF	TIME OF DAY	
1-	OUTLAP	53.1	43.920	17.985 94.5	17.948	35.737 94.6			09:05:06.322	
2-	28.746 66.7	39.596	16.475 120.4	16.534	IN PIT	2:15.182 P	66.24	14.020	09:07:21.504	
3-	OUTLAP	70.4	39.421	16.392 124.2	15.990	33.658 95.5	4:07.259	36.21	2:06.097 09:11:28.763	
4-	27.730 73.9	37.169	15.772 126.6	15.742	33.240 97.2	2:09.653	69.06	8.491	09:13:38.416	
5-	27.484 73.1	36.496	15.641 125.6	15.466	32.904 96.1	2:07.991	69.96	6.829	09:15:46.407	
6-	26.724 76.8	36.184	15.477 131.3	15.268	32.179 97.5	2:05.832	71.16	4.670	09:17:52.239	
7-	26.117 79.7	36.657	15.238 132.1	14.942	32.022 97.9	2:04.976 (3)	71.64	3.814	09:19:57.215	
8-	25.970 82.5	34.759	15.184 132.6	14.761	31.335 97.3	2:02.009 (2)	73.39	0.847	09:21:59.224	
9-	26.032 82.5	34.262	14.980 132.8	14.590	31.298 97.9	2:01.162 (1)	73.90		09:24:00.386	
10-	27.035 77.2	36.909	15.690 125.4	15.574	IN PIT	2:07.744 P	70.09	6.582	09:26:08.130	

P2 32		Mark PIPER				Yamaha - Pied Piper Racing				
IDEAL LAP TIME : 2:03.559		BEST LAP TIME : 2:03.677				DIFFERENCE : 0.118				
LAP	SECTOR 1	SECTOR 2	SECTOR 3	SECTOR 4	SECTOR 5	LAP TIME	MPH	DIFF	TIME OF DAY	
1-	OUTLAP	64.0	40.618	16.066 113.3	17.061	37.780 93.7			09:04:15.308	
2-	28.071 71.5	37.947	15.824 112.7	16.795	35.717 97.5	2:14.354	66.64	10.677	09:06:29.662	
3-	27.646 72.0	36.531	15.414 122.0	16.566	IN PIT	2:07.618 P	70.16	3.941	09:08:37.280	
4-	OUTLAP	74.8	36.321	15.666 118.9	16.542	IN PIT	3:15.078 P	45.90	1:11.401 09:11:52.358	
5-	OUTLAP	73.8	36.708	15.944 124.0	15.893	34.826 94.5	3:32.318	42.17	1:28.641 09:15:24.676	
6-	27.426 74.3	37.188	15.844 114.9	16.502	34.590 94.9	2:11.550	68.06	7.873	09:17:36.226	
7-	27.236 73.0	37.471	15.699 121.7	16.708	34.790 96.2	2:11.904	67.88	8.227	09:19:48.130	
8-	26.957 75.0	35.695	15.628 129.8	15.430	32.914 97.5	2:06.624 (3)	70.71	2.947	09:21:54.754	
9-	26.302 77.5	34.926	15.303 131.0	15.234	31.912 98.2	2:03.677 (1)	72.40		09:23:58.431	
10-	26.405 74.8	35.950	15.185 119.6	15.600	32.469 99.1	2:05.609 (2)	71.28	1.932	09:26:04.040	

P3 42		Sam HOLME				Yamaha - Everquip Racing				
IDEAL LAP TIME : 2:03.152		BEST LAP TIME : 2:04.094				DIFFERENCE : 0.942				
LAP	SECTOR 1	SECTOR 2	SECTOR 3	SECTOR 4	SECTOR 5	LAP TIME	MPH	DIFF	TIME OF DAY	
1-	OUTLAP	63.9	38.932	16.930 95.7	16.778	IN PIT		P	09:09:13.873	
2-	OUTLAP	78.8	38.198	16.474 117.3	16.631	IN PIT	5:44.200 P	26.01	3:40.106 09:14:58.073	
3-	OUTLAP	77.3	37.771	16.352 114.1	16.232	33.332 94.7	3:11.178	46.83	1:07.084 09:18:09.251	
4-	26.796 79.6	35.131	15.740 118.5	15.746	31.866 93.5	2:05.279 (3)	71.47	1.185	09:20:14.530	
5-	26.458 80.4	35.331	15.637 123.1	15.156	31.906 93.4	2:04.488 (2)	71.93	0.394	09:22:19.018	
6-	26.536 82.6	34.802	15.512 126.3	15.543	31.701 95.7	2:04.094 (1)	72.15		09:24:23.112	
7-	26.125 87.6	35.089	15.526 124.9	15.012	IN PIT	2:02.538 P	73.07		09:26:25.650	

P4 8		Grant NEWSTEAD				Yamaha - Team Tinklers				
IDEAL LAP TIME : 2:04.164		BEST LAP TIME : 2:04.164				DIFFERENCE : 0.000				
LAP	SECTOR 1	SECTOR 2	SECTOR 3	SECTOR 4	SECTOR 5	LAP TIME	MPH	DIFF	TIME OF DAY	
1-	OUTLAP	69.1	40.744	17.169 113.3	17.270	35.486 90.6			09:03:02.953	
2-	29.215 73.5	39.524	16.606 119.1	17.126	34.841 92.6	2:17.312	65.21	13.148	09:05:20.265	
3-	28.553 72.7	38.840	16.558 122.0	16.427	33.905 93.9	2:14.283	66.68	10.119	09:07:34.548	
4-	28.858 75.5	37.582	16.291 122.9	16.282	IN PIT	2:13.342 P	67.15	9.178	09:09:47.890	
5-	OUTLAP	76.9	36.851	16.187 127.0	15.587	32.890 93.2	7:13.823	20.64	5:09.659 09:17:01.713	
6-	28.581 79.1	37.440	16.361 122.0	15.936	33.792 96.1	2:12.110	67.78	7.946	09:19:13.823	
7-	28.794 74.8	36.730	15.848 126.1	15.538	32.603 91.1	2:09.513 (3)	69.13	5.349	09:21:23.336	
8-	27.504 79.0	36.589	15.888 124.5	15.602	33.100 94.7	2:08.683 (2)	69.58	4.519	09:23:32.019	
9-	26.928 81.2	35.370	15.569 130.8	14.864	31.433 97.3	2:04.164 (1)	72.11		09:25:36.183	

P5 55		Kevin KEYES				Kawasaki - Team #109				
IDEAL LAP TIME : 2:04.258		BEST LAP TIME : 2:04.388				DIFFERENCE : 0.130				
LAP	SECTOR 1	SECTOR 2	SECTOR 3	SECTOR 4	SECTOR 5	LAP TIME	MPH	DIFF	TIME OF DAY	
1-	OUTLAP	66.5	41.389	16.969 120.0	16.792	35.069 96.6			09:05:32.564	
2-	27.950 70.7	36.411	15.746 132.1	15.436	32.591 99.2	2:08.134	69.88	3.746	09:07:40.698	
3-	26.669 80.2	36.124	15.767 130.0	15.269	32.542 98.9	2:06.371 (2)	70.85	1.983	09:09:47.069	
4-	26.125 81.4	35.193	15.643 124.9	15.345	32.082 97.8	2:04.388 (1)	71.98		09:11:51.457	

Weather / Track : Drizzle / Wet

Donington Park GP

Circuit Length = 2.4873 miles

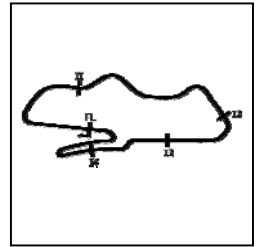
Start: 09:00 Flag 09:25 End: 09:28

MCRCB BULLETIN TK002

2018 Bennetts British Superbike Championship - Round 1

2018 Pirelli National Superstock 600 Championship with Black Horse

FREE PRACTICE 1 - SECTOR ANALYSIS



SECTOR 1 = FL to I1, SECTOR 2 = I1 to I2, SECTOR 3 = I2 to I3, SECTOR 4 = I3 to I4, SECTOR 5 = I4 to FL, DIFF = Difference To Personal Best Lap, P = Crossed Finish Line in Pit Lane, D = Time Disallowed

5-	27.409	76.6	39.007	17.009	113.5	17.463	IN PIT		2:12.808	P	67.42	8.420	09:14:04.265
6-	OUTLAP	71.3	38.917	16.593	129.8	15.899	33.427	96.5	5:22.536		27.76	3:18.148	09:19:26.801
7-	26.510	79.8	35.906	15.904	131.3	15.776	32.833	97.6	2:06.929		70.54	2.541	09:21:33.730
8-	26.586	80.4	36.400	16.097	124.5	16.236	32.609	97.8	2:07.928		69.99	3.540	09:23:41.658
9-	26.267	79.8	36.561	15.689	132.6	15.215	32.736	97.5	2:06.468	(3)	70.80	2.080	09:25:48.126

P6	7	Aaron WRIGHT					Yamaha - Jezaro.com			
IDEAL LAP TIME :		BEST LAP TIME : 2:04.655			DIFFERENCE :					

LAP	SECTOR 1	SECTOR 2	SECTOR 3	SECTOR 4	SECTOR 5	LAP TIME	MPH	DIFF	TIME OF DAY
1-									09:03:05.961
2-						2:12.909	67.37	8.254	09:05:18.870
3-						2:13.171	67.24	8.516	09:07:32.041
4-						2:12.511	67.57	7.856	09:09:44.552
5-						2:07.621 (3)	70.16	2.966	09:11:52.173
6-						2:09.217	69.29	4.562	09:14:01.390
7-						2:06.949 (2)	70.53	2.294	09:16:08.339
8-						2:04.655 (1)	71.83		09:18:12.994
9-						2:08.769	69.53	4.114	09:20:21.763
10-						2:08.911	69.46	4.256	09:22:30.674

P7	5	Aaron CLARKE					Yamaha - Draper Racing			
IDEAL LAP TIME :		BEST LAP TIME : 2:04.821			DIFFERENCE : 0.457					

LAP	SECTOR 1	SECTOR 2	SECTOR 3	SECTOR 4	SECTOR 5	LAP TIME	MPH	DIFF	TIME OF DAY				
1-									09:02:26.165				
2-	27.750	77.4	37.658	16.255	124.2	15.655	32.848	97.6	2:10.166	68.79	5.345	09:04:36.331	
3-	26.358	83.4	35.703	15.618	125.4	15.706	32.599	97.1	2:05.384 (3)	71.41	0.563	09:06:41.715	
4-	28.125	77.7	41.536	18.856	98.1	17.390	IN PIT		2:18.395	P	64.70	13.574	09:09:00.110
5-	OUTLAP	72.8	38.164	16.658	123.1	15.703	33.394	96.0	9:56.870		15.00	7:52.049	09:18:56.980
6-	26.711	82.7	35.646	15.607	126.6	15.159	32.115	97.8	2:05.238 (2)	71.49	0.417	09:21:02.218	
7-	26.118	84.5	35.418	15.693	124.9	15.298	32.294	97.6	2:04.821 (1)	71.73			09:23:07.039
8-	27.982	75.8	40.332	17.828	107.7	17.546	IN PIT		2:16.928	P	65.39	12.107	09:25:23.967

P8	34	Aaron SILVESTER					Yamaha - A & J Racing			
IDEAL LAP TIME :		BEST LAP TIME : 2:05.583			DIFFERENCE : 0.994					

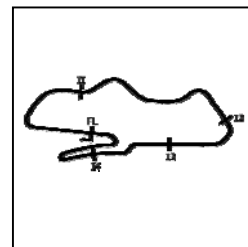
LAP	SECTOR 1	SECTOR 2	SECTOR 3	SECTOR 4	SECTOR 5	LAP TIME	MPH	DIFF	TIME OF DAY				
1-	OUTLAP	68.7	41.749	16.795	112.5	16.879	34.606	91.9					09:02:27.915
2-	28.123	82.2	38.356	16.315	127.8	15.703	34.396	86.8	2:12.893		67.38	7.310	09:04:40.808
3-	27.367	81.0	36.482	15.769	130.0	15.199	33.771	93.9	2:08.588 (3)		69.63	3.005	09:06:49.396
4-	28.279	85.0	35.977	15.591	130.8	15.195	32.635	95.4	2:07.677 (2)		70.13	2.094	09:08:57.073
5-	26.717	83.3	34.813	15.280	130.0	15.270	33.503	95.7	2:05.583 (1)	71.30			09:11:02.656
6-	27.422	82.9	35.978	15.761	125.4	15.533	34.506	96.0	2:09.200		69.30	3.617	09:13:11.856
7-	27.725	83.7	35.872	15.381	128.3	15.144	IN PIT		2:08.026	P	69.94	2.443	09:15:19.882

P9	31	Alex WOOD					Yamaha - Paul Veazey Racing			
IDEAL LAP TIME :		BEST LAP TIME : 2:05.630			DIFFERENCE : 0.684					

LAP	SECTOR 1	SECTOR 2	SECTOR 3	SECTOR 4	SECTOR 5	LAP TIME	MPH	DIFF	TIME OF DAY				
1-	OUTLAP	63.3	42.070	17.171	117.3	17.458	37.980	95.4					09:04:13.443
2-	28.984	65.9	38.678	16.623	125.9	17.303	36.072	96.9	2:17.660		65.04	12.030	09:06:31.103
3-	29.232	69.8	37.334	15.888	128.0	15.905	33.997	97.1	2:12.356		67.65	6.726	09:08:43.459
4-	27.912	72.2	35.761	16.437	117.7	16.699	34.252	96.9	2:11.061 (3)		68.32	5.431	09:10:54.520
5-	28.103	76.6	37.859	16.516	124.5	15.957	34.159	97.2	2:12.594		67.53	6.964	09:13:07.114
6-	28.720	69.1	36.775	16.089	128.3	15.700	33.658	97.8	2:10.942 (2)		68.38	5.312	09:15:18.056
7-	28.169	73.3	35.968	15.612	128.5	15.265	38.625	58.8	2:13.639		67.00	8.009	09:17:31.695
8-	28.646	75.3	36.501	15.786	128.8	15.320	IN PIT		2:11.606	P	68.03	5.976	09:19:43.301
9-	OUTLAP	76.2	35.698	15.485	129.5	15.085	31.979	97.3	3:18.172		45.18	1:12.542	09:23:01.473
10-	26.818	76.3	35.579	15.523	129.3	15.120	32.590	97.2	2:05.630 (1)	71.27			09:25:07.103

Weather / Track : Drizzle / Wet

Donington Park GP
 Circuit Length = 2.4873 miles
 Start: 09:00 Flag 09:25 End: 09:28

MCRCB BULLETIN TK002**2018 Bennetts British Superbike Championship - Round 1****2018 Pirelli National Superstock 600 Championship with Black Horse****FREE PRACTICE 1 - SECTOR ANALYSIS**

SECTOR 1 = FL to I1, SECTOR 2 = I1 to I2, SECTOR 3 = I2 to I3, SECTOR 4 = I3 to I4, SECTOR 5 = I4 to FL, DIFF = Difference To Personal Best Lap, P = Crossed Finish Line in Pit Lane, D = Time Disallowed

P10 2 TJ TOMS		Kawasaki - Squidge Racing							
IDEAL LAP TIME : 2:05.950		BEST LAP TIME : 2:05.981		DIFFERENCE : 0.031					
LAP	SECTOR 1	SECTOR 2	SECTOR 3	SECTOR 4	SECTOR 5	LAP TIME	MPH	DIFF	TIME OF DAY
1 -	64.0	41.957	17.097 99.8	17.494	IN PIT	P			09:02:28.865
2 -	OUTLAP	69.6	39.711	17.138 95.1	18.247	IN PIT	4:00.717 P	37.19	1:54.736 09:06:29.582
3 -	OUTLAP	65.7	39.422	16.208 117.9	16.038	33.262	96.4	14:22.111	10.38 12:16.130 09:20:51.693
4 -	28.137	74.5	36.594	15.783 120.0	15.371	32.382	97.5	2:08.267 (2)	69.81 2.286 09:22:59.960
5 -	27.076	77.3	35.684	15.526 122.0	15.282	32.413	96.9	2:05.981 (1)	71.07 09:25:05.941

P11 66 Cameron FRASER		Yamaha - Jones Dorling Racing							
IDEAL LAP TIME : 2:06.803		BEST LAP TIME : 2:07.438		DIFFERENCE : 0.635					
LAP	SECTOR 1	SECTOR 2	SECTOR 3	SECTOR 4	SECTOR 5	LAP TIME	MPH	DIFF	TIME OF DAY
1 -	OUTLAP	76.3	38.007	16.211 116.3	16.237	35.849	90.0		09:06:01.397
2 -	27.822	75.5	38.842	16.925 112.4	16.872	35.147	94.2	2:15.608	66.03 8.170 09:08:17.005
3 -	27.890	79.0	37.102	16.371 113.1	16.567	35.042	92.4	2:12.972	67.34 5.534 09:10:29.977
4 -	27.478	80.5	36.595	16.023 117.9	16.082	34.326	90.0	2:10.504	68.61 3.066 09:12:40.481
5 -	26.728	79.8	35.686	15.966 116.1	15.897	34.396	91.4	2:08.673 (2)	69.59 1.235 09:14:49.154
6 -	27.286	76.5	36.520	15.986 119.1	15.970	35.386	83.1	2:11.148	68.27 3.710 09:17:00.302
7 -	27.895	75.3	37.401	16.402 117.9	16.133	34.760	94.1	2:12.591	67.53 5.153 09:19:12.893
8 -	27.035	80.7	36.019	15.820 117.9	15.962	34.906	92.0	2:09.742 (3)	69.01 2.304 09:21:22.635
9 -	27.367	72.5	36.506	15.793 122.6	15.925	34.171	90.6	2:09.762	69.00 2.324 09:23:32.397
10 -	26.877	80.5	36.172	15.618 123.3	15.309	33.462	93.4	2:07.438 (1)	70.26 09:25:39.835

P12 69 Caolán IRWIN		Yamaha - Irwin Racing							
IDEAL LAP TIME : 2:07.101		BEST LAP TIME : 2:07.547		DIFFERENCE : 0.446					
LAP	SECTOR 1	SECTOR 2	SECTOR 3	SECTOR 4	SECTOR 5	LAP TIME	MPH	DIFF	TIME OF DAY
1 -	OUTLAP	59.3	49.035	17.687 112.4	16.915	35.540	88.8		09:03:01.096
2 -	29.766	68.7	39.965	16.722 115.5	16.183	33.207	95.5	2:15.843	65.91 8.296 09:05:16.939
3 -	28.307	70.9	38.841	16.607 118.7	15.670	33.097	95.0	2:12.522	67.56 4.975 09:07:29.461
4 -	28.246	74.8	37.471	16.103 123.8	15.417	33.018	94.3	2:10.255	68.74 2.708 09:09:39.716
5 -	27.931	73.0	37.772	20.084 75.5	15.963	32.007	97.3	2:13.757	66.94 6.210 09:11:53.473
6 -	27.956	73.1	38.547	16.984 112.2	16.309	41.039	74.7	2:20.835	63.58 13.288 09:14:14.308
7 -	28.916	70.8	38.211	16.592 120.6	15.606	32.877	94.5	2:12.202	67.73 4.655 09:16:26.510
8 -	27.173	76.8	36.868	15.961 127.3	15.172	32.539	93.9	2:07.713 (2)	70.11 0.166 09:18:34.223
9 -	27.095	76.5	36.989	16.031 127.0	15.170	32.262	95.0	2:07.547 (1)	70.20 09:20:41.770
10 -	27.488	75.7	37.015	16.249 123.3	15.642	32.830	92.5	2:09.224	69.29 1.677 09:22:50.994
11 -	27.494	75.7	37.152	16.441 121.7	15.373	32.461	94.2	2:08.921 (3)	69.45 1.374 09:24:59.915
12 -	31.614	68.4	46.682	17.809 110.0	16.891	IN PIT		2:30.815 P	59.37 23.268 09:27:30.730

P13 16 Luke HOPKINS		Yamaha - Hopkins Racing							
IDEAL LAP TIME : 2:07.322		BEST LAP TIME : 2:07.883		DIFFERENCE : 0.561					
LAP	SECTOR 1	SECTOR 2	SECTOR 3	SECTOR 4	SECTOR 5	LAP TIME	MPH	DIFF	TIME OF DAY
1 -	OUTLAP	74.8	39.087	16.720 117.5	17.384	36.913	96.5		09:02:31.773
2 -	29.157	74.2	39.330	17.464 108.9	18.098	IN PIT		2:22.486 P	62.84 14.603 09:04:54.259
3 -	OUTLAP	73.5	38.010	16.391 121.5	15.968	34.518	96.6	3:04.204	48.61 56.321 09:07:58.463
4 -	28.602	80.0	37.369	16.604 121.1	15.644	33.986	95.5	2:12.205 (3)	67.73 4.322 09:10:10.668
5 -	28.077	77.2	36.644	15.741 122.2	16.141	33.861	96.0	2:10.464 (2)	68.63 2.581 09:12:21.132
6 -	27.030	83.6	36.205	15.801 122.2	15.475	33.372	96.8	2:07.883 (1)	70.02 09:14:29.015
7 -	26.529	78.4	38.073	16.438 114.9	16.670	IN PIT		2:10.286 P	68.72 2.403 09:16:39.301

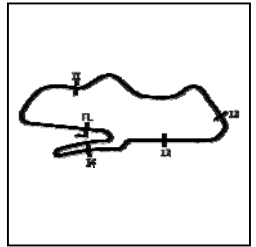
P14 3 Mark CLAYTON		Yamaha - KSM Racing							
IDEAL LAP TIME : 2:07.990		BEST LAP TIME : 2:08.345		DIFFERENCE : 0.355					
LAP	SECTOR 1	SECTOR 2	SECTOR 3	SECTOR 4	SECTOR 5	LAP TIME	MPH	DIFF	TIME OF DAY
1 -	63.0	41.275	16.872 117.1	16.457	35.630	94.9			09:02:27.129
2 -	28.273	75.4	43.361	18.283 106.8	17.048	37.059	94.9	2:24.024	62.17 15.679 09:04:51.153
3 -	28.997	71.0	39.751	16.978 117.5	16.403	35.851	94.5	2:17.980	64.89 9.635 09:07:09.133
4 -	29.748	74.3	39.055	17.081 117.9	16.285	35.987	96.2	2:18.156	64.81 9.811 09:09:27.289
5 -	28.339	77.0	37.895	16.353 124.0	15.811	34.727	96.4	2:13.125	67.26 4.780 09:11:40.414
6 -	27.917	78.7	36.817	16.117 125.2	15.701	34.368	96.8	2:10.920 (3)	68.39 2.575 09:13:51.334

Donington Park GP

Circuit Length = 2.4873 miles

Start: 09:00 Flag 09:25 End: 09:28

Weather / Track : Drizzle / Wet



FREE PRACTICE 1 - SECTOR ANALYSIS

SECTOR 1 = FL to I1, SECTOR 2 = I1 to I2, SECTOR 3 = I2 to I3, SECTOR 4 = I3 to I4, SECTOR 5 = I4 to FL, DIFF = Difference To Personal Best Lap, P = Crossed Finish Line in Pit Lane, D = Time Disallowed

7-	28.131	76.0	37.475	16.165	122.9	15.610	IN PIT		2:11.818	P	67.93	3.473	09:16:03.152
8-	OUTLAP	73.9	39.927	16.250	121.5	15.522	34.211	95.8	3:58.594		37.53	1:50.249	09:20:01.746
9-	27.270	81.1	36.536	15.983	127.8	15.366	33.850	97.2	2:09.005	(2)	69.41	0.660	09:22:10.751
10-	27.011	80.5	35.972	15.927	129.5	15.230	34.205	95.8	2:08.345	(1)	69.76		09:24:19.096
11-	27.616	81.8	38.007	16.443	119.4	15.979	IN PIT		2:12.932	P	67.36	4.587	09:26:32.028

P15 9 **Aaron CLIFFORD** Kawasaki - Clifford Racing
IDEAL LAP TIME : 2:08.118 BEST LAP TIME : 2:08.633 DIFFERENCE : 0.515

LAP	SECTOR 1	SECTOR 2	SECTOR 3	SECTOR 4	SECTOR 5	LAP TIME	MPH	DIFF	TIME OF DAY				
1-	OUTLAP	75.1	38.577	16.754	119.8	15.871	33.171	94.1					09:02:55.147
2-	27.109	84.4	36.812	16.479	120.4	15.862	32.371	93.9	2:08.633	(1)	69.61		09:05:03.780

P16 26 **Adam HARTGROVE** Yamaha - Adam Hartgrove Racing
IDEAL LAP TIME : 2:08.934 BEST LAP TIME : 2:08.934 DIFFERENCE : 0.000

LAP	SECTOR 1	SECTOR 2	SECTOR 3	SECTOR 4	SECTOR 5	LAP TIME	MPH	DIFF	TIME OF DAY				
1-	OUTLAP	63.6	44.717	17.357	101.8	18.291	37.242	87.8					09:03:55.231
2-	30.594	65.9	41.865	17.672	98.2	18.587	36.532	91.8	2:25.250		61.64	16.316	09:06:20.481
3-	28.645	74.5	39.415	16.675	111.6	17.241	35.467	91.9	2:17.443		65.15	8.509	09:08:37.924
4-	28.385	74.8	38.810	17.244	107.3	17.684	36.337	92.8	2:18.460		64.67	9.526	09:10:56.384
5-	28.418	74.6	38.598	16.539	112.7	17.074	34.554	94.9	2:15.183	(3)	66.23	6.249	09:13:11.567
6-	27.792	79.2	38.068	16.662	101.2	17.515	IN PIT		2:16.929	P	65.39	7.995	09:15:28.496
7-	OUTLAP	74.5	38.051	16.191	113.9	16.407	35.247	92.5	4:11.135		35.65	2:02.201	09:19:39.631
8-	27.455	77.4	36.765	16.075	114.3	16.430	33.762	93.5	2:10.487	(2)	68.62	1.553	09:21:50.118
9-	26.805	79.7	36.297	15.937	116.1	16.280	33.615	97.9	2:08.934	(1)	69.44		09:23:59.052
10-	26.918	79.1	38.564	17.511	102.7	17.695	IN PIT		2:17.051	P	65.33	8.117	09:26:16.103

P17 10 **Joe SHELDON-SHAW** Kawasaki - Via Moto Racing
IDEAL LAP TIME : 2:11.059 BEST LAP TIME : 2:11.741 DIFFERENCE : 0.682

LAP	SECTOR 1	SECTOR 2	SECTOR 3	SECTOR 4	SECTOR 5	LAP TIME	MPH	DIFF	TIME OF DAY				
1-	OUTLAP	67.6	39.157	16.341	121.3	16.697	33.686	98.2					09:04:02.463
2-	28.083	70.8	39.240	16.926	116.5	17.266	34.337	96.9	2:15.852		65.91	4.111	09:06:18.315
3-	27.961	76.1	37.559	16.471	124.0	16.229	33.521	96.5	2:11.741	(1)	67.97		09:08:30.056
4-	28.676	78.1	39.770	16.514	122.9	15.922	IN PIT		2:14.032	P	66.80	2.291	09:10:44.088
5-	OUTLAP	70.5	39.354	16.609	124.2	16.900	36.082	96.2	6:09.885		24.20	3:58.144	09:16:53.973
6-	28.937	73.5	41.062	16.793	120.6	16.509	34.963	90.1	2:18.264		64.76	6.523	09:19:12.237
7-	31.270	75.4	38.879	16.674	117.5	16.367	34.188	96.6	2:17.378		65.18	5.637	09:21:29.615
8-	27.896	77.4	38.874	16.335	125.2	16.031	34.615	97.2	2:13.751	(3)	66.94	2.010	09:23:43.366
9-	27.731	80.1	38.084	16.520	123.3	15.913	33.748	96.2	2:11.996	(2)	67.83	0.255	09:25:55.362

P18 77 **Matty WHELAN** MV Agusta - Blueline Bennetts MV Agusta
IDEAL LAP TIME : 2:14.173 BEST LAP TIME : 2:14.173 DIFFERENCE : 0.000

LAP	SECTOR 1	SECTOR 2	SECTOR 3	SECTOR 4	SECTOR 5	LAP TIME	MPH	DIFF	TIME OF DAY				
1-	OUTLAP	58.4	43.299	18.900	104.5	17.480	36.175	82.9					09:14:33.627
2-	30.040	65.8	39.575	17.598	115.3	16.936	35.434	86.1	2:19.583	(3)	64.15	5.410	09:16:53.210
3-	29.342	69.1	40.779	17.466	118.9	17.295	35.642	92.5	2:20.524		63.72	6.351	09:19:13.734
4-	28.647	69.6	38.500	17.311	118.1	15.924	33.791	86.9	2:14.173	(1)	66.73		09:21:27.907
5-	29.251	69.8	39.762	17.828	118.7	16.593	34.880	86.7	2:18.314	(2)	64.74	4.141	09:23:46.221
6-	30.061	69.9	40.314	18.302	117.3	16.748	36.054	78.2	2:21.479		63.29	7.306	09:26:07.700

P19 44 **Ewan POTTER** Yamaha - Jones Dorling Racing
IDEAL LAP TIME : 2:16.226 BEST LAP TIME : 2:16.939 DIFFERENCE : 0.713

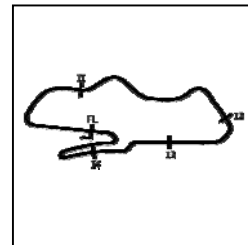
LAP	SECTOR 1	SECTOR 2	SECTOR 3	SECTOR 4	SECTOR 5	LAP TIME	MPH	DIFF	TIME OF DAY				
1-	OUTLAP	58.0	45.774	18.301	96.8	19.060	37.531	88.6					09:05:15.311
2-	31.460	61.9	41.909	17.735	101.6	18.258	35.689	87.4	2:25.051		61.73	8.112	09:07:40.362
3-	31.473	70.1	38.636	17.032	109.1	17.655	IN PIT		2:22.163	P	62.98	5.224	09:10:02.525
4-	OUTLAP	67.7	39.149	17.247	109.2	18.239	36.180	91.0	4:18.915		34.58	2:01.976	09:14:21.440
5-	30.229	68.1	40.828	17.059	114.5	17.439	35.937	88.1	2:21.492		63.28	4.553	09:16:42.932
6-	29.862	69.3	38.149	16.937	114.3	17.397	35.182	92.0	2:17.527	(3)	65.11	0.588	09:19:00.459
7-	30.176	71.3	39.510	17.130	106.8	17.707	35.918	90.8	2:20.441		63.75	3.502	09:21:20.900

Donington Park GP
Circuit Length = 2.4873 miles
Start: 09:00 Flag 09:25 End: 09:28

2018 Bennetts British Superbike Championship - Round 1

2018 Pirelli National Superstock 600 Championship with Black Horse

FREE PRACTICE 1 - SECTOR ANALYSIS



SECTOR 1 = FL to I1, SECTOR 2 = I1 to I2, SECTOR 3 = I2 to I3, SECTOR 4 = I3 to I4, SECTOR 5 = I4 to FL, DIFF = Difference To Personal Best Lap, P = Crossed Finish Line in Pit Lane, D = Time Disallowed

8-	29.077	71.0	38.856	16.937	115.5	16.935	35.134	91.1	2:16.939 (1)	65.39		09:23:37.839
9-	29.279	72.7	38.821	17.185	115.1	16.957	35.128	90.9	2:17.370 (2)	65.18	0.431	09:25:55.209

P20		4		Connor MOODY			Kawasaki - Steelmate Racing					
IDEAL LAP TIME :		2:20.797		BEST LAP TIME :			2:21.743		DIFFERENCE : 0.946			
LAP	SECTOR 1	SECTOR 2	SECTOR 3	SECTOR 4	SECTOR 5	LAP TIME	MPH	DIFF	TIME OF DAY			
1-	OUTLAP	55.1	47.146	19.950	89.3	20.241	42.636	80.2		09:04:55.276		
2-	32.406	68.8	42.962	18.705	97.9	18.525	39.152	84.0	2:31.750	59.00	10.007	09:07:27.026
3-	31.995	66.4	42.441	18.619	93.5	19.086	IN PIT		2:27.959 P	60.51	6.216	09:09:54.985
4-	OUTLAP	63.6	43.351	18.385	97.3	18.571	38.181	82.8	4:15.219	35.08	1:53.476	09:14:10.204
5-	31.483	70.5	41.875	18.083	100.7	18.263	37.215	83.0	2:26.919	60.94	5.176	09:16:37.123
6-	30.264	73.3	39.499	17.542	105.8	17.865	36.903	84.0	2:22.073 (2)	63.02	0.330	09:18:59.196
7-	30.671	73.9	39.636	17.218	108.5	17.891	38.551	69.6	2:23.967 (3)	62.19	2.224	09:21:23.163
8-	30.916	73.7	40.937	17.496	107.8	18.021	37.856	83.3	2:25.226	61.65	3.483	09:23:48.389
9-	30.449	72.3	39.933	17.545	108.2	17.339	36.477	83.8	2:21.743 (1)	63.17		09:26:10.132

P21		14		Louis VALLELEY			Kawasaki - Pharaoh Racing					
IDEAL LAP TIME :		2:18.374		BEST LAP TIME :			2:22.115		DIFFERENCE : 3.741			
LAP	SECTOR 1	SECTOR 2	SECTOR 3	SECTOR 4	SECTOR 5	LAP TIME	MPH	DIFF	TIME OF DAY			
1-	OUTLAP	66.8	42.356	18.549	90.5	19.889	38.185	80.9				09:10:20.374
2-	30.588	72.1	39.471	17.953	101.0	17.630	36.473	83.4	2:22.115 (1)	63.00		09:12:42.489
3-	29.207	77.4	40.362	17.840	96.4	18.084	IN PIT		2:18.960 P	64.43		09:15:01.449
4-	OUTLAP	76.6	38.177	17.298	105.1	17.430	IN PIT		4:02.666 P	36.90	1:40.551	09:19:04.115
5-	OUTLAP	71.8	40.267	17.734	108.7	17.219	IN PIT		6:29.091 P	23.01	4:06.976	09:25:33.206

P22		6		Conor WHEELER			Yamaha - Conor Wheeler Racing					
IDEAL LAP TIME :		2:36.172		BEST LAP TIME :			2:37.037		DIFFERENCE : 0.865			
LAP	SECTOR 1	SECTOR 2	SECTOR 3	SECTOR 4	SECTOR 5	LAP TIME	MPH	DIFF	TIME OF DAY			
1-	OUTLAP	53.4	52.817	20.879	68.4	22.955	45.976	82.1				09:05:30.683
2-	36.296	56.1	48.611	20.151	75.4	21.405	43.730	85.1	2:50.193 (3)	52.61	13.156	09:08:20.876
3-	36.481	57.2	47.518	19.792	79.8	20.989	IN PIT		2:48.413 P	53.16	11.376	09:11:09.289
4-	OUTLAP	59.8	46.272	19.416	79.3	20.532	42.689	84.5	5:48.719	25.67	3:11.682	09:16:58.008
5-	33.982	63.2	46.589	19.770	80.3	20.456	42.468	84.0	2:43.265 (2)	54.84	6.228	09:19:41.273
6-	33.496	65.9	43.563	18.990	84.9	19.386	41.602	80.6	2:37.037 (1)	57.02		09:22:18.310
7-	32.826	64.7	43.423	18.935	84.0	20.590	IN PIT		2:38.779 P	56.39	1.742	09:24:57.089

P23		27		Jamie ASHBY			Yamaha - JPA Racing / Davison Transport					
IDEAL LAP TIME :		2:38.938		BEST LAP TIME :			2:38.938		DIFFERENCE : 0.000			
LAP	SECTOR 1	SECTOR 2	SECTOR 3	SECTOR 4	SECTOR 5	LAP TIME	MPH	DIFF	TIME OF DAY			
1-	OUTLAP	48.4	50.356	21.695	65.0	21.218	42.698	57.0				09:03:49.027
2-	36.447	61.3	43.862	19.284	77.6	19.656	39.689	67.9	2:38.938 (1)	56.33		09:06:27.965

P24		17		Josh WOOD			Kawasaki - Wood Racing					
IDEAL LAP TIME :		2:17.839		BEST LAP TIME :					DIFFERENCE :			
LAP	SECTOR 1	SECTOR 2	SECTOR 3	SECTOR 4	SECTOR 5	LAP TIME	MPH	DIFF	TIME OF DAY			
1-	OUTLAP	73.1	40.426	16.426	117.5	16.909	36.983	94.1				09:06:07.220
2-	29.014	73.9	39.393	16.287	119.1	16.162	IN PIT		2:14.657 P	66.49		09:08:21.877

P25		58		Cameron LEE			Yamaha - Allied Motorsport					
IDEAL LAP TIME :				BEST LAP TIME :					DIFFERENCE :			
LAP	SECTOR 1	SECTOR 2	SECTOR 3	SECTOR 4	SECTOR 5	LAP TIME	MPH	DIFF	TIME OF DAY			
1-	OUTLAP	62.8	45.694	17.355	116.7	17.733	IN PIT		P			09:07:32.517

MCRCB BULLETIN TK003

2018 Bennetts British Superbike Championship - Round 1

2018 Pirelli National Superstock 600 Championship with Black Horse

FREE PRACTICE 1 - BEST SECTORS

SECTOR 1		SECTOR 2		SECTOR 3		SECTOR 4		SECTOR 5		IDEAL / BEST COMPARISON											
POS	NO	TIME	NO	TIME	NO	TIME	NO	TIME	NO	TIME	POS	NO	NAME	IDEAL	BEST	DIFF					
														PERFECT LAP	2:01.100						
1	41	WAR	25.970	41	WAR	34.262	41	WAR	14.980	41	WAR	14.590	41	WAR	31.298	1	41	WARD	2:01.100	2:01.162	0.062
2	5	CLA	26.118	42	HOL	34.802	32	PIP	15.185	8	NEW	14.864	8	NEW	31.433	2	42	HOLME	2:03.152	2:04.094	0.942
3	42	HOL	26.125	34	SIL	34.813	34	SIL	15.280	42	HOL	15.012	42	HOL	31.701	3	32	PIPER	2:03.559	2:03.677	0.118
4	55	KEY	26.125	32	PIP	34.926	31	WOO	15.485	31	WOO	15.085	32	PIP	31.912	4	8	NEWSTEAD	2:04.164	2:04.164	0.000
5	32	PIP	26.302	55	KEY	35.193	42	HOL	15.512	5	CLA	15.106	31	WOO	31.979	5	55	KEYES	2:04.258	2:04.388	0.130
6	16	HOP	26.529	8	NEW	35.370	2	TOM	15.526	34	SIL	15.144	69	IRW	32.007	6	5	CLARKE	2:04.364	2:04.821	0.457
7	9	CLI	26.594	5	CLA	35.418	8	NEW	15.569	69	IRW	15.170	55	KEY	32.082	7	34	SILVESTER	2:04.589	2:05.583	0.994
8	34	SIL	26.717	31	WOO	35.579	5	CLA	15.607	55	KEY	15.215	5	CLA	32.115	8	31	WOOD	2:04.946	2:05.630	0.684
9	66	FRA	26.728	2	TOM	35.684	66	FRA	15.618	3	CLA	15.230	9	CLI	32.371	9	2	TOMS	2:05.950	2:05.981	0.031
10	26	HAR	26.805	66	FRA	35.686	55	KEY	15.643	32	PIP	15.234	2	TOM	32.382	10	66	FRASER	2:06.803	2:07.438	0.635
11	31	WOO	26.818	3	CLA	35.972	16	HOP	15.741	2	TOM	15.282	34	SIL	32.635	11	69	IRWIN	2:07.101	2:07.547	0.446
12	8	NEW	26.928	16	HOP	36.205	3	CLA	15.927	66	FRA	15.309	16	HOP	33.372	12	16	HOPKINS	2:07.322	2:07.883	0.561
13	3	CLA	27.011	26	HAR	36.297	26	HAR	15.937	16	HOP	15.475	66	FRA	33.462	13	3	CLAYTON	2:07.990	2:08.345	0.355
14	2	TOM	27.076	9	CLI	36.812	69	IRW	15.961	9	CLI	15.862	10	SHE	33.521	14	9	CLIFFORD	2:08.118	2:08.633	0.515
15	69	IRW	27.095	69	IRW	36.868	17	WOO	16.287	10	SHE	15.913	26	HAR	33.615	15	26	HARTGROVE	2:08.934	2:08.934	0.000
16	10	SHE	27.731	10	SHE	37.559	10	SHE	16.335	77	WHE	15.924	77	WHE	33.791	16	10	SHELDON-SHAW	2:11.059	2:11.741	0.682
17	77	WHE	28.647	44	POT	38.149	9	CLI	16.479	17	WOO	16.162	3	CLA	33.850	17	77	WHELAN	2:14.173	2:14.173	0.000
18	17	WOO	29.014	14	VAL	38.177	44	POT	16.937	26	HAR	16.280	44	POT	35.128	18	44	POTTER	2:16.226	2:16.939	0.713
19	44	POT	29.077	77	WHE	38.500	4	MOO	17.218	44	POT	16.935	14	VAL	36.473	19	17	WOOD	2:17.839		
20	14	VAL	29.207	17	WOO	39.393	14	VAL	17.298	14	VAL	17.219	4	MOO	36.477	20	14	VALLELEY	2:18.374	2:22.115	3.741
21	4	MOO	30.264	4	MOO	39.499	77	WHE	17.311	4	MOO	17.339	17	WOO	36.983	21	4	MOODY	2:20.797	2:21.743	0.946
22	6	WHE	32.826	6	WHE	43.423	58	LEE	17.355	58	LEE	17.733	27	ASH	39.689	22	6	WHEELER	2:36.172	2:37.037	0.865
23	27	ASH	36.447	27	ASH	43.862	6	WHE	18.935	6	WHE	19.386	6	WHE	41.602	23	27	ASHBY	2:38.938	2:38.938	0.000
24				58	LEE	45.694	27	ASH	19.284	27	ASH	19.656				24	58	LEE			
25																25	7	WRIGHT		2:04.655	

Weather / Track : Drizzle / Wet

Results can be found at www.tsl-timing.com

Donington Park GP
 Circuit Length = 2.4873 miles
 Start: 09:00 Flag 09:25 End: 09:28

Printed - 09:30 Saturday, 31 March 2018

MCRCB BULLETIN TK004**2018 Bennetts British Superbike Championship - Round 1****2018 Pirelli National Superstock 600 Championship with Black Horse****FREE PRACTICE 1 - BEST SPEEDS**

POS	INTERMEDIATE 1		INTERMEDIATE 2		INTERMEDIATE 3		INTERMEDIATE 4		FINISH LINE			
	NO	NAME	MPH	NO	NAME	MPH	NO	NAME	MPH	NO	NAME	MPH
1	42	HOLME	87.6			41	WARD	132.8		55	KEYES	99.2
2	34	SILVESTER	85.0			55	KEYES	132.6		32	PIPER	99.1
3	5	CLARKE	84.5			32	PIPER	131.0		10	SHELDON-SHAW	98.2
4	9	CLIFFORD	84.4			8	NEWSTEAD	130.8		41	WARD	97.9
5	16	HOPKINS	83.6			34	SILVESTER	130.8		26	HARTGROVE	97.9
6	41	WARD	82.5			31	WOOD	129.5		5	CLARKE	97.8
7	3	CLAYTON	81.8			3	CLAYTON	129.5		31	WOOD	97.8
8	55	KEYES	81.4			69	IRWIN	127.3		2	TOMS	97.5
9	8	NEWSTEAD	81.2			5	CLARKE	126.6		8	NEWSTEAD	97.3
10	66	FRASER	80.7			42	HOLME	126.3		69	IRWIN	97.3
11	10	SHELDON-SHAW	80.1			10	SHELDON-SHAW	125.2		3	CLAYTON	97.2
12	26	HARTGROVE	79.7			66	FRASER	123.3		16	HOPKINS	96.8
13	32	PIPER	77.5			16	HOPKINS	122.2		34	SILVESTER	96.0
14	14	VALLELEY	77.4			2	TOMS	122.0		42	HOLME	95.7
15	2	TOMS	77.3			9	CLIFFORD	120.4		66	FRASER	94.2
16	69	IRWIN	76.8			17	WOOD	119.1		9	CLIFFORD	94.1
17	31	WOOD	76.6			77	WHELAN	118.9		17	WOOD	94.1
18	4	MOODY	73.9			58	LEE	116.7		77	WHELAN	92.5
19	17	WOOD	73.9			26	HARTGROVE	116.1		44	POTTER	92.0
20	44	POTTER	72.7			44	POTTER	115.5		6	WHEELER	85.1
21	77	WHELAN	69.9			14	VALLELEY	108.7		4	MOODY	84.0
22	6	WHEELER	65.9			4	MOODY	108.5		14	VALLELEY	83.4
23	58	LEE	62.8			6	WHEELER	84.9		27	ASHBY	67.9
24	27	ASHBY	61.3			27	ASHBY	77.6				
25												

Weather / Track : Drizzle / Wet

Results can be found at www.tsl-timing.comDonington Park GP
Circuit Length = 2.4873 miles
Start: 09:00 Flag 09:25 End: 09:28

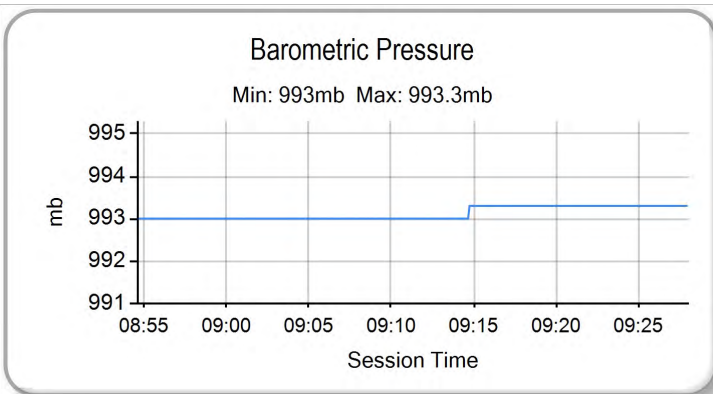
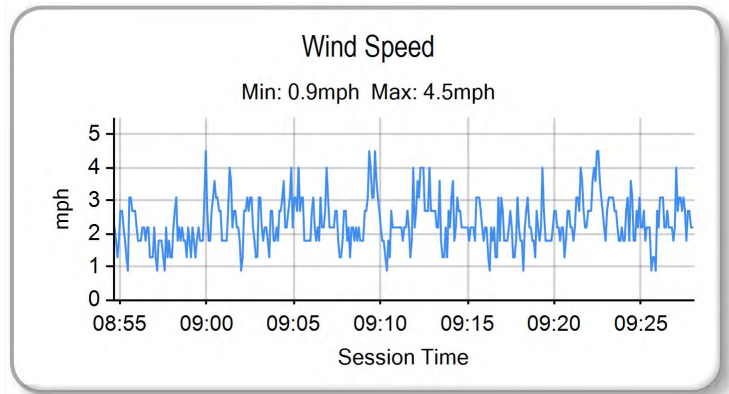
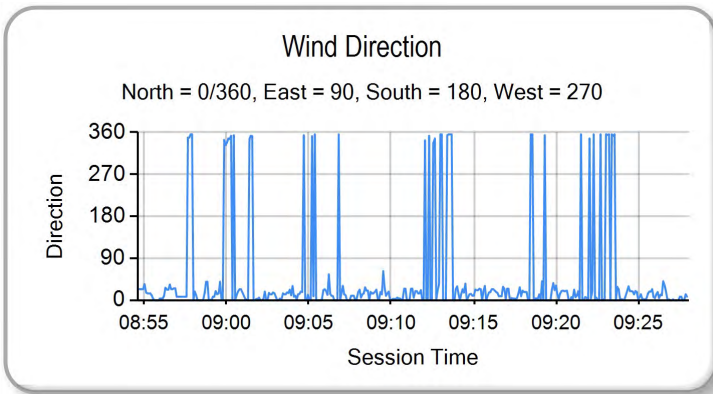
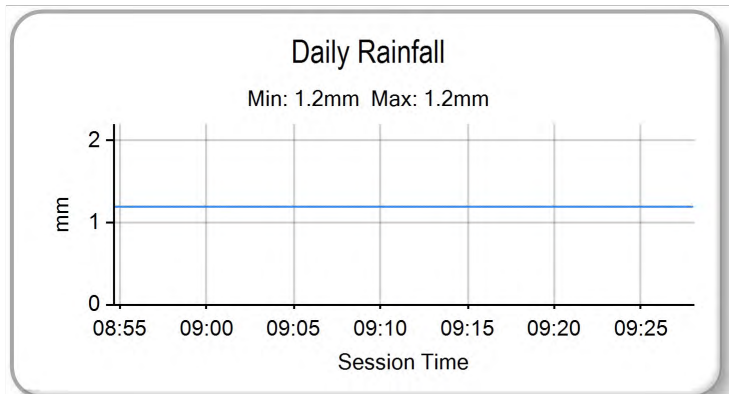
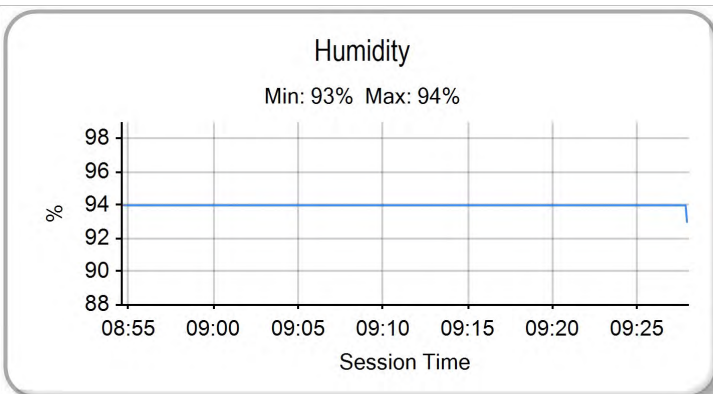
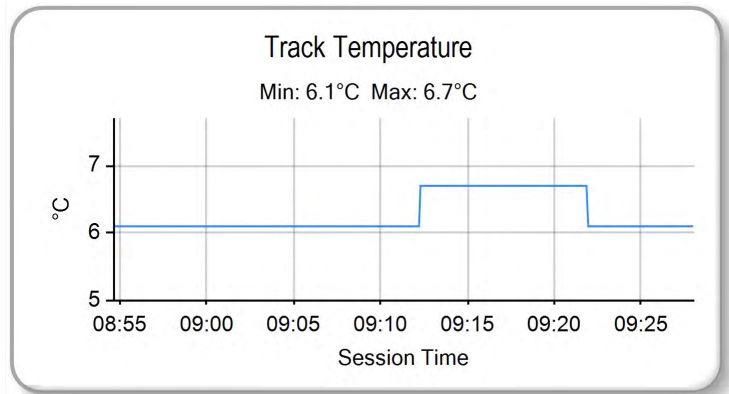
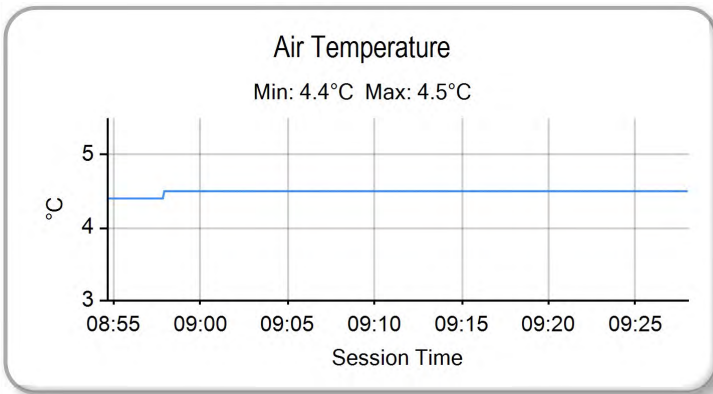
Printed - 09:30 Saturday, 31 March 2018

MCRCB BULLETIN TK005

2018 Bennetts British Superbike Championship - Round 1

2018 Pirelli National Superstock 600 Championship with Black Horse

FREE PRACTICE 1 - WEATHER CONDITIONS



Weather / Track : Drizzle / Wet

Results can be found at www.tsl-timing.com

Donington Park GP
Circuit Length = 2.4873 miles
Start: 09:00 Flag 09:25 End: 09:28

Printed - 09:30 Saturday, 31 March 2018

FREE PRACTICE 2 - CLASSIFICATION

POS	NO	NAME	ENTRY	TIME	ON	LAPS	GAP	DIFF	MPH
1	21	Ryan VICKERS	Yamaha - Mototechniks Yamaha	1:48.635	10	12			82.42
2	55	Kevin KEYES	Kawasaki - Team #109	1:49.519	13	13	0.884	0.884	81.76
3	16	Luke HOPKINS	Yamaha - Hopkins Racing	1:51.290	11	11	2.655	1.771	80.46
4	9	Aaron CLIFFORD	Kawasaki - Clifford Racing	1:51.429	11	11	2.794	0.139	80.36
5	17	Josh WOOD	Kawasaki - Wood Racing	1:51.582	8	10	2.947	0.153	80.25
6	10	Joe SHELDON-SHAW	Kawasaki - Via Moto Racing	1:51.741	12	13	3.106	0.159	80.13
7	69	Caolán IRWIN	Yamaha - Irwin Racing	1:51.999	13	13	3.364	0.258	79.95
8	8	Grant NEWSTEAD	Yamaha - Team Tinklers	1:52.093	11	11	3.458	0.094	79.88
9	41	Milo WARD	Kawasaki - G & S Racing	1:52.545	11	11	3.910	0.452	79.56
10	58	Cameron LEE	Yamaha - Allied Motorsport	1:52.714	12	12	4.079	0.169	79.44
11	34	Aaron SILVESTER	Yamaha - A & J Racing	1:52.967	11	13	4.332	0.253	79.26
12	5	Aaron CLARKE	Yamaha - Draper Racing	1:53.046	11	12	4.411	0.079	79.21
13	12	James NAGY	Kawasaki - Steelmate Racing	1:53.423	9	12	4.788	0.377	78.94
14	3	Mark CLAYTON	Yamaha - KSM Racing	1:53.487	11	13	4.852	0.064	78.90
15	2	TJ TOMS	Kawasaki - Squidge Racing	1:53.870	12	12	5.235	0.383	78.63
16	7	Aaron WRIGHT	Yamaha - Jezaro.com	1:53.990	11	12	5.355	0.120	78.55
17	14	Louis VALLELEY	Kawasaki - Pharaoh Racing	1:54.081	12	12	5.446	0.091	78.49
18	77	Matty WHELAN	MV Agusta - Blueline Bennetts MV Agusta	1:54.516	9	11	5.881	0.435	78.19
19	26	Adam HARTGROVE	Yamaha - Adam Hartgrove Racing	1:55.114	10	11	6.479	0.598	77.78
20	32	Mark PIPER	Yamaha - Pied Piper Racing	1:55.491	10	10	6.856	0.377	77.53
21	31	Alex WOOD	Yamaha - Paul Veazey Racing	1:55.643	11	11	7.008	0.152	77.43
22	66	Cameron FRASER	Yamaha - Jones Dorling Racing	1:57.031	12	13	8.396	1.388	76.51
23	44	Ewan POTTER	Yamaha - Jones Dorling Racing	1:58.819	11	11	10.184	1.788	75.36

QUALIFYING LAPTIME (110.0% of 1:48.635) = 1:59.498

24	19	James ALDERSON	Triumph - R Alderson & Sons Racing	2:00.190	11	11	11.555	1.371	74.50
25	42	Sam HOLME	Yamaha - Everquip Racing	2:01.266	2	2	12.631	1.076	73.84
26	27	Jamie ASHBY	Yamaha - JPA Racing / Davison Transport	2:04.716	5	6	16.081	3.450	71.79
27	4	Connor MOODY	Kawasaki - Steelmate Racing	2:10.331	9	10	21.696	5.615	68.70
28	6	Conor WHEELER	Yamaha - Conor Wheeler Racing	2:12.146	5	9	23.511	1.815	67.76

Weather / Track : Cloudy / Wet

These results are provisional until the conclusion of any judicial and technical matters.

Donington Park GP

Circuit Length = 2.4873 miles

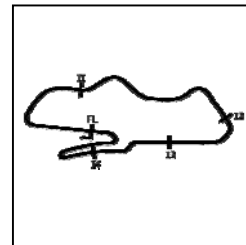
Start: 13:55 Flag 14:20 End: 14:22

Race Director :	Stewards :	Timekeeper :
-----------------	------------	--------------

Results can be found at www.britishsuperbike.com

Printed - 14:22 Saturday, 31 March 2018

FREE PRACTICE 2 - SECTOR ANALYSIS



SECTOR 1 = FL to I1, SECTOR 2 = I1 to I2, SECTOR 3 = I2 to I3, SECTOR 4 = I3 to I4, SECTOR 5 = I4 to FL, DIFF = Difference To Personal Best Lap, P = Crossed Finish Line in Pit Lane, D = Time Disallowed

10 -	24.292	93.7	31.947	14.275	131.3	13.634	28.834	98.2	1:52.982 (2)	79.25	1.553	14:19:23.554
11 -	23.858	96.9	31.550	14.059	132.3	13.566	28.396	99.4	1:51.429 (1)	80.36		14:21:14.983

P5 17 Josh WOOD		Kawasaki - Wood Racing										
IDEAL LAP TIME : 1:51.462		BEST LAP TIME : 1:51.582					DIFFERENCE : 0.120					
LAP	SECTOR 1	SECTOR 2	SECTOR 3	SECTOR 4	SECTOR 5	LAP TIME	MPH	DIFF	TIME OF DAY			
1 -	OUTLAP	68.9	36.246	15.365	126.8	15.079	31.507	91.5				13:57:14.810
2 -	25.798	85.8	34.357	14.992	132.3	14.192	29.242	101.6	1:58.581	75.51	6.999	13:59:13.391
3 -	24.738	88.4	32.197	14.537	135.5	14.326	28.917	100.3	1:54.715	78.05	3.133	14:01:08.106
4 -	24.544	89.7	32.357	14.494	133.4	13.911	28.892	101.0	1:54.198 (3)	78.41	2.616	14:03:02.304
5 -	24.158	92.4	31.977	14.693	129.8	14.996	IN PIT		1:56.432 P	76.90	4.850	14:04:58.736
6 -	OUTLAP	86.9	33.872	15.087	134.7	13.956	28.904	101.5	4:36.487	32.38	2:44.905	14:09:35.223
7 -	24.464	92.8	32.798	14.183	132.3	13.818	28.404	100.9	1:53.667 (2)	78.77	2.085	14:11:28.890
8 -	23.679	92.5	31.677	14.303	133.6	13.675	28.248	102.7	1:51.582 (1)	80.25		14:13:20.472
9 -	23.853	91.0	35.882	15.332	130.0	15.767	IN PIT		2:02.159 P	73.30	10.577	14:15:22.631
10 -	OUTLAP	81.9	37.315	15.176	129.8	14.400	31.216	98.3	6:00.524	24.83	4:08.942	14:21:23.155

P6 10 Joe SHELDON-SHAW		Kawasaki - Via Moto Racing										
IDEAL LAP TIME : 1:51.640		BEST LAP TIME : 1:51.741					DIFFERENCE : 0.101					
LAP	SECTOR 1	SECTOR 2	SECTOR 3	SECTOR 4	SECTOR 5	LAP TIME	MPH	DIFF	TIME OF DAY			
1 -	OUTLAP	77.3	37.392	15.828	121.3	15.537	31.898	99.8				13:58:27.197
2 -	26.054	83.2	35.474	15.400	125.6	14.593	31.111	99.5	2:02.632	73.01	10.891	14:00:29.829
3 -	25.247	86.3	35.048	15.254	129.3	14.155	30.205	100.6	1:59.909	74.67	8.168	14:02:29.738
4 -	24.590	89.9	33.641	14.805	130.8	13.885	29.773	100.3	1:56.694	76.73	4.953	14:04:26.432
5 -	24.481	91.4	33.098	14.599	131.3	13.876	30.061	101.0	1:56.115	77.11	4.374	14:06:22.547
6 -	25.649	83.2	33.334	14.732	131.3	14.055	29.719	101.5	1:57.489	76.21	5.748	14:08:20.036
7 -	24.316	94.5	32.632	14.554	130.8	13.814	29.412	101.0	1:54.728	78.04	2.987	14:10:14.764
8 -	24.006	95.1	33.065	14.485	131.3	13.783	29.236	101.0	1:54.575	78.15	2.834	14:12:09.339
9 -	25.042	92.5	33.138	14.691	129.0	13.928	30.332	101.0	1:57.131	76.44	5.390	14:14:06.470
10 -	26.419	86.3	33.405	14.635	132.3	13.819	29.714	100.9	1:57.992	75.89	6.251	14:16:04.462
11 -	24.030	95.3	32.603	14.421	131.5	13.535	29.052	101.5	1:53.641 (3)	78.79	1.900	14:17:58.103
12 -	23.796	96.2	31.856	14.211	132.8	13.288	28.590	102.4	1:51.741 (1)	80.13		14:19:49.844
13 -	23.808	96.2	31.826	14.140	133.6	13.397	28.662	102.1	1:51.833 (2)	80.06	0.092	14:21:41.677

P7 69 Caolán IRWIN		Yamaha - Irwin Racing										
IDEAL LAP TIME : 1:51.999		BEST LAP TIME : 1:51.999					DIFFERENCE : 0.000					
LAP	SECTOR 1	SECTOR 2	SECTOR 3	SECTOR 4	SECTOR 5	LAP TIME	MPH	DIFF	TIME OF DAY			
1 -	OUTLAP	68.4	38.284	16.130	125.2	15.342	31.665	98.1				13:57:19.087
2 -	26.428	82.9	35.115	15.305	128.5	14.712	30.853	98.6	2:02.413	73.14	10.414	13:59:21.500
3 -	25.975	80.6	35.052	15.190	124.7	14.903	31.371	97.3	2:02.491	73.10	10.492	14:01:23.991
4 -	25.383	82.3	34.150	15.204	127.3	15.183	30.251	98.3	2:00.171	74.51	8.172	14:03:24.162
5 -	24.965	86.2	33.205	14.940	128.0	14.135	29.871	97.9	1:57.116	76.45	5.117	14:05:21.278
6 -	24.994	85.1	32.818	14.643	130.8	14.035	29.654	98.9	1:56.144	77.09	4.145	14:07:17.422
7 -	24.891	85.8	33.018	14.738	129.0	14.095	29.821	99.2	1:56.563	76.82	4.564	14:09:13.985
8 -	28.600	79.0	36.055	15.137	126.6	14.205	29.827	98.3	2:03.824	72.31	11.825	14:11:17.809
9 -	24.989	86.4	33.141	14.587	131.8	13.827	29.102	98.5	1:55.646	77.42	3.647	14:13:13.455
10 -	24.405	88.7	32.468	14.662	129.8	13.959	28.997	100.3	1:54.491 (3)	78.21	2.492	14:15:07.946
11 -	24.292	91.3	33.010	14.572	131.5	13.981	28.914	100.3	1:54.769	78.02	2.770	14:17:02.715
12 -	24.232	89.2	31.921	14.434	129.8	13.666	28.770	100.3	1:53.023 (2)	79.22	1.024	14:18:55.738
13 -	23.980	88.6	31.739	14.312	130.8	13.539	28.429	100.4	1:51.999 (1)	79.95		14:20:47.737

P8 8 Grant NEWSTEAD		Yamaha - Team Tinklers										
IDEAL LAP TIME : 1:52.016		BEST LAP TIME : 1:52.093					DIFFERENCE : 0.077					
LAP	SECTOR 1	SECTOR 2	SECTOR 3	SECTOR 4	SECTOR 5	LAP TIME	MPH	DIFF	TIME OF DAY			
1 -	OUTLAP	75.5	36.835	15.661	127.3	15.413	32.054	96.5				13:58:18.089
2 -	26.734	81.4	35.525	15.483	128.0	14.956	30.636	98.6	2:03.334	72.60	11.241	14:00:21.423
3 -	26.100	83.5	34.623	15.366	125.9	14.796	30.521	98.8	2:01.406	73.75	9.313	14:02:22.829
4 -	25.934	85.0	33.931	15.264	130.3	14.708	IN PIT		2:03.641 P	72.42	11.548	14:04:26.470
5 -	OUTLAP	83.1	34.057	15.092	129.5	14.349	29.432	100.0	4:30.578	33.09	2:38.485	14:08:57.048
6 -	25.467	87.1	33.700	14.865	131.8	14.115	29.316	99.7	1:57.463	76.23	5.370	14:10:54.511

Weather / Track : Cloudy / Wet

Donington Park GP

Circuit Length = 2.4873 miles

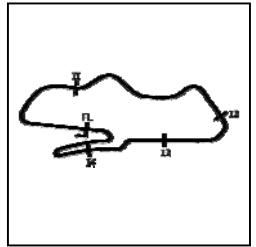
Start: 13:55 Flag 14:20 End: 14:22

MCRCB BULLETIN TK037

2018 Bennetts British Superbike Championship - Round 1

2018 Pirelli National Superstock 600 Championship with Black Horse

FREE PRACTICE 2 - SECTOR ANALYSIS



SECTOR 1 = FL to I1, SECTOR 2 = I1 to I2, SECTOR 3 = I2 to I3, SECTOR 4 = I3 to I4, SECTOR 5 = I4 to FL, DIFF = Difference To Personal Best Lap, P = Crossed Finish Line in Pit Lane, D = Time Disallowed

P16	7	Aaron WRIGHT	Yamaha - Jezaro.com	
IDEAL LAP TIME : 1:53.172	BEST LAP TIME : 1:53.990	DIFFERENCE : 0.818		

LAP	SECTOR 1	SECTOR 2	SECTOR 3	SECTOR 4	SECTOR 5	LAP TIME	MPH	DIFF	TIME OF DAY
1-	65.0	39.142	16.752	117.3	15.797	33.173	97.3		13:57:21.726
2-	27.148	78.5	38.188	17.839	116.9	15.722	34.341	95.1	2:13.238 67.20 19.248 13:59:34.964
3-	26.383	82.4	34.704	15.878	117.9	15.490	32.373	98.1	2:04.828 71.73 10.838 14:01:39.792
4-	25.264	86.5	33.675	14.994	122.6	14.774	30.448	100.0	1:59.155 75.14 5.165 14:03:38.947
5-	24.904	85.8	34.231	14.933	128.0	14.663	30.437	99.1	1:59.168 75.14 5.178 14:05:38.115
6-	25.062	88.4	33.426	14.959	126.3	14.881	30.443	100.0	1:58.771 75.39 4.781 14:07:36.886
7-	25.489	85.7	34.714	15.210	124.7	15.264	IN PIT		2:07.056 P 70.47 13.066 14:09:43.942
8-	OUTLAP	54.2	36.855	15.391	128.3	15.020	30.495	100.3	4:07.676 36.15 2:13.686 14:13:51.618
9-	24.655	91.4	33.642	14.938	132.3	14.267	29.192	100.4	1:56.694 76.73 2.704 14:15:48.312
10-	24.949	90.4	32.633	14.749	135.0	14.039	29.521	100.3	1:55.891 (3) 77.26 1.901 14:17:44.203
11-	24.102	93.7	31.864	14.285	135.8	13.835	29.904	98.6	1:53.990 (1) 78.55 14:19:38.193
12-	23.996	92.3	32.856	14.607	131.0	14.068	29.229	98.9	1:54.756 (2) 78.03 0.766 14:21:32.949

P17	14	Louis VALLELEY	Kawasaki - Pharaoh Racing	
IDEAL LAP TIME : 1:54.081	BEST LAP TIME : 1:54.081	DIFFERENCE : 0.000		

LAP	SECTOR 1	SECTOR 2	SECTOR 3	SECTOR 4	SECTOR 5	LAP TIME	MPH	DIFF	TIME OF DAY
1-	OUTLAP	74.3	36.661	15.705	115.7	16.101	33.392	96.4	13:57:46.769
2-	26.420	80.6	35.091	15.327	125.2	15.376	31.417	97.9	2:03.631 72.42 9.550 13:59:50.400
3-	25.773	88.0	33.882	15.061	127.8	14.743	30.353	98.6	1:59.812 74.73 5.731 14:01:50.212
4-	25.453	90.4	33.611	15.159	127.3	14.631	31.132	98.1	1:59.986 74.62 5.905 14:03:50.198
5-	25.537	86.5	34.121	14.931	128.8	15.169	IN PIT		1:59.001 P 75.24 4.920 14:05:49.199
6-	OUTLAP	88.1	33.231	15.072	130.8	14.553	30.498	98.5	3:24.319 43.82 1:30.238 14:09:13.518
7-	25.353	91.3	33.379	14.808	132.3	13.966	29.906	98.6	1:57.412 (2) 76.26 3.331 14:11:10.930
8-	24.858	92.5	32.920	14.838	133.1	14.156	30.706	95.3	1:57.478 (3) 76.22 3.397 14:13:08.408
9-	25.457	89.5	33.341	15.155	131.8	14.279	29.911	98.8	1:58.143 75.79 4.062 14:15:06.551
10-	25.289	87.7	33.418	15.047	130.8	14.469	IN PIT		1:56.436 P 76.90 2.355 14:17:02.987
11-	OUTLAP	92.8	32.367	14.681	132.6	13.953	29.451	98.6	2:57.174 50.54 1:03.093 14:20:00.161
12-	24.827	90.4	32.159	14.392	133.9	13.764	28.939	101.0	1:54.081 (1) 78.49 14:21:54.242

P18	77	Matty WHELAN	MV Agusta - Blueline Bennetts MV Agusta	
IDEAL LAP TIME : 1:53.501	BEST LAP TIME : 1:54.516	DIFFERENCE : 1.015		

LAP	SECTOR 1	SECTOR 2	SECTOR 3	SECTOR 4	SECTOR 5	LAP TIME	MPH	DIFF	TIME OF DAY
1-	OUTLAP	65.7	39.664	17.402	114.5	16.431	33.304	89.2	13:59:02.990
2-	28.560	68.9	36.736	16.410	124.0	15.710	31.109	90.9	2:08.525 69.67 14.009 14:01:11.515
3-	27.610	71.0	36.218	15.867	125.2	15.004	30.044	97.5	2:04.743 71.78 10.227 14:03:16.258
4-	26.250	77.4	35.406	16.372	122.4	14.855	IN PIT		2:04.785 P 71.75 10.269 14:05:21.043
5-	OUTLAP	79.2	34.264	15.708	126.6	14.903	30.310	96.8	3:39.450 40.80 1:44.934 14:09:00.493
6-	25.763	85.1	34.653	15.611	127.5	14.325	29.678	97.2	2:00.030 74.60 5.514 14:11:00.523
7-	25.052	82.0	33.509	15.200	128.3	14.175	29.702	96.1	1:57.638 76.11 3.122 14:12:58.161
8-	25.040	84.6	33.070	15.027	128.8	14.115	29.110	96.2	1:56.362 76.95 1.846 14:14:54.523
9-	24.642	87.8	32.204	14.941	130.0	14.041	28.688	99.1	1:54.516 (1) 78.19 14:16:49.039
10-	24.487	86.0	32.856	15.045	129.8	14.039	29.017	97.9	1:55.438 (3) 77.56 0.922 14:18:44.477
11-	25.455	82.4	32.491	14.567	131.0	13.561	28.716	95.5	1:54.790 (2) 78.00 0.274 14:20:39.267

P19	26	Adam HARTGROVE	Yamaha - Adam Hartgrove Racing	
IDEAL LAP TIME : 1:54.522	BEST LAP TIME : 1:55.114	DIFFERENCE : 0.592		

LAP	SECTOR 1	SECTOR 2	SECTOR 3	SECTOR 4	SECTOR 5	LAP TIME	MPH	DIFF	TIME OF DAY
1-	OUTLAP	70.5	37.379	15.748	113.3	15.614	31.729	97.8	13:57:17.624
2-	26.169	78.6	34.540	15.095	116.5	15.353	IN PIT		2:02.962 P 72.82 7.848 13:59:20.586
3-	OUTLAP	78.8	35.336	15.597	114.9	15.636	32.419	95.5	3:27.084 43.24 1:31.970 14:02:47.670
4-	25.715	80.6	33.757	15.064	120.4	15.157	30.972	98.3	2:00.665 74.20 5.551 14:04:48.335
5-	25.444	85.4	33.583	14.991	124.5	14.997	30.906	98.1	1:59.921 74.66 4.807 14:06:48.256
6-	25.209	84.9	33.696	14.864	125.4	14.976	31.005	100.0	1:59.750 74.77 4.636 14:08:48.006
7-	25.015	84.2	33.638	15.112	123.3	14.901	30.949	99.1	1:59.615 (3) 74.86 4.501 14:10:47.621
8-	26.342	80.6	40.311	15.695	117.1	16.274	IN PIT		2:12.259 P 67.70 17.145 14:12:59.880
9-	OUTLAP	82.8	33.896	14.660	124.9	14.525	29.729	101.6	4:03.323 36.80 2:08.209 14:17:03.203
10-	24.343	89.7	32.498	14.623	129.5	14.134	29.516	100.6	1:55.114 (1) 77.78 14:18:58.317

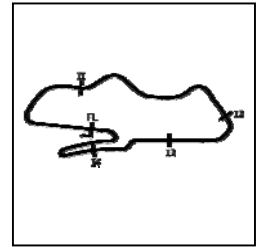
Donington Park GP
Circuit Length = 2.4873 miles
Start: 13:55 Flag 14:20 End: 14:22

MCRCB BULLETIN TK037

2018 Bennetts British Superbike Championship - Round 1

2018 Pirelli National Superstock 600 Championship with Black Horse

FREE PRACTICE 2 - SECTOR ANALYSIS



SECTOR 1 = FL to I1, SECTOR 2 = I1 to I2, SECTOR 3 = I2 to I3, SECTOR 4 = I3 to I4, SECTOR 5 = I4 to FL, DIFF = Difference To Personal Best Lap, P = Crossed Finish Line in Pit Lane, D = Time Disallowed

9 - 28.242 78.5 36.875 16.658 108.9 16.216 34.534 93.8 2:12.525 (2) 67.56 0.379 14:21:10.159

MCRCB BULLETIN TK038

2018 Bennetts British Superbike Championship - Round 1

2018 Pirelli National Superstock 600 Championship with Black Horse

FREE PRACTICE 2 - BEST SECTORS

SECTOR 1		SECTOR 2		SECTOR 3		SECTOR 4		SECTOR 5		IDEAL / BEST COMPARISON							
POS	NO	TIME	NO	TIME	NO	TIME	NO	TIME	NO	TIME	POS	NO	NAME	IDEAL	BEST	DIFF	
														PERFECT LAP	1:48.024		
1	21	VIC 23.116	21	VIC 30.416	21	VIC 13.529	55	KEY 13.091	55	KEY 27.872	1	21	VICKERS	1:48.555	1:48.635	0.080	
2	55	KEY 23.183	55	KEY 30.848	55	KEY 13.620	21	VIC 13.249	8	NEW 28.123	2	55	KEYES	1:48.614	1:49.519	0.905	
3	17	WOO 23.679	16	HOP 31.332	16	HOP 13.971	10	SHE 13.288	21	VIC 28.245	3	16	HOPKINS	1:51.058	1:51.290	0.232	
4	10	SHE 23.796	34	SIL 31.392	2	TOM 14.022	16	HOP 13.390	17	WOO 28.248	4	9	CLIFFORD	1:51.429	1:51.429	0.000	
5	9	CLI 23.858	41	WAR 31.471	9	CLI 14.059	8	NEW 13.513	9	CLI 28.396	5	17	WOOD	1:51.462	1:51.582	0.120	
6	16	HOP 23.894	5	CLA 31.534	58	LEE 14.064	69	IRW 13.539	69	IRW 28.429	6	10	SHELDON-SHAW	1:51.640	1:51.741	0.101	
7	12	NAG 23.918	9	CLI 31.550	10	SHE 14.140	77	WHE 13.561	16	HOP 28.471	7	69	IRWIN	1:51.999	1:51.999	0.000	
8	41	WAR 23.963	58	LEE 31.614	17	WOO 14.183	9	CLI 13.566	10	SHE 28.590	8	8	NEWSTEAD	1:52.016	1:52.093	0.077	
9	69	IRW 23.980	8	NEW 31.668	34	SIL 14.189	58	LEE 13.595	77	WHE 28.688	9	41	WARD	1:52.545	1:52.545	0.000	
10	7	WRI 23.996	17	WOO 31.677	12	NAG 14.244	3	CLA 13.614	34	SIL 28.833	10	58	LEE	1:52.714	1:52.714	0.000	
11	3	CLA 24.153	69	IRW 31.739	41	WAR 14.249	41	WAR 13.636	14	VAL 28.939	11	34	SILVESTER	1:52.770	1:52.967	0.197	
12	58	LEE 24.166	3	CLA 31.767	5	CLA 14.250	34	SIL 13.644	12	NAG 28.952	12	5	CLARKE	1:52.882	1:53.046	0.164	
13	26	HAR 24.343	10	SHE 31.826	8	NEW 14.262	31	WOO 13.655	5	CLA 28.959	13	12	NAGY	1:52.977	1:53.423	0.446	
14	66	FRA 24.353	7	WRI 31.864	7	WRI 14.285	17	WOO 13.675	31	WOO 29.077	14	7	WRIGHT	1:53.172	1:53.990	0.818	
15	8	NEW 24.450	12	NAG 31.892	26	HAR 14.291	5	CLA 13.675	7	WRI 29.192	15	3	CLAYTON	1:53.456	1:53.487	0.031	
16	5	CLA 24.464	2	TOM 31.972	69	IRW 14.312	2	TOM 13.747	41	WAR 29.226	16	77	WHELAN	1:53.501	1:54.516	1.015	
17	77	WHE 24.481	14	VAL 32.159	14	VAL 14.392	14	VAL 13.764	58	LEE 29.275	17	2	TOMS	1:53.609	1:53.870	0.261	
18	2	TOM 24.490	32	PIP 32.166	66	FRA 14.408	7	WRI 13.835	32	PIP 29.304	18	14	VALLELEY	1:54.081	1:54.081	0.000	
19	34	SIL 24.712	77	WHE 32.204	3	CLA 14.416	12	NAG 13.971	2	TOM 29.378	19	26	HARTGROVE	1:54.522	1:55.114	0.592	
20	14	VAL 24.827	26	HAR 32.238	32	PIP 14.469	66	FRA 14.033	3	CLA 29.506	20	31	WOOD	1:55.011	1:55.643	0.632	
21	32	PIP 24.934	66	FRA 32.429	31	WOO 14.495	26	HAR 14.134	26	HAR 29.516	21	66	FRASER	1:55.339	1:57.031	1.692	
22	31	WOO 25.068	31	WOO 32.716	77	WHE 14.567	32	PIP 14.499	19	ALD 30.095	22	32	PIPER	1:55.372	1:55.491	0.119	
23	42	HOL 25.685	44	POT 33.410	42	HOL 14.611	44	POT 14.524	66	FRA 30.116	23	44	POTTER	1:58.788	1:58.819	0.031	
24	44	POT 25.931	42	HOL 33.635	19	ALD 14.637	19	ALD 14.880	44	POT 30.193	24	19	ALDERSON	1:59.774	2:00.190	0.416	
25	19	ALD 25.993	19	ALD 34.169	44	POT 14.730	42	HOL 14.958	42	HOL 32.139	25	42	HOLME	2:01.028	2:01.266	0.238	
26	27	ASH 26.064	27	ASH 34.827	27	ASH 15.279	27	ASH 15.208	27	ASH 32.170	26	27	ASHBY	2:03.548	2:04.716	1.168	
27	4	MOO 27.431	4	MOO 35.998	4	MOO 16.218	4	MOO 16.069	4	MOO 33.799	27	4	MOODY	2:09.515	2:10.331	0.816	
28	6	WHE 28.017	6	WHE 36.105	6	WHE 16.370	6	WHE 16.216	6	WHE 34.534	28	6	WHEELER	2:11.242	2:12.146	0.904	

Weather / Track : Cloudy / Wet

Results can be found at www.tsl-timing.com

Donington Park GP

Circuit Length = 2.4873 miles

Start: 13:55 Flag 14:20 End: 14:22

Printed - 14:24 Saturday, 31 March 2018

MCRCB BULLETIN TK039**2018 Bennetts British Superbike Championship - Round 1****2018 Pirelli National Superstock 600 Championship with Black Horse****FREE PRACTICE 2 - BEST SPEEDS**

POS	INTERMEDIATE 1		INTERMEDIATE 2		INTERMEDIATE 3		INTERMEDIATE 4		FINISH LINE	
	NO	NAME MPH	NO	NAME MPH	NO	NAME MPH	NO	NAME MPH	NO	NAME MPH
1	21	VICKERS 98.8			55	KEYES 137.5			21	VICKERS 104.0
2	9	CLIFFORD 96.9			5	CLARKE 136.1			55	KEYES 103.8
3	16	HOPKINS 96.2			7	WRIGHT 135.8			12	NAGY 103.0
4	10	SHELDON-SHAW 96.2			17	WOOD 135.5			17	WOOD 102.7
5	55	KEYES 95.5			2	TOMS 135.5			10	SHELDON-SHAW 102.4
6	8	NEWSTEAD 95.0			21	VICKERS 135.2			8	NEWSTEAD 102.1
7	34	SILVESTER 94.3			34	SILVESTER 135.2			2	TOMS 102.1
8	12	NAGY 94.3			3	CLAYTON 134.7			16	HOPKINS 101.8
9	5	CLARKE 93.9			14	VALLELEY 133.9			3	CLAYTON 101.8
10	7	WRIGHT 93.7			10	SHELDON-SHAW 133.6			58	LEE 101.6
11	41	WARD 93.0			8	NEWSTEAD 133.6			26	HARTGROVE 101.6
12	17	WOOD 92.8			16	HOPKINS 132.8			34	SILVESTER 101.5
13	14	VALLELEY 92.8			66	FRASER 132.8			14	VALLELEY 101.0
14	3	CLAYTON 92.0			32	PIPER 132.6			5	CLARKE 100.9
15	2	TOMS 91.6			9	CLIFFORD 132.3			44	POTTER 100.9
16	69	IRWIN 91.3			58	LEE 132.3			32	PIPER 100.6
17	58	LEE 90.3			41	WARD 132.1			69	IRWIN 100.4
18	26	HARTGROVE 89.7			69	IRWIN 131.8			7	WRIGHT 100.4
19	66	FRASER 89.2			77	WHELAN 131.0			66	FRASER 100.4
20	77	WHELAN 87.8			26	HARTGROVE 131.0			31	WOOD 100.3
21	31	WOOD 86.5			44	POTTER 130.8			19	ALDERSON 100.0
22	32	PIPER 86.3			12	NAGY 130.3			9	CLIFFORD 99.4
23	42	HOLME 86.3			31	WOOD 130.0			41	WARD 99.1
24	44	POTTER 84.9			19	ALDERSON 129.0			77	WHELAN 99.1
25	27	ASHBY 83.5			42	HOLME 123.1			42	HOLME 97.6
26	19	ALDERSON 82.2			4	MOODY 116.7			27	ASHBY 95.8
27	4	MOODY 79.8			27	ASHBY 113.1			6	WHEELER 93.8
28	6	WHEELER 78.5			6	WHEELER 108.9			4	MOODY 88.3

Weather / Track : Cloudy / Wet

Results can be found at www.tsl-timing.comDonington Park GP
Circuit Length = 2.4873 miles
Start: 13:55 Flag 14:20 End: 14:22

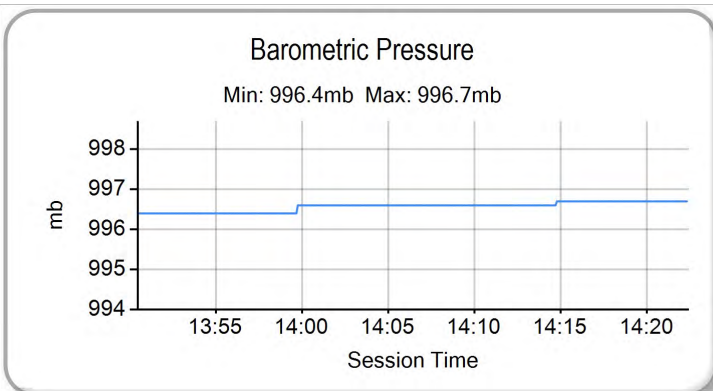
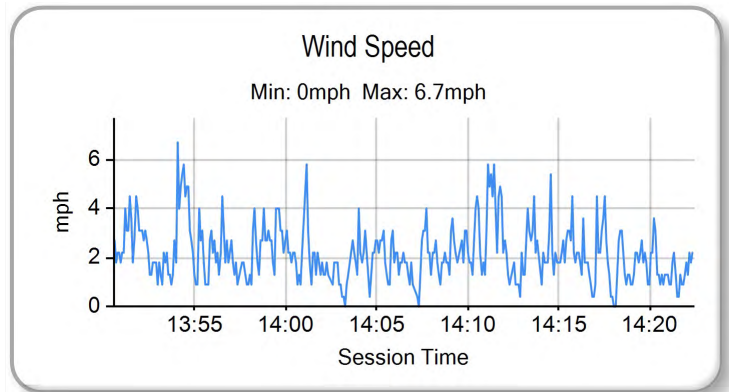
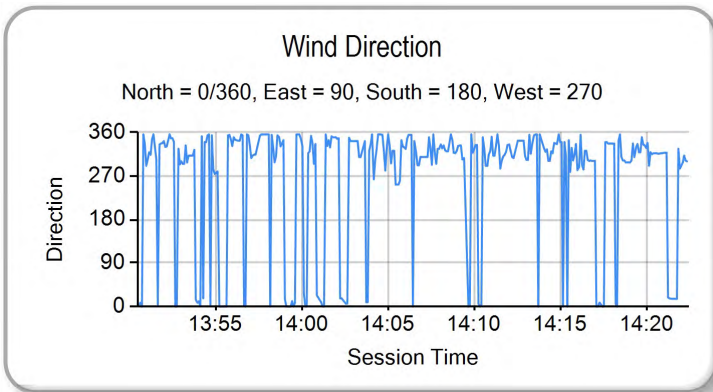
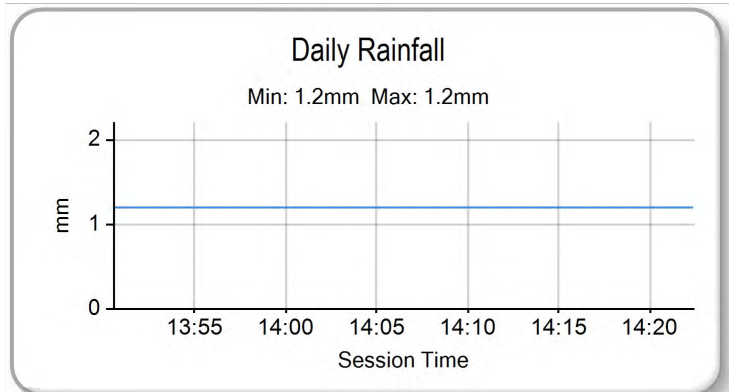
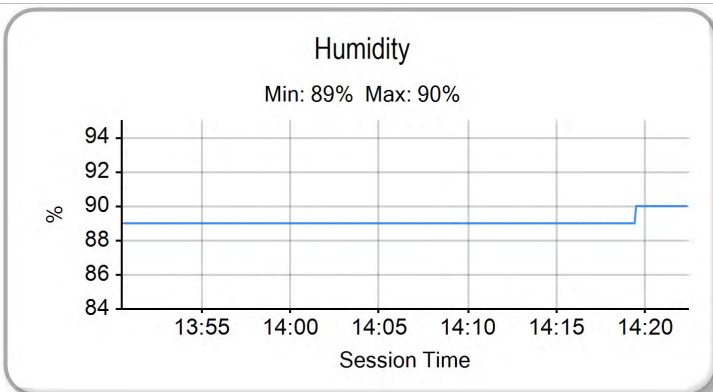
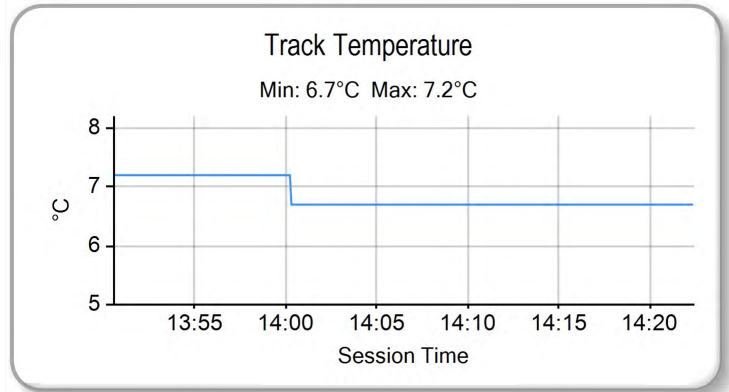
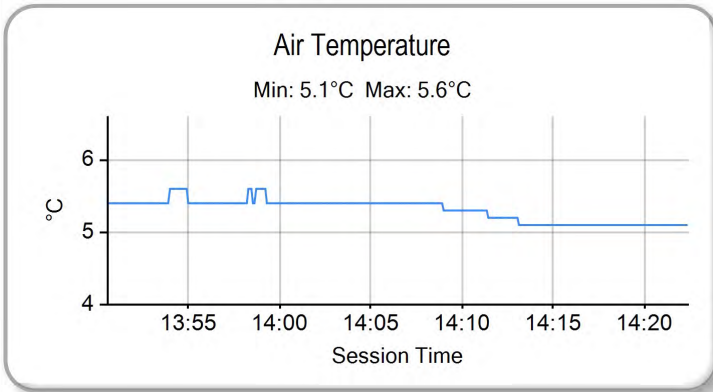
Printed - 14:24 Saturday, 31 March 2018

MCRCB BULLETIN TK040

2018 Bennetts British Superbike Championship - Round 1

2018 Pirelli National Superstock 600 Championship with Black Horse

FREE PRACTICE 2 - WEATHER CONDITIONS



Weather / Track : Cloudy / Wet

Results can be found at www.tsl-timing.com

Donington Park GP
Circuit Length = 2.4873 miles
Start: 13:55 Flag 14:20 End: 14:22

Printed - 14:24 Saturday, 31 March 2018



QUALIFYING - CLASSIFICATION

POS	NO	NAME	ENTRY	TIME	ON	LAPS	GAP	DIFF	MPH
1	9	Aaron CLIFFORD	Kawasaki - Clifford Racing	1:36.085	11	13			93.19
2	10	Joe SHELDON-SHAW	Kawasaki - Via Moto Racing	1:36.499	12	12	0.414	0.414	92.79
3	21	Ryan VICKERS	Yamaha - Mototechniks Yamaha	1:36.868	10	12	0.783	0.369	92.43
4	41	Milo WARD	Kawasaki - G & S Racing	1:36.869	11	12	0.784	0.001	92.43
5	55	Kevin KEYES	Kawasaki - Team #109	1:36.969	11	13	0.884	0.100	92.34
6	5	Aaron CLARKE	Yamaha - Draper Racing	1:37.782	9	13	1.697	0.813	91.57
7	8	Grant NEWSTEAD	Yamaha - Team Tinklers	1:38.082	13	13	1.997	0.300	91.29
8	16	Luke HOPKINS	Yamaha - Hopkins Racing	1:38.350	14	14	2.265	0.268	91.04
9	3	Mark CLAYTON	Yamaha - KSM Racing	1:38.460	12	13	2.375	0.110	90.94
10	58	Cameron LEE	Yamaha - Allied Motorsport	1:38.611	10	10	2.526	0.151	90.80
11	17	Josh WOOD	Kawasaki - Wood Racing	1:39.104	8	12	3.019	0.493	90.35
12	14	Louis VALLELEY	Kawasaki - Pharaoh Racing	1:39.209	13	13	3.124	0.105	90.25
13	7	Aaron WRIGHT	Yamaha - Jezaro.com	1:39.758	10	12	3.673	0.549	89.76
14	77	Matty WHELAN	MV Agusta - BlueLine Bennetts MV Agusta	1:39.838	12	13	3.753	0.080	89.68
15	66	Cameron FRASER	Yamaha - Jones Dorling Racing	1:39.874	10	14	3.789	0.036	89.65
16	26	Adam HARTGROVE	Yamaha - Adam Hartgrove Racing	1:40.080	10	13	3.995	0.206	89.47
17	42	Sam HOLME	Yamaha - Everquip Racing	1:40.297	9	11	4.212	0.217	89.27
18	34	Aaron SILVESTER	Yamaha - A & J Racing	1:40.387	10	10	4.302	0.090	89.19
19	69	Caolán IRWIN	Yamaha - Irwin Racing	1:40.585	8	12	4.500	0.198	89.02
20	31	Alex WOOD	Yamaha - Paul Veazey Racing	1:40.935	9	11	4.850	0.350	88.71
21	2	TJ TOMS	Kawasaki - Squidge Racing	1:41.518	3	5	5.433	0.583	88.20
22	32	Mark PIPER	Yamaha - Pied Piper Racing	1:41.584	10	14	5.499	0.066	88.14
23	19	James ALDERSON	Triumph - R Alderson & Sons Racing	1:42.104	8	12	6.019	0.520	87.69
24	12	James NAGY	Kawasaki - Steelmate Racing	1:44.939	4	6	8.854	2.835	85.33
25	44	Ewan POTTER	Yamaha - Jones Dorling Racing	1:45.465	8	12	9.380	0.526	84.90
26	6	Conor WHEELER	Yamaha - Conor Wheeler Racing	1:45.616	10	10	9.531	0.151	84.78
QUALIFYING LAPTIME (110.0% of 1:36.085) = 1:45.693									
27	27	Jamie ASHBY	Yamaha - JPA Racing / Davison Transport	1:46.812	12	12	10.727	1.196	83.83
28	4	Connor MOODY	Kawasaki - Steelmate Racing	1:48.141	9	11	12.056	1.329	82.80

Weather / Track : Cloudy / Dry

These results are provisional until the conclusion of any judicial and technical matters.

Donington Park GP

Circuit Length = 2.4873 miles

Start: 09:00 Flag 09:25 End: 09:27

Race Director :	Stewards :	Timekeeper :
-----------------	------------	--------------

Results can be found at www.britishsuperbike.com

Printed - 09:28 Sunday, 01 April 2018

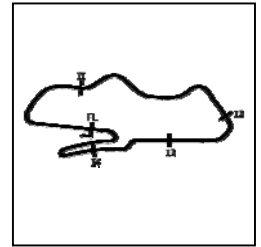


MCRCB BULLETIN TK074

2018 Bennetts British Superbike Championship - Round 1

2018 Pirelli National Superstock 600 Championship with Black Horse

QUALIFYING - SECTOR ANALYSIS



SECTOR 1 = FL to I1, SECTOR 2 = I1 to I2, SECTOR 3 = I2 to I3, SECTOR 4 = I3 to I4, SECTOR 5 = I4 to FL, DIFF = Difference To Personal Best Lap, P = Crossed Finish Line in Pit Lane, D = Time Disallowed

10 -	22.770	98.5	29.517	13.231	133.4	13.290	28.101	100.3	1:46.909 (2)	83.75	0.097	09:22:11.636
11 -	22.781	97.9	29.680	13.278	132.1	13.476	27.954	100.9	1:47.169 (3)	83.55	0.357	09:23:58.805
12 -	22.734	96.0	29.549	13.126	134.2	13.294	28.109	100.7	1:46.812 (1)	83.83		09:25:45.617

P28		4		Connor MOODY				Kawasaki - Steelmate Racing				
IDEAL LAP TIME : 1:48.042				BEST LAP TIME : 1:48.141				DIFFERENCE : 0.099				
LAP	SECTOR 1	SECTOR 2	SECTOR 3	SECTOR 4	SECTOR 5	LAP TIME	MPH	DIFF	TIME OF DAY			
1 -	OUTLAP	73.9	37.347	15.486	112.4	15.637	33.229	92.8		09:02:22.386		
2 -	25.585	89.3	32.299	13.948	124.7	14.339	31.935	90.8	1:58.106	75.81	9.965	09:04:20.492
3 -	24.494	96.8	31.905	13.757	120.2	14.658	30.471	93.0	1:55.285	77.67	7.144	09:06:15.777
4 -	23.886	94.5	30.475	13.635	126.3	14.718	30.104	93.8	1:52.818	79.37	4.677	09:08:08.595
5 -	23.842	97.9	30.121	13.956	122.9	14.192	30.164	93.8	1:52.275	79.75	4.134	09:10:00.870
6 -	24.234	89.1	30.764	13.740	124.5	14.427	IN PIT		1:53.364 P	78.98	5.223	09:11:54.234
7 -	OUTLAP	89.0	34.701	13.774	130.5	14.005	30.038	79.7	4:13.325	35.34	2:25.184	09:16:07.559
8 -	23.874	95.1	30.075	13.424	130.8	13.988	30.006	95.0	1:51.367 (3)	80.40	3.226	09:17:58.926
9 -	23.232	97.3	29.270	13.229	132.1	13.584	28.826	95.5	1:48.141 (1)	82.80		09:19:47.067
10 -	23.133	98.9	29.683	13.548	127.3	13.838	29.328	94.1	1:49.530 (2)	81.75	1.389	09:21:36.597
11 -	23.134	94.7	30.033	13.865	121.7	13.789	IN PIT		1:47.198 P	83.53		09:23:23.795

MCRCB BULLETIN TK075

2018 Bennetts British Superbike Championship - Round 1

2018 Pirelli National Superstock 600 Championship with Black Horse

QUALIFYING - BEST SECTORS

POS	SECTOR 1		SECTOR 2		SECTOR 3		SECTOR 4		SECTOR 5		IDEAL / BEST COMPARISON										
	NO	TIME	NO	TIME	NO	TIME	NO	TIME	NO	TIME	POS	NO	NAME	IDEAL	BEST	DIFF					
														PERFECT LAP	1:35.641						
1	9	CLI	20.518	9	CLI	26.005	10	SHE	12.283	21	VIC	11.742	8	NEW	25.093	1	9	CLIFFORD	1:35.967	1:36.085	0.118
2	10	SHE	20.528	41	WAR	26.099	55	KEY	12.318	10	SHE	11.780	9	CLI	25.258	2	10	SHELDON-SHAW	1:36.388	1:36.499	0.111
3	21	VIC	20.622	55	KEY	26.446	21	VIC	12.326	9	CLI	11.836	10	SHE	25.282	3	41	WARD	1:36.422	1:36.869	0.447
4	41	WAR	20.653	21	VIC	26.467	9	CLI	12.350	55	KEY	11.853	55	KEY	25.306	4	21	VICKERS	1:36.521	1:36.868	0.347
5	55	KEY	20.672	10	SHE	26.515	41	WAR	12.388	58	LEE	11.865	21	VIC	25.364	5	55	KEYES	1:36.595	1:36.969	0.374
6	5	CLA	20.842	5	CLA	26.728	5	CLA	12.431	17	WOO	11.891	41	WAR	25.383	6	5	CLARKE	1:37.580	1:37.782	0.202
7	3	CLA	20.891	16	HOP	26.933	8	NEW	12.453	41	WAR	11.899	77	WHE	25.514	7	8	NEWSTEAD	1:37.965	1:38.082	0.117
8	16	HOP	20.969	3	CLA	27.000	34	SIL	12.472	5	CLA	11.932	17	WOO	25.630	8	3	CLAYTON	1:38.210	1:38.460	0.250
9	7	WRI	21.010	58	LEE	27.110	16	HOP	12.482	3	CLA	11.977	16	HOP	25.637	9	16	HOPKINS	1:38.350	1:38.350	0.000
10	26	HAR	21.022	8	NEW	27.137	3	CLA	12.515	14	VAL	12.031	5	CLA	25.647	10	58	LEE	1:38.503	1:38.611	0.108
11	17	WOO	21.041	14	VAL	27.195	17	WOO	12.517	69	IRW	12.080	14	VAL	25.680	11	14	VALLELEY	1:38.639	1:39.209	0.570
12	14	VAL	21.057	7	WRI	27.341	26	HAR	12.556	8	NEW	12.132	58	LEE	25.812	12	17	WOOD	1:38.871	1:39.104	0.233
13	58	LEE	21.102	31	WOO	27.423	66	FRA	12.598	77	WHE	12.197	3	CLA	25.827	13	7	WRIGHT	1:39.247	1:39.758	0.511
14	66	FRA	21.129	77	WHE	27.480	58	LEE	12.614	7	WRI	12.211	66	FRA	25.934	14	66	FRASER	1:39.463	1:39.874	0.411
15	8	NEW	21.150	42	HOL	27.532	31	WOO	12.651	66	FRA	12.258	34	SIL	25.946	15	77	WHELAN	1:39.623	1:39.838	0.215
16	42	HOL	21.171	66	FRA	27.544	42	HOL	12.659	42	HOL	12.298	7	WRI	25.959	16	26	HARTGROVE	1:39.794	1:40.080	0.286
17	34	SIL	21.526	34	SIL	27.548	14	VAL	12.676	16	HOP	12.329	69	IRW	26.122	17	34	SILVESTER	1:39.890	1:40.387	0.497
18	77	WHE	21.527	26	HAR	27.574	32	PIP	12.713	31	WOO	12.347	26	HAR	26.232	18	42	HOLME	1:39.898	1:40.297	0.399
19	31	WOO	21.529	69	IRW	27.679	7	WRI	12.726	34	SIL	12.398	42	HOL	26.238	19	31	WOOD	1:40.350	1:40.935	0.585
20	2	TOM	21.540	17	WOO	27.792	2	TOM	12.733	26	HAR	12.410	19	ALD	26.241	20	69	IRWIN	1:40.355	1:40.585	0.230
21	32	PIP	21.581	32	PIP	27.904	69	IRW	12.850	32	PIP	12.480	2	TOM	26.364	21	32	PIPER	1:41.200	1:41.584	0.384
22	69	IRW	21.624	19	ALD	28.221	12	NAG	12.894	2	TOM	12.485	31	WOO	26.400	22	2	TOMS	1:41.347	1:41.518	0.171
23	19	ALD	21.735	2	TOM	28.225	19	ALD	12.896	19	ALD	12.663	32	PIP	26.522	23	19	ALDERSON	1:41.756	1:42.104	0.348
24	12	NAG	21.890	12	NAG	28.500	77	WHE	12.905	12	NAG	12.871	12	NAG	26.671	24	12	NAGY	1:42.826	1:44.939	2.113
25	6	WHE	22.494	6	WHE	28.540	27	ASH	13.126	44	POT	13.103	44	POT	27.008	25	44	POTTER	1:44.641	1:45.465	0.824
26	44	POT	22.511	44	POT	28.855	44	POT	13.164	6	WHE	13.272	6	WHE	27.932	26	6	WHEELER	1:45.438	1:45.616	0.178
27	27	ASH	22.734	4	MOO	29.270	6	WHE	13.200	27	ASH	13.290	27	ASH	27.954	27	27	ASHBY	1:46.621	1:46.812	0.191
28	4	MOO	23.133	27	ASH	29.517	4	MOO	13.229	4	MOO	13.584	4	MOO	28.826	28	4	MOODY	1:48.042	1:48.141	0.099

Weather / Track : Cloudy / Dry

Donington Park GP

Circuit Length = 2.4873 miles

Start: 09:00 Flag 09:25 End: 09:27

Results can be found at www.tsl-timing.com

Printed - 09:29 Sunday, 01 April 2018

MCRCB BULLETIN TK076**2018 Bennetts British Superbike Championship - Round 1****2018 Pirelli National Superstock 600 Championship with Black Horse****QUALIFYING - BEST SPEEDS**

POS	INTERMEDIATE 1			INTERMEDIATE 2			INTERMEDIATE 3			INTERMEDIATE 4			FINISH LINE		
	NO	NAME	MPH	NO	NAME	MPH	NO	NAME	MPH	NO	NAME	MPH	NO	NAME	MPH
1	9	CLIFFORD	118.9				26	HARTGROVE	144.0				26	HARTGROVE	108.2
2	10	SHELDON-SHAW	118.3				17	WOOD	143.7				21	VICKERS	107.7
3	5	CLARKE	117.7				10	SHELDON-SHAW	143.0				8	NEWSTEAD	107.5
4	41	WARD	116.1				5	CLARKE	143.0				17	WOOD	107.5
5	3	CLAYTON	115.5				8	NEWSTEAD	142.7				14	VALLELEY	107.5
6	8	NEWSTEAD	114.1				55	KEYES	142.4				55	KEYES	107.3
7	14	VALLELEY	114.1				66	FRASER	142.4				3	CLAYTON	107.3
8	34	SILVESTER	114.1				34	SILVESTER	142.4				10	SHELDON-SHAW	107.2
9	42	HOLME	112.5				32	PIPER	142.4				16	HOPKINS	107.0
10	7	WRIGHT	110.9				58	LEE	141.8				66	FRASER	106.8
11	21	VICKERS	110.7				14	VALLELEY	141.8				12	NAGY	106.8
12	55	KEYES	110.5				2	TOMS	141.8				5	CLARKE	106.6
13	26	HARTGROVE	109.4				16	HOPKINS	141.5				34	SILVESTER	106.1
14	16	HOPKINS	108.0				3	CLAYTON	141.5				19	ALDERSON	106.1
15	66	FRASER	107.0				7	WRIGHT	141.5				69	IRWIN	106.0
16	17	WOOD	106.6				69	IRWIN	141.5				58	LEE	105.8
17	58	LEE	106.5				12	NAGY	141.5				42	HOLME	105.8
18	2	TOMS	106.5				9	CLIFFORD	141.2				7	WRIGHT	105.6
19	77	WHELAN	106.3				21	VICKERS	140.9				2	TOMS	105.6
20	19	ALDERSON	106.0				19	ALDERSON	139.5				44	POTTER	105.6
21	12	NAGY	105.3				44	POTTER	139.5				77	WHELAN	105.3
22	31	WOOD	105.1				31	WOOD	138.9				9	CLIFFORD	105.1
23	32	PIPER	104.5				41	WARD	138.6				32	PIPER	104.6
24	6	WHEELER	104.2				42	HOLME	138.3				31	WOOD	104.3
25	69	IRWIN	102.6				77	WHELAN	138.0				41	WARD	103.5
26	44	POTTER	102.1				6	WHEELER	135.0				6	WHEELER	103.0
27	4	MOODY	98.9				27	ASHBY	134.2				27	ASHBY	100.9
28	27	ASHBY	98.5				4	MOODY	132.1				4	MOODY	95.5

Weather / Track : Cloudy / Dry

Results can be found at www.tsl-timing.comDonington Park GP
Circuit Length = 2.4873 miles
Start: 09:00 Flag 09:25 End: 09:27

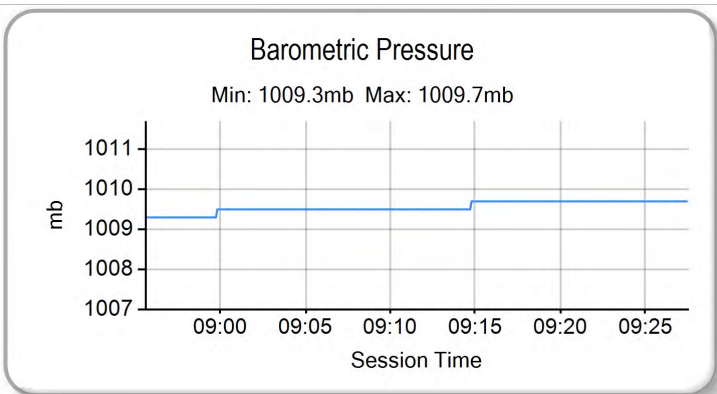
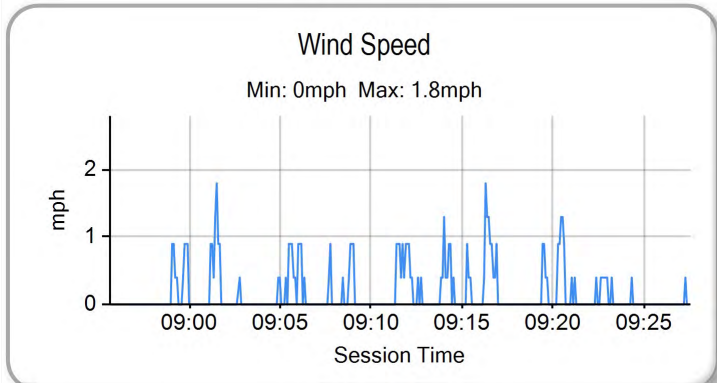
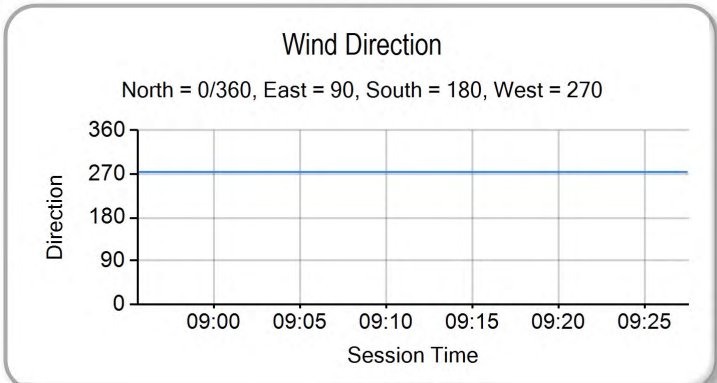
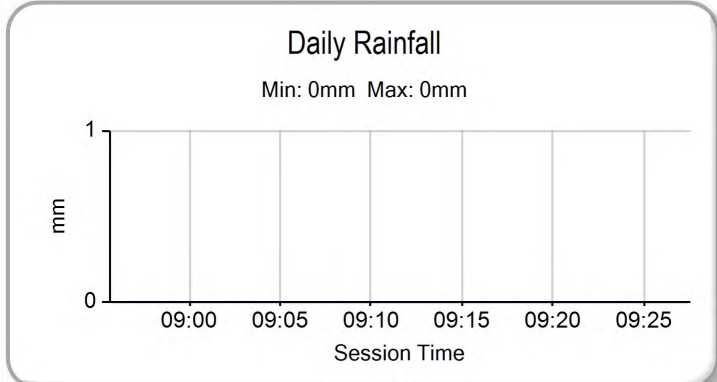
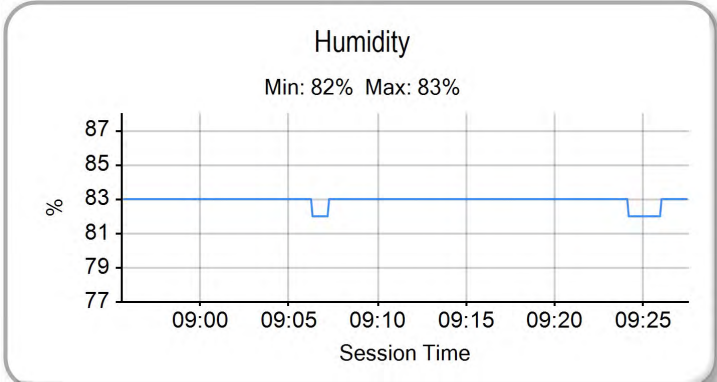
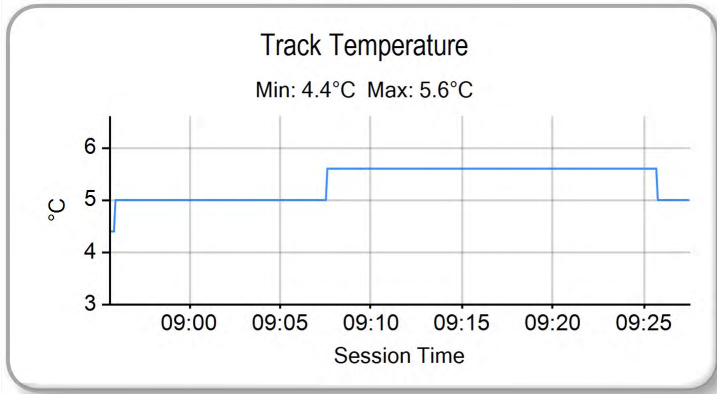
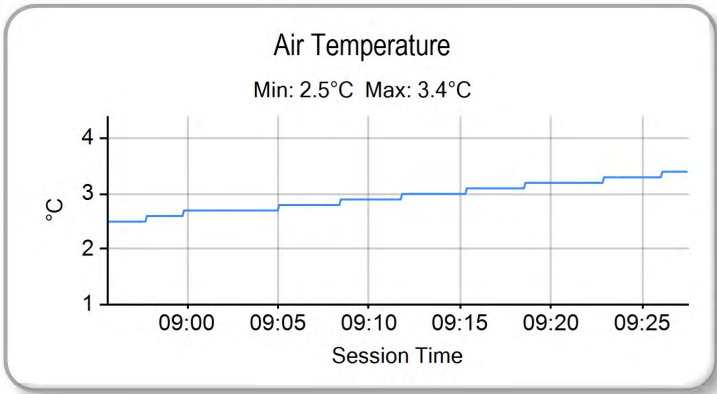
Printed - 09:29 Sunday, 01 April 2018

MCRCB BULLETIN TK077

2018 Bennetts British Superbike Championship - Round 1

2018 Pirelli National Superstock 600 Championship with Black Horse

QUALIFYING - WEATHER CONDITIONS



Weather / Track : Cloudy / Dry

Results can be found at www.tsl-timing.com

Donington Park GP
Circuit Length = 2.4873 miles
Start: 09:00 Flag 09:25 End: 09:27

Printed - 09:30 Sunday, 01 April 2018

RACE 7 - GRID (14 Laps)

ROW 10				28	4	Connor MOODY	1:48.141							
ROW 9		27	27	Jamie ASHBY	1:46.812	26	6	Conor WHEELER	1:45.616	25	44	Ewan POTTER	1:45.465	
ROW 8		24	12	James NAGY	1:44.939	23	19	James ALDERSON	1:42.104	22	32	Mark PIPER	1:41.584	
ROW 7			21	2	TJ TOMS	1:41.518	20	31	Alex WOOD	1:40.935	19	69	Caolan IRWIN	1:40.585
ROW 6		18	34	Aaron SILVESTER	1:40.387	17	42	Sam HOLME	1:40.297	16	26	Adam HARTGROVE	1:40.080	
ROW 5			15	66	Cameron FRASER	1:39.874	14	77	Matty WHELAN	1:39.838	13	7	Aaron WRIGHT	1:39.758
ROW 4		12	14	Louis VALLELEY	1:39.209	11	17	Josh WOOD	1:39.104	10	58	Cameron LEE	1:38.611	
ROW 3			9	3	Mark CLAYTON	1:38.460	8	16	Luke HOPKINS	1:38.350	7	8	Grant NEWSTEAD	1:38.082
ROW 2		6	5	Aaron CLARKE	1:37.782	5	55	Kevin KEYES	1:36.969	4	41	Milo WARD	1:36.869	
ROW 1			3	21	Ryan VICKERS	1:36.868	2	10	Joe SHELTON-SHAW	1:36.499	1	9	Aaron CLIFFORD	1:36.085
													Pole	

Donington Park GP
 Circuit Length = 2.4873 miles

These results are provisional until the conclusion of any judicial and technical matters.

Race Director :	Stewards :	Timekeeper :
-----------------	------------	--------------

Results can be found at www.britishsuperbike.com

Printed - 09:28 Sunday, 01 April 2018

RACE 7 - CLASSIFICATION

POS	NO	NAME	ENTRY	LAPS	TIME	GAP	DIFF	MPH	BEST	ON
1	21*	Ryan VICKERS	Yamaha - Mototechniks Yamaha	12	19:16.742			92.77	1:35.517	12
2	55	Kevin KEYES	Kawasaki - Team #109	12	19:16.933	0.191	0.191	92.75	1:35.315	5
3	10	Joe SHELDON-SHAW	Kawasaki - Via Moto Racing	12	19:18.554	1.812	1.621	92.63	1:35.556	5
4	9	Aaron CLIFFORD	Kawasaki - Clifford Racing	12	19:22.774	6.032	4.220	92.29	1:35.944	7
5	41	Milo WARD	Kawasaki - G & S Racing	12	19:22.861	6.119	0.087	92.28	1:36.116	7
6	5	Aaron CLARKE	Yamaha - Draper Racing	12	19:35.220	18.478	12.359	91.31	1:36.470	6
7	8	Grant NEWSTEAD	Yamaha - Team Tinklers	12	19:43.091	26.349	7.871	90.70	1:37.411	5
8	16	Luke HOPKINS	Yamaha - Hopkins Racing	12	19:49.032	32.290	5.941	90.25	1:37.954	6
9	17	Josh WOOD	Kawasaki - Wood Racing	12	19:55.545	38.803	6.513	89.76	1:38.241	6
10	69	Caolán IRWIN	Yamaha - Irwin Racing	12	19:55.703	38.961	0.158	89.75	1:38.206	10
11	58	Cameron LEE	Yamaha - Allied Motorsport	12	19:55.759	39.017	0.056	89.74	1:38.264	6
12	34	Aaron SILVESTER	Yamaha - A & J Racing	12	19:56.011	39.269	0.252	89.72	1:38.142	11
13	3	Mark CLAYTON	Yamaha - KSM Racing	12	19:57.689	40.947	1.678	89.60	1:38.276	10
14	77	Matty WHELAN	MV Agusta - Blueline Bennetts MV Agusta	12	19:57.910	41.168	0.221	89.58	1:38.101	7
15	7	Aaron WRIGHT	Yamaha - Jezaro.com	12	19:59.283	42.541	1.373	89.48	1:38.429	10
16	66	Cameron FRASER	Yamaha - Jones Dorling Racing	12	20:00.145	43.403	0.862	89.41	1:38.490	7
17	12	James NAGY	Kawasaki - Steelmate Racing	12	20:13.097	56.355	12.952	88.46	1:39.617	3
18	31	Alex WOOD	Yamaha - Paul Veazey Racing	12	20:13.304	56.562	0.207	88.45	1:39.698	11
19	2	TJ TOMS	Kawasaki - Squidge Racing	12	20:14.906	58.164	1.602	88.33	1:39.688	7
20	32	Mark PIPER	Yamaha - Pied Piper Racing	12	20:29.901	1:13.159	14.995	87.25	1:41.324	9
21	44	Ewan POTTER	Yamaha - Jones Dorling Racing	11	19:17.564	1 Lap	1 Lap	84.97	1:43.881	6
22	27	Jamie ASHBY	Yamaha - JPA Racing / Davison Transport	11	19:25.308	1 Lap	7.744	84.40	1:45.038	3
23	6	Conor WHEELER	Yamaha - Conor Wheeler Racing	11	19:30.177	1 Lap	4.869	84.05	1:44.184	10
24	4	Connor MOODY	Kawasaki - Steelmate Racing	11	19:49.521	1 Lap	19.344	82.69	1:45.689	3

NOT CLASSIFIED

DNF	26	Adam HARTGROVE	Yamaha - Adam Hartgrove Racing	7	11:43.524	5 Laps	4 Laps	88.90	1:37.831	7
DNF	19	James ALDERSON	Triumph - R Alderson & Sons Racing	6	10:18.117	6 Laps	1 Lap	86.69	1:40.765	6
DNF	14	Louis VALLELEY	Kawasaki - Pharaoh Racing	3	4:56.994	9 Laps	3 Laps	89.99	1:36.839	2
DNF	42	Sam HOLME	Yamaha - Everquip Racing	0						

FASTEST LAP

55	Kevin KEYES	Kawasaki - Team #109	5	1:35.315	93.94 mph	151.19 kph
----	-------------	----------------------	---	----------	-----------	------------

* #21 - 0.6 Second Penalty for Cut at Turn 9/Turn 10 Esses

Weather / Track : Cloudy / Dry

These results are provisional until the conclusion of any judicial and technical matters.

Donington Park GP

Circuit Length = 2.4873 miles

Start: 18:00 Flag 18:19 End: 18:21

Race Director :	Stewards :	Timekeeper :
-----------------	------------	--------------

Results can be found at www.britishsuperbike.com

Printed - 18:28 Sunday, 01 April 2018

MCRCB BULLETIN TK178

2018 Bennetts British Superbike Championship - Round 1

2018 Pirelli National Superstock 600 Championship with Black Horse

RACE 7 - LAP CHART

6	1 Lap	1:45.874
5	19.078	1:39.673
8	26.949	1:39.459
16	32.890	1:38.486
4	1 Lap	1:47.571
17	39.403	1:39.357
69	39.561	1:38.907
58	39.617	1:40.305
34	39.869	1:38.737
3	41.547	1:38.527
77	41.768	1:38.476
7	43.141	1:38.765
66	44.003	1:39.891
12	56.955	1:41.454
31	57.162	1:40.175
2	58.764	1:40.388
32	1:13.759	1:41.837

Weather / Track : Cloudy / Dry

Results can be found at www.tsl-timing.com

Page 2 of 2

Donington Park GP
Circuit Length = 2.4873 miles
Start: 18:00 Flag 18:19 End: 18:21

Printed - 18:29 Sunday, 01 April 2018

MCRCB BULLETIN TK179

2018 Bennetts British Superbike Championship - Round 1

2018 Pirelli National Superstock 600 Championship with Black Horse

RACE 7 - POSITION CHART

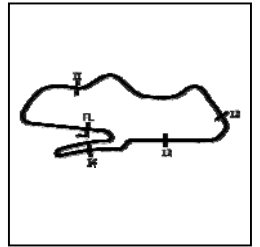
No	Name	Lap												
		Pos	1	2	3	4	5	6	7	8	9	10	11	12
9	CLIFFORD	1	21	21	21	21	55	55	55	21	21	55	55	21
10	SHELDON-SHAW	2	55	55	55	55	21	21	21	55	55	21	21	55
21	VICKERS	3	10	10	10	10	10	10	10	10	10	10	10	10
41	WARD	4	9	5	9	41	41	41	41	41	41	41	41	9
55	KEYES	5	5	41	41	9	9	9	9	9	9	9	9	41
5	CLARKE	6	41	9	5	5	5	5	5	5	5	5	5	5
8	NEWSTEAD	7	14	14	14	8	8	8	8	8	8	8	8	8
16	HOPKINS	8	8	8	8	16	16	16	16	16	16	16	16	16
3	CLAYTON	9	17	58	58	58	58	58	17	17	17	17	58	17
58	LEE	10	58	16	16	17	17	17	58	58	58	58	17	69
17	WOOD	11	16	17	17	69	69	69	69	69	69	69	69	58
14	VALLELEY	12	12	12	12	66	34	34	34	34	34	34	34	34
7	WRIGHT	13	7	66	66	12	66	77	77	77	77	3	3	3
77	WHELAN	14	34	34	69	34	12	66	26	66	3	77	77	77
66	FRASER	15	66	7	34	26	77	26	66	3	66	66	66	7
26	HARTGROVE	16	77	69	26	77	26	3	3	7	7	7	7	66
42	HOLME	17	26	26	7	7	3	12	7	12	12	12	12	12
34	SILVESTER	18	69	77	77	3	7	7	12	2	31	31	31	31
69	IRWIN	19	2	2	3	31	31	2	2	31	2	2	2	2
31	WOOD	20	31	31	31	2	2	31	31	32	32	32	32	32
2	TOMS	21	32	3	2	32	19	19	32	44	44	44	44	44
32	PIPER	22	3	32	32	19	32	32	44	27	27	27	27	27
19	ALDERSON	23	19	19	19	44	44	44	27	6	6	6	6	6
12	NAGY	24	44	44	44	27	27	27	6	4	4	4	4	4
44	POTTER	25	27	27	27	4	4	6	4					
6	WHEELER	26	6	4	4	6	6	4						
27	ASHBY	27	4	6	6									
4	MOODY	28												

Weather / Track : Cloudy / Dry

Results can be found at www.tsl-timing.com

Donington Park GP
 Circuit Length = 2.4873 miles
 Start: 18:00 Flag 18:19 End: 18:21

Printed - 18:29 Sunday, 01 April 2018

MCRCB BULLETIN TK180**2018 Bennetts British Superbike Championship - Round 1****2018 Pirelli National Superstock 600 Championship with Black Horse****RACE 7 - SECTOR ANALYSIS**

SECTOR 1 = FL to I1, SECTOR 2 = I1 to I2, SECTOR 3 = I2 to I3, SECTOR 4 = I3 to I4, SECTOR 5 = I4 to FL, DIFF = Difference To Personal Best Lap, P = Crossed Finish Line in Pit Lane, D = Time Disallowed

P1 21		Ryan VICKERS				Yamaha - Mototechniks Yamaha						
IDEAL LAP TIME : 1:34.990		BEST LAP TIME : 1:35.517		DIFFERENCE : 0.527								
LAP	SECTOR 1	SECTOR 2	SECTOR 3	SECTOR 4	SECTOR 5	LAP TIME	MPH	DIFF	TIME OF DAY			
1 -		104.6	26.479	12.184	142.4	11.613	25.477	106.6	1:39.515	89.98	3.998	18:02:20.201
2 -	20.624	109.8	26.151	12.132	142.4	11.577	25.591	108.0	1:36.075	93.20	0.558	18:03:56.276
3 -	20.656	110.9	26.000	12.069	142.7	11.629	25.395	107.8	1:35.749 (2)	93.52	0.232	18:05:32.025
4 -	20.725	110.5	26.045	12.179	143.3	11.620	25.540	107.7	1:36.109	93.16	0.592	18:07:08.134
5 -	20.368	110.5	25.931	12.319	142.1	11.533	25.607	107.8	1:35.758 (3)	93.51	0.241	18:08:43.892
6 -	20.615	111.1	26.287	12.201	143.7	11.694	25.568	107.7	1:36.365	92.92	0.848	18:10:20.257
7 -	20.514	110.3	26.400	12.283	143.3	11.768	25.658	108.2	1:36.623	92.67	1.106	18:11:56.880
8 -	20.568	111.6	26.225	12.196	143.7	11.447	25.344	107.7	1:35.780	93.48	0.263	18:13:32.660
9 -	20.631	108.9	26.130	12.202	142.7	11.485	25.563	108.9	1:36.011	93.26	0.494	18:15:08.671
10 -	20.590	114.1	26.135	12.217	142.7	11.846	25.646	108.0	1:36.434	92.85	0.917	18:16:45.105
11 -	20.602	111.6	26.047	12.389	144.6	11.816	25.352	108.7	1:36.206	93.07	0.689	18:18:21.311
12 -	20.674	112.5	26.015	12.187	143.7	11.466	25.175	108.0	1:35.517 (1)	93.74		18:19:56.828

P2 55		Kevin KEYES				Kawasaki - Team #109						
IDEAL LAP TIME : 1:35.064		BEST LAP TIME : 1:35.315		DIFFERENCE : 0.251								
LAP	SECTOR 1	SECTOR 2	SECTOR 3	SECTOR 4	SECTOR 5	LAP TIME	MPH	DIFF	TIME OF DAY			
1 -		104.5	26.694	12.261	144.0	11.839	25.456	106.6	1:40.252	89.31	4.937	18:02:20.938
2 -	20.624	110.3	26.110	12.188	143.3	11.727	25.425	107.7	1:36.074	93.20	0.759	18:03:57.012
3 -	20.440	110.9	26.106	12.159	143.7	11.772	25.405	107.5	1:35.882	93.39	0.567	18:05:32.894
4 -	20.500	112.7	25.903	12.122	144.3	11.642	25.383	108.7	1:35.550 (2)	93.71	0.235	18:07:08.444
5 -	20.339	113.9	26.057	12.134	144.6	11.581	25.204	108.0	1:35.315 (1)	93.94		18:08:43.759
6 -	20.586	113.3	26.260	12.171	143.3	11.772	25.411	107.3	1:36.200	93.08	0.885	18:10:19.959
7 -	20.623	112.0	26.412	12.242	143.7	11.915	25.563	107.5	1:36.755	92.54	1.440	18:11:56.714
8 -	20.553	112.4	26.518	12.131	143.7	11.766	25.628	107.2	1:36.596	92.70	1.281	18:13:33.310
9 -	20.559	114.1	25.872	12.209	144.6	11.619	25.703	101.2	1:35.962	93.31	0.647	18:15:09.272
10 -	20.542	113.9	25.818	12.180	144.3	11.793	25.291	105.1	1:35.624 (3)	93.64	0.309	18:16:44.896
11 -	20.683	112.2	26.007	12.420	143.7	11.807	25.296	107.7	1:36.213	93.06	0.898	18:18:21.109
12 -	21.077	111.8	26.150	12.179	144.9	11.886	25.218	107.8	1:36.510	92.78	1.195	18:19:57.619

P3 10		Joe SHELDON-SHAW				Kawasaki - Via Moto Racing						
IDEAL LAP TIME : 1:35.386		BEST LAP TIME : 1:35.556		DIFFERENCE : 0.170								
LAP	SECTOR 1	SECTOR 2	SECTOR 3	SECTOR 4	SECTOR 5	LAP TIME	MPH	DIFF	TIME OF DAY			
1 -		102.2	26.804	12.239	144.0	11.745	25.582	106.5	1:40.528	89.07	4.972	18:02:21.214
2 -	20.674	112.7	26.124	12.173	143.7	11.709	25.572	106.3	1:36.252	93.03	0.696	18:03:57.466
3 -	20.506	112.7	26.272	12.124	142.7	11.662	25.236	107.0	1:35.800 (3)	93.47	0.244	18:05:33.266
4 -	20.547	112.7	26.051	12.116	143.3	11.623	25.232	107.0	1:35.569 (2)	93.69	0.013	18:07:08.835
5 -	20.513	114.9	26.142	12.145	143.3	11.590	25.166	107.0	1:35.556 (1)	93.70		18:08:44.391
6 -	20.486	114.7	26.160	12.096	144.3	11.779	25.599	107.2	1:36.120	93.15	0.564	18:10:20.511
7 -	20.490	112.2	26.350	12.197	143.0	11.921	25.865	106.3	1:36.823	92.48	1.267	18:11:57.334
8 -	20.627	114.1	26.193	12.159	143.0	11.710	25.674	106.5	1:36.363	92.92	0.807	18:13:33.697
9 -	20.579	113.3	26.228	12.141	143.7	11.587	25.478	107.2	1:36.013	93.26	0.457	18:15:09.710
10 -	20.514	114.7	26.376	12.209	143.7	11.758	25.353	107.0	1:36.210	93.07	0.654	18:16:45.920
11 -	20.598	114.7	26.379	12.195	144.0	11.867	25.486	107.2	1:36.525	92.76	0.969	18:18:22.445
12 -	20.974	104.6	26.499	12.264	142.7	11.724	25.334	106.6	1:36.795	92.50	1.239	18:19:59.240

P4 9		Aaron CLIFFORD				Kawasaki - Clifford Racing						
IDEAL LAP TIME : 1:35.325		BEST LAP TIME : 1:35.944		DIFFERENCE : 0.619								
LAP	SECTOR 1	SECTOR 2	SECTOR 3	SECTOR 4	SECTOR 5	LAP TIME	MPH	DIFF	TIME OF DAY			
1 -		102.6	26.888	12.128	144.0	11.892	25.704	105.3	1:40.881	88.76	4.937	18:02:21.567
2 -	21.503	111.6	26.010	12.095	145.5	11.878	25.854	106.1	1:37.340	91.99	1.396	18:03:58.907
3 -	20.630	113.1	26.174	12.231	144.9	11.852	25.268	105.0	1:36.155 (2)	93.12	0.211	18:05:35.062
4 -	20.890	113.7	26.076	12.488	140.3	12.007	25.745	105.8	1:37.206	92.11	1.262	18:07:12.268
5 -	20.630	114.3	25.829	12.154	143.3	12.310	25.447	106.1	1:36.370	92.91	0.426	18:08:48.638
6 -	20.625	113.3	26.222	12.127	141.5	11.974	25.889	105.3	1:36.837	92.46	0.893	18:10:25.475
7 -	20.620	114.3	25.759	12.230	142.7	12.006	25.329	105.5	1:35.944 (1)	93.33		18:12:01.419
8 -	20.572	113.3	26.114	12.132	140.3	11.971	26.202	104.3	1:36.991	92.32	1.047	18:13:38.410
9 -	20.351	117.3	26.173	12.283	142.4	11.871	25.614	106.5	1:36.292	92.99	0.348	18:15:14.702

Weather / Track : Cloudy / Dry

Donington Park GP

Circuit Length = 2.4873 miles

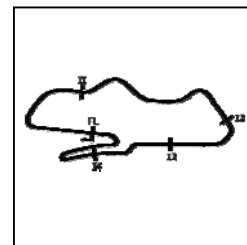
Start: 18:00 Flag 18:19 End: 18:21

MCRCB BULLETIN TK180

2018 Bennetts British Superbike Championship - Round 1

2018 Pirelli National Superstock 600 Championship with Black Horse

RACE 7 - SECTOR ANALYSIS



SECTOR 1 = FL to I1, SECTOR 2 = I1 to I2, SECTOR 3 = I2 to I3, SECTOR 4 = I3 to I4, SECTOR 5 = I4 to FL, DIFF = Difference To Personal Best Lap, P = Crossed Finish Line in Pit Lane, D = Time Disallowed

10 -	20.446	115.9	26.067	12.140	143.3	12.023	25.561	106.0	1:36.237	93.04	0.293	18:16:50.939
11 -	20.544	113.9	26.101	12.162	142.7	12.013	25.480	106.1	1:36.300	92.98	0.356	18:18:27.239
12 -	20.642	112.5	26.046	12.178	144.3	11.979	25.376	104.5	1:36.221 (3)	93.06	0.277	18:20:03.460

P5 41		Milo WARD					Kawasaki - G & S Racing					
IDEAL LAP TIME : 1:35.604		BEST LAP TIME : 1:36.116					DIFFERENCE : 0.512					
LAP	SECTOR 1	SECTOR 2	SECTOR 3	SECTOR 4	SECTOR 5	LAP TIME	MPH	DIFF	TIME OF DAY			
1 -		99.2	27.282	12.227	143.3	11.867	25.417	104.0	1:41.479	88.23	5.363	18:02:22.165
2 -	20.672	113.9	26.041	12.207	143.0	11.883	25.688	103.5	1:36.491	92.80	0.375	18:03:58.656
3 -	20.543	120.6	26.293	12.346	143.0	11.930	25.412	104.8	1:36.524	92.76	0.408	18:05:35.180
4 -	20.565	113.5	26.205	12.243	139.2	11.883	25.503	103.8	1:36.399	92.88	0.283	18:07:11.579
5 -	20.728	111.2	26.196	12.337	140.1	12.101	25.352	104.3	1:36.714	92.58	0.598	18:08:48.293
6 -	20.685	113.3	26.283	12.364	139.8	12.068	25.157	103.5	1:36.557	92.73	0.441	18:10:24.850
7 -	20.691	113.3	25.990	12.331	140.1	11.707	25.397	104.2	1:36.116 (1)	93.16		18:12:00.966
8 -	20.786	108.2	26.169	12.340	138.3	12.127	25.362	103.5	1:36.784	92.52	0.668	18:13:37.750
9 -	20.749	114.7	26.322	12.371	140.1	11.742	25.343	104.3	1:36.527	92.76	0.411	18:15:14.277
10 -	20.659	112.9	26.102	12.263	140.9	12.009	25.299	104.0	1:36.332 (2)	92.95	0.216	18:16:50.609
11 -	20.695	110.9	26.122	12.322	139.8	11.778	25.423	104.3	1:36.340 (3)	92.94	0.224	18:18:26.949
12 -	20.645	118.3	26.058	12.281	140.3	12.099	25.515	103.7	1:36.598	92.69	0.482	18:20:03.547

P6 5		Aaron CLARKE					Yamaha - Draper Racing					
IDEAL LAP TIME : 1:36.141		BEST LAP TIME : 1:36.470					DIFFERENCE : 0.329					
LAP	SECTOR 1	SECTOR 2	SECTOR 3	SECTOR 4	SECTOR 5	LAP TIME	MPH	DIFF	TIME OF DAY			
1 -	103.5	26.818	12.239	145.2	11.833	25.643	106.0	1:41.064	88.60	4.594	18:02:21.750	
2 -	20.790	115.3	26.180	12.250	144.6	11.822	25.452	106.5	1:36.494 (2)	92.79	0.024	18:03:58.244
3 -	20.756	117.9	26.366	12.375	144.3	11.848	25.759	106.6	1:37.104	92.21	0.634	18:05:35.348
4 -	20.822	115.5	26.063	12.297	144.9	11.870	26.060	106.8	1:37.112	92.20	0.642	18:07:12.460
5 -	20.721	116.5	26.021	12.359	144.6	11.902	25.719	106.3	1:36.722 (3)	92.57	0.252	18:08:49.182
6 -	20.639	118.9	26.198	12.275	144.6	11.790	25.568	106.8	1:36.470 (1)	92.82		18:10:25.652
7 -	20.859	115.1	26.100	12.459	143.3	11.971	25.467	106.6	1:36.856	92.45	0.386	18:12:02.508
8 -	20.913	112.9	26.264	12.381	143.7	12.003	25.802	105.8	1:37.363	91.96	0.893	18:13:39.871
9 -	21.095	106.8	26.714	12.490	142.4	11.941	26.070	106.5	1:38.310	91.08	1.840	18:15:18.181
10 -	21.232	105.0	26.769	12.527	141.5	12.095	26.102	106.0	1:38.725	90.70	2.255	18:16:56.906
11 -	21.141	106.5	26.942	12.662	140.9	12.090	26.492	104.8	1:39.327	90.15	2.857	18:18:36.233
12 -	21.412	105.1	26.994	12.611	141.8	12.190	26.466	103.8	1:39.673	89.83	3.203	18:20:15.906

P7 8		Grant NEWSTEAD					Yamaha - Team Tinklers					
IDEAL LAP TIME : 1:37.215		BEST LAP TIME : 1:37.411					DIFFERENCE : 0.196					
LAP	SECTOR 1	SECTOR 2	SECTOR 3	SECTOR 4	SECTOR 5	LAP TIME	MPH	DIFF	TIME OF DAY			
1 -	97.8	27.352	12.484	145.5	12.556	25.564	107.3	1:43.386	86.61	5.975	18:02:24.072	
2 -	21.250	110.0	26.860	12.439	144.0	12.143	25.349	107.7	1:38.041	91.33	0.630	18:04:02.113
3 -	21.164	108.4	26.851	12.520	143.0	12.135	25.405	107.5	1:38.075	91.30	0.664	18:05:40.188
4 -	21.074	112.4	26.963	12.445	143.0	12.058	25.365	108.2	1:37.905 (3)	91.46	0.494	18:07:18.093
5 -	21.012	113.7	26.723	12.447	143.7	12.124	25.105	107.3	1:37.411 (1)	91.92		18:08:55.504
6 -	21.077	113.5	26.831	12.537	142.7	12.016	25.210	107.5	1:37.671 (2)	91.67	0.260	18:10:33.175
7 -	21.296	112.7	26.763	12.579	142.4	12.065	25.362	108.0	1:38.065	91.31	0.654	18:12:11.240
8 -	21.209	114.5	26.643	12.469	143.0	12.138	25.704	106.5	1:38.163	91.22	0.752	18:13:49.403
9 -	21.376	111.8	26.901	12.494	143.7	12.047	25.269	107.8	1:38.087	91.29	0.676	18:15:27.490
10 -	21.251	112.9	26.851	12.539	143.7	12.050	25.515	106.1	1:38.206	91.18	0.795	18:17:05.696
11 -	21.315	112.7	26.843	12.600	142.7	12.252	25.612	107.0	1:38.622	90.79	1.211	18:18:44.318
12 -	21.553	107.2	27.343	12.657	142.1	12.195	25.711	106.1	1:39.459	90.03	2.048	18:20:23.777

P8 16		Luke HOPKINS					Yamaha - Hopkins Racing					
IDEAL LAP TIME : 1:37.766		BEST LAP TIME : 1:37.954					DIFFERENCE : 0.188					
LAP	SECTOR 1	SECTOR 2	SECTOR 3	SECTOR 4	SECTOR 5	LAP TIME	MPH	DIFF	TIME OF DAY			
1 -	101.8	27.298	12.368	141.5	13.401	27.257	106.5	1:44.769	85.46	6.815	18:02:25.455	
2 -	21.272	106.5	27.596	12.465	143.3	12.293	25.852	107.2	1:39.478	90.01	1.524	18:04:04.933
3 -	21.148	101.0	26.897	12.362	143.0	12.146	25.946	108.0	1:38.499	90.90	0.545	18:05:43.432
4 -	21.118	104.6	26.688	12.486	141.2	12.211	25.857	106.5	1:38.360 (3)	91.03	0.406	18:07:21.792
5 -	21.117	109.8	26.754	12.414	141.2	12.251	25.834	106.3	1:38.370	91.02	0.416	18:09:00.162

Weather / Track : Cloudy / Dry

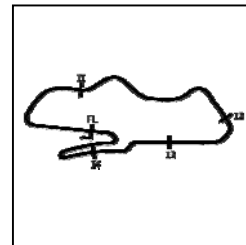
Donington Park GP
Circuit Length = 2.4873 miles
Start: 18:00 Flag 18:19 End: 18:21

MCRCB BULLETIN TK180

2018 Bennetts British Superbike Championship - Round 1

2018 Pirelli National Superstock 600 Championship with Black Horse

RACE 7 - SECTOR ANALYSIS



SECTOR 1 = FL to I1, SECTOR 2 = I1 to I2, SECTOR 3 = I2 to I3, SECTOR 4 = I3 to I4, SECTOR 5 = I4 to FL, DIFF = Difference To Personal Best Lap, P = Crossed Finish Line in Pit Lane, D = Time Disallowed

6-	21.122	109.2	26.790	12.337	140.3	12.058	25.647	106.8	1:37.954 (1)	91.41		18:10:38.116
7-	21.105	108.4	27.007	12.449	140.6	12.073	25.713	106.5	1:38.347 (2)	91.04	0.393	18:12:16.463
8-	21.039	108.4	26.978	12.351	140.6	12.416	26.148	106.0	1:38.932	90.51	0.978	18:13:55.395
9-	21.036	107.7	26.900	12.389	140.1	12.370	26.093	106.3	1:38.788	90.64	0.834	18:15:34.183
10-	21.133	107.0	26.977	12.374	140.9	12.316	25.889	106.5	1:38.689	90.73	0.735	18:17:12.872
11-	21.065	108.2	26.860	12.393	140.3	12.317	25.725	106.6	1:38.360 (3)	91.03	0.406	18:18:51.232
12-	21.114	106.8	26.845	12.428	140.6	12.094	26.005	106.3	1:38.486	90.92	0.532	18:20:29.718

P9	17	Josh WOOD				Kawasaki - Wood Racing						
IDEAL LAP TIME : 1:37.850		BEST LAP TIME : 1:38.241		DIFFERENCE : 0.391								
LAP	SECTOR 1	SECTOR 2	SECTOR 3	SECTOR 4	SECTOR 5	LAP TIME	MPH	DIFF	TIME OF DAY			
1-	99.7	27.622	12.500	144.9	12.747	26.569	106.5	1:44.288	85.86	6.047	18:02:24.974	
2-	21.247	106.1	27.470	12.467	143.7	14.225	25.726	107.0	1:41.135	88.53	2.894	18:04:06.109
3-	21.087	102.6	27.327	12.476	144.0	12.068	25.764	106.8	1:38.722	90.70	0.481	18:05:44.831
4-	21.214	101.8	27.266	12.541	142.7	12.109	25.809	107.2	1:38.939	90.50	0.698	18:07:23.770
5-	21.133	100.4	27.101	12.361	144.9	12.278	25.612	109.2	1:38.485 (3)	90.92	0.244	18:09:02.255
6-	21.079	103.2	26.938	12.324	144.6	12.020	25.880	108.7	1:38.241 (1)	91.14		18:10:40.496
7-	21.199	103.2	27.005	12.301	145.8	11.920	25.862	107.7	1:38.287 (2)	91.10	0.046	18:12:18.783
8-	21.265	100.0	27.135	12.401	144.3	12.085	25.751	107.7	1:38.637	90.78	0.396	18:13:57.420
9-	21.353	103.5	27.106	12.370	144.3	11.985	26.040	108.0	1:38.854	90.58	0.613	18:15:36.274
10-	21.476	101.8	27.211	12.318	144.6	12.439	25.843	102.7	1:39.287	90.18	1.046	18:17:15.561
11-	21.491	99.2	27.693	12.446	144.3	13.464	26.219	108.5	1:41.313	88.38	3.072	18:18:56.874
12-	21.158	100.4	27.492	12.385	145.5	12.329	25.993	107.2	1:39.357	90.12	1.116	18:20:36.231

P10	69	Caolán IRWIN				Yamaha - Irwin Racing						
IDEAL LAP TIME : 1:37.820		BEST LAP TIME : 1:38.206		DIFFERENCE : 0.386								
LAP	SECTOR 1	SECTOR 2	SECTOR 3	SECTOR 4	SECTOR 5	LAP TIME	MPH	DIFF	TIME OF DAY			
1-	97.8	28.553	12.571	143.3	12.418	27.070	107.8	1:46.952	83.72	8.746	18:02:27.638	
2-	21.539	100.9	27.201	12.520	144.6	12.168	26.321	107.3	1:39.749	89.76	1.543	18:04:07.387
3-	21.571	102.1	27.317	12.323	143.3	12.128	25.967	106.8	1:39.306	90.17	1.100	18:05:46.693
4-	21.172	105.8	27.241	12.650	142.4	12.288	25.838	107.2	1:39.189	90.27	0.983	18:07:25.882
5-	21.459	100.6	27.461	12.565	143.3	12.604	25.931	106.8	1:40.020	89.52	1.814	18:09:05.902
6-	21.331	103.5	27.340	12.523	142.7	11.936	25.531	107.3	1:38.661	90.75	0.455	18:10:44.563
7-	21.233	103.5	27.126	12.499	143.3	11.902	25.872	107.7	1:38.632 (3)	90.78	0.426	18:12:23.195
8-	21.236	100.9	27.195	12.472	141.8	12.341	25.651	107.7	1:38.895	90.54	0.689	18:14:02.090
9-	21.296	98.8	27.184	12.507	144.0	12.168	25.765	107.5	1:38.920	90.52	0.714	18:15:41.010
10-	21.147	103.0	27.081	12.410	143.0	12.024	25.544	107.0	1:38.206 (1)	91.18		18:17:19.216
11-	21.098	103.2	26.966	12.505	142.4	11.997	25.700	107.8	1:38.266 (2)	91.12	0.060	18:18:57.482
12-	21.177	101.3	27.134	12.455	144.9	12.076	26.065	107.5	1:38.907	90.53	0.701	18:20:36.389

P11	58	Cameron LEE				Yamaha - Allied Motorsport						
IDEAL LAP TIME : 1:37.941		BEST LAP TIME : 1:38.264		DIFFERENCE : 0.323								
LAP	SECTOR 1	SECTOR 2	SECTOR 3	SECTOR 4	SECTOR 5	LAP TIME	MPH	DIFF	TIME OF DAY			
1-	98.2	27.783	12.270	145.2	12.470	26.677	106.0	1:44.515	85.67	6.251	18:02:25.201	
2-	21.397	106.0	27.544	12.457	143.3	12.092	26.062	105.1	1:39.552	89.94	1.288	18:04:04.753
3-	21.157	104.8	26.890	12.414	142.7	11.925	26.086	106.5	1:38.472 (2)	90.93	0.208	18:05:43.225
4-	21.170	104.5	26.650	12.439	140.6	12.247	26.917	104.6	1:39.423	90.06	1.159	18:07:22.648
5-	21.417	106.5	26.849	12.272	143.0	12.185	26.503	105.3	1:39.226	90.24	0.962	18:09:01.874
6-	21.299	102.6	26.607	12.337	142.7	11.860	26.161	106.1	1:38.264 (1)	91.12		18:10:40.138
7-	21.305	103.0	26.748	12.382	142.7	11.922	26.436	106.3	1:38.793 (3)	90.63	0.529	18:12:18.931
8-	21.309	105.0	27.312	12.453	143.7	11.960	26.314	105.8	1:39.348	90.13	1.084	18:13:58.279
9-	21.396	105.6	26.592	12.491	142.1	12.037	26.660	105.5	1:39.176	90.28	0.912	18:15:37.455
10-	21.390	105.6	26.756	12.319	143.7	12.643	26.485	105.5	1:39.593	89.91	1.329	18:17:17.048
11-	21.257	104.8	26.841	12.418	141.8	12.253	26.323	105.3	1:39.092	90.36	0.828	18:18:56.140
12-	21.342	103.0	27.103	12.618	142.1	12.154	27.088	106.0	1:40.305	89.27	2.041	18:20:36.445

P12	34	Aaron SILVESTER				Yamaha - A & J Racing						
IDEAL LAP TIME : 1:37.883		BEST LAP TIME : 1:38.142		DIFFERENCE : 0.259								
LAP	SECTOR 1	SECTOR 2	SECTOR 3	SECTOR 4	SECTOR 5	LAP TIME	MPH	DIFF	TIME OF DAY			
1-	101.6	27.863	12.593	144.9	12.533	26.546	106.0	1:45.560	84.82	7.418	18:02:26.246	

Weather / Track : Cloudy / Dry

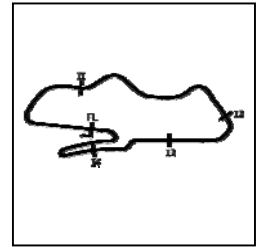
Donington Park GP
 Circuit Length = 2.4873 miles
 Start: 18:00 Flag 18:19 End: 18:21

MCRCB BULLETIN TK180

2018 Bennetts British Superbike Championship - Round 1

2018 Pirelli National Superstock 600 Championship with Black Horse

RACE 7 - SECTOR ANALYSIS



SECTOR 1 = FL to I1, SECTOR 2 = I1 to I2, SECTOR 3 = I2 to I3, SECTOR 4 = I3 to I4, SECTOR 5 = I4 to FL, DIFF = Difference To Personal Best Lap, P = Crossed Finish Line in Pit Lane, D = Time Disallowed

2 -	21.472	107.3	27.509	12.591	145.8	12.735	26.426	105.6	1:40.733	88.89	2.591	18:04:06.979
3 -	21.641	107.5	27.118	12.359	145.2	12.166	26.596	105.8	1:39.880	89.65	1.738	18:05:46.859
4 -	21.303	106.5	27.391	12.464	146.2	12.381	26.272	106.5	1:39.811	89.71	1.669	18:07:26.670
5 -	21.437	108.0	27.127	12.434	145.8	12.493	26.204	103.0	1:39.695	89.81	1.553	18:09:06.365
6 -	21.283	106.8	27.176	12.360	144.0	12.278	25.846	105.3	1:38.943	90.50	0.801	18:10:45.308
7 -	21.131	110.1	27.041	12.355	143.3	12.091	25.729	106.6	1:38.347 (2)	91.04	0.205	18:12:23.655
8 -	21.122	107.3	27.377	12.474	142.7	12.249	25.885	107.0	1:39.107	90.35	0.965	18:14:02.762
9 -	21.198	105.5	26.999	12.284	144.9	12.332	25.894	106.3	1:38.707	90.71	0.565	18:15:41.469
10 -	20.967	106.5	27.120	12.338	144.9	12.237	25.687	106.5	1:38.349 (3)	91.04	0.207	18:17:19.818
11 -	20.926	107.0	26.895	12.292	144.9	12.323	25.706	107.2	1:38.142 (1)	91.23		18:18:57.960
12 -	21.062	109.2	26.986	12.305	146.5	12.421	25.963	107.2	1:38.737	90.68	0.595	18:20:36.697

P13 3 Mark CLAYTON Yamaha - KSM Racing
IDEAL LAP TIME : 1:38.020 BEST LAP TIME : 1:38.276 DIFFERENCE : 0.256

LAP	SECTOR 1	SECTOR 2	SECTOR 3	SECTOR 4	SECTOR 5	LAP TIME	MPH	DIFF	TIME OF DAY			
1 -		108.2	27.541	12.750	144.3	12.258	26.003	106.6	1:49.131	82.05	10.855	18:02:29.817
2 -	21.560	101.6	27.526	12.492	142.1	12.170	25.904	108.4	1:39.652	89.85	1.376	18:04:09.469
3 -	21.853	99.7	27.467	12.611	143.0	12.303	25.943	107.2	1:40.177	89.38	1.901	18:05:49.646
4 -	21.022	109.4	26.904	12.666	141.8	12.023	25.996	108.4	1:38.611	90.80	0.335	18:07:28.257
5 -	21.123	108.0	27.173	12.358	144.0	12.226	26.553	105.3	1:39.433	90.05	1.157	18:09:07.690
6 -	21.177	106.3	27.060	12.398	144.3	12.440	25.837	108.7	1:38.912	90.52	0.636	18:10:46.602
7 -	20.985	110.9	27.273	12.495	143.0	12.086	26.026	108.0	1:38.865	90.57	0.589	18:12:25.467
8 -	21.146	106.8	26.938	12.493	141.5	12.096	26.377	106.8	1:39.050	90.40	0.774	18:14:04.517
9 -	21.081	107.8	26.880	12.348	144.0	12.233	25.975	107.7	1:38.517 (2)	90.89	0.241	18:15:43.034
10 -	21.071	106.3	26.839	12.353	143.0	12.011	26.002	108.0	1:38.276 (1)	91.11		18:17:21.310
11 -	21.104	108.9	26.938	12.381	142.1	12.223	25.892	107.7	1:38.538	90.87	0.262	18:18:59.848
12 -	21.063	109.4	26.937	12.443	141.8	12.135	25.949	107.5	1:38.527 (3)	90.88	0.251	18:20:38.375

P14 77 Matty WHELAN MV Agusta - Blueline Bennetts MV Agusta
IDEAL LAP TIME : 1:37.688 BEST LAP TIME : 1:38.101 DIFFERENCE : 0.413

LAP	SECTOR 1	SECTOR 2	SECTOR 3	SECTOR 4	SECTOR 5	LAP TIME	MPH	DIFF	TIME OF DAY			
1 -		96.9	28.351	12.592	144.0	12.372	26.034	105.3	1:46.149	84.35	8.048	18:02:26.835
2 -	21.232	103.0	27.281	12.755	140.9	12.794	26.879	105.0	1:40.941	88.70	2.840	18:04:07.776
3 -	21.370	104.8	27.391	12.578	142.1	12.290	26.183	105.8	1:39.812	89.71	1.711	18:05:47.588
4 -	21.166	103.4	27.272	12.669	143.7	12.394	26.037	105.6	1:39.538	89.96	1.437	18:07:27.126
5 -	21.317	106.3	27.110	12.750	143.0	12.339	26.442	106.0	1:39.958	89.58	1.857	18:09:07.084
6 -	21.236	111.6	26.723	12.544	142.1	12.435	25.651	105.8	1:38.589	90.82	0.488	18:10:45.673
7 -	21.040	110.1	26.896	12.450	143.3	12.122	25.593	106.5	1:38.101 (1)	91.27		18:12:23.774
8 -	21.205	110.0	27.002	12.755	139.2	12.241	26.221	103.5	1:39.424	90.06	1.323	18:14:03.198
9 -	21.188	102.7	26.728	12.487	143.7	12.130	25.930	105.5	1:38.463 (3)	90.94	0.362	18:15:41.661
10 -	21.031	104.6	27.024	12.472	144.0	12.190	27.293	105.5	1:40.010	89.53	1.909	18:17:21.671
11 -	20.902	109.1	26.621	12.556	137.7	12.528	25.842	106.0	1:38.449 (2)	90.95	0.348	18:19:00.120
12 -	21.071	107.7	26.804	12.576	142.7	12.177	25.848	105.1	1:38.476	90.93	0.375	18:20:38.596

P15 7 Aaron WRIGHT Yamaha - Jezaro.com
IDEAL LAP TIME : 1:37.743 BEST LAP TIME : 1:38.429 DIFFERENCE : 0.686

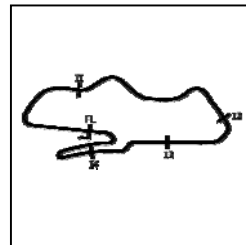
LAP	SECTOR 1	SECTOR 2	SECTOR 3	SECTOR 4	SECTOR 5	LAP TIME	MPH	DIFF	TIME OF DAY			
1 -		99.1	27.776	12.529	146.5	12.536	26.863	107.0	1:45.283	85.05	6.854	18:02:25.969
2 -	21.176	105.0	27.763	12.783	146.2	12.589	26.842	106.6	1:41.153	88.52	2.724	18:04:07.122
3 -	21.308	107.3	27.527	12.301	145.8	12.254	26.960	106.8	1:40.350	89.23	1.921	18:05:47.472
4 -	20.980	110.1	27.307	12.479	143.7	12.636	26.520	107.5	1:39.922	89.61	1.493	18:07:27.394
5 -	21.199	110.0	27.389	12.596	141.8	12.418	26.704	103.5	1:40.306	89.27	1.877	18:09:07.700
6 -	21.474	110.5	27.033	12.313	145.8	12.430	26.659	106.8	1:39.909	89.62	1.480	18:10:47.609
7 -	21.013	110.9	27.169	12.450	146.5	12.669	26.003	105.8	1:39.304	90.17	0.875	18:12:26.913
8 -	21.007	104.6	27.010	12.344	145.5	12.181	26.184	106.0	1:38.726	90.70	0.297	18:14:05.639
9 -	21.377	108.0	26.507	12.463	144.3	12.190	26.142	107.3	1:38.679 (3)	90.74	0.250	18:15:44.318
10 -	20.975	109.6	26.757	12.389	145.5	12.230	26.078	107.7	1:38.429 (1)	90.97		18:17:22.747
11 -	20.906	110.1	26.778	12.298	145.5	12.407	26.068	106.6	1:38.457 (2)	90.94	0.028	18:19:01.204
12 -	21.110	106.0	27.275	12.348	145.2	12.173	25.859	106.0	1:38.765	90.66	0.336	18:20:39.969

MCRCB BULLETIN TK180

2018 Bennetts British Superbike Championship - Round 1

2018 Pirelli National Superstock 600 Championship with Black Horse

RACE 7 - SECTOR ANALYSIS



SECTOR 1 = FL to I1, SECTOR 2 = I1 to I2, SECTOR 3 = I2 to I3, SECTOR 4 = I3 to I4, SECTOR 5 = I4 to FL, DIFF = Difference To Personal Best Lap, P = Crossed Finish Line in Pit Lane, D = Time Disallowed

P16 66		Cameron FRASER			Yamaha - Jones Dorling Racing							
IDEAL LAP TIME : 1:38.218		BEST LAP TIME : 1:38.490			DIFFERENCE : 0.272							
LAP	SECTOR 1	SECTOR 2	SECTOR 3	SECTOR 4	SECTOR 5	LAP TIME	MPH	DIFF	TIME OF DAY			
1 -		105.0	28.036	12.496	147.4	12.482	26.440	106.8	1:45.808	84.62	7.318	18:02:26.494
2 -	21.071	108.2	27.353	12.704	143.7	12.865	26.008	106.5	1:40.001	89.54	1.511	18:04:06.495
3 -	21.300	103.5	27.202	12.551	146.2	12.216	26.287	106.5	1:39.556	89.94	1.066	18:05:46.051
4 -	21.264	108.0	27.550	12.648	142.7	12.346	26.278	105.3	1:40.086	89.46	1.596	18:07:26.137
5 -	21.262	103.2	27.583	12.464	146.2	12.639	26.588	105.8	1:40.536	89.06	2.046	18:09:06.673
6 -	21.306	106.8	27.247	12.406	145.8	12.295	26.137	106.1	1:39.391	90.09	0.901	18:10:46.064
7 -	21.018	107.0	26.901	12.321	146.8	12.050	26.200	105.6	1:38.490 (1)	90.91		18:12:24.554
8 -	21.013	106.6	26.932	12.463	141.5	12.850	26.138	105.8	1:39.396	90.08	0.906	18:14:03.950
9 -	21.155	101.3	27.133	12.425	144.6	12.311	26.297	107.2	1:39.321	90.15	0.831	18:15:43.271
10 -	21.203	105.0	26.980	12.449	144.0	12.192	25.933	107.2	1:38.757 (2)	90.67	0.267	18:17:22.028
11 -	21.045	104.5	27.104	12.403	143.0	12.345	26.015	106.6	1:38.912 (3)	90.52	0.422	18:19:00.940
12 -	21.261	102.4	27.125	12.565	140.9	12.629	26.311	106.1	1:39.891	89.64	1.401	18:20:40.831

P17 12		James NAGY			Kawasaki - Steelmate Racing							
IDEAL LAP TIME : 1:39.267		BEST LAP TIME : 1:39.617			DIFFERENCE : 0.350							
LAP	SECTOR 1	SECTOR 2	SECTOR 3	SECTOR 4	SECTOR 5	LAP TIME	MPH	DIFF	TIME OF DAY			
1 -		100.0	27.811	12.550	143.0	12.508	26.318	108.9	1:44.939	85.32	5.322	18:02:25.625
2 -	21.335	105.5	27.660	12.433	139.2	12.878	26.236	107.5	1:40.542	89.06	0.925	18:04:06.167
3 -	21.425	109.6	27.272	12.434	143.3	12.199	26.287	106.5	1:39.617 (1)	89.88		18:05:45.784
4 -	21.342	110.0	27.587	12.649	140.6	12.654	26.434	104.0	1:40.666	88.95	1.049	18:07:26.450
5 -	21.322	109.4	27.650	12.488	139.2	12.543	26.385	106.6	1:40.388	89.19	0.771	18:09:06.838
6 -	21.436	106.5	27.389	12.329	140.1	12.804	26.308	107.3	1:40.266 (2)	89.30	0.649	18:10:47.104
7 -	21.271	108.7	27.272	12.505	137.2	12.603	26.630	108.2	1:40.281 (3)	89.29	0.664	18:12:27.385
8 -	21.231	108.5	27.594	12.537	137.2	12.658	26.923	105.0	1:40.943	88.70	1.326	18:14:08.328
9 -	21.542	110.0	27.695	12.571	140.9	12.448	26.604	106.5	1:40.860	88.78	1.243	18:15:49.188
10 -	21.579	108.5	27.499	12.663	139.2	12.803	27.173	105.1	1:41.717	88.03	2.100	18:17:30.905
11 -	21.619	109.8	28.080	12.670	140.9	12.499	26.556	104.3	1:41.424	88.28	1.807	18:19:12.329
12 -	21.777	110.5	27.964	12.675	140.1	12.616	26.422	105.0	1:41.454	88.26	1.837	18:20:53.783

P18 31		Alex WOOD			Yamaha - Paul Veazey Racing							
IDEAL LAP TIME : 1:38.882		BEST LAP TIME : 1:39.698			DIFFERENCE : 0.816							
LAP	SECTOR 1	SECTOR 2	SECTOR 3	SECTOR 4	SECTOR 5	LAP TIME	MPH	DIFF	TIME OF DAY			
1 -		94.9	28.269	12.813	144.0	12.494	27.075	104.5	1:47.626	83.19	7.928	18:02:28.312
2 -	21.530	103.8	27.471	12.569	142.7	12.359	26.956	105.0	1:40.885	88.75	1.187	18:04:09.197
3 -	22.037	98.9	27.327	12.800	143.7	12.201	26.991	103.7	1:41.356	88.34	1.658	18:05:50.553
4 -	21.633	98.9	27.478	12.790	139.8	12.530	26.618	104.8	1:41.049	88.61	1.351	18:07:31.602
5 -	22.037	100.0	27.861	12.754	139.8	12.281	26.372	104.5	1:41.305	88.39	1.607	18:09:12.907
6 -	21.958	102.6	27.858	12.728	142.1	12.373	26.205	105.5	1:41.122	88.55	1.424	18:10:54.029
7 -	21.588	101.2	27.269	12.580	140.3	12.294	26.062	105.3	1:39.793 (3)	89.73	0.095	18:12:33.822
8 -	21.561	103.2	26.964	12.894	139.8	12.215	26.458	104.8	1:40.092	89.46	0.394	18:14:13.914
9 -	21.402	97.5	27.305	12.622	143.0	12.649	26.499	104.6	1:40.477	89.11	0.779	18:15:54.391
10 -	21.408	101.3	27.254	12.668	139.5	12.297	26.099	104.2	1:39.726 (2)	89.79	0.028	18:17:34.117
11 -	21.693	101.0	27.124	12.589	140.3	12.538	25.754	105.0	1:39.698 (1)	89.81		18:19:13.815
12 -	21.394	104.3	27.097	12.627	141.5	12.760	26.297	104.5	1:40.175	89.38	0.477	18:20:53.990

P19 2		TJ TOMS			Kawasaki - Squidge Racing							
IDEAL LAP TIME : 1:39.101		BEST LAP TIME : 1:39.688			DIFFERENCE : 0.587							
LAP	SECTOR 1	SECTOR 2	SECTOR 3	SECTOR 4	SECTOR 5	LAP TIME	MPH	DIFF	TIME OF DAY			
1 -		101.3	28.221	12.486	145.2	12.532	27.317	106.8	1:47.022	83.66	7.334	18:02:27.708
2 -	21.547	104.5	27.465	12.566	142.7	12.356	27.029	101.0	1:40.963	88.69	1.275	18:04:08.671
3 -	22.193	106.3	27.606	12.766	138.3	12.470	26.910	103.4	1:41.945	87.83	2.257	18:05:50.616
4 -	22.186	101.5	27.689	12.836	141.8	12.710	26.434	106.6	1:41.855	87.91	2.167	18:07:32.471
5 -	21.684	107.7	27.500	13.075	141.5	12.502	26.248	108.0	1:41.009	88.65	1.321	18:09:13.480
6 -	21.541	102.7	27.407	12.894	142.4	12.372	26.060	105.8	1:40.274	89.29	0.586	18:10:53.754
7 -	21.418	108.5	27.204	12.608	143.3	12.116	26.342	106.3	1:39.688 (1)	89.82		18:12:33.442
8 -	21.509	109.2	27.274	12.803	141.8	12.389	26.328	107.0	1:40.303	89.27	0.615	18:14:13.745
9 -	21.235	108.9	27.509	12.644	143.0	12.783	26.756	107.0	1:40.927	88.72	1.239	18:15:54.672

Weather / Track : Cloudy / Dry

Donington Park GP

Circuit Length = 2.4873 miles

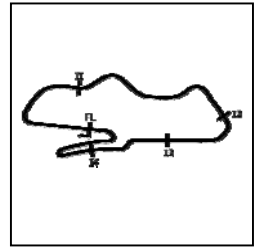
Start: 18:00 Flag 18:19 End: 18:21

MCRCB BULLETIN TK180

2018 Bennetts British Superbike Championship - Round 1

2018 Pirelli National Superstock 600 Championship with Black Horse

RACE 7 - SECTOR ANALYSIS



SECTOR 1 = FL to I1, SECTOR 2 = I1 to I2, SECTOR 3 = I2 to I3, SECTOR 4 = I3 to I4, SECTOR 5 = I4 to FL, DIFF = Difference To Personal Best Lap, P = Crossed Finish Line in Pit Lane, D = Time Disallowed

10 -	21.449	106.6	27.314	12.562	141.8	12.561	26.379	106.6	1:40.265 (2)	89.30	0.577	18:17:34.937
11 -	21.673	100.3	27.496	12.577	143.3	12.381	26.140	107.2	1:40.267 (3)	89.30	0.579	18:19:15.204
12 -	21.526	110.1	27.323	12.670	143.3	12.312	26.557	106.6	1:40.388	89.19	0.700	18:20:55.592

P20 32		Mark PIPER					Yamaha - Pied Piper Racing					
IDEAL LAP TIME : 1:40.535		BEST LAP TIME : 1:41.324					DIFFERENCE : 0.789					
LAP	SECTOR 1	SECTOR 2	SECTOR 3	SECTOR 4	SECTOR 5	LAP TIME	MPH	DIFF	TIME OF DAY			
1 -		89.8	28.908	12.739	144.3	12.696	27.235	103.8	1:48.661	82.40	7.337	18:02:29.347
2 -	21.947	98.8	28.503	12.756	142.7	12.458	27.058	103.2	1:42.722	87.17	1.398	18:04:12.069
3 -	22.245	95.5	27.911	12.867	140.3	12.587	27.015	103.0	1:42.625	87.25	1.301	18:05:54.694
4 -	22.164	96.2	27.746	12.873	140.3	12.459	26.931	104.0	1:42.173	87.64	0.849	18:07:36.867
5 -	21.822	100.6	28.062	12.717	143.7	12.602	26.659	104.6	1:41.862	87.90	0.538	18:09:18.729
6 -	21.499	101.5	28.237	12.857	141.5	12.371	26.545	104.6	1:41.509 (3)	88.21	0.185	18:11:00.238
7 -	21.760	100.7	27.796	12.761	140.6	12.236	26.791	103.0	1:41.344 (2)	88.35	0.020	18:12:41.582
8 -	21.681	101.0	27.756	12.991	138.6	12.349	26.744	104.0	1:41.521	88.20	0.197	18:14:23.103
9 -	21.902	100.0	27.813	12.792	141.2	12.219	26.598	103.4	1:41.324 (1)	88.37		18:16:04.427
10 -	21.708	101.8	27.555	12.835	141.2	13.485	26.864	104.2	1:42.447	87.40	1.123	18:17:46.874
11 -	21.736	100.9	28.013	12.762	140.1	12.447	26.918	103.8	1:41.876	87.89	0.552	18:19:28.750
12 -	21.949	98.1	27.743	12.760	140.1	12.360	27.025	103.4	1:41.837	87.92	0.513	18:21:10.587

P21 44		Ewan POTTER					Yamaha - Jones Dorling Racing					
IDEAL LAP TIME : 1:43.307		BEST LAP TIME : 1:43.881					DIFFERENCE : 0.574					
LAP	SECTOR 1	SECTOR 2	SECTOR 3	SECTOR 4	SECTOR 5	LAP TIME	MPH	DIFF	TIME OF DAY			
1 -		95.8	29.445	13.208	140.9	13.296	27.376	107.3	1:51.035	80.64	7.154	18:02:31.721
2 -	22.147	101.5	28.511	13.103	139.5	13.178	27.237	106.0	1:44.176 (3)	85.95	0.295	18:04:15.897
3 -	22.609	100.0	28.878	13.056	141.2	13.060	27.515	105.8	1:45.118	85.18	1.237	18:06:01.015
4 -	22.584	100.4	28.775	13.351	141.2	12.969	27.461	105.5	1:45.140	85.16	1.259	18:07:46.155
5 -	22.381	101.6	28.902	13.224	140.6	12.961	27.090	106.6	1:44.558	85.64	0.677	18:09:30.713
6 -	22.391	103.0	28.520	13.180	140.3	12.922	26.868	105.5	1:43.881 (1)	86.19		18:11:14.594
7 -	22.345	101.8	29.023	13.024	141.5	12.790	26.835	104.6	1:44.017 (2)	86.08	0.136	18:12:58.611
8 -	22.604	95.7	28.790	13.317	138.3	13.060	27.439	104.8	1:45.210	85.11	1.329	18:14:43.821
9 -	22.899	97.5	28.640	13.039	140.9	13.094	27.505	104.5	1:45.177	85.13	1.296	18:16:28.998
10 -	22.337	97.1	29.005	13.159	138.3	12.911	27.360	106.1	1:44.772	85.46	0.891	18:18:13.770
11 -	22.522	95.4	28.650	13.127	135.0	13.130	27.051	104.8	1:44.480	85.70	0.599	18:19:58.250

P22 27		Jamie ASHBY					Yamaha - JPA Racing / Davison Transport					
IDEAL LAP TIME : 1:44.466		BEST LAP TIME : 1:45.038					DIFFERENCE : 0.572					
LAP	SECTOR 1	SECTOR 2	SECTOR 3	SECTOR 4	SECTOR 5	LAP TIME	MPH	DIFF	TIME OF DAY			
1 -		94.1	29.580	13.005	137.7	12.901	29.225	101.5	1:52.099	79.87	7.061	18:02:32.785
2 -	22.914	96.5	29.372	13.035	138.0	13.149	27.881	100.7	1:46.351	84.19	1.313	18:04:19.136
3 -	22.582	99.5	28.985	12.876	137.5	12.977	27.618	100.6	1:45.038 (1)	85.24		18:06:04.174
4 -	22.459	99.5	28.991	12.892	137.5	13.028	27.830	101.3	1:45.200	85.11	0.162	18:07:49.374
5 -	22.528	98.1	28.852	12.851	137.5	13.144	27.688	101.6	1:45.063 (2)	85.22	0.025	18:09:34.437
6 -	22.930	96.5	29.187	13.010	138.0	12.931	27.644	101.5	1:45.702	84.71	0.664	18:11:20.139
7 -	22.601	97.3	28.844	12.973	137.7	12.977	27.851	100.4	1:45.246	85.08	0.208	18:13:05.385
8 -	22.538	98.5	28.938	13.106	138.0	12.940	27.751	102.1	1:45.273	85.05	0.235	18:14:50.658
9 -	22.552	98.1	29.007	12.980	137.2	12.883	27.703	101.6	1:45.125	85.17	0.087	18:16:35.783
10 -	22.407	99.1	29.018	13.085	138.3	12.915	27.681	101.9	1:45.106	85.19	0.068	18:18:20.889
11 -	22.410	97.6	28.707	12.932	135.5	13.065	27.991	101.8	1:45.105 (3)	85.19	0.067	18:20:05.994

P23 6		Conor WHEELER					Yamaha - Conor Wheeler Racing					
IDEAL LAP TIME : 1:43.814		BEST LAP TIME : 1:44.184					DIFFERENCE : 0.370					
LAP	SECTOR 1	SECTOR 2	SECTOR 3	SECTOR 4	SECTOR 5	LAP TIME	MPH	DIFF	TIME OF DAY			
1 -		99.5	29.740	13.330	132.3	13.374	28.395	104.3	1:52.918	79.29	8.734	18:02:33.604
2 -	22.438	98.8	29.324	13.306	130.8	13.327	29.114	102.4	1:47.509	83.29	3.325	18:04:21.113
3 -	22.789	98.3	28.831	12.962	136.3	13.309	28.491	103.5	1:46.382	84.17	2.198	18:06:07.495
4 -	22.341	102.1	28.709	13.416	129.3	13.336	28.615	103.2	1:46.417	84.14	2.233	18:07:53.912
5 -	22.438	104.0	28.547	13.057	128.3	13.345	28.858	102.9	1:46.245	84.28	2.061	18:09:40.157
6 -	22.596	96.8	28.920	13.283	127.3	13.538	28.433	103.8	1:46.770	83.86	2.586	18:11:26.927
7 -	22.246	102.1	28.478	12.952	138.0	12.933	27.951	102.4	1:44.560 (3)	85.63	0.376	18:13:11.487

Weather / Track : Cloudy / Dry

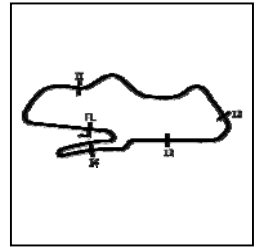
Donington Park GP
 Circuit Length = 2.4873 miles
 Start: 18:00 Flag 18:19 End: 18:21

MCRCB BULLETIN TK180

2018 Bennetts British Superbike Championship - Round 1

2018 Pirelli National Superstock 600 Championship with Black Horse

RACE 7 - SECTOR ANALYSIS



SECTOR 1 = FL to I1, SECTOR 2 = I1 to I2, SECTOR 3 = I2 to I3, SECTOR 4 = I3 to I4, SECTOR 5 = I4 to FL, DIFF = Difference To Personal Best Lap, P = Crossed Finish Line in Pit Lane, D = Time Disallowed

8 -	22.314	104.5	28.392	12.907	137.5	13.042	28.234	104.2	1:44.889	85.37	0.705	18:14:56.376
9 -	22.279	103.0	28.203	12.995	133.1	13.080	27.872	104.2	1:44.429 (2)	85.74	0.245	18:16:40.805
10 -	22.071	102.7	28.342	12.874	138.0	13.164	27.733	104.6	1:44.184 (1)	85.94		18:18:24.989
11 -	22.182	101.6	28.846	13.141	128.5	13.427	28.278	103.0	1:45.874	84.57	1.690	18:20:10.863

P24	4	Connor MOODY					Kawasaki - Steelmate Racing					
IDEAL LAP TIME : 1:45.480		BEST LAP TIME : 1:45.689				DIFFERENCE : 0.209						
LAP	SECTOR 1	SECTOR 2	SECTOR 3	SECTOR 4	SECTOR 5	LAP TIME	MPH	DIFF	TIME OF DAY			
1 -	96.6	29.841	13.264	129.8	13.636	28.732	98.6	1:53.857	78.64	8.168	18:02:34.543	
2 -	22.514	100.0	28.634	13.125	131.3	13.565	28.525	97.2	1:46.363 (3)	84.18	0.674	18:04:20.906
3 -	22.467	100.1	28.500	13.032	135.2	13.167	28.523	97.5	1:45.689 (1)	84.72		18:06:06.595
4 -	22.397	100.9	28.361	13.274	132.6	13.397	28.636	98.2	1:46.065 (2)	84.42	0.376	18:07:52.660
5 -	22.564	102.1	28.845	13.197	131.0	13.468	29.086	97.1	1:47.160	83.56	1.471	18:09:39.820
6 -	22.707	98.8	28.922	13.387	130.3	13.552	29.133	96.1	1:47.701	83.14	2.012	18:11:27.521
7 -	22.931	105.3	29.117	13.417	127.0	13.555	29.245	94.7	1:48.265	82.70	2.576	18:13:15.786
8 -	23.292	102.6	29.610	13.568	124.0	13.576	29.497	94.6	1:49.543	81.74	3.854	18:15:05.329
9 -	23.264	98.6	29.774	13.475	126.6	13.647	29.105	94.2	1:49.265	81.95	3.576	18:16:54.594
10 -	23.063	97.5	29.292	13.424	128.3	13.460	28.803	94.9	1:48.042	82.87	2.353	18:18:42.636
11 -	23.024	101.3	29.137	13.290	128.8	13.474	28.646	94.9	1:47.571	83.24	1.882	18:20:30.207

P25	26	Adam HARTGROVE					Yamaha - Adam Hartgrove Racing					
IDEAL LAP TIME : 1:37.721		BEST LAP TIME : 1:37.831				DIFFERENCE : 0.110						
LAP	SECTOR 1	SECTOR 2	SECTOR 3	SECTOR 4	SECTOR 5	LAP TIME	MPH	DIFF	TIME OF DAY			
1 -	100.1	28.206	12.509	140.1	12.851	27.270	107.5	1:46.747	83.88	8.916	18:02:27.433	
2 -	20.809	107.3	27.279	12.565	144.6	12.638	26.869	108.4	1:40.160	89.40	2.329	18:04:07.593
3 -	21.429	104.8	27.374	12.291	144.9	12.430	25.984	108.5	1:39.508 (3)	89.98	1.677	18:05:47.101
4 -	20.881	104.3	27.281	12.613	143.0	12.877	26.147	109.1	1:39.799	89.72	1.968	18:07:26.900
5 -	21.351	105.3	27.544	12.498	142.7	12.426	26.950	105.5	1:40.769	88.86	2.938	18:09:07.669
6 -	20.940	107.8	27.155	12.316	143.3	12.461	25.838	107.8	1:38.710 (2)	90.71	0.879	18:10:46.379
7 -	20.919	108.5	26.967	12.156	143.7	12.116	25.673	107.0	1:37.831 (1)	91.52		18:12:24.210

P26	19	James ALDERSON					Triumph - R Alderson & Sons Racing					
IDEAL LAP TIME : 1:40.736		BEST LAP TIME : 1:40.765				DIFFERENCE : 0.029						
LAP	SECTOR 1	SECTOR 2	SECTOR 3	SECTOR 4	SECTOR 5	LAP TIME	MPH	DIFF	TIME OF DAY			
1 -	95.4	29.821	12.965	141.5	13.154	26.770	106.5	1:50.610	80.95	9.845	18:02:31.296	
2 -	21.969	101.8	28.149	12.809	140.3	12.827	26.427	106.3	1:42.181	87.63	1.416	18:04:13.477
3 -	21.976	101.0	27.808	12.747	141.5	12.401	26.493	106.3	1:41.425 (3)	88.28	0.660	18:05:54.902
4 -	22.063	96.6	27.963	12.806	139.8	12.471	26.810	104.5	1:42.113	87.69	1.348	18:07:37.015
5 -	21.805	99.8	27.722	12.711	141.2	12.488	26.297	107.0	1:41.023 (2)	88.63	0.258	18:09:18.038
6 -	21.702	100.6	27.719	12.740	141.5	12.370	26.234	106.5	1:40.765 (1)	88.86		18:10:58.803

P27	14	Louis VALLELEY					Kawasaki - Pharaoh Racing					
IDEAL LAP TIME : 1:36.578		BEST LAP TIME : 1:36.839				DIFFERENCE : 0.261						
LAP	SECTOR 1	SECTOR 2	SECTOR 3	SECTOR 4	SECTOR 5	LAP TIME	MPH	DIFF	TIME OF DAY			
1 -	98.2	27.352	12.353	143.3	12.076	25.465	106.1	1:42.117	87.68	5.278	18:02:22.803	
2 -	20.761	115.5	26.627	12.377	142.4	11.757	25.317	106.1	1:36.839 (1)	92.46		18:03:59.642
3 -	20.699	114.5	26.452	12.690	139.8	12.125	26.072	106.0	1:38.038 (2)	91.33	1.199	18:05:37.680

Weather / Track : Cloudy / Dry

Donington Park GP
Circuit Length = 2.4873 miles
Start: 18:00 Flag 18:19 End: 18:21

MCRCB BULLETIN TK181

2018 Bennetts British Superbike Championship - Round 1

2018 Pirelli National Superstock 600 Championship with Black Horse

RACE 7 - BEST SECTORS

POS	SECTOR 1		SECTOR 2		SECTOR 3		SECTOR 4		SECTOR 5		IDEAL / BEST COMPARISON										
	NO	TIME	NO	TIME	NO	TIME	NO	TIME	NO	TIME	POS	NO	NAME	IDEAL	BEST	DIFF					
														PERFECT LAP	1:34.719						
1	55	KEY	20.339	9	CLI	25.759	21	VIC	12.069	21	VIC	11.447	8	NEW	25.105	1	21	VICKERS	1:34.990	1:35.517	0.527
2	9	CLI	20.351	55	KEY	25.818	9	CLI	12.095	55	KEY	11.581	41	WAR	25.157	2	55	KEYES	1:35.064	1:35.315	0.251
3	21	VIC	20.368	21	VIC	25.931	10	SHE	12.096	10	SHE	11.587	10	SHE	25.166	3	9	CLIFFORD	1:35.325	1:35.944	0.619
4	10	SHE	20.486	41	WAR	25.990	55	KEY	12.122	41	WAR	11.707	21	VIC	25.175	4	10	SHELDON-SHAW	1:35.386	1:35.556	0.170
5	41	WAR	20.543	5	CLA	26.021	26	HAR	12.156	14	VAL	11.757	55	KEY	25.204	5	41	WARD	1:35.604	1:36.116	0.512
6	5	CLA	20.639	10	SHE	26.051	41	WAR	12.207	5	CLA	11.790	9	CLI	25.268	6	5	CLARKE	1:36.141	1:36.470	0.329
7	14	VAL	20.699	14	VAL	26.452	5	CLA	12.239	9	CLI	11.852	14	VAL	25.317	7	14	VALLELEY	1:36.578	1:36.839	0.261
8	26	HAR	20.809	7	WRI	26.507	58	LEE	12.270	58	LEE	11.860	5	CLA	25.452	8	8	NEWSTEAD	1:37.215	1:37.411	0.196
9	77	WHE	20.902	58	LEE	26.592	34	SIL	12.284	69	IRW	11.902	69	IRW	25.531	9	77	WHELAN	1:37.688	1:38.101	0.413
10	7	WRI	20.906	77	WHE	26.621	7	WRI	12.298	17	WOO	11.920	77	WHE	25.593	10	26	HARTGROVE	1:37.721	1:37.831	0.110
11	34	SIL	20.926	8	NEW	26.643	17	WOO	12.301	3	CLA	12.011	17	WOO	25.612	11	7	WRIGHT	1:37.743	1:38.429	0.686
12	3	CLA	20.985	16	HOP	26.688	66	FRA	12.321	8	NEW	12.016	16	HOP	25.647	12	16	HOPKINS	1:37.766	1:37.954	0.188
13	8	NEW	21.012	3	CLA	26.839	69	IRW	12.323	66	FRA	12.050	26	HAR	25.673	13	69	IRWIN	1:37.820	1:38.206	0.386
14	66	FRA	21.013	34	SIL	26.895	12	NAG	12.329	16	HOP	12.058	34	SIL	25.687	14	17	WOOD	1:37.850	1:38.241	0.391
15	16	HOP	21.036	66	FRA	26.901	16	HOP	12.337	34	SIL	12.091	31	WOO	25.754	15	34	SILVESTER	1:37.883	1:38.142	0.259
16	17	WOO	21.079	17	WOO	26.938	3	CLA	12.348	2	TOM	12.116	3	CLA	25.837	16	58	LEE	1:37.941	1:38.264	0.323
17	69	IRW	21.098	31	WOO	26.964	14	VAL	12.353	26	HAR	12.116	7	WRI	25.859	17	3	CLAYTON	1:38.020	1:38.276	0.256
18	58	LEE	21.157	69	IRW	26.966	8	NEW	12.439	77	WHE	12.122	66	FRA	25.933	18	66	FRASER	1:38.218	1:38.490	0.272
19	12	NAG	21.231	26	HAR	26.967	77	WHE	12.450	7	WRI	12.173	2	TOM	26.060	19	31	WOOD	1:38.882	1:39.698	0.816
20	2	TOM	21.235	2	TOM	27.204	2	TOM	12.486	12	NAG	12.199	58	LEE	26.062	20	2	TOMS	1:39.101	1:39.688	0.587
21	31	WOO	21.394	12	NAG	27.272	31	WOO	12.569	31	WOO	12.201	19	ALD	26.234	21	12	NAGY	1:39.267	1:39.617	0.350
22	32	PIP	21.499	32	PIP	27.555	19	ALD	12.711	32	PIP	12.219	12	NAG	26.236	22	32	PIPER	1:40.535	1:41.324	0.789
23	19	ALD	21.702	19	ALD	27.719	32	PIP	12.717	19	ALD	12.370	32	PIP	26.545	23	19	ALDERSON	1:40.736	1:40.765	0.029
24	6	WHE	22.071	6	WHE	28.203	27	ASH	12.851	44	POT	12.790	44	POT	26.835	24	44	POTTER	1:43.307	1:43.881	0.574
25	44	POT	22.147	4	MOO	28.361	6	WHE	12.874	27	ASH	12.883	27	ASH	27.618	25	6	WHEELER	1:43.814	1:44.184	0.370
26	4	MOO	22.397	44	POT	28.511	44	POT	13.024	6	WHE	12.933	6	WHE	27.733	26	27	ASHBY	1:44.466	1:45.038	0.572
27	27	ASH	22.407	27	ASH	28.707	4	MOO	13.032	4	MOO	13.167	4	MOO	28.523	27	4	MOODY	1:45.480	1:45.689	0.209
28																					

Weather / Track : Cloudy / Dry

Donington Park GP

Circuit Length = 2.4873 miles

Start: 18:00 Flag 18:19 End: 18:21

Results can be found at www.tsl-timing.com

Printed - 18:30 Sunday, 01 April 2018

MCRCB BULLETIN TK182**2018 Bennetts British Superbike Championship - Round 1****2018 Pirelli National Superstock 600 Championship with Black Horse****RACE 7 - BEST SPEEDS**

POS	INTERMEDIATE 1		INTERMEDIATE 2		INTERMEDIATE 3		INTERMEDIATE 4		FINISH LINE			
	NO	NAME	MPH	NO	NAME	MPH	NO	NAME	MPH	NO	NAME	MPH
1	41	WARD	120.6			66	FRASER	147.4		17	WOOD	109.2
2	5	CLARKE	118.9			34	SILVESTER	146.5		26	HARTGROVE	109.1
3	9	CLIFFORD	117.3			7	WRIGHT	146.5		21	VICKERS	108.9
4	14	VALLELEY	115.5			17	WOOD	145.8		12	NAGY	108.9
5	10	SHELDON-SHAW	114.9			9	CLIFFORD	145.5		55	KEYES	108.7
6	8	NEWSTEAD	114.5			8	NEWSTEAD	145.5		3	CLAYTON	108.7
7	21	VICKERS	114.1			5	CLARKE	145.2		8	NEWSTEAD	108.2
8	55	KEYES	114.1			58	LEE	145.2		16	HOPKINS	108.0
9	77	WHELAN	111.6			2	TOMS	145.2		2	TOMS	108.0
10	3	CLAYTON	110.9			55	KEYES	144.9		69	IRWIN	107.8
11	7	WRIGHT	110.9			69	IRWIN	144.9		7	WRIGHT	107.7
12	12	NAGY	110.5			26	HARTGROVE	144.9		44	POTTER	107.3
13	34	SILVESTER	110.1			21	VICKERS	144.6		10	SHELDON-SHAW	107.2
14	2	TOMS	110.1			10	SHELDON-SHAW	144.3		34	SILVESTER	107.2
15	16	HOPKINS	109.8			3	CLAYTON	144.3		66	FRASER	107.2
16	26	HARTGROVE	108.5			32	PIPER	144.3		19	ALDERSON	107.0
17	66	FRASER	108.2			77	WHELAN	144.0		5	CLARKE	106.8
18	58	LEE	106.5			31	WOOD	144.0		9	CLIFFORD	106.5
19	17	WOOD	106.1			41	WARD	143.3		58	LEE	106.5
20	69	IRWIN	105.8			16	HOPKINS	143.3		77	WHELAN	106.5
21	4	MOODY	105.3			12	NAGY	143.3		14	VALLELEY	106.1
22	6	WHEELER	104.5			14	VALLELEY	143.3		31	WOOD	105.5
23	31	WOOD	104.3			44	POTTER	141.5		41	WARD	104.8
24	44	POTTER	103.0			19	ALDERSON	141.5		32	PIPER	104.6
25	32	PIPER	101.8			27	ASHBY	138.3		6	WHEELER	104.6
26	19	ALDERSON	101.8			6	WHEELER	138.0		27	ASHBY	102.1
27	27	ASHBY	99.5			4	MOODY	135.2		4	MOODY	98.6
28												

Weather / Track : Cloudy / Dry

Results can be found at www.tsl-timing.comDonington Park GP
Circuit Length = 2.4873 miles
Start: 18:00 Flag 18:19 End: 18:21

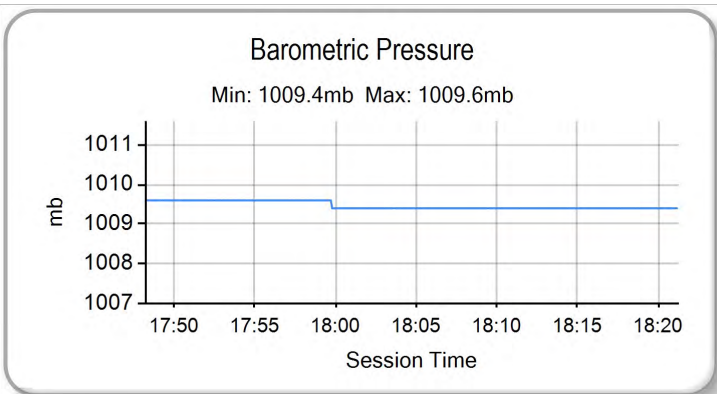
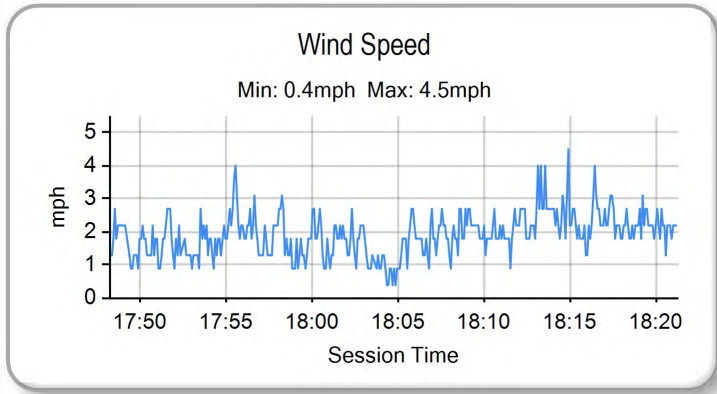
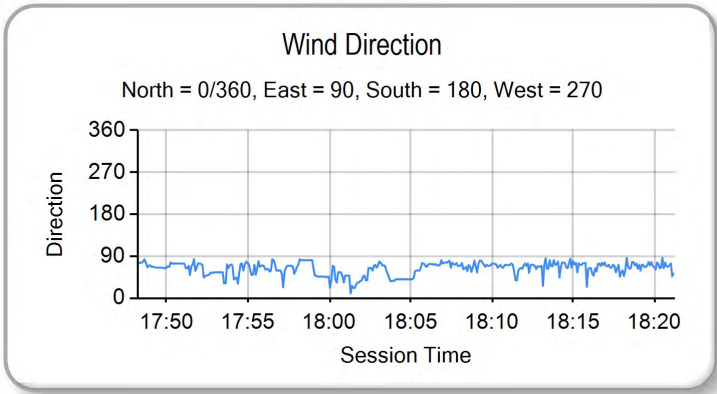
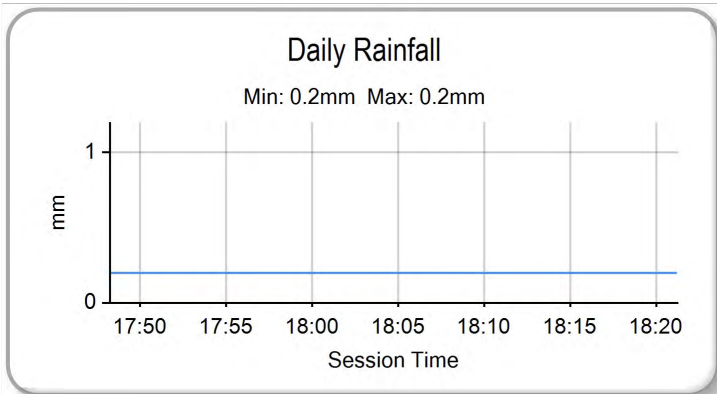
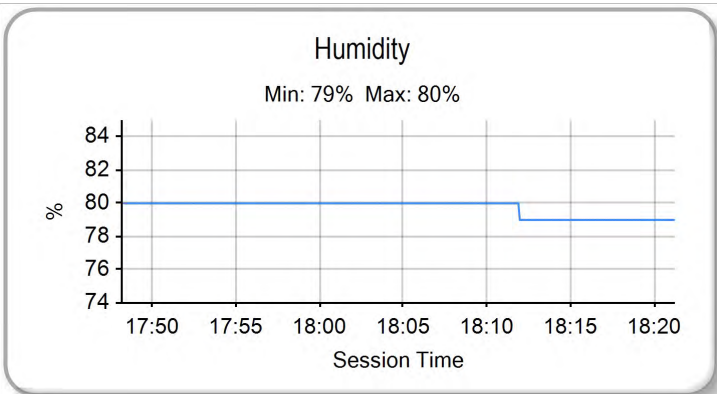
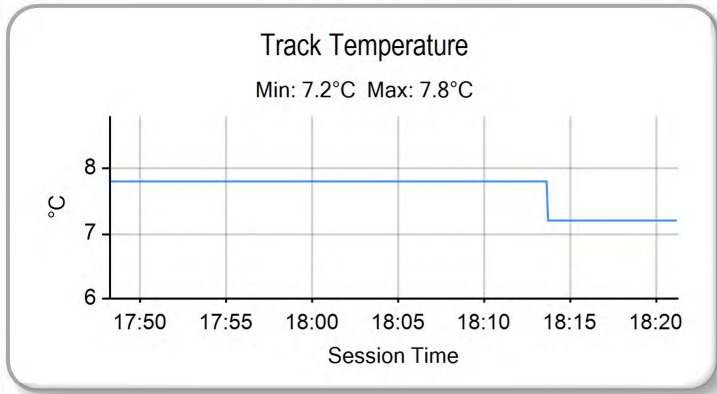
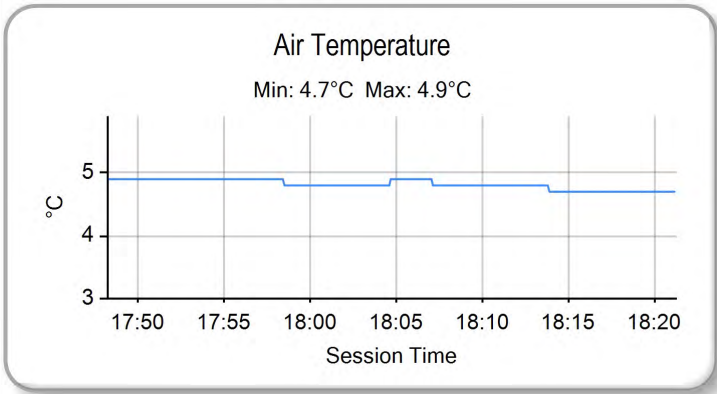
Printed - 18:30 Sunday, 01 April 2018

MCRCB BULLETIN TK183

2018 Bennetts British Superbike Championship - Round 1

2018 Pirelli National Superstock 600 Championship with Black Horse

RACE 7 - WEATHER CONDITIONS



Weather / Track : Cloudy / Dry

Donington Park GP
Circuit Length = 2.4873 miles
Start: 18:00 Flag 18:19 End: 18:21

Results can be found at www.tsl-timing.com

Printed - 18:31 Sunday, 01 April 2018

MCRCB BULLETIN TK184

2018 Pirelli National Superstock 600 Championship with Black Horse

RIDERS POINTS AFTER ROUND 1

	TOTAL	GAP	DIFF	31st March-2nd April Donington Park	13th-15th April Brands Hatch Indy	5th-7th May Oulton Park	25th-27th May Donington Park - WSBK	15th-17th June Snetterton	6th-8th July Knockhill	20th-22nd July Brands Hatch GP	3rd-5th August Thruxton	17th-19th August Cadwell Park	7th-9th September Silverstone	14th-16th September Oulton Park	12th-14th October Brands Hatch GP
Ryan VICKERS	25			25											
Kevin KEYES	20	5		20											
Joe SHELDON-SHAW	16	9	4	16											
Aaron CLIFFORD	13	12	3	13											
Milo WARD	11	14	2	11											
Aaron CLARKE	10	15	1	10											
Grant NEWSTEAD	9	16	1	9											
Luke HOPKINS	8	17	1	8											
Josh WOOD	7	18	1	7											
Caolán IRWIN	6	19	1	6											
Cameron LEE	5	20	1	5											
Aaron SILVESTER	4	21	1	4											
Mark CLAYTON	3	22	1	3											
Matty WHELAN	2	23	1	2											
Aaron WRIGHT	1	24	1	1											