



NATIONAL SUPERSTOCK 600

Round 10
Silverstone National

7th – 9th September 2018



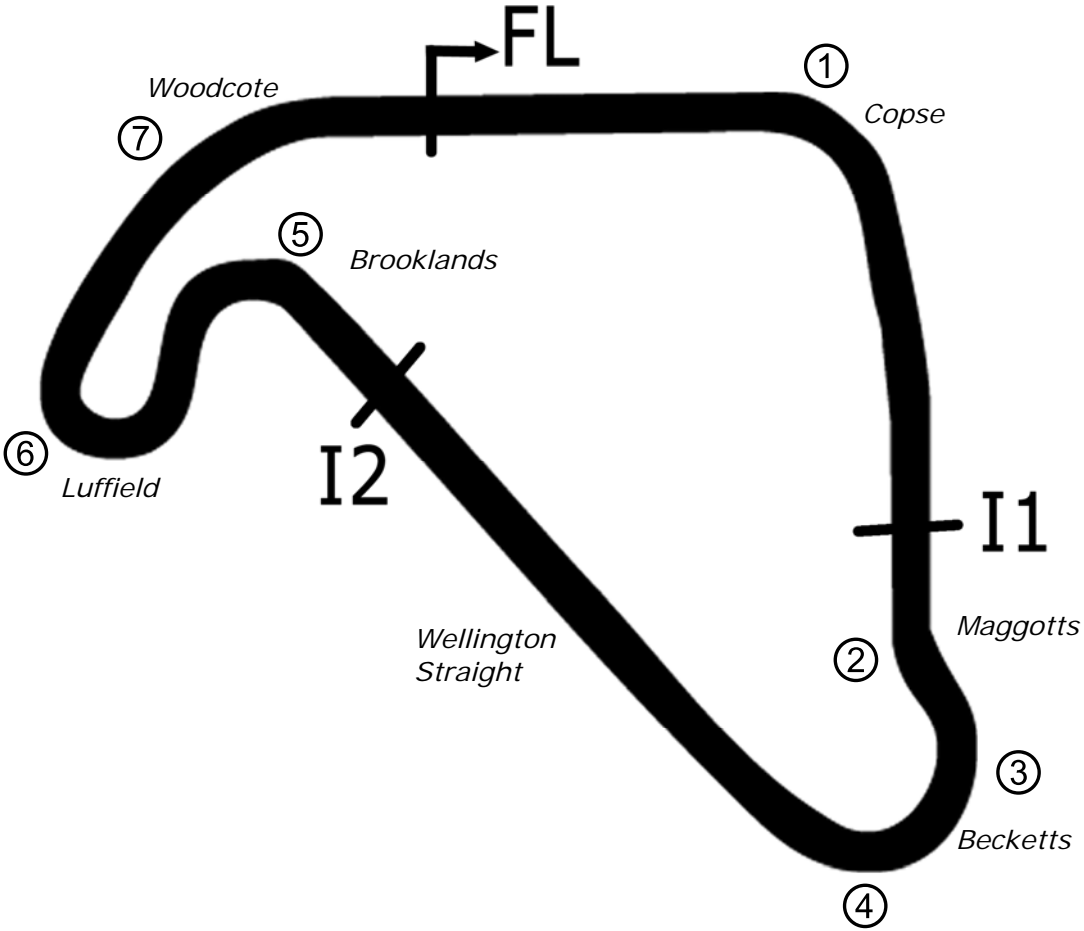
Results Provided by Timing Solutions Ltd
www.tsl-timing.com

Silverstone National



SPORTS TIMING

TIMING SOLUTIONS LTD



Length	1.6404 miles	2640.07 m		
FL		52.07872 N	1.01711 W	
I1	800m	52.07528 N	1.01019 W	
I2	1669m	52.07603 N	1.01669 W	
Pit Entry	2610m	52.07859 N	1.01758 W	
Pit Exit	308m after FL	52.07880 N	1.01268 W	
Pit Entry–Pit Exit 336m, 20.1s @60kph, 15.1s @80kph				

Lap Records		Best Sector Information				
		Sector 1	S1 Trap (mph)	Sector 2	Sector 3	F/L Trap (mph)
Superbike	N/A	N/A	N/A	N/A	N/A	N/A
Supersport	N/A	N/A	N/A	N/A	N/A	N/A
Superstock 1000	N/A	N/A	N/A	N/A	N/A	N/A
Superstock 600	N/A	N/A	N/A	N/A	N/A	N/A
Motostar	N/A	N/A	N/A	N/A	N/A	N/A
F1 Sidecar	N/A	N/A	N/A	N/A	N/A	N/A
Ducati Cup	N/A	N/A	N/A	N/A	N/A	N/A
Junior Supersport	N/A	N/A	N/A	N/A	N/A	N/A

All results available at www.tsl-timing.com

FREE PRACTICE 1 - CLASSIFICATION

POS	NO	NAME	ENTRY	TIME	ON	LAPS	GAP	DIFF	MPH
1	11	Rory SKINNER	Kawasaki - Bennetts Tokheim Kirkcaldy Kawasaki	58.638	12	23			100.71
2	21	Ryan VICKERS	Yamaha - Mototechniks Yamaha	59.104	23	23	0.466	0.466	99.91
3	75	Korie MCGREEVY	Triumph - Century Racing	59.243	24	24	0.605	0.139	99.68
4	99	Ben LUXTON	Kawasaki - G & S Racing	59.468	21	23	0.830	0.225	99.30
5	9	Aaron CLIFFORD	Yamaha - Clifford Racing	59.518	16	20	0.880	0.050	99.22
6	55	Kevin KEYES	Kawasaki - Team #109	59.571	16	21	0.933	0.053	99.13
7	41	Milo WARD	Kawasaki - G & S Racing	59.640	21	21	1.002	0.069	99.02
8	32	Mark PIPER	Yamaha - Pied Piper Racing	59.817	22	23	1.179	0.177	98.72
9	8	Grant NEWSTEAD	Yamaha - Morgan Price / Tinklers Racing	1:00.025	20	20	1.387	0.208	98.38
10	58	Cameron LEE	Yamaha - Allied Motorsport	1:00.026	23	24	1.388	0.001	98.38
11	10	Joe SHELDON-SHAW	Kawasaki - Via Moto Racing	1:00.224	17	20	1.586	0.198	98.06
12	66	Cameron FRASER	Yamaha - Jones Dorling Racing	1:00.308	18	23	1.670	0.084	97.92
13	5	Aaron CLARKE	Yamaha - Draper Racing	1:00.384	18	20	1.746	0.076	97.80
14	14	Louis VALLELEY	Kawasaki - Pharaoh Racing	1:00.478	22	22	1.840	0.094	97.64
15	12	James NAGY	Kawasaki - Steelmate Racing	1:00.482	15	20	1.844	0.004	97.64
16	26	Adam HARTGROVE	Yamaha - Adam Hartgrove Racing	1:00.562	20	20	1.924	0.080	97.51
17	2	TJ TOMS	Kawasaki - Squidge Racing	1:00.793	11	12	2.155	0.231	97.14
18	17	Josh WOOD	Kawasaki - Wood Racing	1:00.879	20	20	2.241	0.086	97.00
19	19	James ALDERSON	Triumph - R Alderson & Sons Racing	1:00.894	20	24	2.256	0.015	96.98
20	37	Liam DELVES	Yamaha - Team IMR	1:00.898	9	21	2.260	0.004	96.97
21	6	Conor WHEELER	Yamaha - Conor Wheeler Racing	1:01.130	23	23	2.492	0.232	96.60
22	44	Ewan POTTER	Yamaha - Jones Dorling Racing	1:01.398	19	22	2.760	0.268	96.18
23	47	Angus GOUGH	Yamaha - G Fab Racing	1:01.537	20	20	2.899	0.139	95.96
24	7	Aaron WRIGHT	Yamaha - Jezaro.com	1:01.637	21	21	2.999	0.100	95.81
25	15	Kurtis BUTLER	Kawasaki - 3vk	1:01.659	10	12	3.021	0.022	95.77
26	27	Jamie ASHBY	Yamaha - JPA Racing / Davison Transport	1:01.890	20	21	3.252	0.231	95.42
27	85	Jordan MCCORD	Yamaha - AJM Sales Ltd / Reid Engineering	1:02.095	16	24	3.457	0.205	95.10
28	4	Connor MOODY	Kawasaki - Steelmate Racing	1:02.659	19	19	4.021	0.564	94.25
29	69	Caolán IRWIN	Yamaha - Irwin Racing	1:04.293	4	5	5.655	1.634	91.85

QUALIFYING LAPTIME (110.0% of 58.638) = 1:04.501

* Bike 44 - No Working Transponder

Weather / Track : Bright / Dry

These results are provisional until the conclusion of any judicial and technical matters.

Silverstone National

Circuit Length = 1.6404 miles

Start: 09:00 Flag 09:25 End: 09:26

Race Director :	Stewards :	Timekeeper :
-----------------	------------	--------------

Results can be found at www.britishsuperbike.com

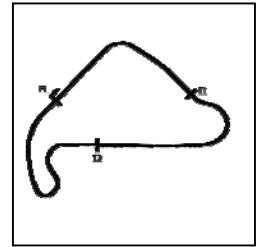
Printed - 09:27 Friday, 07 September 2018

MCRCB BULLETIN TK002

2018 Bennetts British Superbike Championship - Round 9

2018 Pirelli National Superstock 600 Championship with Black Horse

FREE PRACTICE 1 - SECTOR ANALYSIS



SECTOR 1 = FL to I1, SECTOR 2 = I1 to I2, SECTOR 3 = I2 to FL, DIFF = Difference To Personal Best Lap, P = Crossed Finish Line in Pit Lane, D = Time Disallowed

P1 11 Rory SKINNER		Kawasaki - Bennetts Tokheim Kirkcaldy Kawasaki						
IDEAL LAP TIME : 58.403		BEST LAP TIME : 58.638		DIFFERENCE : 0.235				
LAP	SECTOR 1	SECTOR 2	SECTOR 3	LAP TIME	MPH	DIFF	TIME OF DAY	
1 -		21.618	134.7	26.658	122.4		09:01:04.913	
2 -	16.173	20.052	142.1	25.419	129.9	1:01.644	09:02:06.557	
3 -	15.747	20.129	141.8	25.603	134.7	1:01.479	09:03:08.036	
4 -	15.816	19.556	142.7	25.099	132.5	1:00.471	09:04:08.507	
5 -	15.604	19.463	142.4	25.040	134.7	1:00.107	09:05:08.614	
6 -	15.464	19.259	144.0	24.791	133.9	59.514	09:06:08.128	
7 -	15.401	19.040	143.0	24.769	134.4	59.210	09:07:07.338	
8 -	15.416	19.040	143.0	24.776	134.7	59.232	09:08:06.570	
9 -	15.308	19.135	142.7	24.414	135.3	58.857	09:09:05.427	
10 -	15.261	19.008	143.7	24.903	125.2	59.172	09:10:04.599	
11 -	15.462	19.006	142.7	24.486	132.5	58.954	09:11:03.553	
12 -	15.346	18.945	143.7	24.347	135.8	58.638 (1)	09:12:02.191	
13 -	15.290	18.859	145.2	24.603	132.5	58.752 (3)	09:13:00.943	
14 -	15.297	19.033	144.0	24.522	134.2	58.852	09:13:59.795	
15 -	15.326	19.222	144.3	IN PIT		1:06.219 P	09:15:06.014	
16 -	OUTLAP	19.751	141.2	24.999	129.7	4:00.975	09:19:06.989	
17 -	15.413	19.027	144.6	24.487	134.2	58.927	09:20:05.916	
18 -	15.197	19.032	144.3	24.445	133.9	58.674 (2)	09:21:04.590	
19 -	15.396	19.138	144.6	24.619	132.0	59.153	09:22:03.743	
20 -	15.299	19.026	144.3	24.455	134.7	58.780	09:23:02.523	
21 -	15.310	19.027	144.9	24.659	132.0	58.996	09:24:01.519	
22 -	15.252	18.985	144.9	24.594	131.0	58.831	09:25:00.350	
23 -	15.309	19.095	144.3	24.480	133.6	58.884	09:25:59.234	

P2 21 Ryan VICKERS		Yamaha - Mototechniks Yamaha						
IDEAL LAP TIME : 59.000		BEST LAP TIME : 59.104		DIFFERENCE : 0.104				
LAP	SECTOR 1	SECTOR 2	SECTOR 3	LAP TIME	MPH	DIFF	TIME OF DAY	
1 -		23.907	107.7	29.497	121.7		09:01:14.495	
2 -	17.065	20.871	120.2	28.369	125.2	1:06.305	09:02:20.800	
3 -	16.437	20.276	130.5	26.684	128.1	1:03.397	09:03:24.197	
4 -	16.015	19.796	140.6	25.635	130.7	1:01.446	09:04:25.643	
5 -	15.775	20.252	138.3	25.551	132.0	1:01.578	09:05:27.221	
6 -	15.788	19.954	140.6	25.180	130.4	1:00.922	09:06:28.143	
7 -	15.666	19.647	141.5	25.091	131.0	1:00.404	09:07:28.547	
8 -	15.647	19.691	141.2	24.844	132.3	1:00.182	09:08:28.729	
9 -	15.527	19.338	142.4	25.141	132.3	1:00.006	09:09:28.735	
10 -	15.561	19.488	139.8	25.349	128.4	1:00.398	09:10:29.133	
11 -	15.659	19.622	143.0	25.195	130.4	1:00.476	09:11:29.609	
12 -	15.575	19.557	142.1	24.702	130.2	59.834	09:12:29.443	
13 -	15.591	19.493	141.2	25.082	131.7	1:00.166	09:13:29.609	
14 -	15.599	19.364	141.2	24.611	132.5	59.574 (3)	09:14:29.183	
15 -	15.459	19.615	140.3	24.895	134.2	59.969	09:15:29.152	
16 -	15.604	19.536	141.5	24.731	132.8	59.871	09:16:29.023	
17 -	15.483	19.269	142.4	IN PIT		1:06.357 P	09:17:35.380	
18 -	OUTLAP	20.152	136.3	25.245	131.5	2:25.564	09:20:00.944	
19 -	15.581	19.356	142.1	24.880	134.2	59.817	09:21:00.761	
20 -	15.578	19.505	141.5	24.695	132.8	59.778	09:22:00.539	
21 -	15.373	19.525	142.4	30.495	130.4	1:05.393	09:23:05.932	
22 -	15.396	19.500	141.5	24.593	132.8	59.489 (2)	09:24:05.421	
23 -	15.477	19.260	142.1	24.367	133.6	59.104 (1)	09:25:04.525	

P3 75 Korie MCGREEVY		Triumph - Century Racing						
IDEAL LAP TIME : 59.040		BEST LAP TIME : 59.243		DIFFERENCE : 0.203				
LAP	SECTOR 1	SECTOR 2	SECTOR 3	LAP TIME	MPH	DIFF	TIME OF DAY	
1 -		23.654	105.0	29.127	119.7		09:01:13.207	
2 -	17.117	21.423	108.4	28.887	122.4	1:07.427	09:02:20.634	
3 -	16.720	20.935	122.0	27.587	125.2	1:05.242	09:03:25.876	
4 -	16.313	20.300	127.8	26.418	122.6	1:03.031	09:04:28.907	

Weather / Track : Bright / Dry

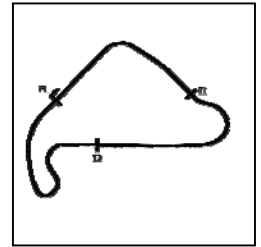
Silverstone National
Circuit Length = 1.6404 miles
Start: 09:00 Flag 09:25 End: 09:26

MCRCB BULLETIN TK002

2018 Bennetts British Superbike Championship - Round 9

2018 Pirelli National Superstock 600 Championship with Black Horse

FREE PRACTICE 1 - SECTOR ANALYSIS



SECTOR 1 = FL to I1, SECTOR 2 = I1 to I2, SECTOR 3 = I2 to FL, DIFF = Difference To Personal Best Lap, P = Crossed Finish Line in Pit Lane, D = Time Disallowed

LAP	SECTOR 1	SECTOR 2	SECTOR 3	IN PIT	LAP TIME	MPH	DIFF	TIME OF DAY
5 -	18.501	23.278	105.6		1:19.398 P	74.38	20.155	09:05:48.305
6 -	OUTLAP	20.675	128.5	26.601	127.9	1:46.827	55.28	09:07:35.132
7 -	16.084	20.206	133.1	25.797	128.4	1:02.087	95.11	09:08:37.219
8 -	16.044	20.019	133.4	25.584	128.7	1:01.647	95.79	09:09:38.866
9 -	15.895	19.940	138.3	25.320	127.2	1:01.155	96.56	09:10:40.021
10 -	15.668	19.901	136.3	25.428	130.7	1:00.997	96.81	09:11:41.018
11 -	15.733	19.639	137.7	25.639	129.4	1:01.011	96.79	09:12:42.029
12 -	15.666	21.153	102.6	29.869	118.2	1:06.688	88.55	09:13:48.717
13 -	16.046	19.911	136.3	25.291	130.7	1:01.248	96.42	09:14:49.965
14 -	15.534	19.680	135.8	24.989	131.7	1:00.203	98.09	09:15:50.168
15 -	15.551	19.430	139.5	24.929	130.7	59.910	98.57	09:16:50.078
16 -	15.460	19.186	139.5	24.960	131.2	59.606	99.07	09:17:49.684
17 -	15.489	19.097	139.2	24.805	134.2	59.391	99.43	09:18:49.075
18 -	15.667	20.176	129.0	26.129	131.2	1:01.972	95.29	09:19:51.047
19 -	15.574	19.292	140.1	24.483	133.1	59.349 (3)	99.50	09:20:50.396
20 -	15.505	19.209	130.3	25.576	132.3	1:00.290	97.95	09:21:50.686
21 -	16.431	21.324	137.2	25.357	132.5	1:03.112	93.57	09:22:53.798
22 -	15.494	19.286	139.5	24.554	132.3	59.334 (2)	99.53	09:23:53.132
23 -	15.569	19.394	129.0	28.750	130.7	1:03.713	92.69	09:24:56.845
24 -	15.502	19.176	140.3	24.565	132.8	59.243 (1)	99.68	09:25:56.088

P4	99	Ben LUXTON	Kawasaki - G & S Racing					
IDEAL LAP TIME : 59.468		BEST LAP TIME : 59.468		DIFFERENCE : 0.000				

LAP	SECTOR 1	SECTOR 2	SECTOR 3	LAP TIME	MPH	DIFF	TIME OF DAY		
1 -	OUTLAP	22.379	108.9	27.780	122.4		09:01:40.329		
2 -	16.895	20.540	136.1	26.109	120.4	1:03.544	92.93	09:02:43.873	
3 -	16.763	20.236	139.5	25.572	128.9	1:02.571	94.38	09:03:46.444	
4 -	15.950	20.113	129.5	26.445	129.7	1:02.508	94.47	09:04:48.952	
5 -	16.083	19.978	134.4	25.859	125.5	1:01.920	95.37	09:05:50.872	
6 -	16.189	19.929	137.7	25.492	132.0	1:01.610	95.85	09:06:52.482	
7 -	15.651	19.808	139.2	25.655	131.0	1:01.114	96.63	09:07:53.596	
8 -	15.769	19.715	138.9	25.032	132.3	1:00.516	97.58	09:08:54.112	
9 -	15.831	19.703	139.5	25.042	130.2	1:00.576	97.49	09:09:54.688	
10 -	16.297	20.462	106.5	IN PIT		1:10.949 P	83.23	09:11:05.637	
11 -	OUTLAP	22.914	110.7	30.369	125.5	2:42.952	36.24	1:43.484	09:13:48.589
12 -	15.970	20.971	133.1	25.740	133.3	1:02.681	94.21	3.213	09:14:51.270
13 -	15.601	19.786	138.3	24.942	133.6	1:00.329	97.89	0.861	09:15:51.599
14 -	15.564	19.407	139.8	24.818	132.5	59.789 (2)	98.77	0.321	09:16:51.388
15 -	15.697	19.479	141.2	24.776	131.2	59.952	98.50	0.484	09:17:51.340
16 -	15.560	19.525	140.3	24.852	132.5	59.937	98.53	0.469	09:18:51.277
17 -	15.644	19.454	138.3	24.818	133.1	59.916	98.56	0.448	09:19:51.193
18 -	15.752	19.464	136.1	24.792	133.1	1:00.008	98.41	0.540	09:20:51.201
19 -	15.528	19.537	138.0	24.844	134.4	59.909	98.57	0.441	09:21:51.110
20 -	15.614	19.450	141.8	24.825	131.2	59.889 (3)	98.61	0.421	09:22:50.999
21 -	15.462	19.289	140.9	24.717	133.3	59.468 (1)	99.30		09:23:50.467
22 -	16.238	20.660	130.8	30.213	130.7	1:07.111	87.99	7.643	09:24:57.578
23 -	15.598	19.591	132.8	25.052	132.5	1:00.241	98.03	0.773	09:25:57.819

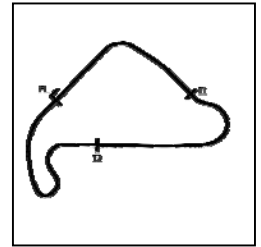
P5	9	Aaron CLIFFORD	Yamaha - Clifford Racing					
IDEAL LAP TIME : 59.489		BEST LAP TIME : 59.518		DIFFERENCE : 0.029				

LAP	SECTOR 1	SECTOR 2	SECTOR 3	LAP TIME	MPH	DIFF	TIME OF DAY		
1 -	OUTLAP	25.159	100.6	31.293	112.2		09:01:35.546		
2 -	18.293	21.999	116.7	28.058	120.0	1:08.350	86.40	8.832	09:02:43.896
3 -	16.932	21.165	134.4	25.991	129.4	1:04.088	92.14	4.570	09:03:47.984
4 -	16.275	20.494	137.2	26.131	127.7	1:02.900	93.88	3.382	09:04:50.884
5 -	16.318	19.938	135.2	25.835	131.0	1:02.091	95.11	2.573	09:05:52.975
6 -	15.934	19.527	127.3	25.887	130.7	1:01.348	96.26	1.830	09:06:54.323
7 -	15.752	19.456	136.9	25.295	132.0	1:00.503	97.60	0.985	09:07:54.826
8 -	15.886	19.916	138.3	25.583	132.0	1:01.385	96.20	1.867	09:08:56.211
9 -	15.628	19.294	138.3	25.217	132.3	1:00.139 (3)	98.20	0.621	09:09:56.350
10 -	15.801	19.398	141.5	25.015	134.4	1:00.214	98.07	0.696	09:10:56.564
11 -	15.930	19.497	141.5	24.918	133.3	1:00.345	97.86	0.827	09:11:56.909
12 -	16.130	20.498	127.3	IN PIT		1:14.957 P	78.78	15.439	09:13:11.866

Weather / Track : Bright / Dry

Silverstone National
Circuit Length = 1.6404 miles
Start: 09:00 Flag 09:25 End: 09:26

FREE PRACTICE 1 - SECTOR ANALYSIS



SECTOR 1 = FL to I1, SECTOR 2 = I1 to I2, SECTOR 3 = I2 to FL, DIFF = Difference To Personal Best Lap, P = Crossed Finish Line in Pit Lane, D = Time Disallowed

13 -	OUTLAP	20.204	135.8	25.814	130.2	3:29.057	28.24	2:29.539	09:16:40.923	
14 -	15.930	19.376	138.9	25.227	131.0	1:00.533	97.56	1.015	09:17:41.456	
15 -	15.749	19.395	139.5	24.995	133.3	1:00.139 (3)	98.20	0.621	09:18:41.595	
16 -	15.582	19.187	141.5	24.749	132.5	59.518 (1)	99.22		09:19:41.113	
17 -	15.553	19.309	140.1	24.829	133.1	59.691 (2)	98.93	0.173	09:20:40.804	
18 -	15.906	19.628	123.5			IN PIT	1:10.456 P	83.82	10.938	09:21:51.260
19 -	OUTLAP	20.167	131.0	25.339	133.3	2:34.794	38.15	1:35.276	09:24:26.054	
20 -	15.719	19.537	140.1	25.037	131.5	1:00.293	97.94	0.775	09:25:26.347	

P6	55	Kevin KEYES	Kawasaki - Team #109							
IDEAL LAP TIME : 59.541		BEST LAP TIME : 59.571		DIFFERENCE : 0.030						
LAP	SECTOR 1	SECTOR 2	SECTOR 3	LAP TIME	MPH	DIFF	TIME OF DAY			
1 -	OUTLAP	22.382	90.5	29.643	125.0		09:03:07.578			
2 -	16.711	20.253	112.5	27.490	124.3	1:04.454	91.62	4.883	09:04:12.032	
3 -	15.981	19.850	127.5	26.250	128.9	1:02.081	95.12	2.510	09:05:14.113	
4 -	15.705	19.747	133.1	26.105	129.2	1:01.557	95.93	1.986	09:06:15.670	
5 -	15.715	19.709	137.5	26.174	132.0	1:01.598	95.87	2.027	09:07:17.268	
6 -	15.634	20.240	136.1	25.620	130.7	1:01.494	96.03	1.923	09:08:18.762	
7 -	15.558	19.743	135.8	25.621	131.0	1:00.922	96.93	1.351	09:09:19.684	
8 -	15.592	19.565	138.0	25.592	128.4	1:00.749	97.21	1.178	09:10:20.433	
9 -	15.582	19.428	137.7	25.440	131.7	1:00.450	97.69	0.879	09:11:20.883	
10 -	15.492	19.433	139.2			IN PIT	1:09.164 P	85.38	9.593	09:12:30.047
11 -	OUTLAP	19.918	132.6	26.591	128.9	3:11.555	30.83	2:11.984	09:15:41.602	
12 -	15.808	19.526	139.8	25.183	131.2	1:00.517	97.58	0.946	09:16:42.119	
13 -	15.641	19.363	138.3	25.069	133.9	1:00.073	98.30	0.502	09:17:42.192	
14 -	15.543	19.551	138.3	25.039	132.8	1:00.133	98.21	0.562	09:18:42.325	
15 -	15.441	19.810	137.2	25.061	133.1	1:00.312	97.91	0.741	09:19:42.637	
16 -	15.436	19.225	139.8	24.910	132.8	59.571 (1)	99.13		09:20:42.208	
17 -	15.638	19.195	139.2	25.061	132.8	59.894 (3)	98.60	0.323	09:21:42.102	
18 -	15.582	19.336	138.3	24.994	132.8	59.912	98.57	0.341	09:22:42.014	
19 -	15.503	19.341	139.8	25.482	132.3	1:00.326	97.89	0.755	09:23:42.340	
20 -	15.755	19.883	136.6	25.172	132.8	1:00.810	97.11	1.239	09:24:43.150	
21 -	15.473	19.240	138.3	24.964	131.0	59.677 (2)	98.96	0.106	09:25:42.827	

P7	41	Milo WARD	Kawasaki - G & S Racing							
IDEAL LAP TIME : 59.640		BEST LAP TIME : 59.640		DIFFERENCE : 0.000						
LAP	SECTOR 1	SECTOR 2	SECTOR 3	LAP TIME	MPH	DIFF	TIME OF DAY			
1 -	OUTLAP	24.047	93.3			IN PIT	P	09:02:28.347		
2 -	OUTLAP	21.385	112.7	27.221	125.5	2:10.168	45.36	1:10.528	09:04:38.515	
3 -	16.428	20.255	128.5	26.392	130.2	1:03.075	93.62	3.435	09:05:41.590	
4 -	15.821	20.102	134.7	26.136	130.2	1:02.059	95.16	2.419	09:06:43.649	
5 -	15.927	20.244	137.5	25.475	132.0	1:01.646	95.79	2.006	09:07:45.295	
6 -	15.805	19.958	138.9	25.035	133.3	1:00.798	97.13	1.158	09:08:46.093	
7 -	15.936	19.974	138.9	25.256	132.5	1:01.166	96.55	1.526	09:09:47.259	
8 -	15.524	19.682	138.9	25.161	131.7	1:00.367	97.82	0.727	09:10:47.626	
9 -	15.640	19.819	138.3			IN PIT	1:08.734 P	85.92	9.094	09:11:56.360
10 -	OUTLAP	20.725	137.5	25.706	130.2	2:25.079	40.70	1:25.439	09:14:21.439	
11 -	15.770	19.816	137.2	25.151	131.7	1:00.737	97.23	1.097	09:15:22.176	
12 -	15.615	19.608	138.6	25.213	128.7	1:00.436	97.71	0.796	09:16:22.612	
13 -	15.605	19.776	137.5	25.240	130.2	1:00.621	97.41	0.981	09:17:23.233	
14 -	15.747	19.671	138.3	25.093	132.0	1:00.511	97.59	0.871	09:18:23.744	
15 -	15.628	19.633	138.3	25.024	132.5	1:00.285	97.96	0.645	09:19:24.029	
16 -	15.608	19.419	140.1			IN PIT	1:10.365 P	83.92	10.725	09:20:34.394
17 -	OUTLAP	19.773	138.0	25.030	132.0	1:21.458	72.49	21.818	09:21:55.852	
18 -	15.593	19.497	140.1	25.035	129.4	1:00.125	98.22	0.485	09:22:55.977	
19 -	15.423	19.411	138.9	24.905	132.5	59.739 (2)	98.85	0.099	09:23:55.716	
20 -	15.446	19.428	140.3	25.244	132.3	1:00.118 (3)	98.23	0.478	09:24:55.834	
21 -	15.365	19.408	138.6	24.867	132.8	59.640 (1)	99.02		09:25:55.474	

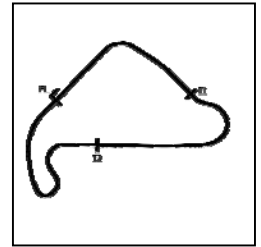
P8	32	Mark PIPER	Yamaha - Pied Piper Racing						
IDEAL LAP TIME : 59.437		BEST LAP TIME : 59.817		DIFFERENCE : 0.380					
LAP	SECTOR 1	SECTOR 2	SECTOR 3	LAP TIME	MPH	DIFF	TIME OF DAY		

MCRCB BULLETIN TK002

2018 Bennetts British Superbike Championship - Round 9

2018 Pirelli National Superstock 600 Championship with Black Horse

FREE PRACTICE 1 - SECTOR ANALYSIS



SECTOR 1 = FL to I1, SECTOR 2 = I1 to I2, SECTOR 3 = I2 to FL, DIFF = Difference To Personal Best Lap, P = Crossed Finish Line in Pit Lane, D = Time Disallowed

1 -	OUTLAP	24.951	100.0	30.426	116.6				09:03:28.229
2 -	17.624	22.617	110.7	28.780	122.6	1:09.021	85.56	9.204	09:04:37.250
3 -	16.889	20.894	127.5	26.959	128.9	1:04.742	91.21	4.925	09:05:41.992
4 -	16.256	20.273	123.1	27.550	127.4	1:04.079	92.16	4.262	09:06:46.071
5 -	15.887	20.007	137.7	25.940	127.7	1:01.834	95.50	2.017	09:07:47.905
6 -	16.002	20.040	137.2	25.871	128.9	1:01.913	95.38	2.096	09:08:49.818
7 -	16.063	20.001	141.8	26.399	127.4	1:02.463	94.54	2.646	09:09:52.281
8 -	15.788	19.714	139.5	25.500	130.2	1:01.002	96.81	1.185	09:10:53.283
9 -	15.887	19.803	140.1	25.129	129.9	1:00.819	97.10	1.002	09:11:54.102
10 -	15.852	20.080	138.0	25.566	129.4	1:01.498	96.03	1.681	09:12:55.600
11 -	15.760	19.701	139.8	25.399	128.4	1:00.860	97.03	1.043	09:13:56.460
12 -	15.944	19.873	143.3	25.276	128.9	1:01.093	96.66	1.276	09:14:57.553
13 -	15.930	19.567	140.1	25.046	128.1	1:00.543	97.54	0.726	09:15:58.096
14 -	15.862	19.890	140.3	25.552	127.7	1:01.304	96.33	1.487	09:16:59.400
15 -	15.844	19.571	141.2	25.232	126.7	1:00.647	97.37	0.830	09:18:00.047
16 -	15.914	19.638	139.8	25.124	128.4	1:00.676	97.33	0.859	09:19:00.723
17 -	15.635	19.774	129.5	25.251	130.7	1:00.660	97.35	0.843	09:20:01.383
18 -	15.824	19.596	141.2	24.496	131.2	59.916 (2)	98.56	0.099	09:21:01.299
19 -	15.823	19.641	141.8	24.605	132.3	1:00.069	98.31	0.252	09:22:01.368
20 -	15.550	19.717	141.2	24.801	131.0	1:00.068	98.31	0.251	09:23:01.436
21 -	15.721	19.607	139.8	24.707	128.9	1:00.035 (3)	98.37	0.218	09:24:01.471
22 -	15.764	19.391	141.2	24.662	130.7	59.817 (1)	98.72		09:25:01.288
23 -	15.888	20.067	129.8	IN PIT		1:08.748 P	85.90	8.931	09:26:10.036

P9	8	Grant NEWSTEAD	Yamaha - Morgan Price / Tinklers Racing						
IDEAL LAP TIME : 59.771		BEST LAP TIME : 1:00.025		DIFFERENCE : 0.254					

LAP	SECTOR 1	SECTOR 2	SECTOR 3	LAP TIME	MPH	DIFF	TIME OF DAY		
1 -		24.500	103.4	30.635	114.9		09:01:17.139		
2 -	18.060	22.340	121.3	28.946	120.6	1:09.346	85.16	9.321	09:02:26.485
3 -	16.945	21.629	121.3	28.160	122.2	1:06.734	88.49	6.709	09:03:33.219
4 -	16.237	20.763	135.2	27.181	123.1	1:04.181	92.01	4.156	09:04:37.400
5 -	16.554	20.431	138.3	27.063	120.2	1:04.048	92.20	4.023	09:05:41.448
6 -	16.378	20.162	130.8	27.423	124.7	1:03.963	92.32	3.938	09:06:45.411
7 -	16.044	19.810	137.2	26.581	126.4	1:02.435	94.58	2.410	09:07:47.846
8 -	15.875	19.721	138.0	26.320	126.2	1:01.916	95.38	1.891	09:08:49.762
9 -	15.814	19.697	128.8	IN PIT		1:20.945 P	72.95	20.920	09:10:10.707
10 -	OUTLAP	21.376	123.8	28.046	123.6	4:56.461	19.92	3:56.436	09:15:07.168
11 -	16.172	19.817	137.5	26.360	126.4	1:02.349	94.71	2.324	09:16:09.517
12 -	15.861	20.354	135.5	26.168	128.1	1:02.383	94.66	2.358	09:17:11.900
13 -	15.774	19.426	138.0	25.821	129.7	1:01.021	96.78	0.996	09:18:12.921
14 -	15.681	19.274	139.5	25.741	130.7	1:00.696	97.29	0.671	09:19:13.617
15 -	15.630	19.270	138.6	25.698	129.9	1:00.598	97.45	0.573	09:20:14.215
16 -	15.607	19.291	138.6	25.587	128.7	1:00.485 (3)	97.63	0.460	09:21:14.700
17 -	15.554	19.413	138.3	25.632	130.4	1:00.599	97.45	0.574	09:22:15.299
18 -	15.569	19.330	139.5	25.438	124.7	1:00.337 (2)	97.87	0.312	09:23:15.636
19 -	15.719	19.601	140.6	26.098	126.4	1:01.418	96.15	1.393	09:24:17.054
20 -	15.808	19.212	141.8	25.005	129.9	1:00.025 (1)	98.38		09:25:17.079

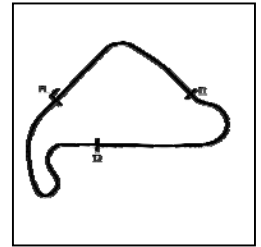
P10	58	Cameron LEE	Yamaha - Allied Motorsport						
IDEAL LAP TIME : 59.968		BEST LAP TIME : 1:00.026		DIFFERENCE : 0.058					

LAP	SECTOR 1	SECTOR 2	SECTOR 3	LAP TIME	MPH	DIFF	TIME OF DAY		
1 -		24.434	105.8	29.231	123.6		09:01:14.944		
2 -	16.911	21.918	107.0	27.805	128.9	1:06.634	88.62	6.608	09:02:21.578
3 -	16.259	21.069	110.1	27.382	129.2	1:04.710	91.26	4.684	09:03:26.288
4 -	16.160	20.311	123.5	26.390	129.9	1:02.861	93.94	2.835	09:04:29.149
5 -	16.235	20.267	126.8	26.096	129.9	1:02.598	94.34	2.572	09:05:31.747
6 -	15.840	20.066	126.1	25.968	132.0	1:01.874	95.44	1.848	09:06:33.621
7 -	15.839	20.287	119.1	26.326	130.7	1:02.452	94.56	2.426	09:07:36.073
8 -	15.759	20.134	124.7	25.907	132.8	1:01.800	95.56	1.774	09:08:37.873
9 -	15.664	20.050	125.6	26.020	132.8	1:01.734	95.66	1.708	09:09:39.607
10 -	15.610	20.066	121.5	25.895	132.3	1:01.571	95.91	1.545	09:10:41.178
11 -	15.627	19.752	132.6	25.578	132.5	1:00.957	96.88	0.931	09:11:42.135
12 -	15.588	19.507	136.3	25.276	132.0	1:00.371	97.82	0.345	09:12:42.506

Weather / Track : Bright / Dry

Silverstone National
Circuit Length = 1.6404 miles
Start: 09:00 Flag 09:25 End: 09:26

FREE PRACTICE 1 - SECTOR ANALYSIS



SECTOR 1 = FL to I1, SECTOR 2 = I1 to I2, SECTOR 3 = I2 to FL, DIFF = Difference To Personal Best Lap, P = Crossed Finish Line in Pit Lane, D = Time Disallowed

13 -	15.522	19.964	124.9	25.734	132.0	1:01.220	96.46	1.194	09:13:43.726
14 -	15.698	19.929	134.2	25.654	130.2	1:01.281	96.37	1.255	09:14:45.007
15 -	15.706	19.988	127.5	26.030	127.4	1:01.724	95.67	1.698	09:15:46.731
16 -	15.759	19.646	134.7	25.479	132.0	1:00.884	96.99	0.858	09:16:47.615
17 -	15.625	19.478	135.8	25.693	131.7	1:00.796	97.13	0.770	09:17:48.411
18 -	15.668	19.525	139.5	25.342	132.0	1:00.535	97.55	0.509	09:18:48.946
19 -	15.572	19.475	139.2	25.171	132.0	1:00.218 (2)	98.07	0.192	09:19:49.164
20 -	15.638	19.462	132.3	25.233	133.9	1:00.333 (3)	97.88	0.307	09:20:49.497
21 -	15.645	19.705	137.7	25.201	132.3	1:00.551	97.53	0.525	09:21:50.048
22 -	15.730	20.319	140.1	25.225	133.1	1:01.274	96.38	1.248	09:22:51.322
23 -	15.417	19.380	135.5	25.229	132.3	1:00.026 (1)	98.38		09:23:51.348
24 -	17.627	20.716	132.1	IN PIT		1:15.389 P	78.33	15.363	09:25:06.737

P11 10	Joe SHELDON-SHAW				Kawasaki - Via Moto Racing				
IDEAL LAP TIME : 59.995		BEST LAP TIME : 1:00.224		DIFFERENCE : 0.229					
LAP	SECTOR 1	SECTOR 2	SECTOR 3	LAP TIME	MPH	DIFF	TIME OF DAY		
1 -	OUTLAP	23.761	125.2	28.348	118.4		09:01:19.114		
2 -	17.848	22.846	124.5	27.461	129.4	1:08.155	86.65	7.931	09:02:27.269
3 -	16.622	21.022	134.4	27.035	126.9	1:04.679	91.30	4.455	09:03:31.948
4 -	16.186	20.462	137.5	26.409	127.2	1:03.057	93.65	2.833	09:04:35.005
5 -	16.012	19.993	135.0	26.529	129.7	1:02.534	94.43	2.310	09:05:37.539
6 -	16.078	20.499	133.6	26.222	129.2	1:02.799	94.04	2.575	09:06:40.338
7 -	15.790	19.776	135.0	25.972	129.7	1:01.538	95.96	1.314	09:07:41.876
8 -	15.729	19.828	137.7	25.750	128.9	1:01.307	96.32	1.083	09:08:43.183
9 -	15.742	19.540	136.9	25.773	129.2	1:01.055	96.72	0.831	09:09:44.238
10 -	15.842	19.775	138.6	25.538	130.2	1:01.155	96.56	0.931	09:10:45.393
11 -	15.766	19.423	139.8	25.117	132.3	1:00.306 (2)	97.92	0.082	09:11:45.699
12 -	15.691	19.938	139.2	25.052	130.7	1:00.681	97.32	0.457	09:12:46.380
13 -	15.738	19.685	138.0	IN PIT		1:06.246 P	89.14	6.022	09:13:52.626
14 -	OUTLAP	20.465	137.2	25.587	129.9	3:52.761	25.37	2:52.537	09:17:45.387
15 -	15.690	19.471	139.8	25.887	130.2	1:01.048	96.73	0.824	09:18:46.435
16 -	15.694	19.428	140.1	25.226	130.7	1:00.348 (3)	97.86	0.124	09:19:46.783
17 -	15.606	19.652	140.1	24.966	131.5	1:00.224 (1)	98.06		09:20:47.007
18 -	15.866	19.563	139.8	IN PIT		1:06.983 P	88.16	6.759	09:21:53.990
19 -	OUTLAP	19.800	138.3	25.296	129.4	2:57.471	33.27	1:57.247	09:24:51.461
20 -	15.676	19.540	138.9	25.186	129.9	1:00.402	97.77	0.178	09:25:51.863

P12 66	Cameron FRASER				Yamaha - Jones Dorling Racing				
IDEAL LAP TIME : 1:00.107		BEST LAP TIME : 1:00.308		DIFFERENCE : 0.201					
LAP	SECTOR 1	SECTOR 2	SECTOR 3	LAP TIME	MPH	DIFF	TIME OF DAY		
1 -	OUTLAP	23.381	100.0	29.159	118.7		09:02:43.701		
2 -	17.280	21.046	126.8	27.132	123.3	1:05.458	90.22	5.150	09:03:49.159
3 -	16.298	20.601	132.8	26.823	125.5	1:03.722	92.67	3.414	09:04:52.881
4 -	16.169	20.293	128.5	27.273	122.4	1:03.735	92.65	3.427	09:05:56.616
5 -	16.689	20.502	128.3	26.803	124.3	1:03.994	92.28	3.686	09:07:00.610
6 -	16.137	19.855	129.8	26.252	126.9	1:02.244	94.87	1.936	09:08:02.854
7 -	15.867	20.094	131.8	26.030	129.9	1:01.991	95.26	1.683	09:09:04.845
8 -	15.852	19.837	133.6	25.823	129.7	1:01.512	96.00	1.204	09:10:06.357
9 -	15.979	19.671	135.0	25.704	130.4	1:01.354	96.25	1.046	09:11:07.711
10 -	16.025	19.994	128.0	26.145	130.4	1:02.164	95.00	1.856	09:12:09.875
11 -	16.015	19.550	134.2	25.756	131.2	1:01.321	96.30	1.013	09:13:11.196
12 -	15.833	19.699	131.0	25.721	131.0	1:01.253	96.41	0.945	09:14:12.449
13 -	15.737	19.592	137.2	25.474	131.5	1:00.803	97.12	0.495	09:15:13.252
14 -	15.703	19.481	139.5	25.517	131.7	1:00.701	97.29	0.393	09:16:13.953
15 -	15.652	19.624	138.9	26.093	132.0	1:01.369	96.23	1.061	09:17:15.322
16 -	15.858	19.710	139.2	25.616	130.7	1:01.184	96.52	0.876	09:18:16.506
17 -	15.730	19.653	134.7	25.675	129.2	1:01.058	96.72	0.750	09:19:17.564
18 -	15.643	19.362	138.9	25.303	133.3	1:00.308 (1)	97.92		09:20:17.872
19 -	15.562	19.882	135.2	25.632	130.4	1:01.076	96.69	0.768	09:21:18.948
20 -	15.736	19.495	138.6	25.353	132.3	1:00.584	97.47	0.276	09:22:19.532
21 -	15.644	19.353	136.9	25.315	131.5	1:00.312 (3)	97.91	0.004	09:23:19.844
22 -	15.760	19.242	138.3	25.306	132.3	1:00.308 (1)	97.92		09:24:20.152
23 -	15.563	19.465	138.9	25.326	132.0	1:00.354	97.85	0.046	09:25:20.506

Weather / Track : Bright / Dry

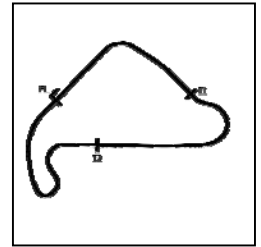
Silverstone National
Circuit Length = 1.6404 miles
Start: 09:00 Flag 09:25 End: 09:26

MCRCB BULLETIN TK002

2018 Bennetts British Superbike Championship - Round 9

2018 Pirelli National Superstock 600 Championship with Black Horse

FREE PRACTICE 1 - SECTOR ANALYSIS



SECTOR 1 = FL to I1, SECTOR 2 = I1 to I2, SECTOR 3 = I2 to FL, DIFF = Difference To Personal Best Lap, P = Crossed Finish Line in Pit Lane, D = Time Disallowed

P13 5		Aaron CLARKE				Yamaha - Draper Racing				
IDEAL LAP TIME : 1:00.325		BEST LAP TIME : 1:00.384		DIFFERENCE : 0.059						
LAP	SECTOR 1	SECTOR 2	SECTOR 3	LAP TIME	MPH	DIFF	TIME OF DAY			
1 -		24.236	110.7	30.245	112.6				09:01:18.823	
2 -	17.975	22.892	125.2	27.423	123.8	1:08.290	86.47	7.906	09:02:27.113	
3 -	16.627	21.038	135.2	27.096	123.8	1:04.761	91.19	4.377	09:03:31.874	
4 -	16.412	20.877	127.0	27.240	125.5	1:04.529	91.51	4.145	09:04:36.403	
5 -	16.235	20.349	135.2	26.691	126.9	1:03.275	93.33	2.891	09:05:39.678	
6 -	16.126	19.985	137.7	26.388	127.9	1:02.499	94.49	2.115	09:06:42.177	
7 -	16.013	19.861	140.9	26.006	128.7	1:01.880	95.43	1.496	09:07:44.057	
8 -	16.027	20.010	141.5	25.914	126.9	1:01.951	95.32	1.567	09:08:46.008	
9 -	16.160	20.301	139.8	25.918	127.4	1:02.379	94.67	1.995	09:09:48.387	
10 -	15.941	20.484	140.6	IN PIT		1:08.117	P	86.69	7.733	09:10:56.504
11 -	OUTLAP	21.562	135.2	26.236	127.4	2:17.943	42.81	1:17.559	09:13:14.447	
12 -	16.020	20.116	132.1	IN PIT		1:07.561	P	87.41	7.177	09:14:22.008
13 -	OUTLAP	22.090	138.6	26.383	126.2	4:24.366	22.33	3:23.982	09:18:46.374	
14 -	16.020	19.854	141.2	25.625	129.9	1:01.499	96.02	1.115	09:19:47.873	
15 -	16.076	19.720	141.8	25.538	127.4	1:01.334	96.28	0.950	09:20:49.207	
16 -	15.916	19.815	133.9	25.641	130.4	1:01.372	96.22	0.988	09:21:50.579	
17 -	15.717	20.067	129.3	25.427	130.4	1:01.211	96.48	0.827	09:22:51.790	
18 -	15.568	19.507	142.7	25.309	129.4	1:00.384 (1)	97.80		09:23:52.174	
19 -	15.767	19.693	128.0	25.613	129.7	1:01.073	(3)	96.69	0.689	09:24:53.247
20 -	15.739	19.451	141.2	25.306	128.7	1:00.496	(2)	97.62	0.112	09:25:53.743

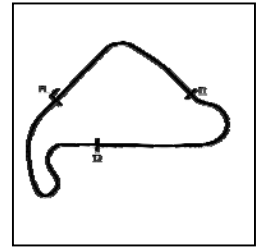
P14 14		Louis VALLELEY				Kawasaki - Pharaoh Racing				
IDEAL LAP TIME : 1:00.455		BEST LAP TIME : 1:00.478		DIFFERENCE : 0.023						
LAP	SECTOR 1	SECTOR 2	SECTOR 3	LAP TIME	MPH	DIFF	TIME OF DAY			
1 -		25.137	104.8	29.772	116.8				09:01:21.144	
2 -	17.921	22.618	118.7	29.575	120.2	1:10.114	84.22	9.636	09:02:31.258	
3 -	17.450	21.634	128.3	27.923	121.7	1:07.007	88.13	6.529	09:03:38.265	
4 -	16.899	21.131	131.3	27.301	122.4	1:05.331	90.39	4.853	09:04:43.596	
5 -	16.534	20.890	139.2	26.796	123.6	1:04.220	91.95	3.742	09:05:47.816	
6 -	16.395	20.576	133.4	26.843	124.7	1:03.814	92.54	3.336	09:06:51.630	
7 -	16.111	20.205	137.2	26.360	127.7	1:02.676	94.22	2.198	09:07:54.306	
8 -	16.072	20.167	137.2	26.308	128.7	1:02.547	94.41	2.069	09:08:56.853	
9 -	15.938	21.094	116.7	IN PIT		1:11.974	P	82.05	11.496	09:10:08.827
10 -	OUTLAP	20.981	137.2	26.620	118.9	3:24.423	28.88	2:23.945	09:13:33.250	
11 -	16.413	20.342	138.3	25.871	126.9	1:02.626	94.30	2.148	09:14:35.876	
12 -	15.990	20.291	137.7	25.723	127.9	1:02.004	95.24	1.526	09:15:37.880	
13 -	15.951	19.957	139.2	25.775	127.7	1:01.683	95.74	1.205	09:16:39.563	
14 -	15.921	19.861	136.9	25.923	125.2	1:01.705	95.70	1.227	09:17:41.268	
15 -	16.001	20.110	131.8	26.006	128.4	1:02.117	95.07	1.639	09:18:43.385	
16 -	15.781	19.761	138.3	25.790	128.9	1:01.332	96.29	0.854	09:19:44.717	
17 -	15.864	19.787	139.5	25.439	129.2	1:01.090	(3)	96.67	0.612	09:20:45.807
18 -	15.889	20.097	131.5	26.008	126.2	1:01.994	95.26	1.516	09:21:47.801	
19 -	15.882	20.122	137.5	25.568	128.9	1:01.572	95.91	1.094	09:22:49.373	
20 -	15.728	19.813	138.6	25.459	128.1	1:01.000	(2)	96.81	0.522	09:23:50.373
21 -	16.237	20.280	138.3	25.375	128.7	1:01.892	95.41	1.414	09:24:52.265	
22 -	15.751	19.583	140.3	25.144	130.7	1:00.478 (1)	97.64		09:25:52.743	

P15 12		James NAGY				Kawasaki - Steelmate Racing			
IDEAL LAP TIME : 1:00.232		BEST LAP TIME : 1:00.482		DIFFERENCE : 0.250					
LAP	SECTOR 1	SECTOR 2	SECTOR 3	LAP TIME	MPH	DIFF	TIME OF DAY		
1 -	OUTLAP	22.657	111.8	28.354	123.1				09:02:06.290
2 -	16.512	20.721	131.8	26.532	125.2	1:03.765	92.61	3.283	09:03:10.055
3 -	16.807	20.252	125.4	26.204	131.7	1:03.263	93.35	2.781	09:04:13.318
4 -	16.259	19.985	123.8	26.156	129.7	1:02.400	94.64	1.918	09:05:15.718
5 -	15.851	19.985	128.8	25.941	131.2	1:01.777	95.59	1.295	09:06:17.495
6 -	15.908	19.654	129.8	26.358	128.7	1:01.920	95.37	1.438	09:07:19.415
7 -	15.946	19.599	130.3	25.512	132.5	1:01.057	96.72	0.575	09:08:20.472
8 -	15.731	19.445	130.8	25.560	131.2	1:00.736	97.23	0.254	09:09:21.208

Weather / Track : Bright / Dry

Silverstone National
Circuit Length = 1.6404 miles
Start: 09:00 Flag 09:25 End: 09:26

FREE PRACTICE 1 - SECTOR ANALYSIS



SECTOR 1 = FL to I1, SECTOR 2 = I1 to I2, SECTOR 3 = I2 to FL, DIFF = Difference To Personal Best Lap, P = Crossed Finish Line in Pit Lane, D = Time Disallowed

9 -	15.827	19.687	133.6	25.301	130.4	1:00.815	97.10	0.333	09:10:22.023
10 -	16.022	19.934	131.8	IN PIT		1:11.340	P 82.78	10.858	09:11:33.363
11 -	OUTLAP	20.975	130.5	25.867	128.7	3:06.289	31.70	2:05.807	09:14:39.652
12 -	15.957	19.615	126.8	26.507	131.2	1:02.079	95.13	1.597	09:15:41.731
13 -	15.876	19.888	136.3	25.058	131.7	1:00.822	97.09	0.340	09:16:42.553
14 -	15.743	19.776	136.3	25.123	131.0	1:00.642	(2) 97.38	0.160	09:17:43.195
15 -	15.792	19.492	131.8	25.198	131.7	1:00.482	(1) 97.64		09:18:43.677
16 -	15.869	19.487	137.7	25.904	128.4	1:01.260	96.40	0.778	09:19:44.937
17 -	16.043	25.800	112.7	IN PIT		1:17.989	P 75.72	17.507	09:21:02.926
18 -	OUTLAP	19.792	134.4	25.614	126.7	2:07.094	46.46	1:06.612	09:23:10.020
19 -	16.099	19.638	133.9	25.448	129.9	1:01.185	96.52	0.703	09:24:11.205
20 -	15.742	19.443	135.2	25.512	126.9	1:00.697	(3) 97.29	0.215	09:25:11.902

P16 26		Adam HARTGROVE			Yamaha - Adam Hartgrove Racing				
IDEAL LAP TIME : 1:00.562		BEST LAP TIME : 1:00.562			DIFFERENCE : 0.000				
LAP	SECTOR 1	SECTOR 2		SECTOR 3		LAP TIME	MPH	DIFF	TIME OF DAY
1 -	OUTLAP	25.417	96.1	31.592	116.3				09:01:23.424
2 -	17.286	22.308	104.6	29.777	120.8	1:09.371	85.13	8.809	09:02:32.795
3 -	16.586	22.220	107.8	28.516	124.5	1:07.322	87.72	6.760	09:03:40.117
4 -	16.539	21.244	112.5	27.896	124.5	1:05.679	89.91	5.117	09:04:45.796
5 -	16.365	20.999	118.9	IN PIT		1:13.885	P 79.93	13.323	09:05:59.681
6 -	OUTLAP	21.043	119.6	27.193	126.9	2:26.710	40.25	1:26.148	09:08:26.391
7 -	16.119	20.101	122.4	26.598	127.7	1:02.818	94.01	2.256	09:09:29.209
8 -	15.803	19.863	126.1	26.221	128.7	1:01.887	95.42	1.325	09:10:31.096
9 -	15.762	19.911	126.6	25.790	128.4	1:01.463	96.08	0.901	09:11:32.559
10 -	15.818	19.835	122.9	26.889	123.1	1:02.542	94.42	1.980	09:12:35.101
11 -	15.900	19.666	123.5	25.759	131.2	1:01.325	(3) 96.30	0.763	09:13:36.426
12 -	15.903	20.039	132.1	25.827	128.9	1:01.769	95.60	1.207	09:14:38.195
13 -	15.883	20.058	129.3	25.622	127.4	1:01.563	95.92	1.001	09:15:39.758
14 -	16.838	21.799	115.7	IN PIT		1:15.242	P 78.48	14.680	09:16:55.000
15 -	OUTLAP	20.491	123.3	26.514	127.7	3:42.422	26.55	2:41.860	09:20:37.422
16 -	15.839	19.979	122.6	26.010	130.2	1:01.828	95.51	1.266	09:21:39.250
17 -	15.883	19.939	133.9	25.758	130.4	1:01.580	95.90	1.018	09:22:40.830
18 -	15.659	19.808	125.2	25.816	129.4	1:01.283	(2) 96.36	0.721	09:23:42.113
19 -	15.867	20.196	121.5	25.515	133.1	1:01.578	95.90	1.016	09:24:43.691
20 -	15.473	19.574	126.8	25.515	129.9	1:00.562	(1) 97.51		09:25:44.253

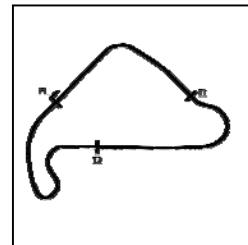
P17 2		TJ TOMS			Kawasaki - Squidge Racing				
IDEAL LAP TIME : 1:00.671		BEST LAP TIME : 1:00.793			DIFFERENCE : 0.122				
LAP	SECTOR 1	SECTOR 2		SECTOR 3		LAP TIME	MPH	DIFF	TIME OF DAY
1 -	OUTLAP	25.005	110.5	29.482	120.4				09:01:17.550
2 -	18.006	21.679	119.8	27.360	125.7	1:07.045	88.08	6.252	09:02:24.595
3 -	16.411	21.052	124.2	26.557	128.7	1:04.020	92.24	3.227	09:03:28.615
4 -	16.173	20.663	126.6	26.851	128.4	1:03.687	92.72	2.894	09:04:32.302
5 -	16.112	21.765	128.0	26.202	127.2	1:04.079	92.16	3.286	09:05:36.381
6 -	15.937	20.147	132.1	25.948	126.9	1:02.032	95.20	1.239	09:06:38.413
7 -	16.096	20.025	128.0	26.111	127.7	1:02.232	94.89	1.439	09:07:40.645
8 -	15.793	20.408	132.8	25.571	129.2	1:01.772	95.60	0.979	09:08:42.417
9 -	15.789	19.792	131.8	25.541	130.2	1:01.122	(3) 96.62	0.329	09:09:43.539
10 -	15.571	19.939	136.6	25.408	130.7	1:00.918	(2) 96.94	0.125	09:10:44.457
11 -	15.532	19.731	134.7	25.530	131.0	1:00.793	(1) 97.14		09:11:45.250
12 -	15.719	20.321	106.5	IN PIT		1:11.051	P 83.11	10.258	09:12:56.301

P18 17		Josh WOOD			Kawasaki - Wood Racing				
IDEAL LAP TIME : 1:00.755		BEST LAP TIME : 1:00.879			DIFFERENCE : 0.124				
LAP	SECTOR 1	SECTOR 2		SECTOR 3		LAP TIME	MPH	DIFF	TIME OF DAY
1 -	OUTLAP	23.581	111.4	30.433	117.8				09:02:31.184
2 -	17.497	21.423	136.9	29.273	121.7	1:08.193	86.60	7.314	09:03:39.377
3 -	16.959	21.138	123.3	27.679	120.0	1:05.776	89.78	4.897	09:04:45.153
4 -	16.732	20.845	133.6	27.843	122.0	1:05.420	90.27	4.541	09:05:50.573
5 -	16.445	20.904	121.5	27.479	127.7	1:04.828	91.09	3.949	09:06:55.401
6 -	16.102	20.361	132.3	26.537	127.2	1:03.000	93.74	2.121	09:07:58.401

Weather / Track : Bright / Dry

Silverstone National
Circuit Length = 1.6404 miles
Start: 09:00 Flag 09:25 End: 09:26

FREE PRACTICE 1 - SECTOR ANALYSIS



SECTOR 1 = FL to I1, SECTOR 2 = I1 to I2, SECTOR 3 = I2 to FL, DIFF = Difference To Personal Best Lap, P = Crossed Finish Line in Pit Lane, D = Time Disallowed

7 -	16.277	20.344	135.8	26.335	127.7	1:02.956	93.80	2.077	09:09:01.357
8 -	16.184	20.415	137.5	26.610	120.8	1:03.209	93.43	2.330	09:10:04.566
9 -	16.151	20.250	133.6	26.259	123.6	1:02.660	94.24	1.781	09:11:07.226
10 -	16.084	20.533	127.0	26.932	127.2	1:03.549	92.93	2.670	09:12:10.775
11 -	16.096	20.481	140.1	26.285	127.9	1:02.862	93.94	1.983	09:13:13.637
12 -	16.082	20.219	139.5	26.239	125.2	1:02.540	94.43	1.661	09:14:16.177
13 -	16.024	20.605	138.3	IN PIT		1:13.566	P 80.27	12.687	09:15:29.743
14 -	OUTLAP	21.444	132.6	27.055	127.4	3:59.613	24.64	2:58.734	09:19:29.356
15 -	16.103	20.365	139.5	26.560	129.2	1:03.028	93.69	2.149	09:20:32.384
16 -	16.036	19.814	139.2	26.145	129.7	1:01.995	(3) 95.26	1.116	09:21:34.379
17 -	15.988	20.144	135.5	26.101	130.4	1:02.233	94.89	1.354	09:22:36.612
18 -	16.033	20.078	139.5	26.069	127.7	1:02.180	94.97	1.301	09:23:38.792
19 -	16.026	19.589	138.3	25.528	130.2	1:01.143	(2) 96.58	0.264	09:24:39.935
20 -	15.787	19.713	139.8	25.379	127.2	1:00.879	(1) 97.00		09:25:40.814

P19 19 James ALDERSON Triumph - R Alderson & Sons Racing

IDEAL LAP TIME : 1:00.572 BEST LAP TIME : 1:00.894 DIFFERENCE : 0.322

LAP	SECTOR 1	SECTOR 2	SECTOR 3	LAP TIME	MPH	DIFF	TIME OF DAY
1 -	OUTLAP	24.484	100.7	29.796	119.1		09:01:21.316
2 -	17.294	22.192	107.5	30.140	116.8	1:09.626	84.81 8.732 09:02:30.942
3 -	17.022	21.380	123.5	28.410	121.5	1:06.812	88.39 5.918 09:03:37.754
4 -	16.545	20.762	128.3	27.848	121.5	1:05.155	90.64 4.261 09:04:42.909
5 -	16.501	20.524	136.3	27.168	123.6	1:04.193	91.99 3.299 09:05:47.102
6 -	16.505	20.402	136.1	26.817	125.9	1:03.724	92.67 2.830 09:06:50.826
7 -	16.384	20.177	135.5	26.565	124.7	1:03.126	93.55 2.232 09:07:53.952
8 -	16.171	19.967	138.9	26.052	126.7	1:02.190	94.96 1.296 09:08:56.142
9 -	16.163	19.833	140.9	25.885	127.9	1:01.881	95.43 0.987 09:09:58.023
10 -	16.424	19.826	140.3	25.706	126.4	1:01.956	95.32 1.062 09:10:59.979
11 -	16.177	19.940	138.0	25.723	126.9	1:01.840	95.49 0.946 09:12:01.819
12 -	16.011	19.685	140.3	25.747	127.4	1:01.443	96.11 0.549 09:13:03.262
13 -	15.964	19.919	139.2	25.520	128.9	1:01.403	96.17 0.509 09:14:04.665
14 -	15.883	19.704	139.5	25.780	125.7	1:01.367	96.23 0.473 09:15:06.032
15 -	15.882	19.685	140.1	25.476	128.9	1:01.043	96.74 0.149 09:16:07.075
16 -	15.896	19.550	139.2	25.727	128.1	1:01.173	96.54 0.279 09:17:08.248
17 -	16.034	20.106	139.2	25.500	128.1	1:01.640	95.80 0.746 09:18:09.888
18 -	15.862	19.624	140.3	25.471	127.2	1:00.957	(3) 96.88 0.063 09:19:10.845
19 -	16.053	19.812	140.1	25.319	126.9	1:01.184	96.52 0.290 09:20:12.029
20 -	15.902	19.579	140.1	25.413	127.9	1:00.894	(1) 96.98 09:21:12.923
21 -	15.936	19.757	140.1	25.353	129.9	1:01.046	96.74 0.152 09:22:13.969
22 -	15.820	19.437	141.5	25.789	127.9	1:01.046	96.74 0.152 09:23:15.015
23 -	16.038	19.836	141.2	25.528	122.6	1:01.402	96.18 0.508 09:24:16.417
24 -	15.954	19.641	139.8	25.315	129.4	1:00.910	(2) 96.95 0.016 09:25:17.327

P20 37 Liam DELVES Yamaha - Team IMR

IDEAL LAP TIME : 1:00.604 BEST LAP TIME : 1:00.898 DIFFERENCE : 0.294

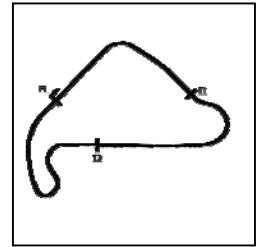
LAP	SECTOR 1	SECTOR 2	SECTOR 3	LAP TIME	MPH	DIFF	TIME OF DAY
1 -	OUTLAP	24.532	98.1	29.995	122.0		09:03:25.818
2 -	16.834	21.779	120.6	27.522	126.4	1:06.135	89.29 5.237 09:04:31.953
3 -	16.267	22.157	126.8	26.857	129.2	1:05.281	90.46 4.383 09:05:37.234
4 -	16.185	20.931	126.6	26.518	129.7	1:03.634	92.80 2.736 09:06:40.868
5 -	15.804	20.186	129.5	26.424	128.9	1:02.414	94.62 1.516 09:07:43.282
6 -	15.704	19.937	133.9	25.964	127.2	1:01.605	95.86 0.707 09:08:44.887
7 -	15.817	19.834	126.6	26.135	128.1	1:01.786	95.58 0.888 09:09:46.673
8 -	15.678	19.952	130.0	26.040	129.9	1:01.670	95.76 0.772 09:10:48.343
9 -	15.652	19.626	141.2	25.620	129.9	1:00.898	(1) 96.97 09:11:49.241
10 -	15.717	19.910	132.1	IN PIT		1:10.325	P 83.97 9.427 09:12:59.566
11 -	OUTLAP	20.752	128.8	26.402	129.4	2:11.521	44.90 1:10.623 09:15:11.087
12 -	15.692	19.990	131.8	25.864	128.7	1:01.546	95.95 0.648 09:16:12.633
13 -	15.623	19.828	134.7	26.459	128.7	1:01.910	95.39 1.012 09:17:14.543
14 -	15.797	19.774	140.6	25.538	129.4	1:01.109	96.64 0.211 09:18:15.652
15 -	15.703	19.721	139.5	25.488	128.1	1:00.912	(2) 96.95 0.014 09:19:16.564
16 -	15.735	19.809	140.9	25.371	129.9	1:00.915	(3) 96.94 0.017 09:20:17.479
17 -	15.684	21.970	111.4	26.576	128.1	1:04.230	91.94 3.332 09:21:21.709

MCRCB BULLETIN TK002

2018 Bennetts British Superbike Championship - Round 9

2018 Pirelli National Superstock 600 Championship with Black Horse

FREE PRACTICE 1 - SECTOR ANALYSIS



SECTOR 1 = FL to I1, SECTOR 2 = I1 to I2, SECTOR 3 = I2 to FL, DIFF = Difference To Personal Best Lap, P = Crossed Finish Line in Pit Lane, D = Time Disallowed

18 -	15.846	19.827	139.5	25.619	129.4	1:01.292	96.35	0.394	09:22:23.001
19 -	15.688	19.863	139.2	25.443	129.9	1:00.994	96.82	0.096	09:23:23.995
20 -	15.733	19.973	136.9	25.507	129.2	1:01.213	96.47	0.315	09:24:25.208
21 -	15.670	19.961	140.9	25.355	128.1	1:00.986	96.83	0.088	09:25:26.194

P21 6		Conor WHEELER		Yamaha - Conor Wheeler Racing					
IDEAL LAP TIME : 1:01.130		BEST LAP TIME : 1:01.130		DIFFERENCE : 0.000					
LAP	SECTOR 1	SECTOR 2	SECTOR 3	LAP TIME	MPH	DIFF	TIME OF DAY		
1 -	OUTLAP	24.995	98.6	32.490	110.9				
2 -	19.394	24.042	88.1	30.829	118.7	1:14.265	79.52	13.135	09:03:09.391
3 -	17.651	22.009	112.7	29.108	120.0	1:08.768	85.87	7.638	09:04:18.159
4 -	17.270	21.794	110.7	28.942	120.8	1:08.006	86.84	6.876	09:05:26.165
5 -	17.029	21.395	118.9	28.337	122.0	1:06.761	88.45	5.631	09:06:32.926
6 -	16.724	21.280	112.5	28.358	122.9	1:06.362	88.99	5.232	09:07:39.288
7 -	16.665	21.330	117.3	27.857	120.8	1:05.852	89.68	4.722	09:08:45.140
8 -	16.825	21.085	122.6	27.318	122.4	1:05.228	90.53	4.098	09:09:50.368
9 -	16.507	20.744	123.8	27.452	123.3	1:04.703	91.27	3.573	09:10:55.071
10 -	16.522	20.672	124.9	26.957	125.0	1:04.151	92.05	3.021	09:11:59.222
11 -	16.293	20.325	124.0	27.058	124.5	1:03.676	92.74	2.546	09:13:02.898
12 -	16.267	20.398	125.4	26.508	126.2	1:03.173	93.48	2.043	09:14:06.071
13 -	16.215	20.326	128.8	26.644	125.5	1:03.185	93.46	2.055	09:15:09.256
14 -	16.517	20.408	128.5	26.433	126.4	1:03.358	93.21	2.228	09:16:12.614
15 -	16.140	19.945	130.8	26.384	128.7	1:02.469	94.53	1.339	09:17:15.083
16 -	16.051	20.206	127.3	26.176	126.4	1:02.433	94.59	1.303	09:18:17.516
17 -	16.096	20.027	128.3	26.702	125.7	1:02.825	94.00	1.695	09:19:20.341
18 -	15.998	20.081	133.9	26.066	127.9	1:02.145	95.03	1.015	09:20:22.486
19 -	15.902	19.955	129.8	26.154	127.9	1:02.011	95.23	0.881	09:21:24.497
20 -	15.864	19.844	129.5	25.939	129.2	1:01.647 (3)	95.79	0.517	09:22:26.144
21 -	15.807	19.724	136.1	26.183	128.1	1:01.714	95.69	0.584	09:23:27.858
22 -	15.773	19.917	131.8	25.871	129.2	1:01.561 (2)	95.93	0.431	09:24:29.419
23 -	15.770	19.636	134.4	25.724	130.2	1:01.130 (1)	96.60		09:25:30.549

P22 44		Ewan POTTER		Yamaha - Jones Dorling Racing					
IDEAL LAP TIME :		BEST LAP TIME : 1:01.398		DIFFERENCE :					
LAP	SECTOR 1	SECTOR 2	SECTOR 3	LAP TIME	MPH	DIFF	TIME OF DAY		
1 -							09:03:41.051		
2 -				1:08.746	85.90	7.348	09:04:49.797		
3 -				1:06.462	88.85	5.064	09:05:56.259		
4 -				1:05.635	89.97	4.237	09:07:01.894		
5 -				1:05.099	90.71	3.701	09:08:06.993		
6 -				1:03.650	92.78	2.252	09:09:10.643		
7 -				1:03.659	92.77	2.261	09:10:14.302		
8 -				1:03.093	93.60	1.695	09:11:17.395		
9 -				1:02.880	93.91	1.482	09:12:20.275		
10 -				1:02.947	93.81	1.549	09:13:23.222		
11 -				1:02.593	94.35	1.195	09:14:25.815		
12 -				1:02.852	93.96	1.454	09:15:28.667		
13 -				1:02.152	95.01	0.754	09:16:30.819		
14 -				1:01.788	95.57	0.390	09:17:32.607		
15 -				1:01.955	95.32	0.557	09:18:34.562		
16 -				1:01.723	95.68	0.325	09:19:36.285		
17 -				1:01.648	95.79	0.250	09:20:37.933		
18 -				1:01.777	95.59	0.379	09:21:39.710		
19 -				1:01.398 (1)	96.18		09:22:41.108		
20 -				1:01.748	95.64	0.350	09:23:42.856		
21 -				1:01.527 (3)	95.98	0.129	09:24:44.383		
22 -				1:01.494 (2)	96.03	0.096	09:25:45.877		

P23 47		Angus GOUGH		Yamaha - G Fab Racing					
IDEAL LAP TIME : 1:01.217		BEST LAP TIME : 1:01.537		DIFFERENCE : 0.320					
LAP	SECTOR 1	SECTOR 2	SECTOR 3	LAP TIME	MPH	DIFF	TIME OF DAY		
1 -	OUTLAP	25.070	92.9	31.502	116.6		09:01:23.995		

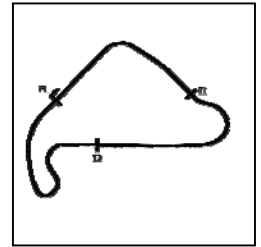
Weather / Track : Bright / Dry

Silverstone National
Circuit Length = 1.6404 miles
Start: 09:00 Flag 09:25 End: 09:26

2018 Bennetts British Superbike Championship - Round 9

2018 Pirelli National Superstock 600 Championship with Black Horse

FREE PRACTICE 1 - SECTOR ANALYSIS



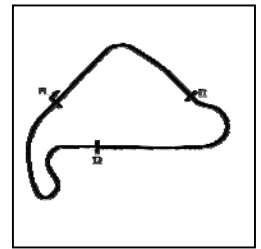
SECTOR 1 = FL to I1, SECTOR 2 = I1 to I2, SECTOR 3 = I2 to FL, DIFF = Difference To Personal Best Lap, P = Crossed Finish Line in Pit Lane, D = Time Disallowed

2 -	17.904	22.392	101.3	29.609	119.5	1:09.905	84.48	8.368	09:02:33.900
3 -	17.072	21.940	99.5	29.284	121.3	1:08.296	86.47	6.759	09:03:42.196
4 -	17.090	22.019	111.1	28.772	109.7	1:07.881	87.00	6.344	09:04:50.077
5 -	17.149	20.997	127.3	28.217	121.7	1:06.363	88.99	4.826	09:05:56.440
6 -	16.811	21.053	121.5	IN PIT		1:15.493	P 78.22	13.956	09:07:11.933
7 -	OUTLAP	20.894	120.2	27.814	121.7	2:40.182	36.86	1:38.645	09:09:52.115
8 -	16.488	20.511	131.0	27.030	123.8	1:04.029	92.23	2.492	09:10:56.144
9 -	16.515	20.358	131.0	26.701	126.9	1:03.574	92.89	2.037	09:11:59.718
10 -	16.456	20.295	132.1	26.655	125.7	1:03.406	93.14	1.869	09:13:03.124
11 -	16.330	20.441	130.8	26.679	128.1	1:03.450	93.07	1.913	09:14:06.574
12 -	16.490	20.199	133.4	26.161	128.9	1:02.850	93.96	1.313	09:15:09.424
13 -	16.078	20.209	140.1	26.038	127.9	1:02.325	94.75	0.788	09:16:11.749
14 -	15.930	20.299	138.6	26.463	128.7	1:02.692	94.20	1.155	09:17:14.441
15 -	16.289	20.098	139.5	26.370	123.3	1:02.757	94.10	1.220	09:18:17.198
16 -	16.186	19.834	139.8	IN PIT		1:15.318	P 78.40	13.781	09:19:32.516
17 -	OUTLAP	20.571	133.6	26.240	128.7	2:40.070	36.89	1:38.533	09:22:12.586
18 -	15.892	20.036	134.2	26.330	128.4	1:02.258	(3) 94.85	0.721	09:23:14.844
19 -	15.986	19.998	138.0	26.108	126.4	1:02.092	(2) 95.11	0.555	09:24:16.936
20 -	16.212	19.709	141.5	25.616	129.7	1:01.537	(1) 95.96		09:25:18.473

P24	7	Aaron WRIGHT	Yamaha - Jezaro.com						
IDEAL LAP TIME : 1:01.439		BEST LAP TIME : 1:01.637		DIFFERENCE : 0.198					
LAP	SECTOR 1	SECTOR 2	SECTOR 3	LAP TIME	MPH	DIFF	TIME OF DAY		
1 -		25.075	116.1	31.734	108.1		09:01:18.951		
2 -	19.043	23.242	114.3	31.133	109.0	1:13.418	80.43	11.781	09:02:32.369
3 -	17.974	21.986	112.0	28.915	118.4	1:08.875	85.74	7.238	09:03:41.244
4 -	17.463	21.028	129.8	26.849	123.6	1:05.340	90.38	3.703	09:04:46.584
5 -	17.899	20.432	126.6	IN PIT		1:15.341	P 78.38	13.704	09:06:01.925
6 -	OUTLAP	22.169	130.3	27.805	117.2	3:11.481	30.84	2:09.844	09:09:13.406
7 -	17.621	22.544	131.5	27.402	122.9	1:07.567	87.40	5.930	09:10:20.973
8 -	16.635	20.367	135.0	26.447	120.0	1:03.449	93.07	1.812	09:11:24.422
9 -	16.687	23.757	95.8	31.865	120.8	1:12.309	81.67	10.672	09:12:36.731
10 -	16.692	20.844	133.1	26.820	124.3	1:04.356	91.76	2.719	09:13:41.087
11 -	16.411	20.078	139.5	26.172	122.2	1:02.661	94.24	1.024	09:14:43.748
12 -	16.518	20.516	122.9	26.927	123.3	1:03.961	92.33	2.324	09:15:47.709
13 -	18.685	22.151	137.7	26.215	126.4	1:07.051	88.07	5.414	09:16:54.760
14 -	16.221	24.265	111.6	26.760	123.1	1:07.246	87.82	5.609	09:18:02.006
15 -	16.629	21.517	100.0	41.718	118.2	1:19.864	73.94	18.227	09:19:21.870
16 -	16.295	20.625	132.3	26.363	126.4	1:03.283	93.32	1.646	09:20:25.153
17 -	16.018	20.111	139.2	25.722	124.7	1:01.851	(2) 95.48	0.214	09:21:27.004
18 -	16.078	20.017	138.9	26.485	127.9	1:02.580	94.36	0.943	09:22:29.584
19 -	16.711	20.631	132.3	26.044	127.9	1:03.386	93.16	1.749	09:23:32.970
20 -	16.238	20.177	136.9	25.842	123.6	1:02.257	(3) 94.85	0.620	09:24:35.227
21 -	16.216	19.884	139.5	25.537	130.2	1:01.637	(1) 95.81		09:25:36.864

P25	15	Kurtis BUTLER	Kawasaki - 3vk						
IDEAL LAP TIME : 1:01.333		BEST LAP TIME : 1:01.659		DIFFERENCE : 0.326					
LAP	SECTOR 1	SECTOR 2	SECTOR 3	LAP TIME	MPH	DIFF	TIME OF DAY		
1 -	OUTLAP	25.542	91.3	32.576	111.8		09:01:55.196		
2 -	18.844	22.309	108.2	29.134	120.8	1:10.287	84.02	8.628	09:03:05.483
3 -	16.992	21.765	116.9	27.942	121.7	1:06.699	88.54	5.040	09:04:12.182
4 -	16.482	21.024	106.8	27.095	128.7	1:04.601	91.41	2.942	09:05:16.783
5 -	16.077	20.525	123.3	26.484	129.2	1:03.086	93.61	1.427	09:06:19.869
6 -	16.145	20.368	129.8	26.337	128.4	1:02.850	93.96	1.191	09:07:22.719
7 -	16.223	20.386	125.4	25.879	129.7	1:02.488	94.50	0.829	09:08:25.207
8 -	15.867	20.050	135.0	25.817	127.7	1:01.734	(2) 95.66	0.075	09:09:26.941
9 -	16.097	19.818	128.3	26.175	127.7	1:02.090	(3) 95.11	0.431	09:10:29.031
10 -	16.097	19.823	131.8	25.739	129.7	1:01.659	(1) 95.77		09:11:30.690
11 -	16.298	19.980	131.0	26.150	128.1	1:02.428	94.59	0.769	09:12:33.118
12 -	16.296	19.727	127.0	26.082	125.9	1:02.105	95.09	0.446	09:13:35.223

FREE PRACTICE 1 - SECTOR ANALYSIS



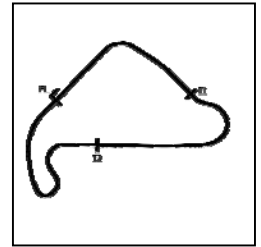
SECTOR 1 = FL to I1, SECTOR 2 = I1 to I2, SECTOR 3 = I2 to FL, DIFF = Difference To Personal Best Lap, P = Crossed Finish Line in Pit Lane, D = Time Disallowed

P26 27		Jamie ASHBY		Yamaha - JPA Racing / Davison Transport					
IDEAL LAP TIME : 1:01.749		BEST LAP TIME : 1:01.890		DIFFERENCE : 0.141					
LAP	SECTOR 1	SECTOR 2	SECTOR 3	LAP TIME	MPH	DIFF	TIME OF DAY		
1 -	OUTLAP	24.066	102.1	31.153	114.7		09:01:22.839		
2 -	17.497	22.030	115.7	29.823	119.3	1:09.350	09:02:32.189		
3 -	17.045	22.142	117.1	28.260	124.3	1:07.447	09:03:39.636		
4 -	16.833	21.036	128.3	27.827	125.0	1:05.696	09:04:45.332		
5 -	16.728	20.709	133.6	28.080	121.7	1:05.517	09:05:50.849		
6 -	16.647	20.651	126.3	27.435	126.4	1:04.733	09:06:55.582		
7 -	16.157	20.287	135.0	26.915	126.7	1:03.359	09:07:58.941		
8 -	16.162	20.399	130.5	26.994	123.3	1:03.555	09:09:02.496		
9 -	16.397	20.717	132.1	IN PIT		1:11.043 P	09:10:13.539		
10 -	OUTLAP	22.205	126.1	27.936	122.4	2:39.010	09:12:52.549		
11 -	16.473	20.204	130.8	26.806	122.6	1:03.483	09:13:56.032		
12 -	16.087	20.077	136.9	26.425	129.2	1:02.589	09:14:58.621		
13 -	15.908	20.037	136.3	26.292	126.7	1:02.237	09:16:00.858		
14 -	15.905	19.890	138.9	26.280	125.9	1:02.075 (3)	09:17:02.933		
15 -	15.957	20.014	139.2	26.307	126.7	1:02.278	09:18:05.211		
16 -	15.923	20.141	134.7	26.333	128.1	1:02.397	09:19:07.608		
17 -	15.888	19.891	138.3	IN PIT		1:05.827 P	09:20:13.435		
18 -	OUTLAP	23.646	133.4	27.021	126.2	2:42.557	09:22:55.992		
19 -	16.204	19.986	137.7	26.227	124.7	1:02.417	09:23:58.409		
20 -	16.029	19.869	138.6	25.992	127.2	1:01.890 (1)	09:25:00.299		
21 -	15.976	19.869	134.4	26.122	128.4	1:01.967 (2)	09:26:02.266		

P27 85		Jordan MCCORD		Yamaha - AJM Sales Ltd / Reid Engineering					
IDEAL LAP TIME : 1:01.921		BEST LAP TIME : 1:02.095		DIFFERENCE : 0.174					
LAP	SECTOR 1	SECTOR 2	SECTOR 3	LAP TIME	MPH	DIFF	TIME OF DAY		
1 -	OUTLAP	25.604	96.6	31.640	112.8		09:01:22.750		
2 -	17.970	22.606	109.6	29.857	120.4	1:10.433	09:02:33.183		
3 -	17.248	21.642	108.4	29.294	121.1	1:08.184	09:03:41.367		
4 -	17.033	20.528	116.5	27.108	123.1	1:04.669	09:04:46.036		
5 -	16.501	20.800	123.5	27.332	124.7	1:04.633	09:05:50.669		
6 -	16.628	20.349	123.3	26.471	124.7	1:03.448	09:06:54.117		
7 -	16.290	20.207	124.9	26.775	123.8	1:03.272	09:07:57.389		
8 -	16.491	20.515	126.3	26.467	125.0	1:03.473	09:09:00.862		
9 -	16.342	20.249	125.2	27.167	118.4	1:03.758	09:10:04.620		
10 -	16.344	19.918	127.3	26.440	125.5	1:02.702	09:11:07.322		
11 -	16.300	20.454	126.3	26.933	128.4	1:03.687	09:12:11.009		
12 -	16.160	20.343	129.3	26.319	127.2	1:02.822	09:13:13.831		
13 -	16.282	20.066	135.0	26.221	126.9	1:02.569	09:14:16.400		
14 -	16.375	20.347	132.8	26.445	124.3	1:03.167	09:15:19.567		
15 -	16.363	20.282	132.1	26.362	125.0	1:03.007	09:16:22.574		
16 -	16.157	19.975	131.8	25.963	125.7	1:02.095 (1)	09:17:24.669		
17 -	16.142	20.261	135.5	25.930	126.2	1:02.333	09:18:27.002		
18 -	16.073	20.132	134.2	26.273	127.2	1:02.478	09:19:29.480		
19 -	16.228	20.153	136.1	25.981	125.0	1:02.362	09:20:31.842		
20 -	16.128	20.125	135.2	26.015	125.5	1:02.268 (3)	09:21:34.110		
21 -	16.103	20.077	133.9	26.199	125.0	1:02.379	09:22:36.489		
22 -	16.118	19.989	134.2	26.097	123.3	1:02.204 (2)	09:23:38.693		
23 -	16.772	25.705	115.3	27.327	122.0	1:09.804	09:24:48.497		
24 -	16.360	20.242	135.2	26.073	125.5	1:02.675	09:25:51.172		

P28 4		Connor MOODY		Kawasaki - Steelmate Racing					
IDEAL LAP TIME : 1:02.473		BEST LAP TIME : 1:02.659		DIFFERENCE : 0.186					
LAP	SECTOR 1	SECTOR 2	SECTOR 3	LAP TIME	MPH	DIFF	TIME OF DAY		
1 -	OUTLAP	24.995	93.8	33.513	108.1		09:01:53.480		
2 -	19.196	23.670	98.2	30.882	113.5	1:13.748	09:03:07.228		
3 -	18.295	21.706	114.9	28.381	118.4	1:08.382	09:04:15.610		
4 -	17.143	21.194	121.7	27.560	122.2	1:05.897	09:05:21.507		
5 -	16.902	21.160	120.9	27.580	121.5	1:05.642	09:06:27.149		

FREE PRACTICE 1 - SECTOR ANALYSIS



SECTOR 1 = FL to I1, SECTOR 2 = I1 to I2, SECTOR 3 = I2 to FL, DIFF = Difference To Personal Best Lap, P = Crossed Finish Line in Pit Lane, D = Time Disallowed

6 -	16.864	20.558	124.5	IN PIT		1:14.837	P	78.91	12.178	09:07:41.986
7 -	OUTLAP	21.127	123.8	27.589	122.9	2:44.053		35.99	1:41.394	09:10:26.039
8 -	16.691	20.611	129.5	27.006	120.0	1:04.308		91.83	1.649	09:11:30.347
9 -	16.905	20.640	127.8	27.129	122.4	1:04.674		91.31	2.015	09:12:35.021
10 -	16.720	20.315	124.5	27.322	124.0	1:04.357		91.76	1.698	09:13:39.378
11 -	16.395	20.325	125.2	26.782	123.8	1:03.502		92.99	0.843	09:14:42.880
12 -	16.512	20.357	124.0	26.889	125.2	1:03.758		92.62	1.099	09:15:46.638
13 -	16.379	20.235	122.9	IN PIT		1:14.400	P	79.37	11.741	09:17:01.038
14 -	OUTLAP	20.943	128.8	26.621	125.0	2:56.021		33.55	1:53.362	09:19:57.059
15 -	16.507	20.094	134.7	26.539	125.0	1:03.140	(3)	93.53	0.481	09:21:00.199
16 -	16.304	20.491	123.3	26.772	125.2	1:03.567		92.90	0.908	09:22:03.766
17 -	16.510	20.468	135.0	26.470	126.2	1:03.448		93.07	0.789	09:23:07.214
18 -	16.291	20.083	129.3	26.487	126.7	1:02.861	(2)	93.94	0.202	09:24:10.075
19 -	16.168	20.269	128.8	26.222	127.4	1:02.659	(1)	94.25		09:25:12.734

P29 69 Caolán IRWIN Yamaha - Irwin Racing

IDEAL LAP TIME : 1:02.701 BEST LAP TIME : 1:04.293 DIFFERENCE : 1.592

LAP	SECTOR 1	SECTOR 2	SECTOR 3	LAP TIME	MPH	DIFF	TIME OF DAY
1 -	OUTLAP	23.941	93.7	1:10.581	111.6		09:02:14.971
2 -	18.940	25.474	107.3	28.984	120.6	1:13.398 (3)	80.46 9.105 09:03:28.369
3 -	17.043	20.733	122.6	26.566	125.9	1:04.342 (2)	91.78 0.049 09:04:32.711
4 -	16.131	21.727	124.5	26.435	127.7	1:04.293 (1)	91.85 09:05:37.004
5 -	16.193	20.135	136.3	IN PIT		2:35.688 P	37.93 1:31.395 09:08:12.692

MCRCB BULLETIN TK003**2018 Bennetts British Superbike Championship - Round 9****2018 Pirelli National Superstock 600 Championship with Black Horse****FREE PRACTICE 1 - BEST SECTORS**

SECTOR 1			SECTOR 2			SECTOR 3			IDEAL / BEST COMPARISON						
POS	NO	NAME	TIME	NO	NAME	TIME	NO	NAME	TIME	POS	NO	NAME	IDEAL	BEST	DIFF
													PERFECT LAP	58.403	
1	11	SKINNER	15.197	11	SKINNER	18.859	11	SKINNER	24.347	1	11	SKINNER	58.403	58.638	0.235
2	41	WARD	15.365	75	MCGREEVY	19.097	21	VICKERS	24.367	2	21	VICKERS	59.000	59.104	0.104
3	21	VICKERS	15.373	9	CLIFFORD	19.187	75	MCGREEVY	24.483	3	75	MCGREEVY	59.040	59.243	0.203
4	58	LEE	15.417	55	KEYES	19.195	32	PIPER	24.496	4	32	PIPER	59.437	59.817	0.380
5	55	KEYES	15.436	8	NEWSTEAD	19.212	99	LUXTON	24.717	5	99	LUXTON	59.468	59.468	0.000
6	75	MCGREEVY	15.460	66	FRASER	19.242	9	CLIFFORD	24.749	6	9	CLIFFORD	59.489	59.518	0.029
7	99	LUXTON	15.462	21	VICKERS	19.260	41	WARD	24.867	7	55	KEYES	59.541	59.571	0.030
8	26	HARTGROVE	15.473	99	LUXTON	19.289	55	KEYES	24.910	8	41	WARD	59.640	59.640	0.000
9	2	TOMS	15.532	58	LEE	19.380	10	SHELDON-SHAW	24.966	9	8	NEWSTEAD	59.771	1:00.025	0.254
10	32	PIPER	15.550	32	PIPER	19.391	8	NEWSTEAD	25.005	10	58	LEE	59.968	1:00.026	0.058
11	9	CLIFFORD	15.553	41	WARD	19.408	12	NAGY	25.058	11	10	SHELDON-SHAW	59.995	1:00.224	0.229
12	8	NEWSTEAD	15.554	10	SHELDON-SHAW	19.423	14	VALLELEY	25.144	12	66	FRASER	1:00.107	1:00.308	0.201
13	66	FRASER	15.562	19	ALDERSON	19.437	58	LEE	25.171	13	12	NAGY	1:00.232	1:00.482	0.250
14	5	CLARKE	15.568	12	NAGY	19.443	66	FRASER	25.303	14	5	CLARKE	1:00.325	1:00.384	0.059
15	10	SHELDON-SHAW	15.606	5	CLARKE	19.451	5	CLARKE	25.306	15	14	VALLELEY	1:00.455	1:00.478	0.023
16	37	DELVES	15.623	26	HARTGROVE	19.574	19	ALDERSON	25.315	16	26	HARTGROVE	1:00.562	1:00.562	0.000
17	14	VALLELEY	15.728	14	VALLELEY	19.583	37	DELVES	25.355	17	19	ALDERSON	1:00.572	1:00.894	0.322
18	12	NAGY	15.731	17	WOOD	19.589	17	WOOD	25.379	18	37	DELVES	1:00.604	1:00.898	0.294
19	6	WHEELER	15.770	37	DELVES	19.626	2	TOMS	25.408	19	2	TOMS	1:00.671	1:00.793	0.122
20	17	WOOD	15.787	6	WHEELER	19.636	26	HARTGROVE	25.515	20	17	WOOD	1:00.755	1:00.879	0.124
21	19	ALDERSON	15.820	47	GOUGH	19.709	7	WRIGHT	25.537	21	6	WHEELER	1:01.130	1:01.130	0.000
22	15	BUTLER	15.867	15	BUTLER	19.727	47	GOUGH	25.616	22	47	GOUGH	1:01.217	1:01.537	0.320
23	27	ASHBY	15.888	2	TOMS	19.731	6	WHEELER	25.724	23	15	BUTLER	1:01.333	1:01.659	0.326
24	47	GOUGH	15.892	27	ASHBY	19.869	15	BUTLER	25.739	24	7	WRIGHT	1:01.439	1:01.637	0.198
25	7	WRIGHT	16.018	7	WRIGHT	19.884	85	MCCORD	25.930	25	27	ASHBY	1:01.749	1:01.890	0.141
26	85	MCCORD	16.073	85	MCCORD	19.918	27	ASHBY	25.992	26	85	MCCORD	1:01.921	1:02.095	0.174
27	69	IRWIN	16.131	4	MOODY	20.083	4	MOODY	26.222	27	4	MOODY	1:02.473	1:02.659	0.186
28	4	MOODY	16.168	69	IRWIN	20.135	69	IRWIN	26.435	28	69	IRWIN	1:02.701	1:04.293	1.592
29										29	44	POTTER		1:01.398	

Weather / Track : Bright / Dry

Results can be found at www.tsl-timing.com

Silverstone National

Circuit Length = 1.6404 miles

Start: 09:00 Flag 09:25 End: 09:26

Printed - 09:31 Friday, 07 September 2018

MCRCB BULLETIN TK004**2018 Bennetts British Superbike Championship - Round 9****2018 Pirelli National Superstock 600 Championship with Black Horse****FREE PRACTICE 1 - BEST SPEEDS**

POS	INTERMEDIATE 1			INTERMEDIATE 2			FINISH LINE		
	NO	NAME	MPH	NO	NAME	MPH	NO	NAME	MPH
1				11	SKINNER	145.2	11	SKINNER	135.8
2				32	PIPER	143.3	99	LUXTON	134.4
3				21	VICKERS	143.0	9	CLIFFORD	134.4
4				5	CLARKE	142.7	21	VICKERS	134.2
5				99	LUXTON	141.8	75	MCGREEVY	134.2
6				8	NEWSTEAD	141.8	55	KEYES	133.9
7				9	CLIFFORD	141.5	58	LEE	133.9
8				19	ALDERSON	141.5	41	WARD	133.3
9				47	GOUGH	141.5	66	FRASER	133.3
10				37	DELVES	141.2	26	HARTGROVE	133.1
11				75	MCGREEVY	140.3	12	NAGY	132.5
12				41	WARD	140.3	32	PIPER	132.3
13				14	VALLELEY	140.3	10	SHELDON-SHAW	132.3
14				58	LEE	140.1	2	TOMS	131.0
15				10	SHELDON-SHAW	140.1	8	NEWSTEAD	130.7
16				17	WOOD	140.1	14	VALLELEY	130.7
17				55	KEYES	139.8	5	CLARKE	130.4
18				66	FRASER	139.5	17	WOOD	130.4
19				7	WRIGHT	139.5	6	WHEELER	130.2
20				27	ASHBY	139.2	7	WRIGHT	130.2
21				12	NAGY	137.7	19	ALDERSON	129.9
22				2	TOMS	136.6	37	DELVES	129.9
23				69	IRWIN	136.3	47	GOUGH	129.7
24				6	WHEELER	136.1	15	BUTLER	129.7
25				85	MCCORD	136.1	27	ASHBY	129.2
26				15	BUTLER	135.0	85	MCCORD	128.4
27				4	MOODY	135.0	69	IRWIN	127.7
28				26	HARTGROVE	133.9	4	MOODY	127.4
29									

Weather / Track : Bright / Dry

Results can be found at www.tsl-timing.comSilverstone National
Circuit Length = 1.6404 miles
Start: 09:00 Flag 09:25 End: 09:26

Printed - 09:31 Friday, 07 September 2018

MCRCB BULLETIN TK005

2018 Bennetts British Superbike Championship - Round 9

2018 Pirelli National Superstock 600 Championship with Black Horse

FREE PRACTICE 1 - FASTEST LAP SEQUENCE

SESS. TIME	NO	NAME	ENTRY	TIME	MPH	LAP
2:04.416	11	Rory SKINNER	Kawasaki - Bennetts Tokheim Kirkcaldy Kawasaki	1:01.644	95.80	2
3:05.894	11	Rory SKINNER	Kawasaki - Bennetts Tokheim Kirkcaldy Kawasaki	1:01.479	96.05	3
4:06.365	11	Rory SKINNER	Kawasaki - Bennetts Tokheim Kirkcaldy Kawasaki	1:00.471	97.66	4
5:06.473	11	Rory SKINNER	Kawasaki - Bennetts Tokheim Kirkcaldy Kawasaki	1:00.107	98.25	5
6:05.986	11	Rory SKINNER	Kawasaki - Bennetts Tokheim Kirkcaldy Kawasaki	59.514	99.23	6
7:05.196	11	Rory SKINNER	Kawasaki - Bennetts Tokheim Kirkcaldy Kawasaki	59.210	99.74	7
9:03.285	11	Rory SKINNER	Kawasaki - Bennetts Tokheim Kirkcaldy Kawasaki	58.857	100.33	9
12:00.050	11	Rory SKINNER	Kawasaki - Bennetts Tokheim Kirkcaldy Kawasaki	58.638	100.71	12

Weather / Track : Bright / Dry

Results can be found at www.tsl-timing.com

Silverstone National
Circuit Length = 1.6404 miles
Start: 09:00 Flag 09:25 End: 09:26

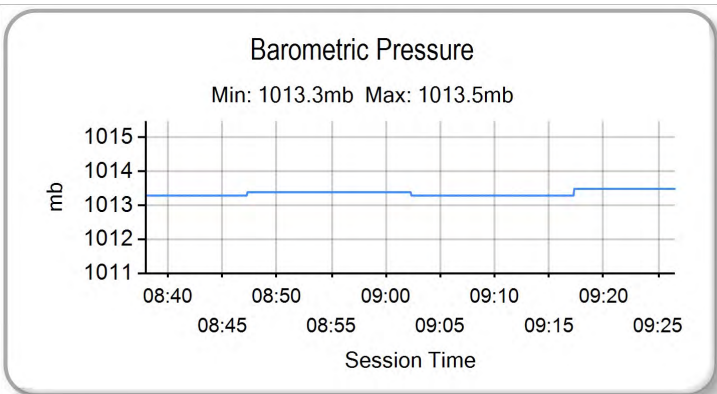
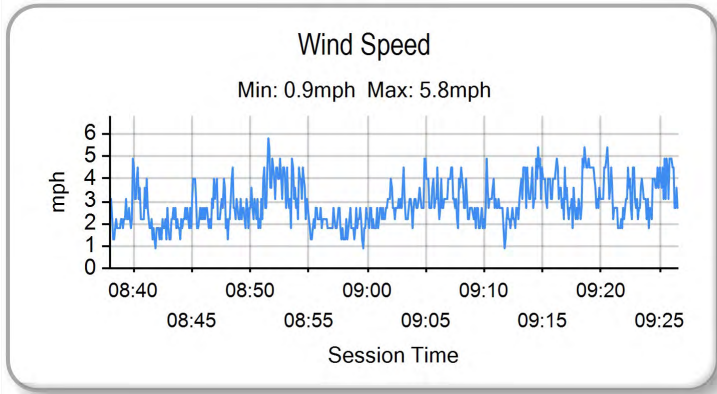
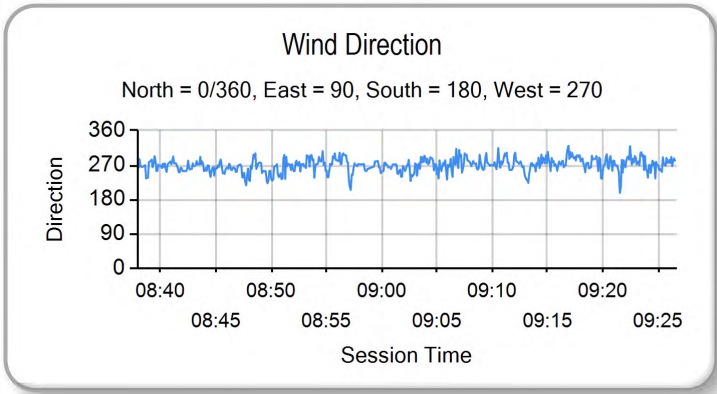
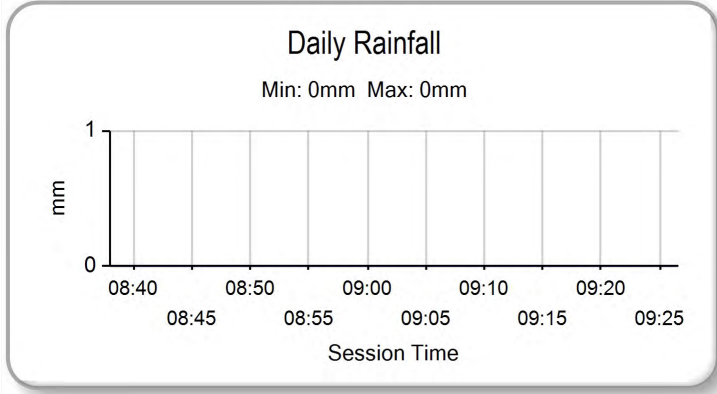
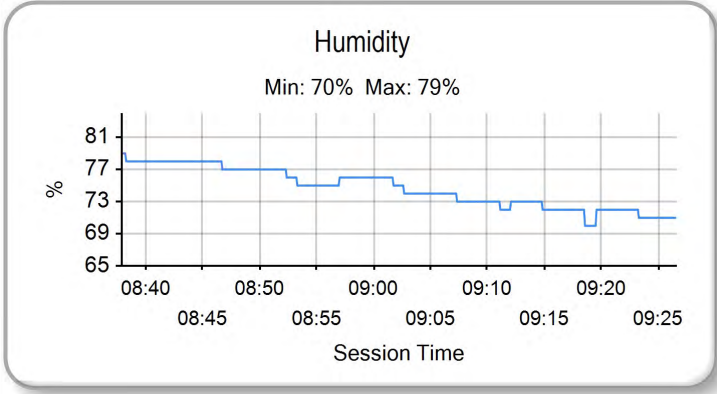
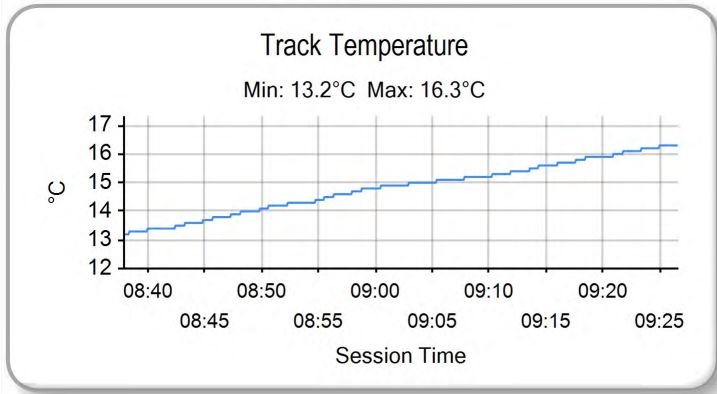
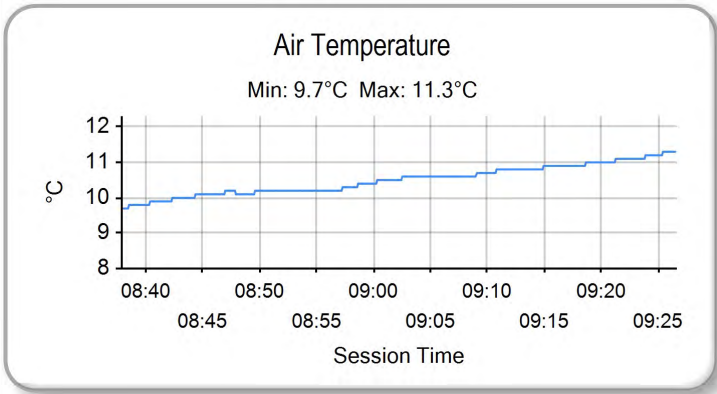
Printed - 09:31 Friday, 07 September 2018

MCRCB BULLETIN TK006

2018 Bennetts British Superbike Championship - Round 9

2018 Pirelli National Superstock 600 Championship with Black Horse

FREE PRACTICE 1 - WEATHER CONDITIONS



Weather / Track : Bright / Dry

Results can be found at www.tsl-timing.com

Silverstone National
Circuit Length = 1.6404 miles
Start: 09:00 Flag 09:25 End: 09:26

Printed - 09:32 Friday, 07 September 2018

FREE PRACTICE 2 - CLASSIFICATION

POS	NO	NAME	ENTRY	TIME	ON	LAPS	GAP	DIFF	MPH
1	21	Ryan VICKERS	Yamaha - Mototechniks Yamaha	58.015	13	22			101.79
2	11	Rory SKINNER	Kawasaki - Bennetts Tokheim Kirkcaldy Kawasaki	58.446	3	22	0.431	0.431	101.04
3	9	Aaron CLIFFORD	Yamaha - Clifford Racing	58.497	10	23	0.482	0.051	100.95
4	41	Milo WARD	Kawasaki - G & S Racing	58.629	16	21	0.614	0.132	100.72
5	99	Ben LUXTON	Kawasaki - G & S Racing	58.684	21	21	0.669	0.055	100.63
6	69	Caolán IRWIN	Yamaha - Irwin Racing	58.880	23	23	0.865	0.196	100.30
7	32	Mark PIPER	Yamaha - Pied Piper Racing	58.881	18	25	0.866	0.001	100.29
8	58	Cameron LEE	Yamaha - Allied Motorsport	58.921	23	23	0.906	0.040	100.23
9	19	James ALDERSON	Triumph - R Alderson & Sons Racing	58.926	15	22	0.911	0.005	100.22
10	10	Joe SHELDON-SHAW	Kawasaki - Via Moto Racing	58.985	19	19	0.970	0.059	100.12
11	8	Grant NEWSTEAD	Yamaha - Morgan Price / Tinklers Racing	58.991	20	20	0.976	0.006	100.11
12	2	TJ TOMS	Kawasaki - Squidge Racing	59.088	17	19	1.073	0.097	99.94
13	7	Aaron WRIGHT	Yamaha - Jezaro.com	59.090	20	20	1.075	0.002	99.94
14	12	James NAGY	Kawasaki - Steelmate Racing	59.171	15	18	1.156	0.081	99.80
15	5	Aaron CLARKE	Yamaha - Draper Racing	59.214	25	26	1.199	0.043	99.73
16	37	Liam DELVES	Yamaha - Team IMR	59.316	18	24	1.301	0.102	99.56
17	17	Josh WOOD	Kawasaki - Wood Racing	59.460	21	21	1.445	0.144	99.32
18	66	Cameron FRASER	Yamaha - Jones Dorling Racing	59.526	21	22	1.511	0.066	99.21
19	55	Kevin KEYES	Kawasaki - Team #109	59.602	7	9	1.587	0.076	99.08
20	26	Adam HARTGROVE	Yamaha - Adam Hartgrove Racing	59.607	18	20	1.592	0.005	99.07
21	14	Louis VALLELEY	Kawasaki - Pharaoh Racing	59.939	18	21	1.924	0.332	98.52
22	6	Conor WHEELER	Yamaha - Conor Wheeler Racing	59.995	10	10	1.980	0.056	98.43
23	27	Jamie ASHBY	Yamaha - JPA Racing / Davison Transport	1:00.205	22	22	2.190	0.210	98.09
24	15	Kurtis BUTLER	Kawasaki - 3vk	1:00.382	7	21	2.367	0.177	97.80
25	47	Angus GOUGH	Yamaha - G Fab Racing	1:00.592	9	19	2.577	0.210	97.46
26	85	Jordan MCCORD	Yamaha - AJM Sales Ltd / Reid Engineering	1:00.620	19	25	2.605	0.028	97.42
27	4	Connor MOODY	Kawasaki - Steelmate Racing	1:01.112	19	19	3.097	0.492	96.63
28	44	Ewan POTTER	Yamaha - Jones Dorling Racing	1:01.176	18	21	3.161	0.064	96.53

QUALIFYING LAPTIME (110.0% of 58.015) = 1:03.816

29	75	Korie MCGREEVY	Triumph - Century Racing						1
----	----	----------------	--------------------------	--	--	--	--	--	---

Weather / Track : Cloudy / Dry

These results are provisional until the conclusion of any judicial and technical matters.

Silverstone National

Circuit Length = 1.6404 miles

Start: 14:00 Flag 14:25 End: 14:26

Race Director :	Stewards :	Timekeeper :
-----------------	------------	--------------

Results can be found at www.britishsuperbike.com

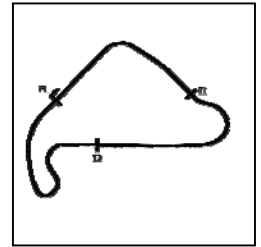
Printed - 14:27 Friday, 07 September 2018

MCRCB BULLETIN TK044

2018 Bennetts British Superbike Championship - Round 9

2018 Pirelli National Superstock 600 Championship with Black Horse

FREE PRACTICE 2 - SECTOR ANALYSIS



SECTOR 1 = FL to I1, SECTOR 2 = I1 to I2, SECTOR 3 = I2 to FL, DIFF = Difference To Personal Best Lap, P = Crossed Finish Line in Pit Lane, D = Time Disallowed

P1 21		Ryan VICKERS				Yamaha - Mototechniks Yamaha			
IDEAL LAP TIME : 57.904		BEST LAP TIME : 58.015		DIFFERENCE : 0.111					
LAP	SECTOR 1	SECTOR 2		SECTOR 3		LAP TIME	MPH	DIFF	TIME OF DAY
1 -		20.000	140.1	24.679	135.0				14:00:59.619
2 -	15.362	19.237	141.2	24.047	136.1	58.646	100.70	0.631	14:01:58.265
3 -	15.187	19.164	141.5	24.197	137.0	58.548	100.86	0.533	14:02:56.813
4 -	15.095	19.145	142.4	24.016	138.7	58.256	101.37	0.241	14:03:55.069
5 -	15.160	18.934	141.5	24.178	137.5	58.272	101.34	0.257	14:04:53.341
6 -	15.162	19.074	140.6	23.963	137.0	58.199	101.47	0.184	14:05:51.540
7 -	15.180	19.386	140.3	IN PIT		1:04.657	P 91.33	6.642	14:06:56.197
8 -	OUTLAP	21.208	126.1	24.786	135.5	3:01.358	32.56	2:03.343	14:09:57.555
9 -	15.351	19.160	141.8	24.130	135.8	58.641	100.70	0.626	14:10:56.196
10 -	15.242	19.114	141.8	24.230	136.4	58.586	100.80	0.571	14:11:54.782
11 -	15.236	19.040	141.5	24.199	136.4	58.475	100.99	0.460	14:12:53.257
12 -	15.189	19.107	141.5	24.182	136.7	58.478	100.98	0.463	14:13:51.735
13 -	15.107	18.954	141.2	23.954	137.2	58.015 (1)	101.79		14:14:49.750
14 -	15.132	19.500	141.2	IN PIT		1:03.835	P 92.51	5.820	14:15:53.585
15 -	OUTLAP	19.387	140.9	24.443	135.8	2:33.795	38.39	1:35.780	14:18:27.380
16 -	15.251	18.882	142.1	24.228	136.4	58.361	101.19	0.346	14:19:25.741
17 -	15.177	19.041	141.8	24.006	137.8	58.224	101.43	0.209	14:20:23.965
18 -	15.104	18.919	144.0	23.996	137.0	58.019	(2) 101.78	0.004	14:21:21.984
19 -	15.244	18.941	142.7	23.965	137.0	58.150	(3) 101.55	0.135	14:22:20.134
20 -	15.157	18.976	141.5	28.381	136.4	1:02.514	94.46	4.499	14:23:22.648
21 -	15.228	19.108	142.4	24.006	137.0	58.342	101.22	0.327	14:24:20.990
22 -	15.143	19.406	141.8	23.927	137.0	58.476	100.99	0.461	14:25:19.466

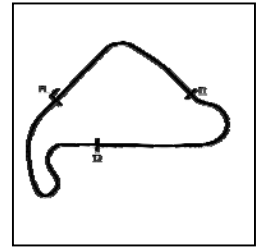
P2 11		Rory SKINNER				Kawasaki - Bennetts Tokheim Kirkcaldy Kawasaki			
IDEAL LAP TIME : 58.191		BEST LAP TIME : 58.446		DIFFERENCE : 0.255					
LAP	SECTOR 1	SECTOR 2		SECTOR 3		LAP TIME	MPH	DIFF	TIME OF DAY
1 -		19.582	143.0	24.588	133.1				14:00:57.526
2 -	15.248	19.549	140.9	24.588	134.4	59.385	99.44	0.939	14:01:56.911
3 -	15.246	18.996	142.1	24.204	135.3	58.446 (1)	101.04		14:02:55.357
4 -	15.131	19.120	142.7	24.215	135.5	58.466	(2) 101.01	0.020	14:03:53.823
5 -	15.181	19.115	141.8	24.216	136.4	58.512	(3) 100.93	0.066	14:04:52.335
6 -	15.125	19.383	140.9	24.070	136.1	58.578	100.81	0.132	14:05:50.913
7 -	15.284	21.102	141.8	25.502	130.2	1:01.888	95.42	3.442	14:06:52.801
8 -	15.421	19.104	140.9	24.136	136.4	58.661	100.67	0.215	14:07:51.462
9 -	15.155	19.200	140.3	24.430	131.7	58.785	100.46	0.339	14:08:50.247
10 -	15.303	19.174	138.0	IN PIT		1:05.037	P 90.80	6.591	14:09:55.284
11 -	OUTLAP	20.054	133.9	24.576	131.7	1:19.410	74.36	20.964	14:11:14.694
12 -	15.465	19.263	137.5	24.344	134.2	59.072	99.97	0.626	14:12:13.766
13 -	15.277	19.279	139.5	IN PIT		1:03.680	P 92.73	5.234	14:13:17.446
14 -	OUTLAP	19.875	139.2	24.524	133.1	4:08.754	23.74	3:10.308	14:17:26.200
15 -	15.337	19.352	140.1	24.204	134.7	58.893	100.27	0.447	14:18:25.093
16 -	15.232	19.250	139.5	24.072	134.4	58.554	100.85	0.108	14:19:23.647
17 -	15.224	19.182	138.3	24.319	133.6	58.725	100.56	0.279	14:20:22.372
18 -	15.321	19.268	138.9	24.216	134.7	58.805	100.42	0.359	14:21:21.177
19 -	17.458	19.746	139.5	24.387	134.2	1:01.591	95.88	3.145	14:22:22.768
20 -	15.336	19.307	137.7	24.265	134.2	58.908	100.25	0.462	14:23:21.676
21 -	15.322	19.226	137.7	24.360	132.8	58.908	100.25	0.462	14:24:20.584
22 -	15.441	19.750	134.2	24.386	134.2	59.577	99.12	1.131	14:25:20.161

P3 9		Aaron CLIFFORD				Yamaha - Clifford Racing			
IDEAL LAP TIME : 58.377		BEST LAP TIME : 58.497		DIFFERENCE : 0.120					
LAP	SECTOR 1	SECTOR 2		SECTOR 3		LAP TIME	MPH	DIFF	TIME OF DAY
1 -		19.537	141.5	24.445	135.8				14:00:57.989
2 -	15.466	19.225	142.1	24.376	136.4	59.067	99.98	0.570	14:01:57.056
3 -	15.438	19.233	141.8	24.324	136.1	58.995	100.10	0.498	14:02:56.051
4 -	15.359	19.228	137.2	24.244	136.7	58.831	100.38	0.334	14:03:54.882
5 -	15.354	19.141	139.5	24.365	137.8	58.860	100.33	0.363	14:04:53.742
6 -	15.391	19.098	142.4	24.314	136.1	58.803	100.43	0.306	14:05:52.545

Weather / Track : Cloudy / Dry

Silverstone National
Circuit Length = 1.6404 miles
Start: 14:00 Flag 14:25 End: 14:26

FREE PRACTICE 2 - SECTOR ANALYSIS



SECTOR 1 = FL to I1, SECTOR 2 = I1 to I2, SECTOR 3 = I2 to FL, DIFF = Difference To Personal Best Lap, P = Crossed Finish Line in Pit Lane, D = Time Disallowed

7 -	15.420	19.242	141.5	24.391	135.0	59.053	100.00	0.556	14:06:51.598
8 -	15.483	19.185	139.8	24.451	135.0	59.119	99.89	0.622	14:07:50.717
9 -	15.500	19.456	141.2	24.665	133.1	59.621	99.05	1.124	14:08:50.338
10 -	15.350	19.083	143.0	24.064	136.1	58.497 (1)	100.95		14:09:48.835
11 -	15.339	18.974	144.0	24.236	135.0	58.549 (2)	100.86	0.052	14:10:47.384
12 -	15.657	20.710	125.9	IN PIT		1:13.758 P	80.06	15.261	14:12:01.142
13 -	OUTLAP	19.969	140.6	25.051	135.0	3:59.270	24.68	3:00.773	14:16:00.412
14 -	15.676	19.195	141.5	24.388	135.0	59.259	99.65	0.762	14:16:59.671
15 -	15.446	19.302	140.9	24.330	135.0	59.078	99.96	0.581	14:17:58.749
16 -	15.447	19.233	141.5	24.399	134.7	59.079	99.96	0.582	14:18:57.828
17 -	15.474	19.262	140.9	24.413	134.4	59.149	99.84	0.652	14:19:56.977
18 -	15.507	19.231	140.6	24.405	135.3	59.143	99.85	0.646	14:20:56.120
19 -	15.382	19.209	141.8	24.282	135.5	58.873	100.31	0.376	14:21:54.993
20 -	15.398	19.169	142.4	24.250	135.0	58.817	100.40	0.320	14:22:53.810
21 -	15.340	19.080	141.2	24.460	134.7	58.880	100.30	0.383	14:23:52.690
22 -	15.486	19.051	141.8	24.211	135.3	58.748	100.52	0.251	14:24:51.438
23 -	15.360	19.246	141.2	24.131	136.4	58.737 (3)	100.54	0.240	14:25:50.175

P4 41

Milo WARD

Kawasaki - G & S Racing

IDEAL LAP TIME : 58.462

BEST LAP TIME : 58.629

DIFFERENCE : 0.167

LAP	SECTOR 1	SECTOR 2	SECTOR 3	LAP TIME	MPH	DIFF	TIME OF DAY		
1 -	OUTLAP	20.283	137.7	25.283	133.3		14:01:35.851		
2 -	15.845	19.545	137.5	24.808	134.2	1:00.198	98.10	1.569	14:02:36.049
3 -	15.272	19.503	138.3	24.594	135.8	59.369	99.47	0.740	14:03:35.418
4 -	15.287	19.532	138.0	25.430	133.3	1:00.249	98.02	1.620	14:04:35.667
5 -	15.245	19.384	136.9	24.589	135.3	59.218	99.72	0.589	14:05:34.885
6 -	15.174	19.164	139.2	24.544	134.7	58.882	100.29	0.253	14:06:33.767
7 -	17.614	19.958	130.5	IN PIT		1:13.637 P	80.19	15.008	14:07:47.404
8 -	OUTLAP	19.866	136.9	24.774	133.6	3:26.481	28.60	2:27.852	14:11:13.885
9 -	15.335	19.416	137.7	24.658	134.2	59.409	99.40	0.780	14:12:13.294
10 -	15.322	19.248	138.0	24.987	133.1	59.557	99.15	0.928	14:13:12.851
11 -	15.208	19.167	137.5	24.475	134.4	58.850	100.35	0.221	14:14:11.701
12 -	15.326	19.284	138.0	24.361	135.0	58.971	100.14	0.342	14:15:10.672
13 -	15.253	19.306	138.3	24.373	135.8	58.932	100.21	0.303	14:16:09.604
14 -	16.406	22.720	130.5	IN PIT		1:11.157 P	82.99	12.528	14:17:20.761
15 -	OUTLAP	20.224	138.6	24.297	133.6	2:03.911	47.66	1:05.282	14:19:24.672
16 -	15.186	19.264	138.6	24.179	133.9	58.629 (1)	100.72		14:20:23.301
17 -	15.206	19.184	139.2	24.531	135.8	58.921	100.23	0.292	14:21:22.222
18 -	15.244	19.153	140.6	24.291	135.3	58.688 (2)	100.62	0.059	14:22:20.910
19 -	15.200	19.148	138.9	24.401	134.2	58.749	100.52	0.120	14:23:19.659
20 -	15.313	19.285	137.5	24.220	134.7	58.818	100.40	0.189	14:24:18.477
21 -	15.352	19.109	138.3	24.230	134.4	58.691 (3)	100.62	0.062	14:25:17.168

P5 99

Ben LUXTON

Kawasaki - G & S Racing

IDEAL LAP TIME : 58.664

BEST LAP TIME : 58.684

DIFFERENCE : 0.020

LAP	SECTOR 1	SECTOR 2	SECTOR 3	LAP TIME	MPH	DIFF	TIME OF DAY		
1 -	OUTLAP	20.680	132.8	25.360	131.0		14:01:35.678		
2 -	16.024	19.747	134.7	25.019	133.1	1:00.790	97.14	2.106	14:02:36.468
3 -	15.450	19.439	140.3	24.768	133.1	59.657	98.99	0.973	14:03:36.125
4 -	15.648	19.390	139.5	24.628	133.9	59.666	98.97	0.982	14:04:35.791
5 -	15.515	19.413	135.0	25.071	134.4	59.999	98.42	1.315	14:05:35.790
6 -	15.396	19.387	139.2	24.938	133.6	59.721	98.88	1.037	14:06:35.511
7 -	15.521	19.330	140.9	24.499	132.5	59.350	99.50	0.666	14:07:34.861
8 -	15.576	19.275	139.8	24.521	133.6	59.372	99.46	0.688	14:08:34.233
9 -	15.394	19.416	139.2	24.433	133.9	59.243	99.68	0.559	14:09:33.476
10 -	15.508	19.304	140.6	24.375	133.6	59.187 (3)	99.77	0.503	14:10:32.663
11 -	16.597	21.682	104.6	27.006	133.3	1:05.285	90.45	6.601	14:11:37.948
12 -	15.652	19.444	140.1	24.378	134.7	59.474	99.29	0.790	14:12:37.422
13 -	15.701	19.976	135.8	IN PIT		1:07.034 P	88.09	8.350	14:13:44.456
14 -	OUTLAP	22.609	92.0	29.501	132.8	5:08.484	19.14	4:09.800	14:18:52.940
15 -	15.583	19.312	140.3	24.429	133.3	59.324	99.54	0.640	14:19:52.264
16 -	15.427	19.308	139.8	30.955	133.6	1:05.690	89.90	7.006	14:20:57.954
17 -	15.418	19.204	140.3	24.854	133.9	59.476	99.29	0.792	14:21:57.430

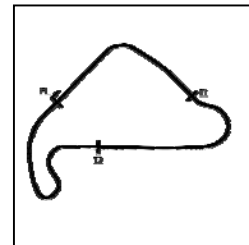
Silverstone National

Circuit Length = 1.6404 miles

Start: 14:00 Flag 14:25 End: 14:26

Weather / Track : Cloudy / Dry

FREE PRACTICE 2 - SECTOR ANALYSIS



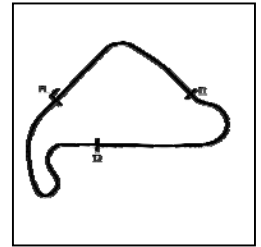
SECTOR 1 = FL to I1, SECTOR 2 = I1 to I2, SECTOR 3 = I2 to FL, DIFF = Difference To Personal Best Lap, P = Crossed Finish Line in Pit Lane, D = Time Disallowed

18 -	15.378	19.145	140.9	27.001	132.5	1:01.524	95.98	2.840	14:22:58.954
19 -	15.477	19.288	137.7	24.480	133.6	59.245	99.68	0.561	14:23:58.199
20 -	15.456	19.216	140.3	24.259	135.0	58.931 (2)	100.21	0.247	14:24:57.130
21 -	15.349	19.056	139.8	24.279	133.6	58.684 (1)	100.63		14:25:55.814

P6 69		Caolán IRWIN		Yamaha - Irwin Racing					
IDEAL LAP TIME : 58.757		BEST LAP TIME : 58.880		DIFFERENCE : 0.123					
LAP	SECTOR 1	SECTOR 2	SECTOR 3	LAP TIME	MPH	DIFF	TIME OF DAY		
1 -		20.739	131.5	26.555	133.1		14:01:03.538		
2 -	15.812	19.575	128.8	25.167	133.3	1:00.554	14:02:04.092		
3 -	15.452	19.482	138.3	24.671	137.0	59.605	14:03:03.697		
4 -	15.497	19.337	142.1	24.926	131.7	59.760	14:04:03.457		
5 -	18.369	19.553	142.1	24.708	132.8	1:02.630	14:05:06.087		
6 -	15.328	19.291	140.1	24.936	133.3	59.555	14:06:05.642		
7 -	16.057	21.260	138.0	24.666	135.5	1:01.983	14:07:07.625		
8 -	15.435	19.147	141.5	24.593	133.9	59.175	14:08:06.800		
9 -	17.477	27.317	121.7	25.413	131.7	1:10.207	14:09:17.007		
10 -	15.528	19.516	140.3	24.598	131.7	59.642	14:10:16.649		
11 -	16.172	19.379	140.6	24.491	133.1	1:00.042	14:11:16.691		
12 -	15.588	19.197	140.3	24.427	131.2	59.212	14:12:15.903		
13 -	15.605	27.805	116.3	IN PIT		1:21.397 P	14:13:37.300		
14 -	OUTLAP	22.802	131.5	26.037	132.5	2:04.927	14:15:42.227		
15 -	15.527	20.069	139.8	25.120	134.2	1:00.716	14:16:42.943		
16 -	15.393	19.257	139.2	24.498	134.4	59.148	14:17:42.091		
17 -	37.024	22.075	138.0	24.815	133.6	1:23.914	14:19:06.005		
18 -	15.502	19.216	141.2	24.399	134.2	59.117	14:20:05.122		
19 -	22.156	22.533	137.2	24.744	133.6	1:09.433	14:21:14.555		
20 -	15.501	19.436	142.4	24.519	135.3	59.456	14:22:14.011		
21 -	15.322	19.193	143.3	24.536	134.4	59.051 (2)	14:23:13.062		
22 -	15.467	19.224	141.2	24.421	133.6	59.112 (3)	14:24:12.174		
23 -	15.445	19.114	141.2	24.321	134.4	58.880 (1)	14:25:11.054		

P7 32		Mark PIPER		Yamaha - Pied Piper Racing					
IDEAL LAP TIME : 58.711		BEST LAP TIME : 58.881		DIFFERENCE : 0.170					
LAP	SECTOR 1	SECTOR 2	SECTOR 3	LAP TIME	MPH	DIFF	TIME OF DAY		
1 -		20.894	136.9	25.536	126.4		14:01:02.064		
2 -	15.974	19.606	136.3	25.545	129.7	1:01.125	14:02:03.189		
3 -	15.870	20.410	123.1	25.724	131.7	1:02.004	14:03:05.193		
4 -	15.576	19.440	140.9	25.868	131.5	1:00.884	14:04:06.077		
5 -	15.529	19.348	140.1	24.628	135.8	59.505	14:05:05.582		
6 -	15.520	19.506	140.9	24.959	132.3	59.985	14:06:05.567		
7 -	15.814	19.829	142.7	24.543	132.0	1:00.186	14:07:05.753		
8 -	15.844	19.360	137.7	24.683	132.3	59.887	14:08:05.640		
9 -	15.531	19.499	138.9	24.582	133.1	59.612	14:09:05.252		
10 -	15.670	19.358	139.8	25.115	131.7	1:00.143	14:10:05.395		
11 -	15.504	19.519	139.5	24.399	133.9	59.422	14:11:04.817		
12 -	15.823	19.374	139.5	24.639	131.7	59.836	14:12:04.653		
13 -	15.576	19.525	139.8	24.609	131.7	59.710	14:13:04.363		
14 -	15.886	19.444	141.5	25.216	131.2	1:00.546	14:14:04.909		
15 -	16.047	19.592	142.7	25.034	129.2	1:00.673	14:15:05.582		
16 -	16.018	19.907	140.1	25.189	131.2	1:01.114	14:16:06.696		
17 -	15.749	19.507	139.2	24.406	133.3	59.662	14:17:06.358		
18 -	15.382	19.318	138.9	24.181	132.5	58.881 (1)	14:18:05.239		
19 -	15.543	19.628	139.2	24.269	131.5	59.440	14:19:04.679		
20 -	15.618	19.379	139.5	24.503	133.3	59.500	14:20:04.179		
21 -	15.507	19.342	140.3	24.652	130.4	59.501	14:21:03.680		
22 -	15.468	19.373	143.3	24.517	134.2	59.358	14:22:03.038		
23 -	15.564	19.334	143.0	24.878	129.9	59.776	14:23:02.814		
24 -	15.518	19.498	141.5	24.341	133.9	59.357 (3)	14:24:02.171		
25 -	15.495	19.148	143.0	24.632	130.7	59.275 (2)	14:25:01.446		

FREE PRACTICE 2 - SECTOR ANALYSIS



SECTOR 1 = FL to I1, SECTOR 2 = I1 to I2, SECTOR 3 = I2 to FL, DIFF = Difference To Personal Best Lap, P = Crossed Finish Line in Pit Lane, D = Time Disallowed

P8 58		Cameron LEE		Yamaha - Allied Motorsport			
IDEAL LAP TIME : 58.733		BEST LAP TIME : 58.921		DIFFERENCE : 0.188			
LAP	SECTOR 1	SECTOR 2	SECTOR 3	LAP TIME	MPH	DIFF	TIME OF DAY
1 -		21.539	115.9	26.006	132.5		14:01:02.807
2 -	15.826	19.693	131.0	25.087	132.8	1:00.606	14:02:03.413
3 -	18.159	20.445	135.0	IN PIT		1:12.363 P	14:03:15.776
4 -	OUTLAP	19.597	138.6	24.884	134.7	1:22.247	14:04:38.023
5 -	15.386	19.275	141.5	24.766	135.5	59.427	14:05:37.450
6 -	15.432	19.119	137.2	24.707	135.8	59.258	14:06:36.708
7 -	15.538	19.415	139.8	24.719	135.3	59.672	14:07:36.380
8 -	15.407	19.119	139.2	25.014	136.7	59.540	14:08:35.920
9 -	15.470	19.136	142.1	24.739	135.8	59.345	14:09:35.265
10 -	15.339	19.368	139.5	IN PIT		1:06.562 P	14:10:41.827
11 -	OUTLAP	20.053	133.1	25.061	133.9	3:12.467	14:13:54.294
12 -	15.386	19.341	139.2	24.878	134.7	59.605	14:14:53.899
13 -	15.313	19.235	141.2	24.680	134.7	59.228	14:15:53.127
14 -	15.725	19.249	141.5	24.694	134.2	59.668	14:16:52.795
15 -	15.575	19.175	140.6	24.961	135.3	59.711	14:17:52.506
16 -	15.351	19.241	141.5	24.524	135.0	59.116	14:18:51.622
17 -	15.321	19.209	141.2	24.775	135.0	59.305	14:19:50.927
18 -	15.512	19.239	141.5	24.587	135.5	59.338	14:20:50.265
19 -	15.394	19.073	141.5	24.606	135.3	59.073 (2)	14:21:49.338
20 -	15.319	19.202	140.1	24.578	135.0	59.099 (3)	14:22:48.437
21 -	15.181	19.585	141.5	24.609	135.0	59.375	14:23:47.812
22 -	15.417	19.143	142.1	24.620	135.8	59.180	14:24:46.992
23 -	15.199	19.243	141.5	24.479	135.8	58.921 (1)	14:25:45.913

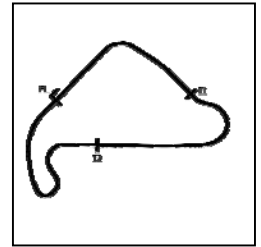
P9 19		James ALDERSON		Triumph - R Alderson & Sons Racing			
IDEAL LAP TIME : 58.586		BEST LAP TIME : 58.926		DIFFERENCE : 0.340			
LAP	SECTOR 1	SECTOR 2	SECTOR 3	LAP TIME	MPH	DIFF	TIME OF DAY
1 -	OUTLAP	21.493	133.9	26.707	129.2		14:01:08.815
2 -	16.020	19.897	134.7	26.756	128.4	1:02.673	14:02:11.488
3 -	15.880	19.396	140.3	24.703	132.5	59.979	14:03:11.467
4 -	15.447	19.334	140.6	24.460	133.6	59.241	14:04:10.708
5 -	15.238	19.349	136.6	24.940	132.3	59.527	14:05:10.235
6 -	15.565	19.551	140.1	24.535	132.3	59.651	14:06:09.886
7 -	15.336	19.474	139.2	24.629	132.5	59.439	14:07:09.325
8 -	15.462	19.230	139.2	24.386	132.8	59.078	14:08:08.403
9 -	15.458	19.437	139.8	24.396	132.3	59.291	14:09:07.694
10 -	15.397	19.112	141.2	24.481	132.8	58.990 (2)	14:10:06.684
11 -	15.737	19.099	139.8	24.269	134.2	59.105	14:11:05.789
12 -	15.427	19.441	138.6	IN PIT		1:11.848 P	14:12:17.637
13 -	OUTLAP	21.547	136.1	25.181	131.5	4:26.525	14:16:44.162
14 -	15.410	19.530	140.6	24.974	134.2	59.914	14:17:44.076
15 -	15.399	19.278	140.6	24.249	134.2	58.926 (1)	14:18:43.002
16 -	15.354	19.211	144.9	25.129	128.4	59.694	14:19:42.696
17 -	15.633	19.253	139.5	24.280	133.6	59.166	14:20:41.862
18 -	15.303	19.242	140.6	25.311	133.1	59.856	14:21:41.718
19 -	15.528	19.399	140.1	24.352	132.5	59.279	14:22:40.997
20 -	15.430	19.396	138.9	24.289	132.0	59.115	14:23:40.112
21 -	15.462	19.291	140.6	24.308	134.2	59.061 (3)	14:24:39.173
22 -	15.557	19.401	138.0	25.230	130.7	1:00.188	14:25:39.361

P10 10		Joe SHELDON-SHAW		Kawasaki - Via Moto Racing			
IDEAL LAP TIME : 58.985		BEST LAP TIME : 58.985		DIFFERENCE : 0.000			
LAP	SECTOR 1	SECTOR 2	SECTOR 3	LAP TIME	MPH	DIFF	TIME OF DAY
1 -	OUTLAP	20.267	136.9	25.203	131.5		14:01:34.069
2 -	15.729	19.721	138.9	24.897	133.3	1:00.347	14:02:34.416
3 -	15.416	19.473	139.2	25.311	135.8	1:00.200	14:03:34.616
4 -	15.708	19.390	138.9	24.725	132.5	59.823	14:04:34.439
5 -	15.395	19.523	137.7	24.772	133.6	59.690	14:05:34.129

Weather / Track : Cloudy / Dry

Silverstone National
Circuit Length = 1.6404 miles
Start: 14:00 Flag 14:25 End: 14:26

FREE PRACTICE 2 - SECTOR ANALYSIS



SECTOR 1 = FL to I1, SECTOR 2 = I1 to I2, SECTOR 3 = I2 to FL, DIFF = Difference To Personal Best Lap, P = Crossed Finish Line in Pit Lane, D = Time Disallowed

6 -	15.399	19.649	139.5	25.008	135.0	1:00.056	98.33	1.071	14:06:34.185
7 -	15.523	19.419	139.2	24.672	133.3	59.614	99.06	0.629	14:07:33.799
8 -	15.370	19.353	139.2	24.826	133.3	59.549	99.17	0.564	14:08:33.348
9 -	15.432	20.517	139.5	IN PIT		1:06.405	P 88.93	7.420	14:09:39.753
10 -	OUTLAP	21.138	138.6	25.113	132.8	4:34.586	21.50	3:35.601	14:14:14.339
11 -	15.532	19.233	139.2	24.639	133.6	59.404	99.41	0.419	14:15:13.743
12 -	15.493	19.280	138.9	24.661	134.2	59.434	99.36	0.449	14:16:13.177
13 -	15.346	19.295	139.8	24.798	133.3	59.439	99.35	0.454	14:17:12.616
14 -	15.420	19.278	139.8	24.663	134.4	59.361	(3) 99.48	0.376	14:18:11.977
15 -	15.493	19.307	140.6	24.969	133.9	59.769	98.80	0.784	14:19:11.746
16 -	15.485	19.470	137.5	IN PIT		1:03.672	P 92.75	4.687	14:20:15.418
17 -	OUTLAP	21.979	138.9	24.698	133.6	3:39.277	26.93	2:40.292	14:23:54.695
18 -	15.538	19.092	140.6	24.560	133.9	59.190	(2) 99.77	0.205	14:24:53.885
19 -	15.338	19.089	139.8	24.558	135.0	58.985	(1) 100.12		14:25:52.870

P11	8	Grant NEWSTEAD	Yamaha - Morgan Price / Tinklers Racing						
IDEAL LAP TIME : 58.991		BEST LAP TIME : 58.991		DIFFERENCE : 0.000					
LAP	SECTOR 1	SECTOR 2	SECTOR 3	LAP TIME	MPH	DIFF	TIME OF DAY		
1 -	OUTLAP	21.499	135.8	25.984	128.9		14:01:27.547		
2 -	15.955	19.647	138.9	25.265	131.5	1:00.867	97.02	1.876	14:02:28.414
3 -	15.678	19.433	139.8	25.126	129.9	1:00.237	98.04	1.246	14:03:28.651
4 -	15.711	19.308	141.2	25.041	132.3	1:00.060	98.32	1.069	14:04:28.711
5 -	15.640	19.188	138.9	25.543	133.1	1:00.371	97.82	1.380	14:05:29.082
6 -	15.435	19.477	138.0	25.215	132.3	1:00.127	98.21	1.136	14:06:29.209
7 -	15.467	19.545	140.6	24.997	130.2	1:00.009	98.41	1.018	14:07:29.218
8 -	15.741	19.263	140.9	24.918	129.9	59.922	98.55	0.931	14:08:29.140
9 -	15.546	19.258	140.1	24.819	132.0	59.623	99.05	0.632	14:09:28.763
10 -	15.485	19.069	136.3	IN PIT		1:14.959	P 78.78	15.968	14:10:43.722
11 -	OUTLAP	19.994	134.2	25.691	132.3	5:32.150	17.78	4:33.159	14:16:15.872
12 -	15.596	19.235	139.2	24.998	132.0	59.829	98.70	0.838	14:17:15.701
13 -	15.539	19.068	141.2	24.935	133.1	59.542	99.18	0.551	14:18:15.243
14 -	15.440	19.357	139.2	24.856	134.4	59.653	99.00	0.662	14:19:14.896
15 -	15.592	19.488	140.1	24.697	131.7	59.777	98.79	0.786	14:20:14.673
16 -	15.454	19.227	140.6	24.612	129.7	59.293	99.60	0.302	14:21:13.966
17 -	15.568	19.153	140.9	24.593	134.2	59.314	99.56	0.323	14:22:13.280
18 -	15.411	19.232	140.6	24.561	132.8	59.204	(3) 99.75	0.213	14:23:12.484
19 -	15.411	19.149	140.9	24.594	132.8	59.154	(2) 99.83	0.163	14:24:11.638
20 -	15.398	19.033	141.2	24.560	132.0	58.991	(1) 100.11		14:25:10.629

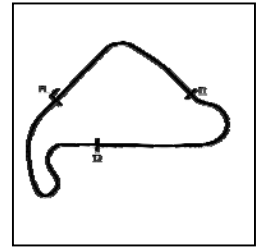
P12	2	TJ TOMS	Kawasaki - Squidge Racing						
IDEAL LAP TIME : 58.909		BEST LAP TIME : 59.088		DIFFERENCE : 0.179					
LAP	SECTOR 1	SECTOR 2	SECTOR 3	LAP TIME	MPH	DIFF	TIME OF DAY		
1 -	OUTLAP	20.941	121.3	IN PIT			P	14:01:17.898	
2 -	OUTLAP	20.542	133.1	25.575	135.5	5:06.227	19.28	4:07.139	14:06:24.125
3 -	15.905	20.154	136.3	25.044	133.6	1:01.103	96.65	2.015	14:07:25.228
4 -	15.761	19.547	137.7	25.261	131.5	1:00.569	97.50	1.481	14:08:25.797
5 -	15.729	20.081	135.8	25.633	134.2	1:01.443	96.11	2.355	14:09:27.240
6 -	15.959	19.659	141.8	24.670	134.4	1:00.288	97.95	1.200	14:10:27.528
7 -	15.508	19.434	139.5	24.444	134.7	59.386	99.44	0.298	14:11:26.914
8 -	15.432	19.688	139.2	24.680	133.9	59.800	98.75	0.712	14:12:26.714
9 -	15.814	19.677	139.5	IN PIT		1:05.323	P 90.40	6.235	14:13:32.037
10 -	OUTLAP	21.015	134.2	25.097	132.5	3:09.848	31.10	2:10.760	14:16:41.885
11 -	15.519	19.547	138.9	24.691	133.9	59.757	98.82	0.669	14:17:41.642
12 -	15.371	19.331	138.9	25.347	132.3	1:00.049	98.34	0.961	14:18:41.691
13 -	15.396	19.421	141.2	24.387	133.3	59.204	99.75	0.116	14:19:40.895
14 -	15.623	19.362	141.2	24.619	133.9	59.604	99.08	0.516	14:20:40.499
15 -	15.429	19.656	141.5	24.681	133.9	59.766	98.81	0.678	14:21:40.265
16 -	15.350	19.301	141.5	24.446	133.3	59.097	(2) 99.93	0.009	14:22:39.362
17 -	15.412	19.418	141.2	24.258	135.3	59.088	(1) 99.94		14:23:38.450
18 -	15.562	19.415	141.2	24.558	133.3	59.535	99.19	0.447	14:24:37.985
19 -	15.431	19.357	140.3	24.397	133.6	59.185	(3) 99.78	0.097	14:25:37.170

MCRCB BULLETIN TK044

2018 Bennetts British Superbike Championship - Round 9

2018 Pirelli National Superstock 600 Championship with Black Horse

FREE PRACTICE 2 - SECTOR ANALYSIS



SECTOR 1 = FL to I1, SECTOR 2 = I1 to I2, SECTOR 3 = I2 to FL, DIFF = Difference To Personal Best Lap, P = Crossed Finish Line in Pit Lane, D = Time Disallowed

P13 7		Aaron WRIGHT				Yamaha - Jezaro.com		
IDEAL LAP TIME : 59.034		BEST LAP TIME : 59.090		DIFFERENCE : 0.056				
LAP	SECTOR 1	SECTOR 2	SECTOR 3	LAP TIME	MPH	DIFF	TIME OF DAY	
1 -		21.170	136.9	25.464	128.9		14:01:01.145	
2 -	16.415	20.004	140.6	25.412	131.7	1:01.831	14:02:02.976	
3 -	15.961	19.839	141.5	24.744	133.3	1:00.544	14:03:03.520	
4 -	15.570	19.427	140.6	24.872	129.2	59.869	14:04:03.389	
5 -	15.838	19.740	139.5	24.719	132.5	1:00.297	14:05:03.686	
6 -	29.668	38.618	75.1	25.922	133.9	1:34.208	14:06:37.894	
7 -	15.552	19.513	142.1	24.951	129.4	1:00.016	14:07:37.910	
8 -	16.123	19.392	140.9	24.514	130.4	1:00.029	14:08:37.939	
9 -	15.766	19.468	140.6	24.513	132.5	59.747	14:09:37.686	
10 -	15.632	19.281	141.8	IN PIT		1:06.898 P	14:10:44.584	
11 -	OUTLAP	21.529	134.4	25.894	130.2	5:24.600	4:25.510 14:16:09.184	
12 -	15.937	20.188	102.6	32.781	127.4	1:08.906	9.816 14:17:18.090	
13 -	15.736	19.530	140.9	24.563	132.8	59.829	0.739 14:18:17.919	
14 -	15.661	19.426	141.8	24.617	132.5	59.704	0.614 14:19:17.623	
15 -	15.846	19.375	140.9	24.394	130.4	59.615	0.525 14:20:17.238	
16 -	15.794	19.770	138.3	24.946	130.7	1:00.510	1.420 14:21:17.748	
17 -	15.855	19.242	141.8	24.282	133.9	59.379 (2)	0.289 14:22:17.127	
18 -	15.588	19.299	141.2	24.619	130.2	59.506 (3)	0.416 14:23:16.633	
19 -	15.830	19.456	141.5	24.493	129.7	59.779	0.689 14:24:16.412	
20 -	15.608	19.203	141.5	24.279	133.3	59.090 (1)	99.94 14:25:15.502	

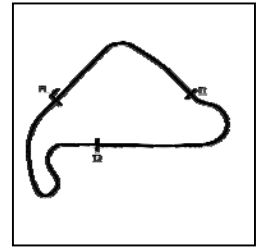
P14 12		James NAGY				Kawasaki - Steelmate Racing		
IDEAL LAP TIME : 59.063		BEST LAP TIME : 59.171		DIFFERENCE : 0.108				
LAP	SECTOR 1	SECTOR 2	SECTOR 3	LAP TIME	MPH	DIFF	TIME OF DAY	
1 -	OUTLAP	20.199	132.6	26.159	129.7		14:04:24.947	
2 -	15.939	19.965	136.6	25.474	131.7	1:01.378	2.207 14:05:26.325	
3 -	15.634	19.479	136.9	25.323	133.3	1:00.436	1.265 14:06:26.761	
4 -	15.629	19.306	137.5	24.888	132.5	59.823	0.652 14:07:26.584	
5 -	15.645	19.316	139.8	24.956	133.1	59.917	0.746 14:08:26.501	
6 -	15.560	19.599	136.9	25.776	133.1	1:00.935	1.764 14:09:27.436	
7 -	15.615	19.377	140.9	25.407	133.3	1:00.399	1.228 14:10:27.835	
8 -	15.588	19.344	131.5	24.954	133.1	59.886	0.715 14:11:27.721	
9 -	15.621	19.904	133.9	25.203	133.9	1:00.728	1.557 14:12:28.449	
10 -	16.029	19.659	136.6	IN PIT		1:11.673 P	12.502 14:13:40.122	
11 -	OUTLAP	19.649	130.3	25.374	134.4	2:36.978	37.62 1:37.807 14:16:17.100	
12 -	15.559	19.389	138.9	24.696	133.1	59.644 (3)	0.473 14:17:16.744	
13 -	15.513	19.301	140.1	25.089	132.8	59.903	0.732 14:18:16.647	
14 -	15.571	19.125	139.5	24.749	133.9	59.445 (2)	0.274 14:19:16.092	
15 -	15.407	19.233	137.7	24.531	133.9	59.171 (1)	99.80 14:20:15.263	
16 -	15.596	19.660	137.2	24.844	135.0	1:00.100	0.929 14:21:15.363	
17 -	15.508	19.459	136.9	IN PIT		1:08.108 P	8.937 14:22:23.471	
18 -	OUTLAP	19.415	140.6	IN PIT		2:49.901 P	34.75 1:50.730 14:25:13.372	

P15 5		Aaron CLARKE				Yamaha - Draper Racing		
IDEAL LAP TIME : 59.175		BEST LAP TIME : 59.214		DIFFERENCE : 0.039				
LAP	SECTOR 1	SECTOR 2	SECTOR 3	LAP TIME	MPH	DIFF	TIME OF DAY	
1 -		20.384	136.9	25.441	132.3		14:01:01.645	
2 -	16.009	19.866	140.1	25.213	131.7	1:01.088	1.874 14:02:02.733	
3 -	15.817	19.828	140.3	24.971	131.2	1:00.616	1.402 14:03:03.349	
4 -	15.600	20.952	137.5	25.040	135.0	1:01.592	2.378 14:04:04.941	
5 -	15.480	19.494	140.6	25.116	131.7	1:00.090	0.876 14:05:05.031	
6 -	15.546	19.544	140.3	25.045	131.0	1:00.135	0.921 14:06:05.166	
7 -	16.877	19.989	140.9	24.959	132.5	1:01.825	2.611 14:07:06.991	
8 -	15.469	19.380	140.3	24.852	132.8	59.701	0.487 14:08:06.692	
9 -	15.401	19.354	141.8	24.778	134.2	59.533	0.319 14:09:06.225	
10 -	15.418	19.547	141.8	24.726	132.0	59.691	0.477 14:10:05.916	
11 -	15.456	19.368	141.5	24.607	134.4	59.431 (3)	0.217 14:11:05.347	
12 -	15.474	19.443	141.5	24.681	133.9	59.598	0.384 14:12:04.945	

Weather / Track : Cloudy / Dry

Silverstone National
Circuit Length = 1.6404 miles
Start: 14:00 Flag 14:25 End: 14:26

FREE PRACTICE 2 - SECTOR ANALYSIS



SECTOR 1 = FL to I1, SECTOR 2 = I1 to I2, SECTOR 3 = I2 to FL, DIFF = Difference To Personal Best Lap, P = Crossed Finish Line in Pit Lane, D = Time Disallowed

13 -	15.414	19.447	141.5	24.662	135.8	59.523	99.21	0.309	14:13:04.468
14 -	15.559	19.523	140.1	25.137	130.4	1:00.219	98.06	1.005	14:14:04.687
15 -	15.407	19.388	141.2	25.124	127.9	59.919	98.56	0.705	14:15:04.606
16 -	15.550	19.698	139.2	24.621	130.2	59.869	98.64	0.655	14:16:04.475
17 -	15.438	19.334	140.1	24.676	131.2	59.448	99.34	0.234	14:17:03.923
18 -	15.476	19.306	140.1	24.773	132.3	59.555	99.16	0.341	14:18:03.478
19 -	15.782	19.681	139.8	24.820	130.4	1:00.283	97.96	1.069	14:19:03.761
20 -	15.407	19.484	139.5	24.902	131.0	59.793	98.76	0.579	14:20:03.554
21 -	15.469	19.651	139.2	24.824	131.2	59.944	98.51	0.730	14:21:03.498
22 -	15.436	19.349	140.6	24.658	133.1	59.443	99.35	0.229	14:22:02.941
23 -	15.522	19.337	140.3	24.673	130.7	59.532	99.20	0.318	14:23:02.473
24 -	15.436	19.377	140.1	24.530	133.1	59.343 (2)	99.51	0.129	14:24:01.816
25 -	15.342	19.345	140.6	24.527	132.8	59.214 (1)	99.73		14:25:01.030
26 -	16.199	22.442	112.0	IN PIT		1:11.100 P	83.06	11.886	14:26:12.130

P16	37	Liam DELVES	Yamaha - Team IMR					
IDEAL LAP TIME : 59.165		BEST LAP TIME : 59.316		DIFFERENCE : 0.151				

LAP	SECTOR 1	SECTOR 2	SECTOR 3	LAP TIME	MPH	DIFF	TIME OF DAY		
1 -	OUTLAP	22.444	132.1	26.908	124.5		14:01:24.390		
2 -	16.141	20.178	137.5	25.872	130.4	1:02.191	14:02:26.581		
3 -	15.648	19.826	140.6	25.372	131.7	1:00.846	14:03:27.427		
4 -	15.663	19.712	139.8	25.357	132.0	1:00.732	14:04:28.159		
5 -	15.569	19.645	137.7	25.351	133.1	1:00.565	14:05:28.724		
6 -	15.506	19.495	139.8	25.323	132.8	1:00.324	14:06:29.048		
7 -	15.490	19.788	132.8	25.248	131.2	1:00.526	14:07:29.574		
8 -	15.583	19.370	143.0	24.893	132.5	59.846	14:08:29.420		
9 -	15.487	19.262	141.8	24.876	134.4	59.625	14:09:29.045		
10 -	15.421	19.543	137.2	25.162	132.5	1:00.126	14:10:29.171		
11 -	15.663	19.692	141.2	24.880	133.1	1:00.235	14:11:29.406		
12 -	15.571	19.576	138.6	24.949	133.6	1:00.096	14:12:29.502		
13 -	15.455	19.543	140.9	25.163	132.0	1:00.161	14:13:29.663		
14 -	16.264	21.368	117.9	IN PIT		1:12.541 P	14:14:42.204		
15 -	OUTLAP	21.232	136.1	25.397	132.0	2:01.711	14:16:43.915		
16 -	15.606	19.369	138.0	25.040	132.8	1:00.015	14:17:43.930		
17 -	15.435	19.585	129.8	25.072	132.5	1:00.092	14:18:44.022		
18 -	15.425	19.279	140.9	24.612	134.2	59.316 (1)	99.56	14:19:43.338	
19 -	15.497	19.326	138.3	24.816	133.9	59.639	99.02	0.323	14:20:42.977
20 -	15.375	19.243	142.4	24.765	134.7	59.383 (2)	99.45	0.067	14:21:42.360
21 -	15.466	19.338	137.2	24.946	133.6	59.750	98.83	0.434	14:22:42.110
22 -	15.693	19.294	138.0	25.078	133.3	1:00.065	98.32	0.749	14:23:42.175
23 -	15.535	19.377	142.4	24.629	133.9	59.541	99.18	0.225	14:24:41.716
24 -	15.418	19.178	141.5	24.916	133.6	59.512 (3)	99.23	0.196	14:25:41.228

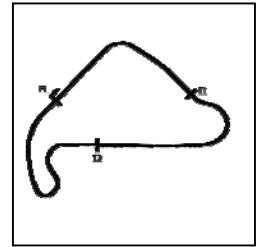
P17	17	Josh WOOD	Kawasaki - Wood Racing				
IDEAL LAP TIME : 59.449		BEST LAP TIME : 59.460		DIFFERENCE : 0.011			

LAP	SECTOR 1	SECTOR 2	SECTOR 3	LAP TIME	MPH	DIFF	TIME OF DAY
1 -	OUTLAP	21.650	139.2	27.523	125.2		14:01:48.503
2 -	16.072	20.413	140.1	25.970	128.4	1:02.455	14:02:50.958
3 -	15.854	20.479	139.8	IN PIT		1:11.815 P	14:04:02.773
4 -	OUTLAP	21.413	139.8	25.639	130.4	2:21.108	14:06:23.881
5 -	15.743	19.458	141.5	25.025	132.0	1:00.226	14:07:24.107
6 -	15.691	20.110	134.7	25.484	131.2	1:01.285	14:08:25.392
7 -	15.834	19.491	140.6	25.111	131.2	1:00.436	14:09:25.828
8 -	15.677	19.593	141.5	24.787	131.2	1:00.057	14:10:25.885
9 -	15.661	19.363	141.2	24.866	132.0	59.890 (2)	14:11:25.775
10 -	15.727	19.588	140.1	IN PIT		1:07.382 P	14:12:33.157
11 -	OUTLAP	20.144	136.1	26.181	130.4	3:01.596	14:15:34.753
12 -	15.714	19.447	140.6	25.078	131.5	1:00.239	14:16:34.992
13 -	15.567	19.336	141.2	25.066	127.9	59.969	14:17:34.961
14 -	15.960	19.430	141.2	24.862	131.2	1:00.252	14:18:35.213
15 -	15.550	19.393	141.5	25.140	130.2	1:00.083	14:19:35.296
16 -	15.700	19.456	138.6	24.894	131.7	1:00.050	14:20:35.346
17 -	15.666	19.553	141.2	25.070	133.1	1:00.289	14:21:35.635

Weather / Track : Cloudy / Dry

Silverstone National
Circuit Length = 1.6404 miles
Start: 14:00 Flag 14:25 End: 14:26

FREE PRACTICE 2 - SECTOR ANALYSIS



SECTOR 1 = FL to I1, SECTOR 2 = I1 to I2, SECTOR 3 = I2 to FL, DIFF = Difference To Personal Best Lap, P = Crossed Finish Line in Pit Lane, D = Time Disallowed

18 -	15.557	19.378	140.3	24.963	131.0	59.898 (3)	98.59	0.438	14:22:35.533
19 -	15.684	26.751	123.8	25.254	131.5	1:07.689	87.24	8.229	14:23:43.222
20 -	15.622	19.550	142.7	24.889	132.5	1:00.061	98.32	0.601	14:24:43.283
21 -	15.561	19.252	140.9	24.647	133.3	59.460 (1)	99.32		14:25:42.743

P18	66	Cameron FRASER				Yamaha - Jones Dorling Racing			
IDEAL LAP TIME : 59.024		BEST LAP TIME : 59.526		DIFFERENCE : 0.502					
LAP	SECTOR 1	SECTOR 2		SECTOR 3		LAP TIME	MPH	DIFF	TIME OF DAY
1 -	OUTLAP	20.881	133.9	26.435	127.2				14:01:31.995
2 -	16.171	19.803	137.7	25.803	130.4	1:01.777	95.59	2.251	14:02:33.772
3 -	15.702	19.635	138.6	25.332	132.0	1:00.669	97.34	1.143	14:03:34.441
4 -	15.987	19.696	140.1	25.115	133.1	1:00.798	97.13	1.272	14:04:35.239
5 -	15.486	19.703	133.4	25.231	133.6	1:00.420	97.74	0.894	14:05:35.659
6 -	15.444	19.292	140.6	25.402	135.5	1:00.138	98.20	0.612	14:06:35.797
7 -	15.458	19.520	141.2	25.179	132.8	1:00.157	98.17	0.631	14:07:35.954
8 -	15.516	19.266	141.5	25.099	130.7	59.881	98.62	0.355	14:08:35.835
9 -	15.668	19.341	142.7	24.851	134.2	59.860	98.65	0.334	14:09:35.695
10 -	15.329	19.176	142.1	25.023	132.0	59.528 (2)	99.20	0.002	14:10:35.223
11 -	15.414	19.196	141.2	IN PIT		1:06.474 P	88.84	6.948	14:11:41.697
12 -	OUTLAP	20.392	138.0	26.008	128.9	3:59.755	24.63	3:00.229	14:15:41.452
13 -	15.810	20.047	140.6	25.470	131.5	1:01.327	96.29	1.801	14:16:42.779
14 -	15.738	19.410	140.9	24.981	134.4	1:00.129	98.21	0.603	14:17:42.908
15 -	15.461	19.223	140.9	24.925	133.6	59.609	99.07	0.083	14:18:42.517
16 -	15.571	19.418	141.5	25.313	131.5	1:00.302	97.93	0.776	14:19:42.819
17 -	15.923	19.216	141.8	24.595	133.6	59.734	98.86	0.208	14:20:42.553
18 -	15.461	19.100	142.4	24.990	132.8	59.551 (3)	99.16	0.025	14:21:42.104
19 -	15.541	19.275	143.3	25.058	131.5	59.874	98.63	0.348	14:22:41.978
20 -	15.670	19.361	140.6	24.805	133.6	59.836	98.69	0.310	14:23:41.814
21 -	15.520	19.298	142.4	24.708	133.1	59.526 (1)	99.21		14:24:41.340
22 -	15.541	19.202	141.5	24.902	134.2	59.645	99.01	0.119	14:25:40.985

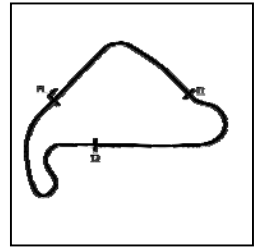
P19	55	Kevin KEYES				Kawasaki - Team #109			
IDEAL LAP TIME : 59.258		BEST LAP TIME : 59.602		DIFFERENCE : 0.344					
LAP	SECTOR 1	SECTOR 2		SECTOR 3		LAP TIME	MPH	DIFF	TIME OF DAY
1 -	OUTLAP	20.403	126.1	25.830	129.9				14:01:09.387
2 -	15.830	19.434	137.5	25.386	130.7	1:00.650	97.37	1.048	14:02:10.037
3 -	15.572	19.178	139.2	25.163	129.9	59.913	98.57	0.311	14:03:09.950
4 -	15.538	19.537	137.2	25.199	131.5	1:00.274	97.98	0.672	14:04:10.224
5 -	15.451	19.412	136.1	25.008	130.4	59.871 (3)	98.63	0.269	14:05:10.095
6 -	15.743	19.644	137.2	24.907	132.3	1:00.294	97.94	0.692	14:06:10.389
7 -	15.502	19.260	137.2	24.840	131.2	59.602 (1)	99.08		14:07:09.991
8 -	15.571	19.609	136.9	24.629	131.7	59.809 (2)	98.74	0.207	14:08:09.800
9 -	16.202	20.913	114.3	IN PIT		1:13.158 P	80.72	13.556	14:09:22.958

P20	26	Adam HARTGROVE				Yamaha - Adam Hartgrove Racing			
IDEAL LAP TIME : 59.578		BEST LAP TIME : 59.607		DIFFERENCE : 0.029					
LAP	SECTOR 1	SECTOR 2		SECTOR 3		LAP TIME	MPH	DIFF	TIME OF DAY
1 -		20.359	134.7	25.823	127.4				14:01:02.296
2 -	15.931	19.777	133.9	25.339	129.4	1:01.047	96.73	1.440	14:02:03.343
3 -	15.786	19.980	125.6	25.317	133.1	1:01.083	96.68	1.476	14:03:04.426
4 -	15.532	19.618	133.6	25.273	132.0	1:00.423	97.73	0.816	14:04:04.849
5 -	15.840	19.576	135.5	24.998	134.2	1:00.414	97.75	0.807	14:05:05.263
6 -	15.506	19.607	137.7	25.020	131.5	1:00.133	98.21	0.526	14:06:05.396
7 -	15.834	19.891	134.7	25.079	132.3	1:00.804	97.12	1.197	14:07:06.200
8 -	15.624	19.371	137.5	24.834	134.4	59.829 (2)	98.70	0.222	14:08:06.029
9 -	15.617	19.385	131.3	24.992	135.0	59.994	98.43	0.387	14:09:06.023
10 -	15.470	19.857	127.8	IN PIT		1:10.694 P	83.53	11.087	14:10:16.717
11 -	OUTLAP	20.327	136.1	25.546	130.4	4:09.360	23.68	3:09.753	14:14:26.077
12 -	15.559	19.480	138.6	24.986	132.0	1:00.025	98.38	0.418	14:15:26.102
13 -	20.755	24.070	126.1	IN PIT		1:21.531 P	72.43	21.924	14:16:47.633
14 -	OUTLAP	19.654	131.5	25.647	130.4	1:27.161	67.75	27.554	14:18:14.794
15 -	15.577	19.449	135.5	24.959	132.3	59.985 (3)	98.45	0.378	14:19:14.779

Weather / Track : Cloudy / Dry

Silverstone National
Circuit Length = 1.6404 miles
Start: 14:00 Flag 14:25 End: 14:26

FREE PRACTICE 2 - SECTOR ANALYSIS



SECTOR 1 = FL to I1, SECTOR 2 = I1 to I2, SECTOR 3 = I2 to FL, DIFF = Difference To Personal Best Lap, P = Crossed Finish Line in Pit Lane, D = Time Disallowed

16 -	15.581	19.803	136.1	24.903	132.8	1:00.287	97.95	0.680	14:20:15.066
17 -	15.626	19.501	132.8	24.902	133.9	1:00.029	98.38	0.422	14:21:15.095
18 -	15.499	19.354	139.8	24.754	134.4	59.607 (1)	99.07		14:22:14.702
19 -	15.526	19.433	128.3	25.114	133.1	1:00.073	98.30	0.466	14:23:14.775
20 -	15.853	21.849	124.0	IN PIT		1:13.734	P	80.09	14:24:28.509

P21	14	Louis VALLELEY			Kawasaki - Pharaoh Racing					
IDEAL LAP TIME : 59.638		BEST LAP TIME : 59.939		DIFFERENCE : 0.301						
LAP	SECTOR 1	SECTOR 2		SECTOR 3		LAP TIME	MPH	DIFF	TIME OF DAY	
1 -		20.252	140.6	24.835	132.5				14:01:00.585	
2 -	15.717	19.512	138.3	24.782	131.2	1:00.011 (3)	98.40	0.072	14:02:00.596	
3 -	15.806	19.651	138.3	24.659	132.3	1:00.116	98.23	0.177	14:03:00.712	
4 -	15.581	19.534	138.6	24.898	131.7	1:00.013	98.40	0.074	14:04:00.725	
5 -	15.505	19.474	137.7	24.968	133.6	59.947 (2)	98.51	0.008	14:05:00.672	
6 -	16.244	19.886	131.5	IN PIT		1:06.923	P	88.24	6.984	14:06:07.595
7 -	OUTLAP	20.214	128.8	25.537	130.4	2:39.563	37.01	1:39.624	14:08:47.158	
8 -	15.821	19.497	137.5	24.880	131.7	1:00.198	98.10	0.259	14:09:47.356	
9 -	15.957	19.742	137.7	24.844	133.1	1:00.543	97.54	0.604	14:10:47.899	
10 -	15.613	19.630	137.7	24.772	132.0	1:00.015	98.40	0.076	14:11:47.914	
11 -	15.655	19.679	136.9	24.712	132.8	1:00.046	98.35	0.107	14:12:47.960	
12 -	15.746	19.745	136.6	24.881	132.3	1:00.372	97.82	0.433	14:13:48.332	
13 -	15.660	19.788	135.8	24.880	131.2	1:00.328	97.89	0.389	14:14:48.660	
14 -	15.902	20.073	139.2	IN PIT		1:05.984	P	89.50	6.045	14:15:54.644
15 -	OUTLAP	20.533	117.3	26.287	128.7	2:37.722	37.44	1:37.783	14:18:32.366	
16 -	16.800	23.450	105.3	IN PIT		1:10.492	P	83.77	10.553	14:19:42.858
17 -	OUTLAP	19.935	137.2	24.999	131.0	1:22.636	71.46	22.697	14:21:05.494	
18 -	15.635	19.549	138.3	24.755	131.7	59.939 (1)	98.52		14:22:05.433	
19 -	15.664	20.024	136.6	25.005	130.4	1:00.693	97.30	0.754	14:23:06.126	
20 -	15.717	19.685	137.2	24.751	132.0	1:00.153	98.17	0.214	14:24:06.279	
21 -	15.742	19.548	136.9	24.754	131.2	1:00.044	98.35	0.105	14:25:06.323	

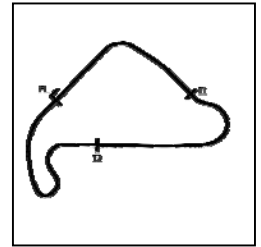
P22	6	Conor WHEELER			Yamaha - Conor Wheeler Racing				
IDEAL LAP TIME : 59.991		BEST LAP TIME : 59.995		DIFFERENCE : 0.004					
LAP	SECTOR 1	SECTOR 2		SECTOR 3		LAP TIME	MPH	DIFF	TIME OF DAY
1 -	OUTLAP	20.785	127.0	26.245	128.9				14:16:09.329
2 -	15.982	19.683	134.4	25.278	129.9	1:00.943	96.90	0.948	14:17:10.272
3 -	15.699	19.540	135.0	25.189	131.2	1:00.428	97.73	0.433	14:18:10.700
4 -	15.704	19.655	133.1	25.629	128.9	1:00.988	96.83	0.993	14:19:11.688
5 -	15.679	19.637	132.6	25.118	129.2	1:00.434	97.72	0.439	14:20:12.122
6 -	15.690	19.517	136.3	25.209	130.4	1:00.416 (3)	97.75	0.421	14:21:12.538
7 -	15.603	19.564	138.3	25.293	130.7	1:00.460	97.67	0.465	14:22:12.998
8 -	15.606	19.730	133.9	25.299	132.0	1:00.635	97.39	0.640	14:23:13.633
9 -	15.567	19.565	134.7	25.021	131.7	1:00.153 (2)	98.17	0.158	14:24:13.786
10 -	15.571	19.417	135.5	25.007	130.7	59.995 (1)	98.43		14:25:13.781

P23	27	Jamie ASHBY			Yamaha - JPA Racing / Davison Transport					
IDEAL LAP TIME : 1:00.014		BEST LAP TIME : 1:00.205		DIFFERENCE : 0.191						
LAP	SECTOR 1	SECTOR 2		SECTOR 3		LAP TIME	MPH	DIFF	TIME OF DAY	
1 -	OUTLAP	21.448	132.3	27.230	125.9				14:01:13.653	
2 -	16.249	20.093	135.5	26.246	128.4	1:02.588	94.35	2.383	14:02:16.241	
3 -	16.039	20.050	137.2	25.970	129.4	1:02.059	95.16	1.854	14:03:18.300	
4 -	15.892	19.876	138.6	25.723	129.7	1:01.491	96.04	1.286	14:04:19.791	
5 -	15.702	19.865	137.7	25.748	129.2	1:01.315	96.31	1.110	14:05:21.106	
6 -	15.644	19.892	138.3	25.846	129.4	1:01.382	96.21	1.177	14:06:22.488	
7 -	15.745	19.704	136.3	25.792	130.7	1:01.241	96.43	1.036	14:07:23.729	
8 -	15.994	20.323	129.3	IN PIT		1:08.152	P	86.65	7.947	14:08:31.881
9 -	OUTLAP	20.828	136.3	25.818	129.2	2:29.249	39.56	1:29.044	14:11:01.130	
10 -	15.805	19.751	139.5	25.270	129.4	1:00.826	97.09	0.621	14:12:01.956	
11 -	15.672	19.703	138.9	25.328	131.0	1:00.703	97.28	0.498	14:13:02.659	
12 -	15.726	19.654	139.5	25.436	131.0	1:00.816	97.10	0.611	14:14:03.475	
13 -	15.792	19.697	139.2	25.776	128.1	1:01.265	96.39	1.060	14:15:04.740	
14 -	15.732	19.890	136.9	25.527	124.5	1:01.149	96.57	0.944	14:16:05.889	

Weather / Track : Cloudy / Dry

Silverstone National
Circuit Length = 1.6404 miles
Start: 14:00 Flag 14:25 End: 14:26

FREE PRACTICE 2 - SECTOR ANALYSIS



SECTOR 1 = FL to I1, SECTOR 2 = I1 to I2, SECTOR 3 = I2 to FL, DIFF = Difference To Personal Best Lap, P = Crossed Finish Line in Pit Lane, D = Time Disallowed

15 -	15.909	21.234	135.8	IN PIT		1:09.656	P	84.78	9.451	14:17:15.545
16 -	OUTLAP	20.469	139.2	25.661	129.2	2:24.272		40.93	1:24.067	14:19:39.817
17 -	15.845	19.686	139.5	25.392	129.2	1:00.923		96.93	0.718	14:20:40.740
18 -	15.569	19.635	141.5	25.583	131.5	1:00.787		97.15	0.582	14:21:41.527
19 -	15.661	19.634	142.4	25.052	128.1	1:00.347	(2)	97.86	0.142	14:22:41.874
20 -	15.949	19.909	141.2	25.332	130.2	1:01.190		96.51	0.985	14:23:43.064
21 -	15.725	19.610	140.9	25.280	132.5	1:00.615	(3)	97.42	0.410	14:24:43.679
22 -	15.619	19.393	139.5	25.193	131.0	1:00.205	(1)	98.09		14:25:43.884

P24 15		Kurtis BUTLER				Kawasaki - 3vk					
IDEAL LAP TIME : 1:00.336		BEST LAP TIME : 1:00.382		DIFFERENCE : 0.046							
LAP	SECTOR 1	SECTOR 2	SECTOR 3	LAP TIME	MPH	DIFF	TIME OF DAY				
1 -	OUTLAP	21.695	117.3	IN PIT				P	14:01:21.318		
2 -	OUTLAP	21.924	132.6	26.030	126.4	2:37.934		37.39	1:37.552	14:03:59.252	
3 -	15.966	19.797	136.3	25.596	130.2	1:01.359		96.24	0.977	14:05:00.611	
4 -	15.742	20.264	135.8	25.347	127.2	1:01.353		96.25	0.971	14:06:01.964	
5 -	15.771	19.824	135.0	25.297	129.9	1:00.892		96.98	0.510	14:07:02.856	
6 -	15.747	19.690	133.9	25.304	129.7	1:00.741	(3)	97.22	0.359	14:08:03.597	
7 -	15.734	19.500	138.0	25.148	127.2	1:00.382	(1)	97.80		14:09:03.979	
8 -	16.035	19.779	133.1	IN PIT		1:06.891		P	88.28	6.509	14:10:10.870
9 -	OUTLAP	20.968	136.1	26.292	129.2	3:14.433		30.37	2:14.051	14:13:25.303	
10 -	16.097	19.889	137.5	25.441	128.7	1:01.427		96.14	1.045	14:14:26.730	
11 -	15.830	19.652	136.6	25.540	128.7	1:01.022		96.77	0.640	14:15:27.752	
12 -	15.894	19.762	132.6	25.497	127.4	1:01.153		96.57	0.771	14:16:28.905	
13 -	16.011	19.709	136.9	25.436	130.2	1:01.156		96.56	0.774	14:17:30.061	
14 -	15.807	20.035	137.2	25.250	128.9	1:01.092		96.66	0.710	14:18:31.153	
15 -	15.767	19.736	135.8	25.447	130.2	1:00.950		96.89	0.568	14:19:32.103	
16 -	15.882	19.966	134.2	25.459	128.1	1:01.307		96.32	0.925	14:20:33.410	
17 -	15.917	20.265	135.5	25.766	128.1	1:01.948		95.33	1.566	14:21:35.358	
18 -	15.806	20.043	134.7	25.258	128.9	1:01.107		96.64	0.725	14:22:36.465	
19 -	15.852	19.891	128.5	25.519	130.4	1:01.262		96.40	0.880	14:23:37.727	
20 -	16.029	19.656	135.5	25.277	129.4	1:00.962		96.87	0.580	14:24:38.689	
21 -	15.688	19.559	132.8	25.236	131.0	1:00.483	(2)	97.64	0.101	14:25:39.172	

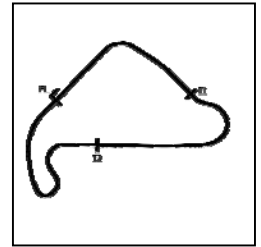
P25 47		Angus GOUGH				Yamaha - G Fab Racing					
IDEAL LAP TIME : 1:00.328		BEST LAP TIME : 1:00.592		DIFFERENCE : 0.264							
LAP	SECTOR 1	SECTOR 2	SECTOR 3	LAP TIME	MPH	DIFF	TIME OF DAY				
1 -		22.353	128.3	26.654	126.4				14:01:05.539		
2 -	16.454	20.300	134.2	26.233	121.5	1:02.987		93.76	2.395	14:02:08.526	
3 -	16.416	19.756	137.7	26.005	128.9	1:02.177		94.98	1.585	14:03:10.703	
4 -	16.251	19.821	141.2	25.723	128.7	1:01.795		95.56	1.203	14:04:12.498	
5 -	16.010	19.613	138.6	25.788	127.2	1:01.411		96.16	0.819	14:05:13.909	
6 -	15.938	19.909	139.2	25.509	129.9	1:01.356		96.25	0.764	14:06:15.265	
7 -	15.950	19.712	137.5	IN PIT		1:11.531		P	82.56	10.939	14:07:26.796
8 -	OUTLAP	20.320	135.8	25.561	132.8	3:35.396		27.41	2:34.804	14:11:02.192	
9 -	15.797	19.449	140.9	25.346	126.9	1:00.592	(1)	97.46		14:12:02.784	
10 -	16.043	19.429	140.9	25.638	125.9	1:01.110		96.63	0.518	14:13:03.894	
11 -	15.982	19.483	140.3	25.413	129.2	1:00.878		97.00	0.286	14:14:04.772	
12 -	16.030	19.470	141.8	25.214	128.9	1:00.714	(3)	97.27	0.122	14:15:05.486	
13 -	15.990	19.830	140.9	25.267	131.5	1:01.087		96.67	0.495	14:16:06.573	
14 -	15.839	19.689	140.3	25.252	131.0	1:00.780		97.16	0.188	14:17:07.353	
15 -	15.935	19.656	139.5	25.102	129.7	1:00.693	(2)	97.30	0.101	14:18:08.046	
16 -	17.144	20.485	133.9	IN PIT		1:14.767		P	78.98	14.175	14:19:22.813
17 -	OUTLAP	20.728	136.3	25.901	129.9	4:02.824		24.32	3:02.232	14:23:25.637	
18 -	15.873	19.798	136.6	25.452	130.2	1:01.123		96.61	0.531	14:24:26.760	
19 -	15.923	20.362	115.9	IN PIT		1:12.893		P	81.01	12.301	14:25:39.653

P26 85		Jordan MCCORD				Yamaha - AJM Sales Ltd / Reid Engineering				
IDEAL LAP TIME : 1:00.394		BEST LAP TIME : 1:00.620		DIFFERENCE : 0.226						
LAP	SECTOR 1	SECTOR 2	SECTOR 3	LAP TIME	MPH	DIFF	TIME OF DAY			
1 -	OUTLAP	21.779	125.6	26.918	126.4				14:01:09.779	
2 -	16.304	20.234	134.2	26.211	127.4	1:02.749		94.11	2.129	14:02:12.528

Weather / Track : Cloudy / Dry

Silverstone National
Circuit Length = 1.6404 miles
Start: 14:00 Flag 14:25 End: 14:26

FREE PRACTICE 2 - SECTOR ANALYSIS



SECTOR 1 = FL to I1, SECTOR 2 = I1 to I2, SECTOR 3 = I2 to FL, DIFF = Difference To Personal Best Lap, P = Crossed Finish Line in Pit Lane, D = Time Disallowed

3 -	16.298	20.324	134.2	25.956	125.2	1:02.578	94.37	1.958	14:03:15.106
4 -	16.144	19.923	138.9	25.957	125.9	1:02.024	95.21	1.404	14:04:17.130
5 -	15.944	20.015	130.8	26.055	125.5	1:02.014	95.23	1.394	14:05:19.144
6 -	15.992	20.012	131.8	25.889	128.4	1:01.893	95.41	1.273	14:06:21.037
7 -	16.115	20.298	130.0	26.111	128.1	1:02.524	94.45	1.904	14:07:23.561
8 -	16.115	19.968	126.8	25.993	132.0	1:02.076	95.13	1.456	14:08:25.637
9 -	15.914	20.234	135.8	25.803	131.0	1:01.951	95.32	1.331	14:09:27.588
10 -	15.891	19.780	137.7	25.521	127.4	1:01.192	96.51	0.572	14:10:28.780
11 -	16.190	19.817	137.7	25.140	129.9	1:01.147 (3)	96.58	0.527	14:11:29.927
12 -	15.973	19.864	136.6	25.474	128.9	1:01.311	96.32	0.691	14:12:31.238
13 -	15.844	19.988	137.7	25.874	122.9	1:01.706	95.70	1.086	14:13:32.944
14 -	16.144	20.225	134.2	25.968	127.2	1:02.337	94.73	1.717	14:14:35.281
15 -	16.162	19.925	136.3	25.850	127.7	1:01.937	95.34	1.317	14:15:37.218
16 -	15.926	19.835	138.0	25.841	125.2	1:01.602	95.86	0.982	14:16:38.820
17 -	15.997	20.013	137.5	25.737	128.1	1:01.747	95.64	1.127	14:17:40.567
18 -	15.806	19.837	137.7	25.754	130.4	1:01.397	96.18	0.777	14:18:41.964
19 -	15.654	19.600	135.8	25.366	125.9	1:00.620 (1)	97.42		14:19:42.584
20 -	16.394	20.002	132.6	25.508	126.9	1:01.904	95.40	1.284	14:20:44.488
21 -	16.037	20.008	137.7	25.879	125.9	1:01.924	95.36	1.304	14:21:46.412
22 -	15.708	19.779	138.3	25.591	128.7	1:01.078 (2)	96.69	0.458	14:22:47.490
23 -	15.858	20.017	133.9	25.423	128.9	1:01.298	96.34	0.678	14:23:48.788
24 -	16.036	19.843	135.2	25.939	121.5	1:01.818	95.53	1.198	14:24:50.606
25 -	16.104	19.731	138.6	25.379	130.4	1:01.214	96.47	0.594	14:25:51.820

P27	4	Connor MOODY	Kawasaki - Steelmate Racing			
IDEAL LAP TIME : 1:00.755		BEST LAP TIME : 1:01.112		DIFFERENCE : 0.357		

LAP	SECTOR 1	SECTOR 2	SECTOR 3	LAP TIME	MPH	DIFF	TIME OF DAY		
1 -	OUTLAP	21.096	135.5	26.499	121.3		14:01:09.220		
2 -	16.277	19.870	134.7	26.293	128.9	1:02.440	94.58	1.328	14:02:11.660
3 -	15.977	19.627	139.2	25.705	128.1	1:01.309	96.32	0.197	14:03:12.969
4 -	15.872	19.772	131.5	25.732	130.7	1:01.376	96.22	0.264	14:04:14.345
5 -	15.956	19.960	130.3	26.087	126.9	1:02.003	95.24	0.891	14:05:16.348
6 -	15.952	20.292	120.6	IN PIT		1:13.253 P	80.62	12.141	14:06:29.601
7 -	OUTLAP	20.623	129.8	26.230	126.2	4:34.527	21.51	3:33.415	14:11:04.128
8 -	15.957	20.041	135.0	25.499	131.2	1:01.497	96.03	0.385	14:12:05.625
9 -	15.953	19.846	129.5	25.575	129.9	1:01.374	96.22	0.262	14:13:06.999
10 -	15.906	19.894	131.8	25.804	128.7	1:01.604	95.86	0.492	14:14:08.603
11 -	16.044	19.940	134.7	25.306	128.7	1:01.290 (3)	96.35	0.178	14:15:09.893
12 -	16.003	19.890	135.0	25.526	129.7	1:01.419	96.15	0.307	14:16:11.312
13 -	15.938	19.814	133.6	25.447	129.2	1:01.199 (2)	96.49	0.087	14:17:12.511
14 -	15.822	20.566	124.5	IN PIT		1:11.784 P	82.26	10.672	14:18:24.295
15 -	OUTLAP	20.127	130.3	26.200	128.7	2:43.613	36.09	1:42.501	14:21:07.908
16 -	16.246	38.035	120.2	26.479	129.4	1:20.760	73.12	19.648	14:22:28.668
17 -	15.953	20.016	134.7	25.594	129.4	1:01.563	95.92	0.451	14:23:30.231
18 -	16.028	20.039	135.2	25.324	129.4	1:01.391	96.19	0.279	14:24:31.622
19 -	15.854	19.859	135.2	25.399	129.7	1:01.112 (1)	96.63		14:25:32.734

P28	44	Ewan POTTER	Yamaha - Jones Dorling Racing			
IDEAL LAP TIME : 1:00.974		BEST LAP TIME : 1:01.176		DIFFERENCE : 0.202		

LAP	SECTOR 1	SECTOR 2	SECTOR 3	LAP TIME	MPH	DIFF	TIME OF DAY		
1 -		21.951	128.8	27.786	124.7		14:01:06.879		
2 -	16.895	20.539	134.2	27.113	125.0	1:04.547	91.49	3.371	14:02:11.426
3 -	16.407	20.009	134.4	26.316	127.4	1:02.732	94.14	1.556	14:03:14.158
4 -	16.154	19.914	137.5	26.275	127.9	1:02.343	94.72	1.167	14:04:16.501
5 -	16.031	19.878	133.1	26.024	127.9	1:01.933	95.35	0.757	14:05:18.434
6 -	16.081	19.887	138.6	26.285	128.4	1:02.253	94.86	1.077	14:06:20.687
7 -	16.221	20.178	134.7	26.185	121.7	1:02.584	94.36	1.408	14:07:23.271
8 -	16.198	19.880	137.7	25.874	129.4	1:01.952	95.32	0.776	14:08:25.223
9 -	15.968	20.160	133.6	25.679	127.4	1:01.807	95.55	0.631	14:09:27.030
10 -	15.943	20.181	137.5	IN PIT		1:10.027 P	84.33	8.851	14:10:37.057
11 -	OUTLAP	20.602	134.7	26.486	128.4	4:53.567	20.11	3:52.391	14:15:30.624
12 -	16.484	19.953	136.1	26.046	122.2	1:02.483	94.51	1.307	14:16:33.107
13 -	16.221	19.732	137.2	25.847	127.9	1:01.800	95.56	0.624	14:17:34.907

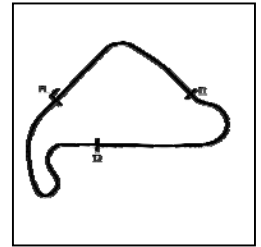
Silverstone National
 Circuit Length = 1.6404 miles
 Start: 14:00 Flag 14:25 End: 14:26

MCRCB BULLETIN TK044

2018 Bennetts British Superbike Championship - Round 9

2018 Pirelli National Superstock 600 Championship with Black Horse

FREE PRACTICE 2 - SECTOR ANALYSIS



SECTOR 1 = FL to I1, SECTOR 2 = I1 to I2, SECTOR 3 = I2 to FL, DIFF = Difference To Personal Best Lap, P = Crossed Finish Line in Pit Lane, D = Time Disallowed

14 -	16.264	19.600	139.8	25.869	125.7	1:01.733	95.66	0.557	14:18:36.640
15 -	16.064	19.654	137.7	25.813	128.1	1:01.531 (3)	95.97	0.355	14:19:38.171
16 -	16.092	19.761	138.3	25.689	126.4	1:01.542	95.96	0.366	14:20:39.713
17 -	16.058	19.687	139.5	26.556	132.5	1:02.301	94.79	1.125	14:21:42.014
18 -	16.135	19.534	143.0	25.507	132.3	1:01.176 (1)	96.53		14:22:43.190
19 -	15.944	19.592	140.6	25.853	130.7	1:01.389 (2)	96.20	0.213	14:23:44.579
20 -	15.933	19.739	140.1	25.928	126.2	1:01.600	95.87	0.424	14:24:46.179
21 -	15.978	20.022	136.9	25.755	130.4	1:01.755	95.63	0.579	14:25:47.934

P29	75	Korie MCGREEVY	Triumph - Century Racing						
IDEAL LAP TIME :		BEST LAP TIME :		DIFFERENCE :					
LAP	SECTOR 1	SECTOR 2	SECTOR 3	LAP TIME	MPH	DIFF	TIME OF DAY		
1 -		29.727	74.7	IN PIT	P		14:01:33.346		

MCRCB BULLETIN TK045

2018 Bennetts British Superbike Championship - Round 9

2018 Pirelli National Superstock 600 Championship with Black Horse

FREE PRACTICE 2 - BEST SECTORS

SECTOR 1			SECTOR 2			SECTOR 3			IDEAL / BEST COMPARISON						
POS	NO	NAME	TIME	NO	NAME	TIME	NO	NAME	TIME	POS	NO	NAME	IDEAL	BEST	DIFF
													PERFECT LAP	57.904	
1	21	VICKERS	15.095	21	VICKERS	18.882	21	VICKERS	23.927	1	21	VICKERS	57.904	58.015	0.111
2	11	SKINNER	15.125	9	CLIFFORD	18.974	9	CLIFFORD	24.064	2	11	SKINNER	58.191	58.446	0.255
3	41	WARD	15.174	11	SKINNER	18.996	11	SKINNER	24.070	3	9	CLIFFORD	58.377	58.497	0.120
4	58	LEE	15.181	8	NEWSTEAD	19.033	41	WARD	24.179	4	41	WARD	58.462	58.629	0.167
5	19	ALDERSON	15.238	99	LUXTON	19.056	32	PIPER	24.181	5	19	ALDERSON	58.586	58.926	0.340
6	69	IRWIN	15.322	58	LEE	19.073	19	ALDERSON	24.249	6	99	LUXTON	58.664	58.684	0.020
7	66	FRASER	15.329	10	SHELDON-SHAW	19.089	2	TOMS	24.258	7	32	PIPER	58.711	58.881	0.170
8	10	SHELDON-SHAW	15.338	19	ALDERSON	19.099	99	LUXTON	24.259	8	58	LEE	58.733	58.921	0.188
9	9	CLIFFORD	15.339	66	FRASER	19.100	7	WRIGHT	24.279	9	69	IRWIN	58.757	58.880	0.123
10	5	CLARKE	15.342	41	WARD	19.109	69	IRWIN	24.321	10	2	TOMS	58.909	59.088	0.179
11	99	LUXTON	15.349	69	IRWIN	19.114	58	LEE	24.479	11	10	SHELDON-SHAW	58.985	58.985	0.000
12	2	TOMS	15.350	12	NAGY	19.125	5	CLARKE	24.527	12	8	NEWSTEAD	58.991	58.991	0.000
13	37	DELVES	15.375	32	PIPER	19.148	12	NAGY	24.531	13	66	FRASER	59.024	59.526	0.502
14	32	PIPER	15.382	37	DELVES	19.178	10	SHELDON-SHAW	24.558	14	7	WRIGHT	59.034	59.090	0.056
15	8	NEWSTEAD	15.398	55	KEYES	19.178	8	NEWSTEAD	24.560	15	12	NAGY	59.063	59.171	0.108
16	12	NAGY	15.407	7	WRIGHT	19.203	66	FRASER	24.595	16	37	DELVES	59.165	59.316	0.151
17	55	KEYES	15.451	17	WOOD	19.252	37	DELVES	24.612	17	5	CLARKE	59.175	59.214	0.039
18	26	HARTGROVE	15.470	2	TOMS	19.301	55	KEYES	24.629	18	55	KEYES	59.258	59.602	0.344
19	14	VALLELEY	15.505	5	CLARKE	19.306	17	WOOD	24.647	19	17	WOOD	59.449	59.460	0.011
20	17	WOOD	15.550	26	HARTGROVE	19.354	14	VALLELEY	24.659	20	26	HARTGROVE	59.578	59.607	0.029
21	7	WRIGHT	15.552	27	ASHBY	19.393	26	HARTGROVE	24.754	21	14	VALLELEY	59.638	59.939	0.301
22	6	WHEELER	15.567	6	WHEELER	19.417	6	WHEELER	25.007	22	6	WHEELER	59.991	59.995	0.004
23	27	ASHBY	15.569	47	GOUGH	19.429	27	ASHBY	25.052	23	27	ASHBY	1:00.014	1:00.205	0.191
24	85	MCCORD	15.654	14	VALLELEY	19.474	47	GOUGH	25.102	24	47	GOUGH	1:00.328	1:00.592	0.264
25	15	BUTLER	15.688	15	BUTLER	19.500	85	MCCORD	25.140	25	15	BUTLER	1:00.336	1:00.382	0.046
26	47	GOUGH	15.797	44	POTTER	19.534	15	BUTLER	25.148	26	85	MCCORD	1:00.394	1:00.620	0.226
27	4	MOODY	15.822	85	MCCORD	19.600	4	MOODY	25.306	27	4	MOODY	1:00.755	1:01.112	0.357
28	44	POTTER	15.933	4	MOODY	19.627	44	POTTER	25.507	28	44	POTTER	1:00.974	1:01.176	0.202
29				75	MCGREEVY	29.727				29	75	MCGREEVY			

Weather / Track : Cloudy / Dry

Results can be found at www.tsl-timing.com

Silverstone National
 Circuit Length = 1.6404 miles
 Start: 14:00 Flag 14:25 End: 14:26

Printed - 14:28 Friday, 07 September 2018

MCRCB BULLETIN TK046**2018 Bennetts British Superbike Championship - Round 9****2018 Pirelli National Superstock 600 Championship with Black Horse****FREE PRACTICE 2 - BEST SPEEDS**

POS	INTERMEDIATE 1			INTERMEDIATE 2			FINISH LINE		
	NO	NAME	MPH	NO	NAME	MPH	NO	NAME	MPH
1				19	ALDERSON	144.9	21	VICKERS	138.7
2				21	VICKERS	144.0	9	CLIFFORD	137.8
3				9	CLIFFORD	144.0	69	IRWIN	137.0
4				69	IRWIN	143.3	58	LEE	136.7
5				32	PIPER	143.3	11	SKINNER	136.4
6				66	FRASER	143.3	41	WARD	135.8
7				11	SKINNER	143.0	32	PIPER	135.8
8				37	DELVES	143.0	10	SHELDON-SHAW	135.8
9				44	POTTER	143.0	5	CLARKE	135.8
10				17	WOOD	142.7	2	TOMS	135.5
11				27	ASHBY	142.4	66	FRASER	135.5
12				58	LEE	142.1	99	LUXTON	135.0
13				7	WRIGHT	142.1	12	NAGY	135.0
14				2	TOMS	141.8	26	HARTGROVE	135.0
15				5	CLARKE	141.8	37	DELVES	134.7
16				47	GOUGH	141.8	8	NEWSTEAD	134.4
17				8	NEWSTEAD	141.2	19	ALDERSON	134.2
18				99	LUXTON	140.9	7	WRIGHT	133.9
19				12	NAGY	140.9	14	VALLELEY	133.6
20				41	WARD	140.6	17	WOOD	133.3
21				10	SHELDON-SHAW	140.6	47	GOUGH	132.8
22				14	VALLELEY	140.6	27	ASHBY	132.5
23				26	HARTGROVE	139.8	44	POTTER	132.5
24				55	KEYES	139.2	55	KEYES	132.3
25				4	MOODY	139.2	6	WHEELER	132.0
26				85	MCCORD	138.9	85	MCCORD	132.0
27				6	WHEELER	138.3	4	MOODY	131.2
28				15	BUTLER	138.0	15	BUTLER	131.0
29				75	MCGREEVY	74.7			

Weather / Track : Cloudy / Dry

Results can be found at www.tsl-timing.comSilverstone National
Circuit Length = 1.6404 miles
Start: 14:00 Flag 14:25 End: 14:26

Printed - 14:29 Friday, 07 September 2018

MCRCB BULLETIN TK047

2018 Bennetts British Superbike Championship - Round 9

2018 Pirelli National Superstock 600 Championship with Black Horse

FREE PRACTICE 2 - FASTEST LAP SEQUENCE

SESS. TIME	NO	NAME	ENTRY	TIME	MPH	LAP
1:55.778	11	Rory SKINNER	Kawasaki - Bennetts Tokheim Kirkcaldy Kawasaki	59.385	99.44	2
1:55.923	9	Aaron CLIFFORD	Yamaha - Clifford Racing	59.067	99.98	2
1:57.132	21	Ryan VICKERS	Yamaha - Mototechniks Yamaha	58.646	100.70	2
2:54.224	11	Rory SKINNER	Kawasaki - Bennetts Tokheim Kirkcaldy Kawasaki	58.446	101.04	3
3:53.936	21	Ryan VICKERS	Yamaha - Mototechniks Yamaha	58.256	101.37	4
5:50.407	21	Ryan VICKERS	Yamaha - Mototechniks Yamaha	58.199	101.47	6
14:48.617	21	Ryan VICKERS	Yamaha - Mototechniks Yamaha	58.015	101.79	13

Weather / Track : Cloudy / Dry

Results can be found at www.tsl-timing.com

Silverstone National
Circuit Length = 1.6404 miles
Start: 14:00 Flag 14:25 End: 14:26

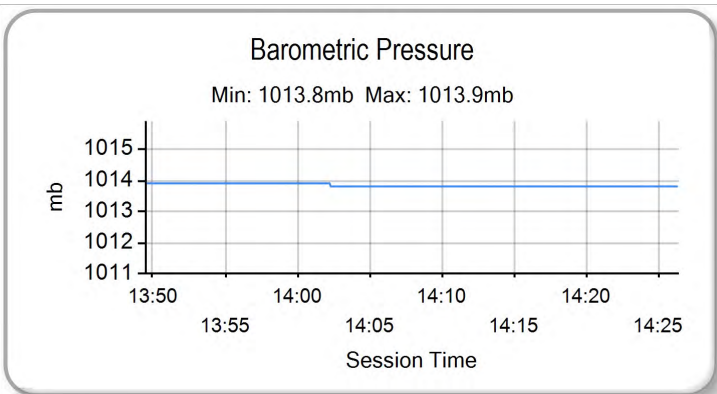
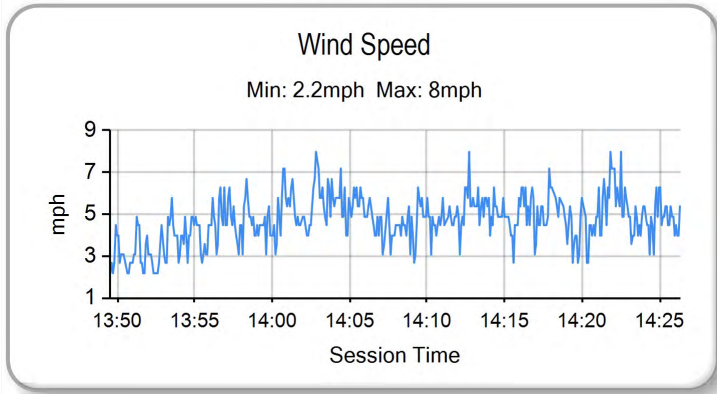
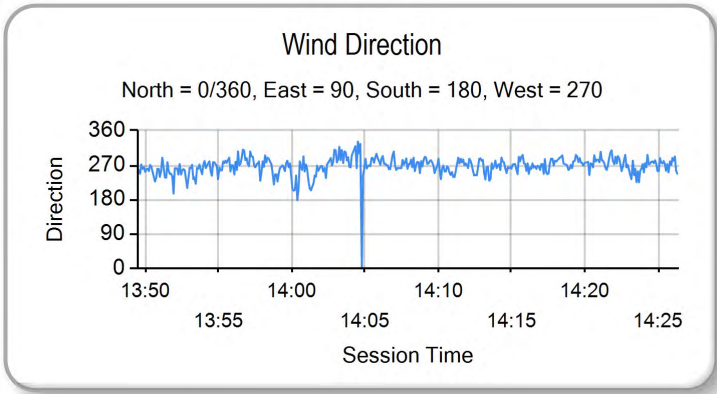
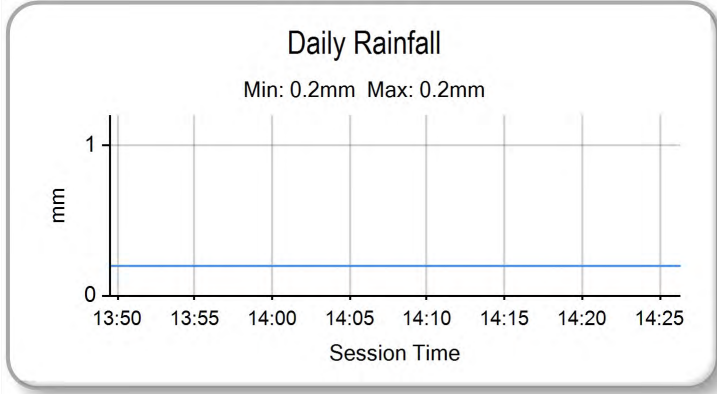
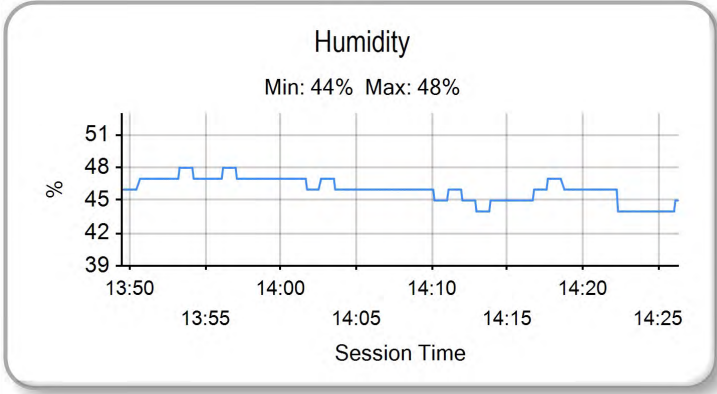
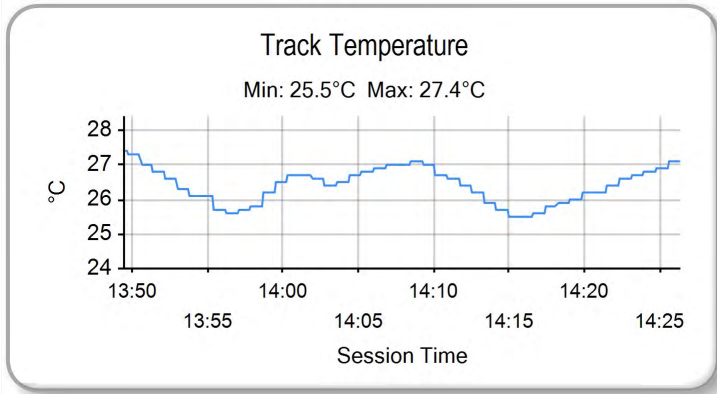
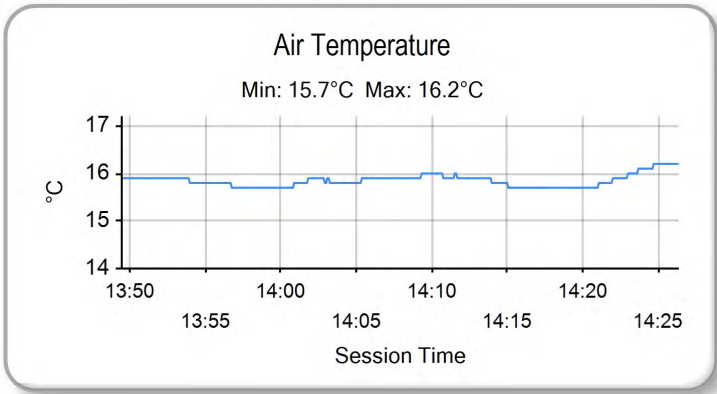
Printed - 14:29 Friday, 07 September 2018

MCRCB BULLETIN TK048

2018 Bennetts British Superbike Championship - Round 9

2018 Pirelli National Superstock 600 Championship with Black Horse

FREE PRACTICE 2 - WEATHER CONDITIONS



Weather / Track : Cloudy / Dry

Results can be found at www.tsl-timing.com

Silverstone National
Circuit Length = 1.6404 miles
Start: 14:00 Flag 14:25 End: 14:26

Printed - 14:30 Friday, 07 September 2018

QUALIFYING - CLASSIFICATION

POS	NO	NAME	ENTRY	TIME	ON	LAPS	GAP	DIFF	MPH
1	11	Rory SKINNER	Kawasaki - Bennetts Tokheim Kirkcaldy Kawasaki	57.428	9	17			102.83
2	21	Ryan VICKERS	Yamaha - Mototechniks Yamaha	57.714	17	23	0.286	0.286	102.32
3	41	Milo WARD	Kawasaki - G & S Racing	58.208	16	20	0.780	0.494	101.45
4	75	Korie MCGREEVY	Triumph - Century Racing	58.231	8	19	0.803	0.023	101.41
5	9	Aaron CLIFFORD	Yamaha - Clifford Racing	58.309	17	21	0.881	0.078	101.28
6	2	TJ TOMS	Kawasaki - Squidge Racing	58.311	21	22	0.883	0.002	101.27
7	99	Ben LUXTON	Kawasaki - G & S Racing	58.333	21	21	0.905	0.022	101.24
8	10	Joe SHELDON-SHAW	Kawasaki - Via Moto Racing	58.551	15	19	1.123	0.218	100.86
9	5	Aaron CLARKE	Yamaha - Draper Racing	58.610	12	20	1.182	0.059	100.76
10	26	Adam HARTGROVE	Yamaha - Adam Hartgrove Racing	58.950	14	20	1.522	0.340	100.18
11	19	James ALDERSON	Triumph - R Alderson & Sons Racing	59.027	21	23	1.599	0.077	100.05
12	12	James NAGY	Kawasaki - Steelmate Racing	59.126	14	20	1.698	0.099	99.88
13	17	Josh WOOD	Kawasaki - Wood Racing	59.133	15	17	1.705	0.007	99.87
14	32	Mark PIPER	Yamaha - Pied Piper Racing	59.172	16	23	1.744	0.039	99.80
15	58	Cameron LEE	Yamaha - Allied Motorsport	59.180	21	21	1.752	0.008	99.79
16	8	Grant NEWSTEAD	Yamaha - Morgan Price / Tinklers Racing	59.211	15	17	1.783	0.031	99.73
17	7	Aaron WRIGHT	Yamaha - Jezaro.com	59.380	19	19	1.952	0.169	99.45
18	37	Liam DELVES	Yamaha - Team IMR	59.671	15	21	2.243	0.291	98.97
19	6	Conor WHEELER	Yamaha - Conor Wheeler Racing	59.735	11	14	2.307	0.064	98.86
20	14	Louis VALLELEY	Kawasaki - Pharaoh Racing	59.849	20	21	2.421	0.114	98.67
21	66	Cameron FRASER	Yamaha - Jones Dorling Racing	59.906	11	12	2.478	0.057	98.58
22	44	Ewan POTTER	Yamaha - Jones Dorling Racing	1:00.007	18	22	2.579	0.101	98.41
23	27	Jamie ASHBY	Yamaha - JPA Racing / Davison Transport	1:00.441	20	22	3.013	0.434	97.70
24	85	Jordan MCCORD	Yamaha - AJM Sales Ltd / Reid Engineering	1:00.591	20	23	3.163	0.150	97.46
25	55	Kevin KEYES	Kawasaki - Team #109	1:01.193	4	5	3.765	0.602	96.50
26	47	Angus GOUGH	Yamaha - G Fab Racing	1:02.495	11	13	5.067	1.302	94.49
27	69	Caolán IRWIN	Yamaha - Irwin Racing	1:02.749	5	7	5.321	0.254	94.11
QUALIFYING LAPTIME (110.0% of 57.428) = 1:03.170									
28	4	Connor MOODY	Kawasaki - Steelmate Racing	1:03.250	5	20	5.822	0.501	93.37
29	15	Kurtis BUTLER	Kawasaki - 3vk	1:04.485	3	3	7.057	1.235	91.58

Weather / Track : Cloudy / Dry

These results are provisional until the conclusion of any judicial and technical matters.

Silverstone National

Circuit Length = 1.6404 miles

Start: 12:45 Flag 13:10 End: 13:11

Race Director :	Stewards :	Timekeeper :
-----------------	------------	--------------

Results can be found at www.britishsuperbike.com

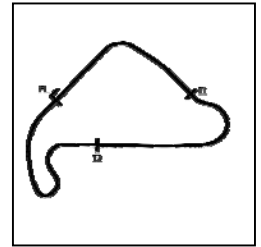
Printed - 13:12 Saturday, 08 September 2018

MCRCB BULLETIN TK135

2018 Bennetts British Superbike Championship - Round 9

2018 Pirelli National Superstock 600 Championship with Black Horse

QUALIFYING - SECTOR ANALYSIS



SECTOR 1 = FL to I1, SECTOR 2 = I1 to I2, SECTOR 3 = I2 to FL, DIFF = Difference To Personal Best Lap, P = Crossed Finish Line in Pit Lane, D = Time Disallowed

P1 11 Rory SKINNER		Kawasaki - Bennetts Tokheim Kirkcaldy Kawasaki					
IDEAL LAP TIME : 57.397		BEST LAP TIME : 57.428		DIFFERENCE : 0.031			
LAP	SECTOR 1	SECTOR 2	SECTOR 3	LAP TIME	MPH	DIFF	TIME OF DAY
1 -	OUTLAP	22.568	114.1	29.522	129.4		12:46:16.559
2 -	16.476	20.770	137.2	25.863	135.8	1:03.109	12:47:19.668
3 -	15.433	19.493	142.1	25.076	135.8	1:00.002	12:48:19.670
4 -	15.332	18.803	144.0	24.940	134.4	59.075	12:49:18.745
5 -	15.142	19.335	146.5	24.437	133.6	58.914	12:50:17.659
6 -	15.313	18.822	146.2	24.051	137.2	58.186	12:51:15.845
7 -	15.257	18.903	146.5	24.133	137.0	58.293	12:52:14.138
8 -	15.117	18.705	145.5	24.406	136.7	58.228	12:53:12.366
9 -	15.058	18.602	147.1	23.768	138.4	57.428 (1)	12:54:09.794
10 -	15.027	18.674	147.4	23.819	137.2	57.520 (2)	12:55:07.314
11 -	15.512	19.100	143.7	IN PIT		1:07.058 P	12:56:14.372
12 -	OUTLAP	20.879	140.9	IN PIT		9:12.480 P	13:05:26.852
13 -	OUTLAP	19.073	146.8	24.300	134.7	1:20.192	13:06:47.044
14 -	15.143	18.686	146.8	24.067	136.1	57.896	13:07:44.940
15 -	15.140	18.677	146.5	24.083	135.8	57.900	13:08:42.840
16 -	15.192	18.686	147.8	23.939	138.4	57.817	13:09:40.657
17 -	15.055	18.619	146.2	23.879	135.8	57.553 (3)	13:10:38.210

P2 21 Ryan VICKERS		Yamaha - Mototechniks Yamaha					
IDEAL LAP TIME : 57.655		BEST LAP TIME : 57.714		DIFFERENCE : 0.059			
LAP	SECTOR 1	SECTOR 2	SECTOR 3	LAP TIME	MPH	DIFF	TIME OF DAY
1 -	OUTLAP	20.863	132.3	26.697	128.9		12:46:05.627
2 -	16.342	19.742	142.4	24.796	135.0	1:00.880	12:47:06.507
3 -	15.560	19.170	143.0	24.328	135.8	59.058	12:48:05.565
4 -	15.399	19.056	144.0	24.151	135.0	58.606	12:49:04.171
5 -	15.156	18.879	144.9	24.506	133.1	58.541	12:50:02.712
6 -	15.346	18.827	144.9	25.003	134.7	59.176	12:51:01.888
7 -	16.911	28.490	115.3	25.295	134.7	1:10.696	12:52:12.584
8 -	15.283	18.858	143.3	24.070	135.0	58.211	12:53:10.795
9 -	15.285	18.781	144.0	23.957	136.1	58.023	12:54:08.818
10 -	16.278	20.997	134.7	IN PIT		1:06.835 P	12:55:15.653
11 -	OUTLAP	21.254	125.6	25.484	134.4	3:15.713	12:58:31.366
12 -	15.452	18.984	141.8	24.442	135.8	58.878	12:59:30.244
13 -	15.191	18.773	143.3	24.736	136.1	58.700	13:00:28.944
14 -	15.256	18.940	142.7	24.280	135.0	58.476	13:01:27.420
15 -	15.191	18.776	143.0	24.307	135.8	58.274	13:02:25.694
16 -	15.177	18.801	144.3	24.030	136.7	58.008 (3)	13:03:23.702
17 -	15.178	18.771	143.7	23.765	137.0	57.714 (1)	13:04:21.416
18 -	15.119	21.561	96.1	25.013	134.7	1:01.693	13:05:23.109
19 -	15.223	19.130	143.7	24.299	136.4	58.652	13:06:21.761
20 -	15.360	19.429	143.3	24.195	136.4	58.984	13:07:20.745
21 -	15.161	18.882	144.3	24.610	137.0	58.653	13:08:19.398
22 -	15.226	18.867	144.0	23.986	137.2	58.079	13:09:17.477
23 -	15.153	18.890	144.9	23.903	137.8	57.946 (2)	13:10:15.423

P3 41 Milo WARD		Kawasaki - G & S Racing					
IDEAL LAP TIME : 58.090		BEST LAP TIME : 58.208		DIFFERENCE : 0.118			
LAP	SECTOR 1	SECTOR 2	SECTOR 3	LAP TIME	MPH	DIFF	TIME OF DAY
1 -	OUTLAP	22.538	107.5	27.661	126.7		12:46:48.955
2 -	16.487	20.318	136.1	25.448	131.7	1:02.253	12:47:51.208
3 -	16.863	20.397	139.8	26.364	130.2	1:03.624	12:48:54.832
4 -	16.216	19.828	140.3	25.543	132.0	1:01.587	12:49:56.419
5 -	15.591	19.462	139.5	24.611	133.3	59.664	12:50:56.083
6 -	15.697	19.413	140.3	24.615	133.3	59.725	12:51:55.808
7 -	15.557	19.444	140.1	24.643	132.5	59.644	12:52:55.452
8 -	15.585	19.371	139.5	24.629	132.5	59.585	12:53:55.037
9 -	15.511	19.356	140.1	24.870	133.6	59.737	12:54:54.774
10 -	15.546	19.207	140.1	24.803	132.8	59.556	12:55:54.330

Weather / Track : Cloudy / Dry

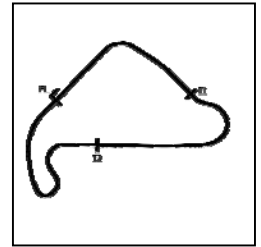
Silverstone National
Circuit Length = 1.6404 miles
Start: 12:45 Flag 13:10 End: 13:11

MCRCB BULLETIN TK135

2018 Bennetts British Superbike Championship - Round 9

2018 Pirelli National Superstock 600 Championship with Black Horse

QUALIFYING - SECTOR ANALYSIS



SECTOR 1 = FL to I1, SECTOR 2 = I1 to I2, SECTOR 3 = I2 to FL, DIFF = Difference To Personal Best Lap, P = Crossed Finish Line in Pit Lane, D = Time Disallowed

11 -	15.467	19.342	132.6		IN PIT	1:05.463	P	90.21	7.255	12:56:59.793
12 -	OUTLAP	20.861	137.2	24.844	131.2	5:38.636		17.43	4:40.428	13:02:38.429
13 -	15.469	19.082	139.8	24.310	135.3	58.861		100.33	0.653	13:03:37.290
14 -	15.216	18.915	141.5	24.413	132.8	58.544		100.87	0.336	13:04:35.834
15 -	15.398	18.987	140.1	24.372	135.5	58.757		100.51	0.549	13:05:34.591
16 -	15.231	18.955	142.7	24.022	137.2	58.208	(1)	101.45		13:06:32.799
17 -	15.376	19.040	142.1	24.198	135.3	58.614		100.75	0.406	13:07:31.413
18 -	15.294	18.918	141.2	24.056	133.9	58.268	(2)	101.35	0.060	13:08:29.681
19 -	15.331	18.906	140.3	24.043	134.7	58.280	(3)	101.33	0.072	13:09:27.961
20 -	15.261	18.852	142.1	24.374	133.9	58.487		100.97	0.279	13:10:26.448

P4 75 Korie MCGREEVY		Triumph - Century Racing								
IDEAL LAP TIME : 58.113		BEST LAP TIME : 58.231		DIFFERENCE : 0.118						
LAP	SECTOR 1	SECTOR 2	SECTOR 3	LAP TIME	MPH	DIFF	TIME OF DAY			
1 -	OUTLAP	21.957	109.6		IN PIT		P			12:46:19.895
2 -	OUTLAP	20.865	126.6	26.541	128.9	1:40.669		58.66	42.438	12:48:00.564
3 -	16.374	20.049	137.7	25.372	129.9	1:01.795		95.56	3.564	12:49:02.359
4 -	15.977	19.436	136.9	24.890	130.7	1:00.303		97.93	2.072	12:50:02.662
5 -	15.538	19.343	140.1	24.487	135.5	59.368		99.47	1.137	12:51:02.030
6 -	15.943	24.669	85.1	30.525	129.9	1:11.137		83.01	12.906	12:52:13.167
7 -	15.546	19.173	139.8	24.418	133.3	59.137		99.86	0.906	12:53:12.304
8 -	15.354	18.799	141.8	24.078	133.1	58.231	(1)	101.41		12:54:10.535
9 -	15.414	20.901	127.3		IN PIT	1:06.366	P	88.98	8.135	12:55:16.901
10 -	OUTLAP	20.411	137.7	25.369	131.0	3:19.885		29.54	2:21.654	12:58:36.786
11 -	15.749	19.196	140.9	24.522	131.0	59.467		99.31	1.236	12:59:36.253
12 -	15.578	19.021	141.2	25.146	130.7	59.745		98.84	1.514	13:00:35.998
13 -	17.653	21.258	126.3	25.949	132.8	1:04.860		91.05	6.629	13:01:40.858
14 -	15.535	18.938	141.8	24.113	134.7	58.586	(2)	100.80	0.355	13:02:39.444
15 -	15.678	18.977	140.1	24.248	135.3	58.903		100.26	0.672	13:03:38.347
16 -	15.259	19.418	141.2		IN PIT	1:08.733	P	85.92	10.502	13:04:47.080
17 -	OUTLAP	19.831	141.5	24.404	130.2	2:24.706		40.81	1:26.475	13:07:11.786
18 -	15.361	18.973	141.8	24.413	132.8	58.747	(3)	100.52	0.516	13:08:10.533
19 -	15.450	19.106	141.8	25.461	132.0	1:00.017		98.39	1.786	13:09:10.550

P5 9 Aaron CLIFFORD		Yamaha - Clifford Racing								
IDEAL LAP TIME : 58.134		BEST LAP TIME : 58.309		DIFFERENCE : 0.175						
LAP	SECTOR 1	SECTOR 2	SECTOR 3	LAP TIME	MPH	DIFF	TIME OF DAY			
1 -	OUTLAP	24.218	101.5	32.631	114.1					12:46:42.001
2 -	18.297	21.531	119.4	28.713	121.1	1:08.541		86.16	10.232	12:47:50.542
3 -	17.049	20.535	130.8	26.621	130.2	1:04.205		91.98	5.896	12:48:54.747
4 -	16.204	19.821	136.6	25.584	131.5	1:01.609		95.85	3.300	12:49:56.356
5 -	15.951	19.551	139.5	25.529	133.9	1:01.031		96.76	2.722	12:50:57.387
6 -	15.756	19.322	138.6	25.129	134.2	1:00.207		98.08	1.898	12:51:57.594
7 -	15.705	19.242	140.3	25.018	134.4	59.965		98.48	1.656	12:52:57.559
8 -	15.848	19.228	142.4	24.978	134.4	1:00.054		98.33	1.745	12:53:57.613
9 -	15.620	19.203	143.3	24.711	135.0	59.534		99.19	1.225	12:54:57.147
10 -	16.134	21.447	122.0		IN PIT	1:12.794	P	81.12	14.485	12:56:09.941
11 -	OUTLAP	21.510	106.0	27.369	123.1	4:26.973		22.12	3:28.664	13:00:36.914
12 -	19.148	19.758	140.9	24.596	134.7	1:03.502		92.99	5.193	13:01:40.416
13 -	15.597	19.014	142.4	24.104	137.2	58.715		100.58	0.406	13:02:39.131
14 -	15.348	18.954	144.6	24.136	138.7	58.438		101.05	0.129	13:03:37.569
15 -	15.224	18.978	144.3	24.312	134.4	58.514		100.92	0.205	13:04:36.083
16 -	15.346	18.806	144.3	24.158	135.5	58.310	(2)	101.28	0.001	13:05:34.393
17 -	15.338	18.837	144.0	24.134	135.8	58.309	(1)	101.28		13:06:32.702
18 -	15.368	19.400	116.1	25.786	131.7	1:00.554		97.52	2.245	13:07:33.256
19 -	15.903	23.313	118.3	27.047	136.4	1:06.263		89.12	7.954	13:08:39.519
20 -	15.357	19.193	143.7	24.403	135.3	58.953		100.17	0.644	13:09:38.472
21 -	15.364	18.875	142.7	24.126	135.0	58.365	(3)	101.18	0.056	13:10:36.837

P6 2 TJ TOMS		Kawasaki - Squidge Racing								
IDEAL LAP TIME : 58.311		BEST LAP TIME : 58.311		DIFFERENCE : 0.000						
LAP	SECTOR 1	SECTOR 2	SECTOR 3	LAP TIME	MPH	DIFF	TIME OF DAY			

Weather / Track : Cloudy / Dry

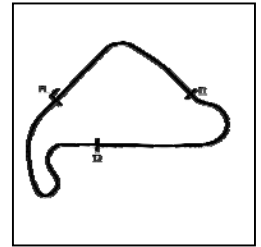
Silverstone National
Circuit Length = 1.6404 miles
Start: 12:45 Flag 13:10 End: 13:11

MCRCB BULLETIN TK135

2018 Bennetts British Superbike Championship - Round 9

2018 Pirelli National Superstock 600 Championship with Black Horse

QUALIFYING - SECTOR ANALYSIS



SECTOR 1 = FL to I1, SECTOR 2 = I1 to I2, SECTOR 3 = I2 to FL, DIFF = Difference To Personal Best Lap, P = Crossed Finish Line in Pit Lane, D = Time Disallowed

1 -	OUTLAP	23.733	113.3	29.901	120.6				12:46:15.586
2 -	17.142	21.018	125.9	26.197	134.4	1:04.357	91.76	6.046	12:47:19.943
3 -	15.908	19.581	125.9	26.479	129.9	1:01.968	95.30	3.657	12:48:21.911
4 -	15.836	19.540	131.5	25.824	131.0	1:01.200	96.49	2.889	12:49:23.111
5 -	15.846	19.329	133.6	25.163	133.9	1:00.338	97.87	2.027	12:50:23.449
6 -	15.467	19.207	140.3	24.784	133.1	59.458	99.32	1.147	12:51:22.907
7 -	15.465	19.082	141.5	24.537	134.2	59.084	99.95	0.773	12:52:21.991
8 -	15.353	18.987	140.9	24.487	133.1	58.827	100.39	0.516	12:53:20.818
9 -	15.529	18.924	142.1	24.162	134.4	58.615	(3) 100.75	0.304	12:54:19.433
10 -	15.409	18.907	142.1	24.324	134.4	58.640	100.71	0.329	12:55:18.073
11 -	15.629	19.259	143.0	24.781	133.3	59.669	98.97	1.358	12:56:17.742
12 -	15.394	19.032	142.1	24.488	133.1	58.914	100.24	0.603	12:57:16.656
13 -	15.424	18.996	142.1	24.285	133.9	58.705	100.59	0.394	12:58:15.361
14 -	15.671	19.536	138.6	IN PIT		1:05.814	P 89.73	7.503	12:59:21.175
15 -	OUTLAP	19.841	138.3	24.701	131.5	3:29.868	28.13	2:31.557	13:02:51.043
16 -	15.647	19.029	142.1	24.179	133.3	58.855	100.34	0.544	13:03:49.898
17 -	15.412	18.932	142.1	24.205	132.3	58.549	(2) 100.86	0.238	13:04:48.447
18 -	15.469	19.103	143.3	24.131	133.9	58.703	100.60	0.392	13:05:47.150
19 -	15.362	19.292	140.9	IN PIT		1:06.619	P 88.64	8.308	13:06:53.769
20 -	OUTLAP	19.334	141.5	24.265	131.5	1:24.102	70.22	25.791	13:08:17.871
21 -	15.346	18.887	141.8	24.078	132.3	58.311	(1) 101.27		13:09:16.182
22 -	15.401	19.010	143.3	24.244	132.0	58.655	100.68	0.344	13:10:14.837

P7 99

Ben LUXTON

Kawasaki - G & S Racing

IDEAL LAP TIME : 58.059

BEST LAP TIME : 58.333

DIFFERENCE : 0.274

LAP	SECTOR 1	SECTOR 2	SECTOR 3	LAP TIME	MPH	DIFF	TIME OF DAY		
1 -	OUTLAP	21.665	108.2	27.771	130.4		12:46:49.226		
2 -	16.211	20.289	140.9	25.360	130.4	1:01.860	95.46	3.527	12:47:51.086
3 -	17.163	20.945	122.2	26.808	130.7	1:04.916	90.97	6.583	12:48:56.002
4 -	16.340	20.035	130.8	27.649	132.5	1:04.024	92.24	5.691	12:50:00.026
5 -	15.753	19.531	136.3	25.552	130.7	1:00.836	97.07	2.503	12:51:00.862
6 -	15.576	19.682	136.1	25.801	131.2	1:01.059	96.72	2.726	12:52:01.921
7 -	15.604	19.306	140.6	25.049	133.6	59.959	98.49	1.626	12:53:01.880
8 -	15.627	19.103	138.3	24.981	133.3	59.711	98.90	1.378	12:54:01.591
9 -	15.881	19.777	129.3	IN PIT		1:07.168	P 87.92	8.835	12:55:08.759
10 -	OUTLAP	19.617	136.9	24.588	135.3	4:28.499	21.99	3:30.166	12:59:37.258
11 -	15.403	18.833	141.8	24.182	135.0	58.418	(3) 101.09	0.085	13:00:35.676
12 -	19.566	21.130	137.5	24.847	135.5	1:05.543	90.10	7.210	13:01:41.219
13 -	15.312	18.956	136.9	24.205	136.1	58.473	100.99	0.140	13:02:39.692
14 -	15.571	20.047	134.2	24.819	135.5	1:00.437	97.71	2.104	13:03:40.129
15 -	15.330	19.097	140.9	24.183	135.3	58.610	100.76	0.277	13:04:38.739
16 -	15.327	19.026	142.7	24.003	135.8	58.356	(2) 101.20	0.023	13:05:37.095
17 -	15.223	19.045	143.7	24.335	133.6	58.603	100.77	0.270	13:06:35.698
18 -	15.362	19.067	143.0	24.264	135.3	58.693	100.61	0.360	13:07:34.391
19 -	15.849	21.045	139.8	24.821	134.7	1:01.715	95.69	3.382	13:08:36.106
20 -	15.481	18.964	142.4	24.074	133.9	58.519	100.91	0.186	13:09:34.625
21 -	15.296	18.892	141.8	24.145	133.6	58.333	(1) 101.24		13:10:32.958

P8 10

Joe SHELDON-SHAW

Kawasaki - Via Moto Racing

IDEAL LAP TIME : 58.508

BEST LAP TIME : 58.551

DIFFERENCE : 0.043

LAP	SECTOR 1	SECTOR 2	SECTOR 3	LAP TIME	MPH	DIFF	TIME OF DAY		
1 -	OUTLAP	23.758	115.3	IN PIT		P	12:46:29.963		
2 -	OUTLAP	22.056	131.8	28.006	121.1	2:19.560	42.31	1:21.009	12:48:49.523
3 -	17.402	20.571	137.5	26.743	126.2	1:04.716	91.25	6.165	12:49:54.239
4 -	16.538	20.644	135.0	25.813	131.7	1:02.995	93.74	4.444	12:50:57.234
5 -	15.829	19.691	132.8	25.356	134.2	1:00.876	97.01	2.325	12:51:58.110
6 -	15.940	19.496	135.8	25.562	131.7	1:00.998	96.81	2.447	12:52:59.108
7 -	15.743	19.557	140.1	24.969	133.3	1:00.269	97.98	1.718	12:53:59.377
8 -	15.500	19.097	140.3	24.811	133.9	59.408	99.40	0.857	12:54:58.785
9 -	15.409	19.256	140.6	24.753	133.3	59.418	99.39	0.867	12:55:58.203
10 -	15.481	19.141	140.9	24.516	133.1	59.138	99.86	0.587	12:56:57.341
11 -	15.453	19.059	140.6	24.580	131.7	59.092	99.94	0.541	12:57:56.433
12 -	15.607	19.420	138.9	IN PIT		1:05.885	P 89.63	7.334	12:59:02.318

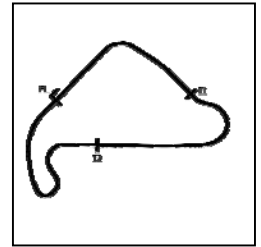
Silverstone National

Circuit Length = 1.6404 miles

Start: 12:45 Flag 13:10 End: 13:11

Weather / Track : Cloudy / Dry

QUALIFYING - SECTOR ANALYSIS



SECTOR 1 = FL to I1, SECTOR 2 = I1 to I2, SECTOR 3 = I2 to FL, DIFF = Difference To Personal Best Lap, P = Crossed Finish Line in Pit Lane, D = Time Disallowed

13 -	OUTLAP	19.637	140.1	24.744	133.1	5:22.316	18.32	4:23.765	13:04:24.634
14 -	15.516	19.149	141.2	24.415	135.0	59.080 (3)	99.96	0.529	13:05:23.714
15 -	15.407	18.890	141.8	24.254	135.3	58.551 (1)	100.86		13:06:22.265
16 -	15.391	19.523	139.5	25.018	134.2	59.932	98.53	1.381	13:07:22.197
17 -	15.749	19.385	141.8	24.463	133.6	59.597	99.09	1.046	13:08:21.794
18 -	15.409	18.882	141.2	24.392	134.4	58.683 (2)	100.63	0.132	13:09:20.477
19 -	15.372	18.987	141.5	24.798	132.8	59.157	99.83	0.606	13:10:19.634

P9 5		Aaron CLARKE			Yamaha - Draper Racing				
IDEAL LAP TIME : 58.413		BEST LAP TIME : 58.610			DIFFERENCE : 0.197				
LAP	SECTOR 1	SECTOR 2	SECTOR 3	LAP TIME	MPH	DIFF	TIME OF DAY		
1 -	OUTLAP	24.231	108.9	30.643	125.0		12:46:17.066		
2 -	16.433	20.723	121.1	27.172	128.1	1:04.328	91.80	5.718	12:47:21.394
3 -	15.761	19.711	142.4	25.334	131.5	1:00.806	97.12	2.196	12:48:22.200
4 -	15.759	19.585	139.2	26.298	128.1	1:01.642	95.80	3.032	12:49:23.842
5 -	15.707	19.425	143.3	24.822	133.3	59.954	98.50	1.344	12:50:23.796
6 -	15.515	19.304	144.0	24.626	132.8	59.445	99.34	0.835	12:51:23.241
7 -	15.353	19.280	143.7	24.567	133.3	59.200	99.75	0.590	12:52:22.441
8 -	15.605	19.397	142.7	IN PIT		1:04.381 P	91.72	5.771	12:53:26.822
9 -	OUTLAP	21.745	140.9	25.615	130.7	5:50.724	16.83	4:52.114	12:59:17.546
10 -	15.655	19.761	142.1	24.989	132.3	1:00.405	97.76	1.795	13:00:17.951
11 -	15.507	19.311	142.1	24.474	133.6	59.292	99.60	0.682	13:01:17.243
12 -	15.289	19.043	142.4	24.278	135.3	58.610 (1)	100.76		13:02:15.853
13 -	15.554	19.138	142.4	24.325	133.3	59.017	100.06	0.407	13:03:14.870
14 -	15.416	19.123	142.4	24.348	133.1	58.887	100.28	0.277	13:04:13.757
15 -	15.317	19.113	142.7	IN PIT		1:02.717 P	94.16	4.107	13:05:16.474
16 -	OUTLAP	19.628	142.1	25.174	133.1	1:43.341	57.14	44.731	13:06:59.815
17 -	15.410	19.305	143.3	24.463	132.5	59.178	99.79	0.568	13:07:58.993
18 -	15.333	19.111	143.3	24.285	132.5	58.729 (2)	100.55	0.119	13:08:57.722
19 -	15.324	19.113	144.0	24.304	134.7	58.741 (3)	100.53	0.131	13:09:56.463
20 -	15.092	19.170	140.3	24.749	133.9	59.011	100.07	0.401	13:10:55.474

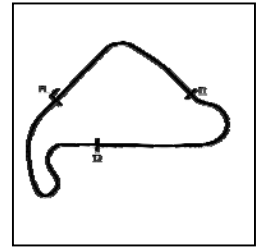
P10 26		Adam HARTGROVE			Yamaha - Adam Hartgrove Racing				
IDEAL LAP TIME : 58.856		BEST LAP TIME : 58.950			DIFFERENCE : 0.094				
LAP	SECTOR 1	SECTOR 2	SECTOR 3	LAP TIME	MPH	DIFF	TIME OF DAY		
1 -	OUTLAP	22.488	108.4	28.784	120.0		12:46:11.182		
2 -	16.986	20.830	117.9	26.759	127.2	1:04.575	91.45	5.625	12:47:15.757
3 -	16.263	20.126	124.0	25.795	129.2	1:02.184	94.97	3.234	12:48:17.941
4 -	16.011	19.557	133.4	25.384	128.4	1:00.952	96.89	2.002	12:49:18.893
5 -	15.802	19.374	131.5	IN PIT		1:08.091 P	86.73	9.141	12:50:26.984
6 -	OUTLAP	20.585	122.0	25.694	129.9	4:13.381	23.30	3:14.431	12:54:40.365
7 -	15.769	19.392	133.4	24.886	132.5	1:00.047	98.35	1.097	12:55:40.412
8 -	15.589	19.217	136.3	24.861	131.7	59.667	98.97	0.717	12:56:40.079
9 -	15.590	19.663	131.0	24.743	131.5	59.996	98.43	1.046	12:57:40.075
10 -	15.471	19.188	136.9	24.694	132.5	59.353 (3)	99.50	0.403	12:58:39.428
11 -	15.596	19.300	134.7	24.849	131.5	59.745	98.84	0.795	12:59:39.173
12 -	15.582	19.109	136.9	24.691	132.8	59.382	99.45	0.432	13:00:38.555
13 -	16.799	21.145	120.0	25.236	134.4	1:03.180	93.47	4.230	13:01:41.735
14 -	15.359	19.042	130.3	24.549	134.4	58.950 (1)	100.18		13:02:40.685
15 -	15.636	19.488	130.5	24.857	134.7	59.981	98.45	1.031	13:03:40.666
16 -	15.352	18.955	137.2	IN PIT		1:23.848 P	70.43	24.898	13:05:04.514
17 -	OUTLAP	20.061	132.1	24.822	131.2	2:08.769	45.86	1:09.819	13:07:13.283
18 -	15.387	19.013	135.5	24.659	132.5	59.059 (2)	99.99	0.109	13:08:12.342
19 -	15.538	19.142	137.2	59.338	129.2	1:34.018	62.81	35.068	13:09:46.360
20 -	15.596	19.198	132.3	25.296	130.4	1:00.090	98.28	1.140	13:10:46.450

P11 19		James ALDERSON			Triumph - R Alderson & Sons Racing				
IDEAL LAP TIME : 58.953		BEST LAP TIME : 59.027			DIFFERENCE : 0.074				
LAP	SECTOR 1	SECTOR 2	SECTOR 3	LAP TIME	MPH	DIFF	TIME OF DAY		
1 -	OUTLAP	23.097	121.3	29.683	120.6		12:46:25.063		
2 -	17.614	21.337	131.3	27.013	126.7	1:05.964	89.52	6.937	12:47:31.027
3 -	16.567	20.485	134.4	26.416	128.9	1:03.468	93.04	4.441	12:48:34.495

Weather / Track : Cloudy / Dry

Silverstone National
Circuit Length = 1.6404 miles
Start: 12:45 Flag 13:10 End: 13:11

QUALIFYING - SECTOR ANALYSIS



SECTOR 1 = FL to I1, SECTOR 2 = I1 to I2, SECTOR 3 = I2 to FL, DIFF = Difference To Personal Best Lap, P = Crossed Finish Line in Pit Lane, D = Time Disallowed

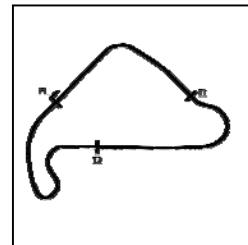
4 -	16.241	19.892	141.5	25.992	129.4	1:02.125	95.06	3.098	12:49:36.620
5 -	15.967	19.525	141.8	25.236	132.3	1:00.728	97.24	1.701	12:50:37.348
6 -	15.875	19.828	141.2	25.019	132.3	1:00.722	97.25	1.695	12:51:38.070
7 -	15.693	19.326	140.9	24.947	132.0	59.966	98.48	0.939	12:52:38.036
8 -	15.649	19.324	140.9	25.033	131.7	1:00.006	98.41	0.979	12:53:38.042
9 -	15.606	19.564	140.3	25.046	133.1	1:00.216	98.07	1.189	12:54:38.258
10 -	15.648	19.392	141.2	24.945	131.5	59.985	98.45	0.958	12:55:38.243
11 -	15.681	19.323	140.9	24.794	132.5	59.798	98.76	0.771	12:56:38.041
12 -	15.513	19.399	140.6	24.703	133.3	59.615	99.06	0.588	12:57:37.656
13 -	15.927	19.705	139.5	IN PIT		1:13.343	P 80.52	14.316	12:58:50.999
14 -	OUTLAP	20.785	136.1	25.801	128.7	2:40.490	36.79	1:41.463	13:01:31.489
15 -	15.876	19.393	140.1	24.883	132.3	1:00.152	98.17	1.125	13:02:31.641
16 -	15.482	19.265	141.2	24.560	132.3	59.307	(3) 99.57	0.280	13:03:30.948
17 -	15.372	19.148	140.9	25.046	132.5	59.566	99.14	0.539	13:04:30.514
18 -	15.471	19.381	140.9	24.630	131.7	59.482	99.28	0.455	13:05:29.996
19 -	15.476	19.242	140.3	24.596	128.9	59.314	99.56	0.287	13:06:29.310
20 -	15.722	19.252	140.9	24.668	133.9	59.642	99.01	0.615	13:07:28.952
21 -	15.402	19.177	141.2	24.448	134.2	59.027	(1) 100.05		13:08:27.979
22 -	15.437	19.169	140.3	24.521	133.1	59.127	(2) 99.88	0.100	13:09:27.106
23 -	15.482	19.133	140.6	24.923	124.7	59.538	99.19	0.511	13:10:26.644

P12 12		James NAGY			Kawasaki - Steelmate Racing				
IDEAL LAP TIME : 58.859		BEST LAP TIME : 59.126		DIFFERENCE : 0.267					
LAP	SECTOR 1	SECTOR 2	SECTOR 3	LAP TIME	MPH	DIFF	TIME OF DAY		
1 -	OUTLAP	22.689	114.1	29.164	125.0		12:47:28.660		
2 -	16.614	20.097	136.1	25.798	131.5	1:02.509	94.47	3.383	12:48:31.169
3 -	15.823	19.287	135.8	25.393	131.7	1:00.503	97.60	1.377	12:49:31.672
4 -	16.014	19.537	140.1	25.527	131.7	1:01.078	96.69	1.952	12:50:32.750
5 -	15.687	19.072	138.9	24.842	132.5	59.601	99.08	0.475	12:51:32.351
6 -	15.623	19.091	138.3	IN PIT		1:09.072	P 85.50	9.946	12:52:41.423
7 -	OUTLAP	19.319	141.2	24.993	133.1	1:44.705	56.40	45.579	12:54:26.128
8 -	15.734	18.977	142.1	25.166	133.9	59.877	98.62	0.751	12:55:26.005
9 -	15.656	19.104	137.2	24.927	132.8	59.687	98.94	0.561	12:56:25.692
10 -	15.609	19.097	138.0	24.797	132.3	59.503	99.24	0.377	12:57:25.195
11 -	15.537	19.197	139.5	24.635	133.6	59.369	99.47	0.243	12:58:24.564
12 -	16.440	19.521	139.5	IN PIT		1:10.874	P 83.32	11.748	12:59:35.438
13 -	OUTLAP	19.517	136.9	25.013	133.3	4:16.735	23.00	3:17.609	13:03:52.173
14 -	15.641	18.954	142.4	24.531	132.3	59.126	(1) 99.88		13:04:51.299
15 -	15.483	18.845	140.3	24.808	131.7	59.136	(2) 99.86	0.010	13:05:50.435
16 -	15.650	19.197	140.9	31.438	131.0	1:06.285	89.09	7.159	13:06:56.720
17 -	15.637	19.142	139.8	24.704	133.1	59.483	99.28	0.357	13:07:56.203
18 -	15.486	19.186	140.1	24.600	132.8	59.272	(3) 99.63	0.146	13:08:55.475
19 -	15.642	19.185	140.1	24.784	133.1	59.611	99.07	0.485	13:09:55.086
20 -	15.596	19.126	139.5	24.896	132.5	59.618	99.05	0.492	13:10:54.704

P13 17		Josh WOOD			Kawasaki - Wood Racing				
IDEAL LAP TIME : 58.984		BEST LAP TIME : 59.133		DIFFERENCE : 0.149					
LAP	SECTOR 1	SECTOR 2	SECTOR 3	LAP TIME	MPH	DIFF	TIME OF DAY		
1 -	OUTLAP	24.371	114.7	IN PIT			P	12:46:23.306	
2 -	OUTLAP	22.394	128.0	27.711	124.0	7:39.031	12.86	6:39.898	12:54:02.337
3 -	16.279	19.915	140.1	26.172	129.4	1:02.366	94.69	3.233	12:55:04.703
4 -	15.858	19.511	141.2	25.449	131.5	1:00.818	97.10	1.685	12:56:05.521
5 -	15.862	19.460	142.4	25.040	132.3	1:00.362	97.83	1.229	12:57:05.883
6 -	15.760	19.287	141.8	24.846	132.3	59.893	98.60	0.760	12:58:05.776
7 -	15.676	19.233	143.7	25.191	128.9	1:00.100	98.26	0.967	12:59:05.876
8 -	15.788	19.439	141.8	24.786	133.3	1:00.013	98.40	0.880	13:00:05.889
9 -	15.671	19.333	141.2	25.554	131.2	1:00.558	97.52	1.425	13:01:06.447
10 -	15.694	19.233	139.5	25.409	131.2	1:00.336	97.87	1.203	13:02:06.783
11 -	15.633	19.306	144.3	IN PIT		1:07.622	P 87.33	8.489	13:03:14.405
12 -	OUTLAP	20.171	135.2	25.516	131.2	2:46.675	35.43	1:47.542	13:06:01.080
13 -	15.687	19.154	140.6	24.837	132.8	59.678	98.95	0.545	13:07:00.758
14 -	15.486	19.058	142.7	24.797	133.3	59.341	(2) 99.52	0.208	13:08:00.099
15 -	15.509	19.184	144.0	24.440	132.3	59.133	(1) 99.87		13:08:59.232

Silverstone National
Circuit Length = 1.6404 miles
Start: 12:45 Flag 13:10 End: 13:11

QUALIFYING - SECTOR ANALYSIS



SECTOR 1 = FL to I1, SECTOR 2 = I1 to I2, SECTOR 3 = I2 to FL, DIFF = Difference To Personal Best Lap, P = Crossed Finish Line in Pit Lane, D = Time Disallowed

16 -	15.653	19.195	143.0	24.693	132.3	59.541	(3)	99.18	0.408	13:09:58.773
17 -	15.595	19.470	135.8	25.873	129.9	1:00.938		96.91	1.805	13:10:59.711

P14 32		Mark PIPER				Yamaha - Pied Piper Racing				
IDEAL LAP TIME : 58.849		BEST LAP TIME : 59.172				DIFFERENCE : 0.323				
LAP	SECTOR 1	SECTOR 2		SECTOR 3		LAP TIME	MPH	DIFF	TIME OF DAY	
1 -	OUTLAP	22.183	110.9	28.417	121.7					12:46:10.299
2 -	16.947	20.983	133.6	26.752	126.7	1:04.682	91.30	5.510		12:47:14.981
3 -	16.372	20.261	139.5	25.601	125.9	1:02.234	94.89	3.062		12:48:17.215
4 -	15.988	19.833	140.3	24.974	131.2	1:00.795	97.14	1.623		12:49:18.010
5 -	15.828	19.488	142.4	24.843	130.7	1:00.159	98.16	0.987		12:50:18.169
6 -	15.736	19.415	141.5	24.753	129.4	59.904	98.58	0.732		12:51:18.073
7 -	15.839	19.400	141.8	24.876	129.7	1:00.115	98.23	0.943		12:52:18.188
8 -	15.703	19.874	140.9	31.195	128.1	1:06.772	88.44	7.600		12:53:24.960
9 -	15.932	19.820	140.6	25.306	128.7	1:01.058	96.72	1.886		12:54:26.018
10 -	15.930	20.122	141.8	24.701	133.1	1:00.753	97.20	1.581		12:55:26.771
11 -	15.669	19.351	142.1	24.566	132.3	59.586	99.11	0.414		12:56:26.357
12 -	15.624	19.382	141.5	24.325	133.1	59.331	(2)	99.53	0.159	12:57:25.688
13 -	15.635	19.429	142.4	24.447	133.1	59.511	99.23	0.339		12:58:25.199
14 -	15.488	19.348	141.8	24.724	131.2	59.560	99.15	0.388		12:59:24.759
15 -	15.629	19.449	140.3	24.810	131.0	59.888	98.61	0.716		13:00:24.647
16 -	15.543	19.176	140.6	24.453	129.4	59.172	(1)	99.80		13:01:23.819
17 -	15.676	21.229	137.5	IN PIT		1:07.186	P	87.90	8.014	13:02:31.005
18 -	OUTLAP	21.612	135.8	25.157	132.0	2:38.716	37.20	1:39.544		13:05:09.721
19 -	16.423	20.128	139.2	25.140	132.5	1:01.691	95.72	2.519		13:06:11.412
20 -	15.503	19.088	141.2	24.786	132.0	59.377	(3)	99.46	0.205	13:07:10.789
21 -	15.436	19.537	141.8	24.990	133.3	59.963	98.48	0.791		13:08:10.752
22 -	15.772	19.456	141.2	25.016	132.3	1:00.244	98.02	1.072		13:09:10.996
23 -	15.677	19.150	142.4	24.621	129.4	59.448	99.34	0.276		13:10:10.444

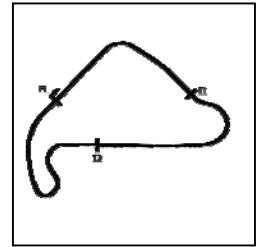
P15 58		Cameron LEE				Yamaha - Allied Motorsport				
IDEAL LAP TIME : 59.128		BEST LAP TIME : 59.180				DIFFERENCE : 0.052				
LAP	SECTOR 1	SECTOR 2		SECTOR 3		LAP TIME	MPH	DIFF	TIME OF DAY	
1 -	OUTLAP	23.825	105.5	31.064	126.4					12:46:17.476
2 -	17.232	21.849	114.3	27.465	130.4	1:06.546	88.74	7.366		12:47:24.022
3 -	16.522	20.571	117.9	IN PIT		1:10.870	P	83.33	11.690	12:48:34.892
4 -	OUTLAP	20.995	118.3	27.393	131.7	2:02.161	48.34	1:02.981		12:50:37.053
5 -	16.074	20.136	122.0	IN PIT		1:08.413	P	86.32	9.233	12:51:45.466
6 -	OUTLAP	20.541	120.6	26.495	128.1	3:31.617	27.90	2:32.437		12:55:17.083
7 -	16.091	19.922	128.5	25.591	133.6	1:01.604	95.86	2.424		12:56:18.687
8 -	15.619	19.462	134.2	25.314	133.6	1:00.395	97.78	1.215		12:57:19.082
9 -	15.511	19.335	139.8	24.775	135.0	59.621	99.05	0.441		12:58:18.703
10 -	15.378	19.262	142.7	25.043	131.2	59.683	98.95	0.503		12:59:18.386
11 -	15.474	19.197	138.0	24.980	137.0	59.651	99.00	0.471		13:00:18.037
12 -	15.491	19.458	142.7	24.622	134.7	59.571	99.13	0.391		13:01:17.608
13 -	16.931	19.414	138.9	24.838	133.9	1:01.183	96.52	2.003		13:02:18.791
14 -	15.433	19.185	143.3	24.664	135.3	59.282	(2)	99.61	0.102	13:03:18.073
15 -	15.498	19.232	136.1	IN PIT		1:08.523	P	86.18	9.343	13:04:26.596
16 -	OUTLAP	23.191	133.4	25.083	133.6	1:29.052	66.31	29.872		13:05:55.648
17 -	15.474	19.355	141.2	24.832	134.4	59.661	98.98	0.481		13:06:55.309
18 -	15.324	19.243	143.3	24.968	129.2	59.535	99.19	0.355		13:07:54.844
19 -	15.435	19.255	143.0	24.674	134.7	59.364	(3)	99.48	0.184	13:08:54.208
20 -	15.375	19.485	136.3	24.940	135.3	59.800	98.75	0.620		13:09:54.008
21 -	15.327	19.182	142.7	24.671	133.9	59.180	(1)	99.79		13:10:53.188

P16 8		Grant NEWSTEAD				Yamaha - Morgan Price / Tinklers Racing				
IDEAL LAP TIME : 59.154		BEST LAP TIME : 59.211				DIFFERENCE : 0.057				
LAP	SECTOR 1	SECTOR 2		SECTOR 3		LAP TIME	MPH	DIFF	TIME OF DAY	
1 -	OUTLAP	23.864	124.5	29.753	115.3					12:46:29.598
2 -	17.890	21.156	135.8	27.605	122.9	1:06.651	88.60	7.440		12:47:36.249
3 -	16.868	20.182	135.8	26.614	124.3	1:03.664	92.76	4.453		12:48:39.913
4 -	16.474	20.451	136.9	26.167	126.2	1:03.092	93.60	3.881		12:49:43.005

Weather / Track : Cloudy / Dry

Silverstone National
Circuit Length = 1.6404 miles
Start: 12:45 Flag 13:10 End: 13:11

QUALIFYING - SECTOR ANALYSIS



SECTOR 1 = FL to I1, SECTOR 2 = I1 to I2, SECTOR 3 = I2 to FL, DIFF = Difference To Personal Best Lap, P = Crossed Finish Line in Pit Lane, D = Time Disallowed

5 -	16.325	19.778	138.3	25.980	127.4	1:02.083	95.12	2.872	12:50:45.088
6 -	16.062	19.587	133.9	26.157	126.9	1:01.806	95.55	2.595	12:51:46.894
7 -	15.983	19.455	138.6	25.561	127.9	1:00.999	96.81	1.788	12:52:47.893
8 -	16.040	19.369	140.1	25.325	128.9	1:00.734	97.23	1.523	12:53:48.627
9 -	15.930	19.229	140.1	25.332	128.9	1:00.491	97.62	1.280	12:54:49.118
10 -	16.023	19.843	130.3	IN PIT		1:13.990	P	79.81	14.779 12:56:03.108
11 -	OUTLAP	20.396	133.4	26.080	127.9	8:04.451	12.19	7:05.240	13:04:07.559
12 -	16.079	19.491	140.1	25.127	130.7	1:00.697	97.29	1.486	13:05:08.256
13 -	15.692	19.106	140.6	24.806	132.3	59.604	99.08	0.393	13:06:07.860
14 -	15.729	19.108	141.8	24.720	131.2	59.557 (3)	99.15	0.346	13:07:07.417
15 -	15.657	19.037	142.4	24.517	132.5	59.211 (1)	99.73		13:08:06.628
16 -	18.941	19.420	142.7	24.562	132.8	1:02.923	93.85	3.712	13:09:09.551
17 -	15.600	19.038	140.6	24.621	129.9	59.259 (2)	99.65	0.048	13:10:08.810

P17	7	Aaron WRIGHT			Yamaha - Jezaro.com			
IDEAL LAP TIME : 59.380		BEST LAP TIME : 59.380		DIFFERENCE : 0.000				
LAP	SECTOR 1	SECTOR 2	SECTOR 3	LAP TIME	MPH	DIFF	TIME OF DAY	
1 -	OUTLAP	23.945	114.5	30.553	117.4		12:46:15.596	
2 -	18.123	21.601	131.5	27.220	124.3	1:06.944	88.21 7.564 12:47:22.540	
3 -	16.656	20.536	138.3	30.022	111.0	1:07.214	87.86 7.834 12:48:29.754	
4 -	23.758	26.628	137.2	26.589	126.2	1:16.975	76.72 17.595 12:49:46.729	
5 -	20.667	20.749	136.6	25.899	128.9	1:07.315	87.73 7.935 12:50:54.044	
6 -	16.555	20.527	135.2	25.936	129.7	1:03.018	93.71 3.638 12:51:57.062	
7 -	16.324	19.795	137.2	IN PIT		1:08.361	P 86.38 8.981 12:53:05.423	
8 -	OUTLAP	21.736	139.5	34.814	115.5	6:03.024	16.26 5:03.644 12:59:08.447	
9 -	17.288	20.471	138.9	26.066	128.1	1:03.825	92.52 4.445 13:00:12.272	
10 -	16.707	19.915	140.1	25.281	131.0	1:01.903	95.40 2.523 13:01:14.175	
11 -	16.156	19.890	140.1	25.472	129.2	1:01.518	95.99 2.138 13:02:15.693	
12 -	15.987	19.266	142.7	24.862	131.5	1:00.115 (3)	98.23 0.735 13:03:15.808	
13 -	19.678	19.735	140.9	25.203	130.2	1:04.616	91.39 5.236 13:04:20.424	
14 -	15.823	19.432	142.7	24.907	131.0	1:00.162	98.16 0.782 13:05:20.586	
15 -	18.736	23.835	70.9	30.909	101.3	1:13.480	80.37 14.100 13:06:34.066	
16 -	16.661	20.021	129.5	25.525	133.3	1:02.207	94.93 2.827 13:07:36.273	
17 -	16.498	20.108	117.9	27.503	131.7	1:04.109	92.11 4.729 13:08:40.382	
18 -	15.742	19.309	143.0	24.779	132.0	59.830 (2)	98.70 0.450 13:09:40.212	
19 -	15.626	19.161	143.3	24.593	130.2	59.380 (1)	99.45	13:10:39.592

P18	37	Liam DELVES			Yamaha - Team IMR			
IDEAL LAP TIME : 59.500		BEST LAP TIME : 59.671		DIFFERENCE : 0.171				
LAP	SECTOR 1	SECTOR 2	SECTOR 3	LAP TIME	MPH	DIFF	TIME OF DAY	
1 -	OUTLAP	24.293	112.5	29.542	121.5		12:46:30.491	
2 -	17.509	21.162	126.8	27.117	123.1	1:05.788	89.76 6.117 12:47:36.279	
3 -	16.909	20.222	135.2	26.725	128.1	1:03.856	92.48 4.185 12:48:40.135	
4 -	16.221	19.969	138.9	26.030	129.4	1:02.220	94.91 2.549 12:49:42.355	
5 -	16.014	19.754	139.5	25.610	129.4	1:01.378	96.21 1.707 12:50:43.733	
6 -	16.086	19.630	140.9	25.473	130.7	1:01.189	96.51 1.518 12:51:44.922	
7 -	15.736	19.472	141.2	25.407	130.4	1:00.615	97.42 0.944 12:52:45.537	
8 -	15.679	19.564	141.2	25.693	129.7	1:00.936	96.91 1.265 12:53:46.473	
9 -	15.599	19.386	138.9	25.320	129.4	1:00.305	97.92 0.634 12:54:46.778	
10 -	19.086	25.801	124.0	IN PIT		1:16.765	P 76.93 17.094 12:56:03.543	
11 -	OUTLAP	20.686	133.1	25.932	128.4	1:50.871	53.26 51.200 12:57:54.414	
12 -	15.835	19.365	141.2	25.513	130.4	1:00.713	97.27 1.042 12:58:55.127	
13 -	15.606	19.533	138.9	25.119	132.0	1:00.258	98.00 0.587 12:59:55.385	
14 -	15.554	19.355	141.8	25.161	132.5	1:00.070	98.31 0.399 13:00:55.455	
15 -	15.675	19.132	142.1	24.864	131.7	59.671 (1)	98.97	13:01:55.126
16 -	15.606	19.176	140.3	25.029	132.5	59.811 (3)	98.73 0.140 13:02:54.937	
17 -	15.557	19.211	140.3	24.979	132.3	59.747 (2)	98.84 0.076 13:03:54.684	
18 -	16.430	21.520	113.1	IN PIT		1:10.175	P 84.15 10.504 13:05:04.859	
19 -	OUTLAP	22.379	133.6	25.597	130.4	2:42.154	36.42 1:42.483 13:07:47.013	
20 -	15.748	19.329	139.5	25.221	131.0	1:00.298	97.94 0.627 13:08:47.311	
21 -	20.574	20.841	126.1	27.087	132.5	1:08.502	86.21 8.831 13:09:55.813	

Weather / Track : Cloudy / Dry

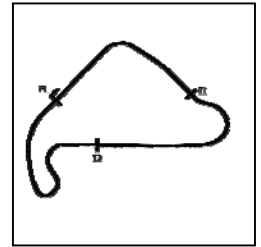
Silverstone National
Circuit Length = 1.6404 miles
Start: 12:45 Flag 13:10 End: 13:11

MCRCB BULLETIN TK135

2018 Bennetts British Superbike Championship - Round 9

2018 Pirelli National Superstock 600 Championship with Black Horse

QUALIFYING - SECTOR ANALYSIS



SECTOR 1 = FL to I1, SECTOR 2 = I1 to I2, SECTOR 3 = I2 to FL, DIFF = Difference To Personal Best Lap, P = Crossed Finish Line in Pit Lane, D = Time Disallowed

P19 6		Conor WHEELER		Yamaha - Conor Wheeler Racing					
IDEAL LAP TIME : 59.476		BEST LAP TIME : 59.735		DIFFERENCE : 0.259					
LAP	SECTOR 1	SECTOR 2		SECTOR 3		LAP TIME	MPH	DIFF	TIME OF DAY
1 -	OUTLAP	22.303	121.7	26.950	126.7				12:48:22.069
2 -	16.526	20.505	129.8	IN PIT		1:12.645	P 81.29	12.910	12:49:34.714
3 -	OUTLAP	20.848	117.1	26.199	127.7	8:57.961	10.97	7:58.226	12:58:32.675
4 -	15.861	19.649	136.9	25.544	127.9	1:01.054	96.72	1.319	12:59:33.729
5 -	15.815	19.574	138.9	25.648	129.4	1:01.037	96.75	1.302	13:00:34.766
6 -	15.643	19.751	135.0	25.382	128.9	1:00.776	97.17	1.041	13:01:35.542
7 -	15.687	19.429	138.0	25.325	130.2	1:00.441	97.70	0.706	13:02:35.983
8 -	15.660	19.310	137.7	25.062	131.2	1:00.032	(3) 98.37	0.297	13:03:36.015
9 -	15.600	19.318	136.9	25.156	125.5	1:00.074	98.30	0.339	13:04:36.089
10 -	15.698	19.068	141.8	25.053	132.0	59.819	(2) 98.72	0.084	13:05:35.908
11 -	15.438	19.327	138.9	24.970	129.4	59.735	(1) 98.86		13:06:35.643
12 -	15.745	19.320	137.5	24.998	131.0	1:00.063	98.32	0.328	13:07:35.706
13 -	15.563	20.309	131.5	25.955	129.2	1:01.827	95.51	2.092	13:08:37.533
14 -	15.906	19.269	138.0	IN PIT		1:08.040	P 86.79	8.305	13:09:45.573

P20 14		Louis VALLELEY		Kawasaki - Pharaoh Racing					
IDEAL LAP TIME : 59.822		BEST LAP TIME : 59.849		DIFFERENCE : 0.027					
LAP	SECTOR 1	SECTOR 2		SECTOR 3		LAP TIME	MPH	DIFF	TIME OF DAY
1 -	OUTLAP	24.114	102.4	32.651	117.6				12:46:42.329
2 -	18.270	21.695	115.7	28.499	125.2	1:08.464	86.25	8.615	12:47:50.793
3 -	17.155	20.966	133.4	26.758	128.4	1:04.879	91.02	5.030	12:48:55.672
4 -	16.362	20.234	134.7	26.256	128.1	1:02.852	93.96	3.003	12:49:58.524
5 -	16.250	19.947	131.0	26.303	127.4	1:02.500	94.49	2.651	12:51:01.024
6 -	15.894	19.719	138.9	25.561	133.3	1:01.174	96.53	1.325	12:52:02.198
7 -	16.073	19.665	140.6	25.847	132.0	1:01.585	95.89	1.736	12:53:03.783
8 -	15.837	19.665	138.9	25.659	130.7	1:01.161	96.55	1.312	12:54:04.944
9 -	15.872	19.692	140.3	25.205	131.7	1:00.769	97.18	0.920	12:55:05.713
10 -	15.778	19.456	141.2	25.146	133.3	1:00.380	(3) 97.80	0.531	12:56:06.093
11 -	15.731	19.588	138.9	IN PIT		1:05.445	P 90.23	5.596	12:57:11.538
12 -	OUTLAP	22.989	136.1	26.101	128.9	2:47.959	35.16	1:48.110	12:59:59.497
13 -	16.245	19.920	138.3	25.293	130.4	1:01.458	96.09	1.609	13:01:00.955
14 -	15.987	19.603	138.3	25.239	130.7	1:00.829	97.08	0.980	13:02:01.784
15 -	15.868	19.646	138.9	25.091	131.5	1:00.605	97.44	0.756	13:03:02.389
16 -	15.777	19.474	139.2	25.358	130.4	1:00.609	97.43	0.760	13:04:02.998
17 -	15.889	19.675	138.9	25.160	130.4	1:00.724	97.25	0.875	13:05:03.722
18 -	15.918	19.672	137.5	IN PIT		1:05.236	P 90.52	5.387	13:06:08.958
19 -	OUTLAP	19.747	139.5	25.264	129.7	2:10.781	45.15	1:10.932	13:08:19.739
20 -	15.739	19.323	139.8	24.787	131.7	59.849	(1) 98.67		13:09:19.588
21 -	15.712	19.349	139.5	24.928	129.2	59.989	(2) 98.44	0.140	13:10:19.577

P21 66		Cameron FRASER		Yamaha - Jones Dorling Racing					
IDEAL LAP TIME : 59.768		BEST LAP TIME : 59.906		DIFFERENCE : 0.138					
LAP	SECTOR 1	SECTOR 2		SECTOR 3		LAP TIME	MPH	DIFF	TIME OF DAY
1 -	OUTLAP	22.570	119.8	31.849	118.2				12:46:42.655
2 -	18.130	21.670	118.7	28.596	125.2	1:08.396	86.34	8.490	12:47:51.051
3 -	17.307	21.029	122.9	26.860	131.0	1:05.196	90.58	5.290	12:48:56.247
4 -	16.196	20.833	120.0	27.795	128.9	1:04.824	91.10	4.918	12:50:01.071
5 -	15.857	19.479	140.3	25.362	133.1	1:00.698	97.29	0.792	12:51:01.769
6 -	15.529	19.488	137.7	25.539	134.4	1:00.556	97.52	0.650	12:52:02.325
7 -	15.786	19.567	140.1	25.647	132.5	1:01.000	96.81	1.094	12:53:03.325
8 -	15.797	19.199	142.7	25.397	133.1	1:00.393	97.78	0.487	12:54:03.718
9 -	15.525	19.388	140.6	25.838	130.7	1:00.751	97.21	0.845	12:55:04.469
10 -	15.666	19.209	141.5	25.498	131.7	1:00.373	(3) 97.81	0.467	12:56:04.842
11 -	15.628	19.148	141.5	25.130	129.9	59.906	(1) 98.58		12:57:04.748
12 -	15.691	19.247	142.7	25.212	131.7	1:00.150	(2) 98.18	0.244	12:58:04.898

Weather / Track : Cloudy / Dry

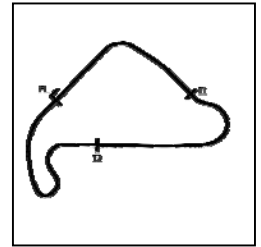
Silverstone National
Circuit Length = 1.6404 miles
Start: 12:45 Flag 13:10 End: 13:11

MCRCB BULLETIN TK135

2018 Bennetts British Superbike Championship - Round 9

2018 Pirelli National Superstock 600 Championship with Black Horse

QUALIFYING - SECTOR ANALYSIS



SECTOR 1 = FL to I1, SECTOR 2 = I1 to I2, SECTOR 3 = I2 to FL, DIFF = Difference To Personal Best Lap, P = Crossed Finish Line in Pit Lane, D = Time Disallowed

P22 44		Ewan POTTER				Yamaha - Jones Dorling Racing		
IDEAL LAP TIME : 59.967		BEST LAP TIME : 1:00.007		DIFFERENCE : 0.040				
LAP	SECTOR 1	SECTOR 2	SECTOR 3	LAP TIME	MPH	DIFF	TIME OF DAY	
1 -	OUTLAP	22.970	101.8	32.540	117.8		12:46:42.402	
2 -	18.305	21.604	121.3	28.330	121.7	1:08.239	86.54 8.232 12:47:50.641	
3 -	17.498	20.947	123.8	26.820	130.4	1:05.265	90.48 5.258 12:48:55.906	
4 -	16.345	20.094	133.1	26.516	129.4	1:02.955	93.80 2.948 12:49:58.861	
5 -	16.171	19.629	138.0	25.676	129.4	1:01.476	96.06 1.469 12:51:00.337	
6 -	16.065	19.661	139.5	25.781	129.7	1:01.507	96.01 1.500 12:52:01.844	
7 -	16.063	19.574	138.9	25.709	129.9	1:01.346	96.26 1.339 12:53:03.190	
8 -	16.008	19.443	140.9	25.490	133.3	1:00.941	96.90 0.934 12:54:04.131	
9 -	15.716	19.128	142.4	25.870	128.1	1:00.714	97.27 0.707 12:55:04.845	
10 -	16.010	19.415	142.1	25.308	133.6	1:00.733	97.23 0.726 12:56:05.578	
11 -	15.994	19.378	140.6	IN PIT		1:06.617 P	88.65 6.610 12:57:12.195	
12 -	OUTLAP	20.109	136.3	25.850	125.7	2:52.417	34.25 1:52.410 13:00:04.612	
13 -	16.200	19.369	139.8	25.413	129.4	1:00.982	96.84 0.975 13:01:05.594	
14 -	15.832	19.309	139.5	25.425	128.1	1:00.566	97.50 0.559 13:02:06.160	
15 -	15.882	19.363	140.9	26.760	128.4	1:02.005	95.24 1.998 13:03:08.165	
16 -	15.831	19.276	141.8	25.456	129.4	1:00.563	97.51 0.556 13:04:08.728	
17 -	15.857	19.428	142.4	25.253	132.8	1:00.538	97.55 0.531 13:05:09.266	
18 -	15.707	19.168	142.7	25.132	131.5	1:00.007 (1)	98.41 13:06:09.273	
19 -	15.775	19.288	142.1	25.344	126.9	1:00.407 (3)	97.76 0.400 13:07:09.680	
20 -	15.816	19.526	140.3	25.426	129.4	1:00.768	97.18 0.761 13:08:10.448	
21 -	15.842	19.287	142.7	25.231	133.9	1:00.360 (2)	97.84 0.353 13:09:10.808	
22 -	16.024	19.371	141.2	25.406	128.1	1:00.801	97.13 0.794 13:10:11.609	

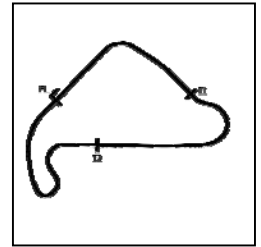
P23 27		Jamie ASHBY				Yamaha - JPA Racing / Davison Transport		
IDEAL LAP TIME : 1:00.118		BEST LAP TIME : 1:00.441		DIFFERENCE : 0.323				
LAP	SECTOR 1	SECTOR 2	SECTOR 3	LAP TIME	MPH	DIFF	TIME OF DAY	
1 -	OUTLAP	23.809	111.6	31.150	114.3		12:46:23.053	
2 -	17.678	21.441	114.5	28.779	122.6	1:07.898	86.97 7.457 12:47:30.951	
3 -	16.805	20.484	124.2	28.096	125.7	1:05.385	90.32 4.944 12:48:36.336	
4 -	16.559	20.387	133.9	26.804	127.4	1:03.750	92.63 3.309 12:49:40.086	
5 -	16.411	20.424	131.8	26.703	124.7	1:03.538	92.94 3.097 12:50:43.624	
6 -	16.462	20.144	134.2	26.743	128.9	1:03.349	93.22 2.908 12:51:46.973	
7 -	16.114	19.801	134.4	26.125	130.7	1:02.040	95.19 1.599 12:52:49.013	
8 -	15.943	19.869	134.2	26.178	125.9	1:01.990	95.26 1.549 12:53:51.003	
9 -	16.017	19.871	133.4	IN PIT		1:08.208 P	86.58 7.767 12:54:59.211	
10 -	OUTLAP	24.238	127.8	27.643	122.6	2:48.017	35.14 1:47.576 12:57:47.228	
11 -	16.739	20.578	139.5	26.135	125.7	1:03.452	93.07 3.011 12:58:50.680	
12 -	16.164	19.859	138.6	25.807	129.2	1:01.830	95.51 1.389 12:59:52.510	
13 -	15.935	19.844	139.5	25.689	128.1	1:01.468	96.07 1.027 13:00:53.978	
14 -	15.911	19.594	139.8	25.592	127.4	1:01.097	96.66 0.656 13:01:55.075	
15 -	15.892	19.459	139.8	25.122	131.2	1:00.473 (2)	97.65 0.032 13:02:55.548	
16 -	15.709	19.404	138.3	25.948	128.9	1:01.061	96.71 0.620 13:03:56.609	
17 -	15.996	19.860	140.3	25.803	127.2	1:01.659	95.77 1.218 13:04:58.268	
18 -	15.851	19.528	140.9	25.509	129.2	1:00.888	96.99 0.447 13:05:59.156	
19 -	15.775	19.660	139.2	25.459	132.8	1:00.894	96.98 0.453 13:07:00.050	
20 -	15.606	19.474	138.0	25.361	131.7	1:00.441 (1)	97.70 13:08:00.491	
21 -	15.673	19.390	142.4	25.547	128.1	1:00.610 (3)	97.43 0.169 13:09:01.101	
22 -	15.684	19.398	141.2	25.690	125.7	1:00.772	97.17 0.331 13:10:01.873	

P24 85		Jordan MCCORD				Yamaha - AJM Sales Ltd / Reid Engineering		
IDEAL LAP TIME : 1:00.285		BEST LAP TIME : 1:00.591		DIFFERENCE : 0.306				
LAP	SECTOR 1	SECTOR 2	SECTOR 3	LAP TIME	MPH	DIFF	TIME OF DAY	
1 -	OUTLAP	24.391	108.7	30.756	116.3		12:46:15.098	
2 -	17.476	21.499	126.8	27.580	125.0	1:06.555	88.73 5.964 12:47:21.653	
3 -	16.369	20.105	130.5	26.821	123.3	1:03.295	93.30 2.704 12:48:24.948	
4 -	16.389	20.298	132.3	26.280	125.9	1:02.967	93.78 2.376 12:49:27.915	
5 -	16.097	20.078	135.5	25.545	128.9	1:01.720	95.68 1.129 12:50:29.635	
6 -	15.932	19.734	138.3	25.741	128.4	1:01.407	96.17 0.816 12:51:31.042	

Weather / Track : Cloudy / Dry

Silverstone National
Circuit Length = 1.6404 miles
Start: 12:45 Flag 13:10 End: 13:11

QUALIFYING - SECTOR ANALYSIS



SECTOR 1 = FL to I1, SECTOR 2 = I1 to I2, SECTOR 3 = I2 to FL, DIFF = Difference To Personal Best Lap, P = Crossed Finish Line in Pit Lane, D = Time Disallowed

7 -	16.106	19.764	136.6	25.624	128.1	1:01.494	96.03	0.903	12:52:32.536
8 -	16.015	19.624	133.4	25.349	131.2	1:00.988	96.83	0.397	12:53:33.524
9 -	16.335	20.344	136.6	25.931	127.9	1:02.610	94.32	2.019	12:54:36.134
10 -	16.211	19.908	135.5	25.872	127.4	1:01.991	95.26	1.400	12:55:38.125
11 -	16.151	19.513	136.3	25.239	130.4	1:00.903 (3)	96.96	0.312	12:56:39.028
12 -	16.396	20.019	127.8	25.458	128.7	1:01.873	95.44	1.282	12:57:40.901
13 -	15.789	19.670	135.2	25.602	124.3	1:01.061	96.71	0.470	12:58:41.962
14 -	16.210	19.859	136.9	25.845	127.2	1:01.914	95.38	1.323	12:59:43.876
15 -	16.881	24.396	92.8	IN PIT		1:29.389 P	66.06	28.798	13:01:13.265
16 -	OUTLAP	22.936	127.8	25.410	130.4	2:03.317	47.89	1:02.726	13:03:16.582
17 -	16.242	19.963	134.7	25.640	126.9	1:01.845	95.49	1.254	13:04:18.427
18 -	15.989	19.605	135.0	26.323	127.2	1:01.917	95.38	1.326	13:05:20.344
19 -	16.016	19.824	136.1	25.346	126.7	1:01.186	96.51	0.595	13:06:21.530
20 -	15.956	19.582	137.2	25.053	131.2	1:00.591 (1)	97.46		13:07:22.121
21 -	15.719	19.847	137.2	25.113	129.7	1:00.679 (2)	97.32	0.088	13:08:22.800
22 -	15.906	19.778	137.7	25.734	127.7	1:01.418	96.15	0.827	13:09:24.218
23 -	15.894	19.824	136.1	25.945	127.4	1:01.663	95.77	1.072	13:10:25.881

P25	55	Kevin KEYES	Kawasaki - Team #109						
IDEAL LAP TIME : 1:01.123		BEST LAP TIME : 1:01.193		DIFFERENCE : 0.070					
LAP	SECTOR 1	SECTOR 2	SECTOR 3	LAP TIME	MPH	DIFF	TIME OF DAY		
1 -	OUTLAP	23.104	112.9	30.260	121.5		12:46:21.891		
2 -	16.965	20.838	117.7	28.730	124.7	1:06.533 (3)	88.76	5.340	12:47:28.424
3 -	16.575	19.780	134.4	25.522	128.7	1:01.877 (2)	95.44	0.684	12:48:30.301
4 -	16.030	19.815	133.4	25.348	127.4	1:01.193 (1)	96.50		12:49:31.494
5 -	15.995	20.047	134.7	IN PIT		1:09.398 P	85.09	8.205	12:50:40.892

P26	47	Angus GOUGH	Yamaha - G Fab Racing						
IDEAL LAP TIME : 1:01.898		BEST LAP TIME : 1:02.495		DIFFERENCE : 0.597					
LAP	SECTOR 1	SECTOR 2	SECTOR 3	LAP TIME	MPH	DIFF	TIME OF DAY		
1 -	OUTLAP	23.904	111.1	29.452	120.8		12:46:13.795		
2 -	16.870	20.938	135.2	26.973	126.4	1:04.781	91.16	2.286	12:47:18.576
3 -	16.206	20.419	129.0	26.069	128.4	1:02.694 (2)	94.19	0.199	12:48:21.270
4 -	16.082	19.756	140.1	28.396	111.0	1:04.234	91.93	1.739	12:49:25.504
5 -	17.689	21.964	110.1	IN PIT		1:16.545 P	77.15	14.050	12:50:42.049
6 -	OUTLAP	22.018	120.4	27.824	120.0	1:56.796	8.23	10:54.301	13:02:38.845
7 -	16.587	20.536	127.8	26.655	126.7	1:03.778	92.59	1.283	13:03:42.623
8 -	16.474	20.114	140.1	27.182	123.3	1:03.770	92.60	1.275	13:04:46.393
9 -	16.571	20.182	131.3	26.174	125.2	1:02.927	93.84	0.432	13:05:49.320
10 -	16.300	20.000	141.2	26.697	125.7	1:02.997	93.74	0.502	13:06:52.317
11 -	16.303	19.828	140.3	26.364	125.2	1:02.495 (1)	94.49		13:07:54.812
12 -	16.639	20.033	140.3	26.155	126.2	1:02.827 (3)	93.99	0.332	13:08:57.639
13 -	18.331	19.747	140.6	26.089	125.5	1:04.167	92.03	1.672	13:10:01.806

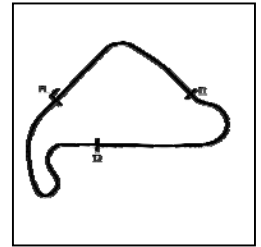
P27	69	Caolán IRWIN	Yamaha - Irwin Racing						
IDEAL LAP TIME : 1:02.277		BEST LAP TIME : 1:02.749		DIFFERENCE : 0.472					
LAP	SECTOR 1	SECTOR 2	SECTOR 3	LAP TIME	MPH	DIFF	TIME OF DAY		
1 -	OUTLAP	23.065	104.8	30.362	121.1		12:46:22.470		
2 -	17.238	20.864	122.4	28.345	124.3	1:06.447 (2)	88.87	3.698	12:47:28.917
3 -	16.583	21.683	112.7	IN PIT		1:16.909 P	76.78	14.160	12:48:45.826
4 -	OUTLAP	21.254	127.5	26.911	124.3	3:44.643	26.28	2:41.894	12:52:30.469
5 -	16.909	20.042	134.2	25.798	128.1	1:02.749 (1)	94.11		12:53:33.218
6 -	16.437	22.212	115.9	IN PIT		1:13.964 P	79.84	11.215	12:54:47.182
7 -	OUTLAP	23.519	130.0	32.516	89.4	15:37.829	6.29	14:35.080	13:10:25.011

P28	4	Connor MOODY	Kawasaki - Steelmate Racing						
IDEAL LAP TIME : 1:03.005		BEST LAP TIME : 1:03.250		DIFFERENCE : 0.245					
LAP	SECTOR 1	SECTOR 2	SECTOR 3	LAP TIME	MPH	DIFF	TIME OF DAY		
1 -	OUTLAP	22.795	118.5	28.291	121.7		12:47:59.743		
2 -	16.730	20.984	126.3	27.470	122.9	1:05.184	90.59	1.934	12:49:04.927

Weather / Track : Cloudy / Dry

Silverstone National
Circuit Length = 1.6404 miles
Start: 12:45 Flag 13:10 End: 13:11

QUALIFYING - SECTOR ANALYSIS



SECTOR 1 = FL to I1, SECTOR 2 = I1 to I2, SECTOR 3 = I2 to FL, DIFF = Difference To Personal Best Lap, P = Crossed Finish Line in Pit Lane, D = Time Disallowed

3 -	16.714	20.772	130.3	27.095	124.7	1:04.581	91.44	1.331	12:50:09.508
4 -	16.688	20.786	125.9	26.847	126.7	1:04.321	91.81	1.071	12:51:13.829
5 -	16.376	20.489	125.6	26.385	127.9	1:03.250 (1)	93.37		12:52:17.079
6 -	16.447	20.625	126.3	26.555	126.4	1:03.627 (2)	92.81	0.377	12:53:20.706
7 -	16.360	20.260	131.3	IN PIT		1:12.235 P	81.75	8.985	12:54:32.941
8 -	OUTLAP	22.288	128.8	27.742	121.1	3:13.784	30.47	2:10.534	12:57:46.725
9 -	17.052	21.297	134.2	27.816	118.0	1:06.165	89.25	2.915	12:58:52.890
10 -	16.995	20.838	122.0	27.582	123.1	1:05.415	90.28	2.165	12:59:58.305
11 -	16.979	20.725	128.3	27.125	123.6	1:04.829	91.09	1.579	13:01:03.134
12 -	16.797	20.918	125.4	27.266	124.7	1:04.981	90.88	1.731	13:02:08.115
13 -	16.526	20.766	132.1	26.860	124.3	1:04.152	92.05	0.902	13:03:12.267
14 -	16.630	20.649	127.0	26.855	123.6	1:04.134	92.08	0.884	13:04:16.401
15 -	16.633	20.616	133.6	26.839	125.5	1:04.088 (3)	92.14	0.838	13:05:20.489
16 -	16.756	20.652	130.8	26.996	122.9	1:04.404	91.69	1.154	13:06:24.893
17 -	16.661	21.410	122.4	30.819	123.6	1:08.890	85.72	5.640	13:07:33.783
18 -	16.620	20.769	132.1	27.109	125.7	1:04.498	91.56	1.248	13:08:38.281
19 -	16.433	20.651	134.2	27.128	124.5	1:04.212	91.97	0.962	13:09:42.493
20 -	16.647	20.740	132.1	27.034	126.2	1:04.421	91.67	1.171	13:10:46.914

P29 15		Kurtis BUTLER		Kawasaki - 3vk					
IDEAL LAP TIME : 1:02.630		BEST LAP TIME : 1:04.485		DIFFERENCE : 1.855					
LAP	SECTOR 1	SECTOR 2		SECTOR 3		LAP TIME	MPH	DIFF	TIME OF DAY
1 -	OUTLAP	24.793	102.7	31.325	117.4				12:46:18.797
2 -	18.172	22.346	119.1	28.951	123.6	1:09.469 (2)	85.01	4.984	12:47:28.266
3 -	17.306	20.973	127.0	26.206	131.5	1:04.485 (1)	91.58		12:48:32.751

MCRCB BULLETIN TK136**2018 Bennetts British Superbike Championship - Round 9****2018 Pirelli National Superstock 600 Championship with Black Horse****QUALIFYING - BEST SECTORS**

SECTOR 1			SECTOR 2			SECTOR 3			IDEAL / BEST COMPARISON						
POS	NO	NAME	TIME	NO	NAME	TIME	NO	NAME	TIME	POS	NO	NAME	IDEAL	BEST	DIFF
												PERFECT LAP	57.394		
1	11	SKINNER	15.027	11	SKINNER	18.602	21	VICKERS	23.765	1	11	SKINNER	57.397	57.428	0.031
2	5	CLARKE	15.092	21	VICKERS	18.771	11	SKINNER	23.768	2	21	VICKERS	57.655	57.714	0.059
3	21	VICKERS	15.119	75	MCGREEVY	18.799	99	LUXTON	24.003	3	99	LUXTON	58.059	58.333	0.274
4	41	WARD	15.216	9	CLIFFORD	18.806	41	WARD	24.022	4	41	WARD	58.090	58.208	0.118
5	99	LUXTON	15.223	99	LUXTON	18.833	75	MCGREEVY	24.078	5	75	MCGREEVY	58.113	58.231	0.118
6	9	CLIFFORD	15.224	12	NAGY	18.845	2	TOMS	24.078	6	9	CLIFFORD	58.134	58.309	0.175
7	75	MCGREEVY	15.236	41	WARD	18.852	9	CLIFFORD	24.104	7	2	TOMS	58.311	58.311	0.000
8	58	LEE	15.324	10	SHELDON-SHAW	18.882	10	SHELDON-SHAW	24.254	8	5	CLARKE	58.413	58.610	0.197
9	2	TOMS	15.346	2	TOMS	18.887	5	CLARKE	24.278	9	10	SHELDON-SHAW	58.508	58.551	0.043
10	26	HARTGROVE	15.352	26	HARTGROVE	18.955	32	PIPER	24.325	10	32	PIPER	58.849	59.172	0.323
11	10	SHELDON-SHAW	15.372	8	NEWSTEAD	19.037	17	WOOD	24.440	11	26	HARTGROVE	58.856	58.950	0.094
12	19	ALDERSON	15.372	5	CLARKE	19.043	19	ALDERSON	24.448	12	12	NAGY	58.859	59.126	0.267
13	32	PIPER	15.436	17	WOOD	19.058	8	NEWSTEAD	24.517	13	19	ALDERSON	58.953	59.027	0.074
14	6	WHEELER	15.438	6	WHEELER	19.068	12	NAGY	24.531	14	17	WOOD	58.984	59.133	0.149
15	12	NAGY	15.483	32	PIPER	19.088	26	HARTGROVE	24.549	15	58	LEE	59.128	59.180	0.052
16	17	WOOD	15.486	37	DELVES	19.105	7	WRIGHT	24.593	16	8	NEWSTEAD	59.154	59.211	0.057
17	66	FRASER	15.525	66	FRASER	19.113	58	LEE	24.622	17	7	WRIGHT	59.380	59.380	0.000
18	37	DELVES	15.531	44	POTTER	19.128	14	VALLELEY	24.787	18	6	WHEELER	59.476	59.735	0.259
19	8	NEWSTEAD	15.600	19	ALDERSON	19.133	37	DELVES	24.864	19	37	DELVES	59.500	59.671	0.171
20	27	ASHBY	15.606	7	WRIGHT	19.161	6	WHEELER	24.970	20	66	FRASER	59.768	59.906	0.138
21	7	WRIGHT	15.626	58	LEE	19.182	85	MCCORD	25.053	21	14	VALLELEY	59.822	59.849	0.027
22	44	POTTER	15.707	14	VALLELEY	19.323	27	ASHBY	25.122	22	44	POTTER	59.967	1:00.007	0.040
23	14	VALLELEY	15.712	27	ASHBY	19.390	66	FRASER	25.130	23	27	ASHBY	1:00.118	1:00.441	0.323
24	85	MCCORD	15.719	85	MCCORD	19.513	44	POTTER	25.132	24	85	MCCORD	1:00.285	1:00.591	0.306
25	55	KEYES	15.995	47	GOUGH	19.747	55	KEYES	25.348	25	55	KEYES	1:01.123	1:01.193	0.070
26	47	GOUGH	16.082	55	KEYES	19.780	69	IRWIN	25.798	26	47	GOUGH	1:01.898	1:02.495	0.597
27	4	MOODY	16.360	15	BUTLER	19.894	47	GOUGH	26.069	27	69	IRWIN	1:02.277	1:02.749	0.472
28	69	IRWIN	16.437	69	IRWIN	20.042	15	BUTLER	26.206	28	15	BUTLER	1:02.630	1:04.485	1.855
29	15	BUTLER	16.530	4	MOODY	20.260	4	MOODY	26.385	29	4	MOODY	1:03.005	1:03.250	0.245

Weather / Track : Cloudy / Dry

Silverstone National

Circuit Length = 1.6404 miles

Start: 12:45 Flag 13:10 End: 13:11

Results can be found at www.tsl-timing.com

Printed - 13:14 Saturday, 08 September 2018

MCRCB BULLETIN TK137**2018 Bennetts British Superbike Championship - Round 9****2018 Pirelli National Superstock 600 Championship with Black Horse****QUALIFYING - BEST SPEEDS**

POS	INTERMEDIATE 1			INTERMEDIATE 2			FINISH LINE		
	NO	NAME	MPH	NO	NAME	MPH	NO	NAME	MPH
1				11	SKINNER	147.8	9	CLIFFORD	138.7
2				21	VICKERS	144.9	11	SKINNER	138.4
3				9	CLIFFORD	144.6	21	VICKERS	137.8
4				17	WOOD	144.3	41	WARD	137.2
5				5	CLARKE	144.0	58	LEE	137.0
6				99	LUXTON	143.7	99	LUXTON	136.1
7				2	TOMS	143.3	75	MCGREEVY	135.5
8				58	LEE	143.3	10	SHELDON-SHAW	135.3
9				7	WRIGHT	143.3	5	CLARKE	135.3
10				41	WARD	142.7	26	HARTGROVE	134.7
11				75	MCGREEVY	142.7	2	TOMS	134.4
12				8	NEWSTEAD	142.7	66	FRASER	134.4
13				66	FRASER	142.7	19	ALDERSON	134.2
14				44	POTTER	142.7	12	NAGY	133.9
15				12	NAGY	142.4	44	POTTER	133.9
16				32	PIPER	142.4	17	WOOD	133.3
17				27	ASHBY	142.4	32	PIPER	133.3
18				37	DELVES	142.1	7	WRIGHT	133.3
19				10	SHELDON-SHAW	141.8	14	VALLELEY	133.3
20				19	ALDERSON	141.8	8	NEWSTEAD	132.8
21				6	WHEELER	141.8	27	ASHBY	132.8
22				14	VALLELEY	141.2	37	DELVES	132.5
23				47	GOUGH	141.2	6	WHEELER	132.0
24				15	BUTLER	138.9	15	BUTLER	131.5
25				85	MCCORD	138.3	85	MCCORD	131.2
26				26	HARTGROVE	137.2	55	KEYES	128.7
27				55	KEYES	134.7	47	GOUGH	128.4
28				69	IRWIN	134.2	69	IRWIN	128.1
29				4	MOODY	134.2	4	MOODY	127.9

Weather / Track : Cloudy / Dry

Results can be found at www.tsl-timing.comSilverstone National
Circuit Length = 1.6404 miles
Start: 12:45 Flag 13:10 End: 13:11

Printed - 13:15 Saturday, 08 September 2018

MCRCB BULLETIN TK138

2018 Bennetts British Superbike Championship - Round 9

2018 Pirelli National Superstock 600 Championship with Black Horse

QUALIFYING - FASTEST LAP SEQUENCE

SESS. TIME	NO	NAME	ENTRY	TIME	MPH	LAP
2:05.996	21	Ryan VICKERS	Yamaha - Mototechniks Yamaha	1:00.880	97.00	2
3:05.054	21	Ryan VICKERS	Yamaha - Mototechniks Yamaha	59.058	99.99	3
4:03.661	21	Ryan VICKERS	Yamaha - Mototechniks Yamaha	58.606	100.76	4
5:02.198	21	Ryan VICKERS	Yamaha - Mototechniks Yamaha	58.541	100.88	5
6:15.334	11	Rory SKINNER	Kawasaki - Bennetts Tokheim Kirkcaldy Kawasaki	58.186	101.49	6
9:08.307	21	Ryan VICKERS	Yamaha - Mototechniks Yamaha	58.023	101.78	9
9:09.282	11	Rory SKINNER	Kawasaki - Bennetts Tokheim Kirkcaldy Kawasaki	57.428	102.83	9

Weather / Track : Cloudy / Dry

Results can be found at www.tsl-timing.com

Silverstone National
Circuit Length = 1.6404 miles
Start: 12:45 Flag 13:10 End: 13:11

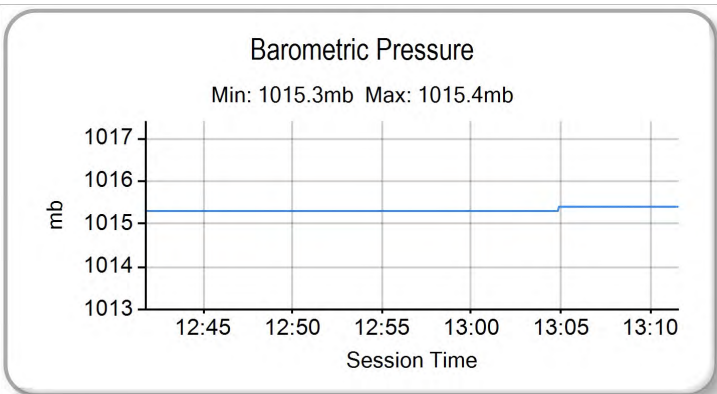
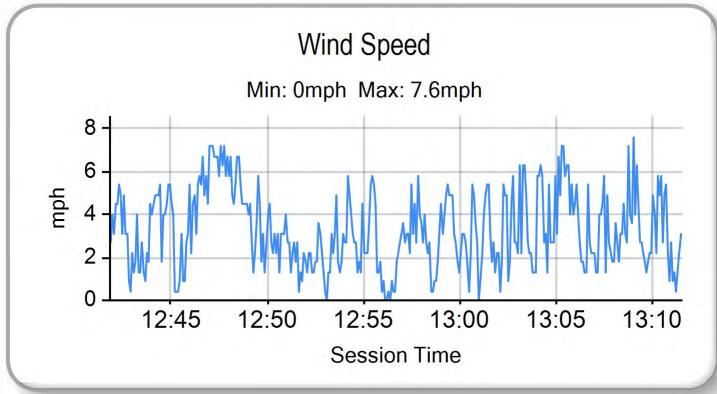
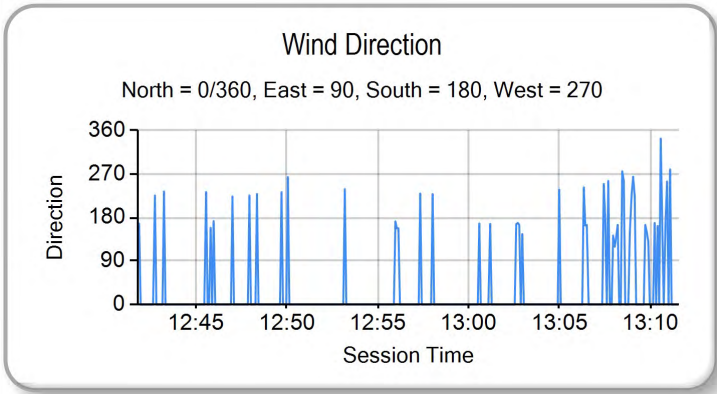
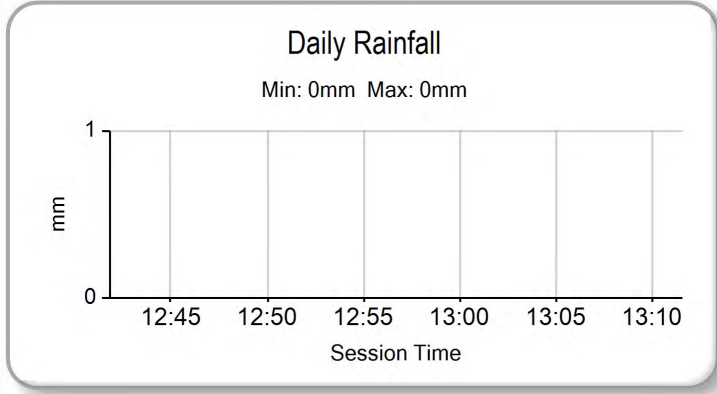
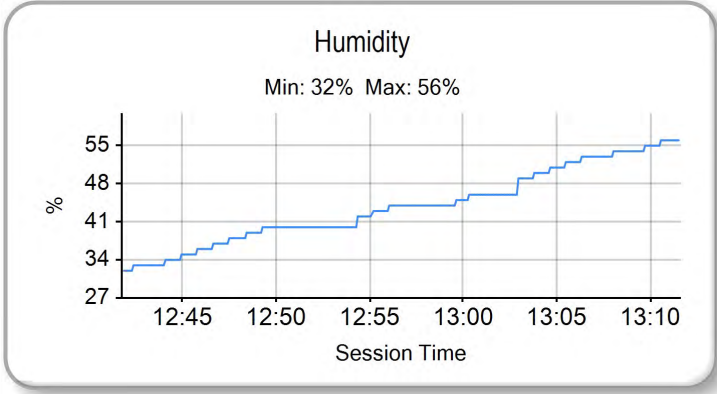
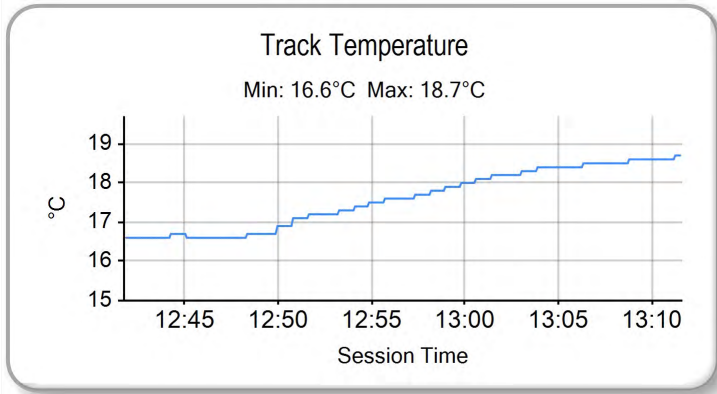
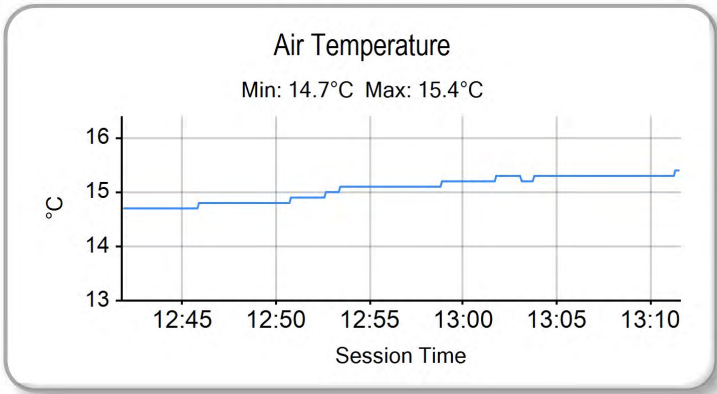
Printed - 13:15 Saturday, 08 September 2018

MCRCB BULLETIN TK139

2018 Bennetts British Superbike Championship - Round 9

2018 Pirelli National Superstock 600 Championship with Black Horse

QUALIFYING - WEATHER CONDITIONS



Weather / Track : Cloudy / Dry

Results can be found at www.tsl-timing.com

Silverstone National
Circuit Length = 1.6404 miles
Start: 12:45 Flag 13:10 End: 13:11

Printed - 13:16 Saturday, 08 September 2018



RACE 7 - PROVISIONAL GRID (22 Laps)

ROW 10	29	15	1:04.485	Kurtis BUTLER	28	4	1:03.250	Connor MOODY				
ROW 9	27	69	1:02.749	Caolán IRWIN	26	47	1:02.495	Angus GOUGH	25	55	1:01.193	Kevin KEYES
ROW 8	24	85	1:00.591	Jordan MCCORD	23	27	1:00.441	Jamie ASHBY	22	44	1:00.007	Ewan POTTER
ROW 7	21	66	59.906	Cameron FRASER	20	14	59.849	Louis VALLELEY	19	6	59.735	Conor WHEELER
ROW 6	18	37	59.671	Liam DELVES	17	7	59.380	Aaron WRIGHT	16	8	59.211	Grant NEWSTEAD
ROW 5	15	58	59.180	Cameron LEE	14	32	59.172	Mark PIPER	13	17	59.133	Josh WOOD
ROW 4	12	12	59.126	James NAGY	11	19	59.027	James ALDERSON	10	26	58.950	Adam HARTGROVE
ROW 3	9	5	58.610	Aaron CLARKE	8	10	58.551	Joe SHELDON-SHAW	7	99	58.333	Ben LUXTON
ROW 2	6	2	58.311	TJ TOMS	5	9	58.309	Aaron CLIFFORD	4	75	58.231	Korie MCGREEVY
ROW 1	3	41	58.208	Milo WARD	2	21	57.714	Ryan VICKERS	1	11	57.428	Rory SKINNER
Pole												

Silverstone National
Circuit Length = 1.6404 miles

These results are provisional until the conclusion of any judicial and technical matters.

Race Director :	Stewards :	Timekeeper :
-----------------	------------	--------------

Results can be found at www.britishsuperbike.com

Printed - 13:15 Saturday, 08 September 2018



WARM UP - CLASSIFICATION

POS	NO	NAME	ENTRY	TIME	ON	LAPS	GAP	DIFF	MPH
1	11	Rory SKINNER	Kawasaki - Bennetts Tokheim Kirkcaldy Kawasaki	57.893	4	9			102.01
2	21	Ryan VICKERS	Yamaha - Mototechniks Yamaha	58.132	7	9	0.239	0.239	101.59
3	9	Aaron CLIFFORD	Yamaha - Clifford Racing	58.335	9	9	0.442	0.203	101.23
4	75	Korie MCGREEVY	Triumph - Century Racing	58.357	5	8	0.464	0.022	101.19
5	10	Joe SHELDON-SHAW	Kawasaki - Via Moto Racing	58.515	6	8	0.622	0.158	100.92
6	2	TJ TOMS	Kawasaki - Squidge Racing	58.726	8	8	0.833	0.211	100.56
7	41	Milo WARD	Kawasaki - G & S Racing	58.740	7	8	0.847	0.014	100.53
8	55	Kevin KEYES	Kawasaki - Team #109	58.775	6	9	0.882	0.035	100.47
9	58	Cameron LEE	Yamaha - Allied Motorsport	58.796	8	9	0.903	0.021	100.44
10	5	Aaron CLARKE	Yamaha - Draper Racing	58.880	6	9	0.987	0.084	100.30
11	99	Ben LUXTON	Kawasaki - G & S Racing	58.950	4	8	1.057	0.070	100.18
12	14	Louis VALLELEY	Kawasaki - Pharaoh Racing	59.036	7	8	1.143	0.086	100.03
13	32	Mark PIPER	Yamaha - Pied Piper Racing	59.242	4	8	1.349	0.206	99.68
14	8	Grant NEWSTEAD	Yamaha - Morgan Price / Tinklers Racing	59.452	8	8	1.559	0.210	99.33
15	17	Josh WOOD	Kawasaki - Wood Racing	59.572	6	8	1.679	0.120	99.13
16	7	Aaron WRIGHT	Yamaha - Jezaro.com	59.675	7	7	1.782	0.103	98.96
17	12	James NAGY	Kawasaki - Steelmate Racing	59.792	6	8	1.899	0.117	98.77
18	44	Ewan POTTER	Yamaha - Jones Dorling Racing	59.989	7	8	2.096	0.197	98.44
19	26	Adam HARTGROVE	Yamaha - Adam Hartgrove Racing	1:00.414	7	8	2.521	0.425	97.75
20	85	Jordan MCCORD	Yamaha - AJM Sales Ltd / Reid Engineering	1:00.532	8	8	2.639	0.118	97.56
21	15	Kurtis BUTLER	Kawasaki - 3vk	1:00.545	5	8	2.652	0.013	97.54
22	66	Cameron FRASER	Yamaha - Jones Dorling Racing	1:00.597	6	8	2.704	0.052	97.45
23	27	Jamie ASHBY	Yamaha - JPA Racing / Davison Transport	1:00.626	8	8	2.733	0.029	97.41
24	19	James ALDERSON	Triumph - R Alderson & Sons Racing	1:00.652	3	4	2.759	0.026	97.36
25	6	Conor WHEELER	Yamaha - Conor Wheeler Racing	1:00.882	3	8	2.989	0.230	97.00
26	47	Angus GOUGH	Yamaha - G Fab Racing	1:01.655	8	8	3.762	0.773	95.78
27	4	Connor MOODY	Kawasaki - Steelmate Racing	1:01.920	6	8	4.027	0.265	95.37
28	37	Liam DELVES	Yamaha - Team IMR			1			

Weather / Track : Cloudy / Dry

These results are provisional until the conclusion of any judicial and technical matters.

Silverstone National

Circuit Length = 1.6404 miles

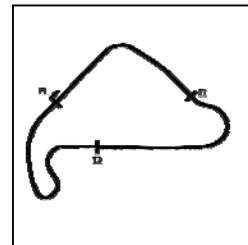
Start: 08:59 Flag 09:07 End: 09:09

Race Director :	Stewards :	Timekeeper :
-----------------	------------	--------------

Results can be found at www.britishsuperbike.com

Printed - 09:09 Sunday, 09 September 2018

WARM UP - SECTOR ANALYSIS



SECTOR 1 = FL to I1, SECTOR 2 = I1 to I2, SECTOR 3 = I2 to FL, DIFF = Difference To Personal Best Lap, P = Crossed Finish Line in Pit Lane, D = Time Disallowed

P1 11		Rory SKINNER				Kawasaki - Bennetts Tokheim Kirkcaldy Kawasaki			
IDEAL LAP TIME : 57.846		BEST LAP TIME : 57.893		DIFFERENCE : 0.047					
LAP	SECTOR 1	SECTOR 2		SECTOR 3		LAP TIME	MPH	DIFF	TIME OF DAY
1 -	OUTLAP	21.374	130.0	25.424	133.9				09:01:06.636
2 -	15.509	19.662	148.4	24.261	136.1	59.432	99.36	1.539	09:02:06.068
3 -	15.236	18.870	146.5	24.099	137.8	58.205	101.46	0.312	09:03:04.273
4 -	15.226	18.776	147.8	23.891	137.8	57.893 (1)	102.01		09:04:02.166
5 -	15.179	18.858	147.4	24.572	137.2	58.609	100.76	0.716	09:05:00.775
6 -	15.210	18.869	145.8	23.982	137.5	58.061 (3)	101.71	0.168	09:05:58.836
7 -	15.199	18.777	147.1	23.975	135.3	57.951 (2)	101.90	0.058	09:06:56.787
8 -	15.372	18.822	147.1	24.005	135.8	58.199	101.47	0.306	09:07:54.986
9 -	15.838	18.997	146.5	24.129	135.5	58.964	100.15	1.071	09:08:53.950

P2 21		Ryan VICKERS				Yamaha - Mototechniks Yamaha			
IDEAL LAP TIME : 57.975		BEST LAP TIME : 58.132		DIFFERENCE : 0.157					
LAP	SECTOR 1	SECTOR 2		SECTOR 3		LAP TIME	MPH	DIFF	TIME OF DAY
1 -	OUTLAP	20.167	135.0	25.603	135.3				09:01:01.095
2 -	15.911	19.327	143.7	25.018	135.0	1:00.256	98.00	2.124	09:02:01.351
3 -	15.432	18.871	144.0	24.361	135.3	58.664	100.66	0.532	09:03:00.015
4 -	15.384	18.923	144.9	24.141	135.8	58.448	101.04	0.316	09:03:58.463
5 -	15.328	18.826	144.6	24.242	136.4	58.396	101.13	0.264	09:04:56.859
6 -	15.260	18.751	144.6	24.169	135.8	58.180	101.50	0.048	09:05:55.039
7 -	15.309	18.849	144.3	23.974	135.8	58.132 (1)	101.59		09:06:53.171
8 -	15.337	18.807	144.3	24.023	135.5	58.167 (2)	101.52	0.035	09:07:51.338
9 -	15.412	18.741	145.5	24.015	135.3	58.168 (3)	101.52	0.036	09:08:49.506

P3 9		Aaron CLIFFORD				Yamaha - Clifford Racing			
IDEAL LAP TIME : 58.271		BEST LAP TIME : 58.335		DIFFERENCE : 0.064					
LAP	SECTOR 1	SECTOR 2		SECTOR 3		LAP TIME	MPH	DIFF	TIME OF DAY
1 -	OUTLAP	21.614	128.3	26.378	128.4				09:01:06.688
2 -	15.764	19.550	145.2	24.469	135.8	59.783	98.78	1.448	09:02:06.471
3 -	15.326	19.055	145.2	24.088	137.2	58.469 (2)	101.00	0.134	09:03:04.940
4 -	15.291	19.044	144.6	24.397	136.1	58.732	100.55	0.397	09:04:03.672
5 -	15.499	18.994	144.9	24.304	137.2	58.797	100.44	0.462	09:05:02.469
6 -	15.303	19.016	144.0	24.685	135.5	59.004	100.08	0.669	09:06:01.473
7 -	15.381	19.169	145.2	24.043	136.4	58.593	100.79	0.258	09:07:00.066
8 -	15.380	18.937	145.8	24.159	136.7	58.476 (3)	100.99	0.141	09:07:58.542
9 -	15.304	18.971	145.2	24.060	135.0	58.335 (1)	101.23		09:08:56.877

P4 75		Korie MCGREEVY				Triumph - Century Racing			
IDEAL LAP TIME : 58.245		BEST LAP TIME : 58.357		DIFFERENCE : 0.112					
LAP	SECTOR 1	SECTOR 2		SECTOR 3		LAP TIME	MPH	DIFF	TIME OF DAY
1 -	OUTLAP	21.305	123.5	26.512	131.7				09:01:06.124
2 -	15.915	20.030	138.3	25.750	133.9	1:01.695	95.72	3.338	09:02:07.819
3 -	15.537	18.985	138.3	24.610	134.2	59.132 (3)	99.87	0.775	09:03:06.951
4 -	15.836	19.030	132.8	24.608	135.0	59.474	99.29	1.117	09:04:06.425
5 -	15.208	18.879	140.9	24.270	135.8	58.357 (1)	101.19		09:05:04.782
6 -	15.337	19.460	126.1	24.681	133.6	59.478	99.29	1.121	09:06:04.260
7 -	15.301	18.898	142.1	24.158	135.3	58.357 (1)	101.19		09:07:02.617
8 -	15.399	18.983	133.4	26.110	124.3	1:00.492	97.62	2.135	09:08:03.109

P5 10		Joe SHELDON-SHAW				Kawasaki - Via Moto Racing			
IDEAL LAP TIME : 58.410		BEST LAP TIME : 58.515		DIFFERENCE : 0.105					
LAP	SECTOR 1	SECTOR 2		SECTOR 3		LAP TIME	MPH	DIFF	TIME OF DAY
1 -	OUTLAP	20.703	140.1	25.895	130.7				09:01:09.864
2 -	15.778	19.482	141.8	26.146	127.9	1:01.406	96.17	2.891	09:02:11.270
3 -	19.664	19.560	141.5	24.416	133.9	1:03.640	92.79	5.125	09:03:14.910
4 -	15.612	18.888	144.3	24.569	131.7	59.069 (3)	99.97	0.554	09:04:13.979
5 -	15.624	18.801	143.7	24.216	134.4	58.641 (2)	100.70	0.126	09:05:12.620

Weather / Track : Cloudy / Dry

Silverstone National

Circuit Length = 1.6404 miles

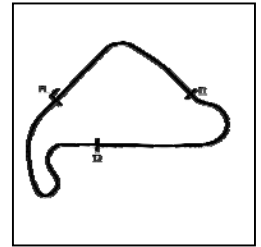
Start: 08:59 Flag 09:07 End: 09:09

MCRCB BULLETIN TK217

2018 Bennetts British Superbike Championship - Round 9

2018 Pirelli National Superstock 600 Championship with Black Horse

WARM UP - SECTOR ANALYSIS



SECTOR 1 = FL to I1, SECTOR 2 = I1 to I2, SECTOR 3 = I2 to FL, DIFF = Difference To Personal Best Lap, P = Crossed Finish Line in Pit Lane, D = Time Disallowed

6 -	15.417	18.777	142.1	24.321	136.7	58.515 (1)	100.92			09:06:11.135
7 -	15.640	19.332	140.3	24.946	134.2	59.918	98.56	1.403		09:07:11.053
8 -	15.814	19.278	140.9	24.569	133.6	59.661	98.98	1.146		09:08:10.714

P6 2 TJ TOMS		Kawasaki - Squidge Racing								
IDEAL LAP TIME : 58.649		BEST LAP TIME : 58.726			DIFFERENCE : 0.077					
LAP	SECTOR 1	SECTOR 2		SECTOR 3		LAP TIME	MPH	DIFF	TIME OF DAY	
1 -	OUTLAP	21.819	116.7	26.710	130.2				09:01:06.518	
2 -	15.911	19.920	140.1	26.093	131.7	1:01.924	95.36	3.198	09:02:08.442	
3 -	15.901	19.271	137.2	24.609	134.4	59.781	98.78	1.055	09:03:08.223	
4 -	15.628	19.194	135.2	24.626	133.6	59.448	99.34	0.722	09:04:07.671	
5 -	15.406	18.930	138.9	24.535	134.4	58.871 (2)	100.31	0.145	09:05:06.542	
6 -	15.677	19.079	143.7	24.869	133.3	59.625	99.04	0.899	09:06:06.167	
7 -	15.499	19.295	142.4	24.367	133.3	59.161 (3)	99.82	0.435	09:07:05.328	
8 -	15.398	19.007	144.0	24.321	133.6	58.726 (1)	100.56		09:08:04.054	

P7 41 Milo WARD		Kawasaki - G & S Racing								
IDEAL LAP TIME : 58.581		BEST LAP TIME : 58.740			DIFFERENCE : 0.159					
LAP	SECTOR 1	SECTOR 2		SECTOR 3		LAP TIME	MPH	DIFF	TIME OF DAY	
1 -	OUTLAP	20.598	139.2	25.549	133.1				09:01:07.931	
2 -	15.684	19.347	144.6	25.203	135.0	1:00.234	98.04	1.494	09:02:08.165	
3 -	15.341	19.292	142.7	24.299	136.7	58.932	100.21	0.192	09:03:07.097	
4 -	15.449	19.070	142.1	24.261	133.6	58.780 (3)	100.47	0.040	09:04:05.877	
5 -	15.431	19.165	141.2	24.204	134.2	58.800	100.43	0.060	09:05:04.677	
6 -	15.422	19.215	140.9	24.399	133.3	59.036	100.03	0.296	09:06:03.713	
7 -	15.409	19.083	141.8	24.248	134.7	58.740 (1)	100.53		09:07:02.453	
8 -	15.390	19.036	142.7	24.338	136.1	58.764 (2)	100.49	0.024	09:08:01.217	

P8 55 Kevin KEYES		Kawasaki - Team #109								
IDEAL LAP TIME : 58.669		BEST LAP TIME : 58.775			DIFFERENCE : 0.106					
LAP	SECTOR 1	SECTOR 2		SECTOR 3		LAP TIME	MPH	DIFF	TIME OF DAY	
1 -	OUTLAP	20.880	142.1	25.681	132.3				09:01:03.109	
2 -	15.805	19.339	145.2	24.934	129.7	1:00.078	98.30	1.303	09:02:03.187	
3 -	15.768	19.174	143.3	24.764	132.8	59.706	98.91	0.931	09:03:02.893	
4 -	15.558	19.022	144.0	24.609	132.3	59.189	99.77	0.414	09:04:02.082	
5 -	15.469	19.171	144.9	24.810	135.0	59.450	99.33	0.675	09:05:01.532	
6 -	15.391	19.025	145.2	24.359	135.0	58.775 (1)	100.47		09:06:00.307	
7 -	15.389	18.921	140.3	24.608	134.2	58.918 (2)	100.23	0.143	09:06:59.225	
8 -	15.468	18.987	145.8	24.516	131.0	58.971 (3)	100.14	0.196	09:07:58.196	
9 -	15.528	19.075	141.5	24.477	134.4	59.080	99.96	0.305	09:08:57.276	

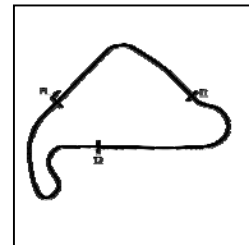
P9 58 Cameron LEE		Yamaha - Allied Motorsport								
IDEAL LAP TIME : 58.796		BEST LAP TIME : 58.796			DIFFERENCE : 0.000					
LAP	SECTOR 1	SECTOR 2		SECTOR 3		LAP TIME	MPH	DIFF	TIME OF DAY	
1 -		20.220	133.9	25.545	131.0				09:01:01.441	
2 -	15.729	19.495	141.5	25.054	135.5	1:00.278	97.97	1.482	09:02:01.719	
3 -	15.489	19.222	138.9	24.662	134.2	59.373	99.46	0.577	09:03:01.092	
4 -	15.377	19.148	141.5	24.839	134.2	59.364 (3)	99.48	0.568	09:04:00.456	
5 -	15.491	19.139	141.5	26.738	133.1	1:01.368	96.23	2.572	09:05:01.824	
6 -	15.554	19.166	144.3	24.782	135.5	59.502	99.25	0.706	09:06:01.326	
7 -	15.483	19.156	144.0	24.588	135.8	59.227 (2)	99.71	0.431	09:07:00.553	
8 -	15.374	18.888	144.3	24.534	135.3	58.796 (1)	100.44		09:07:59.349	
9 -	15.944	19.804	135.5	25.596	132.8	1:01.344	96.27	2.548	09:09:00.693	

P10 5 Aaron CLARKE		Yamaha - Draper Racing								
IDEAL LAP TIME : 58.765		BEST LAP TIME : 58.880			DIFFERENCE : 0.115					
LAP	SECTOR 1	SECTOR 2		SECTOR 3		LAP TIME	MPH	DIFF	TIME OF DAY	
1 -		20.256	136.1	25.851	130.2				09:01:01.042	
2 -	15.965	19.407	142.4	25.123	134.7	1:00.495	97.62	1.615	09:02:01.537	

Weather / Track : Cloudy / Dry

Silverstone National
Circuit Length = 1.6404 miles
Start: 08:59 Flag 09:07 End: 09:09

WARM UP - SECTOR ANALYSIS



SECTOR 1 = FL to I1, SECTOR 2 = I1 to I2, SECTOR 3 = I2 to FL, DIFF = Difference To Personal Best Lap, P = Crossed Finish Line in Pit Lane, D = Time Disallowed

3 -	15.463	19.151	144.9	24.381	133.3	58.995 (3)	100.10	0.115	09:03:00.532
4 -	15.477	19.666	141.2	24.709	132.5	59.852	98.67	0.972	09:04:00.384
5 -	15.546	19.224	134.7	26.072	132.0	1:00.842	97.06	1.962	09:05:01.226
6 -	15.432	19.144	144.0	24.304	132.5	58.880 (1)	100.30		09:06:00.106
7 -	15.420	19.070	143.7	24.437	132.3	58.927 (2)	100.22	0.047	09:06:59.033
8 -	15.541	19.041	144.3	24.650	134.2	59.232	99.70	0.352	09:07:58.265
9 -	15.561	19.255	145.8	24.304	135.8	59.120	99.89	0.240	09:08:57.385

P11	99	Ben LUXTON	Kawasaki - G & S Racing						
IDEAL LAP TIME : 58.710		BEST LAP TIME : 58.950		DIFFERENCE : 0.240					

LAP	SECTOR 1	SECTOR 2	SECTOR 3	LAP TIME	MPH	DIFF	TIME OF DAY		
1 -	OUTLAP	21.150	133.1	25.245	132.0		09:01:27.990		
2 -	15.856	19.274	139.2	24.613	134.2	59.743	98.85	0.793	09:02:27.733
3 -	15.598	19.298	141.5	24.752	135.8	59.648	99.00	0.698	09:03:27.381
4 -	15.654	18.992	143.7	24.304	133.9	58.950 (1)	100.18		09:04:26.331
5 -	15.620	19.234	138.6	24.626	130.7	59.480	99.28	0.530	09:05:25.811
6 -	15.666	19.046	144.0	24.286	135.0	58.998 (2)	100.09	0.048	09:06:24.809
7 -	15.432	19.050	142.4	24.965	134.7	59.447	99.34	0.497	09:07:24.256
8 -	15.775	19.283	144.0	24.319	135.8	59.377 (3)	99.46	0.427	09:08:23.633

P12	14	Louis VALLELEY	Kawasaki - Pharaoh Racing						
IDEAL LAP TIME : 58.901		BEST LAP TIME : 59.036		DIFFERENCE : 0.135					

LAP	SECTOR 1	SECTOR 2	SECTOR 3	LAP TIME	MPH	DIFF	TIME OF DAY		
1 -	OUTLAP	20.811	140.1	25.530	127.7		09:01:02.852		
2 -	15.802	19.259	141.8	26.289	131.7	1:01.350	96.26	2.314	09:02:04.202
3 -	15.815	19.188	141.8	24.908	130.7	59.911	98.57	0.875	09:03:04.113
4 -	15.672	19.068	142.4	24.754	133.1	59.494	99.26	0.458	09:04:03.607
5 -	15.691	19.057	140.9	24.532	133.6	59.280 (3)	99.62	0.244	09:05:02.887
6 -	15.489	19.083	141.2	24.549	133.1	59.121 (2)	99.89	0.085	09:06:02.008
7 -	15.362	19.012	142.7	24.662	133.1	59.036 (1)	100.03		09:07:01.044
8 -	15.531	19.007	142.7	25.459	132.3	59.997	98.43	0.961	09:08:01.041

P13	32	Mark PIPER	Yamaha - Pied Piper Racing						
IDEAL LAP TIME : 58.817		BEST LAP TIME : 59.242		DIFFERENCE : 0.425					

LAP	SECTOR 1	SECTOR 2	SECTOR 3	LAP TIME	MPH	DIFF	TIME OF DAY		
1 -	OUTLAP	21.135	130.0	26.732	127.2		09:01:07.798		
2 -	16.061	19.315	144.9	25.617	131.2	1:00.993	96.82	1.751	09:02:08.791
3 -	16.031	20.013	141.2	26.125	127.4	1:02.169	94.99	2.927	09:03:10.960
4 -	15.574	19.180	143.0	24.488	132.8	59.242 (1)	99.68		09:04:10.202
5 -	15.737	19.289	142.7	24.566	132.8	59.592	99.10	0.350	09:05:09.794
6 -	15.665	19.195	141.8	24.521	132.0	59.381 (2)	99.45	0.139	09:06:09.175
7 -	15.558	19.514	142.1	24.477	131.2	59.549 (3)	99.17	0.307	09:07:08.724
8 -	15.744	18.782	145.8	25.275	125.5	59.801	98.75	0.559	09:08:08.525

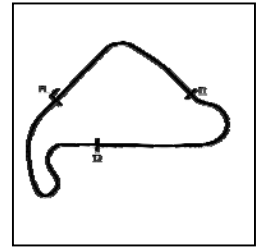
P14	8	Grant NEWSTEAD	Yamaha - Morgan Price / Tinklers Racing						
IDEAL LAP TIME : 59.388		BEST LAP TIME : 59.452		DIFFERENCE : 0.064					

LAP	SECTOR 1	SECTOR 2	SECTOR 3	LAP TIME	MPH	DIFF	TIME OF DAY		
1 -	OUTLAP	23.156	138.3	25.839	130.7		09:01:26.684		
2 -	15.945	19.488	142.7	25.271	131.2	1:00.704	97.28	1.252	09:02:27.388
3 -	15.862	19.093	142.7	24.950	132.0	59.905	98.58	0.453	09:03:27.293
4 -	15.757	19.299	144.0	24.750	132.0	59.806	98.74	0.354	09:04:27.099
5 -	15.802	19.140	140.6	24.876	132.5	59.818	98.72	0.366	09:05:26.917
6 -	15.608	19.296	142.1	24.810	130.7	59.714 (3)	98.89	0.262	09:06:26.631
7 -	15.704	19.045	143.3	24.745	132.3	59.494 (2)	99.26	0.042	09:07:26.125
8 -	15.598	19.096	143.0	24.758	132.8	59.452 (1)	99.33		09:08:25.577

P15	17	Josh WOOD	Kawasaki - Wood Racing						
IDEAL LAP TIME : 59.368		BEST LAP TIME : 59.572		DIFFERENCE : 0.204					

LAP	SECTOR 1	SECTOR 2	SECTOR 3	LAP TIME	MPH	DIFF	TIME OF DAY
-----	----------	----------	----------	----------	-----	------	-------------

WARM UP - SECTOR ANALYSIS



SECTOR 1 = FL to I1, SECTOR 2 = I1 to I2, SECTOR 3 = I2 to FL, DIFF = Difference To Personal Best Lap, P = Crossed Finish Line in Pit Lane, D = Time Disallowed

1 -	OUTLAP	22.214	128.3	27.074	129.9				09:01:07.612
2 -	15.981	19.540	140.3	26.284	132.8	1:01.805	95.55	2.233	09:02:09.417
3 -	15.659	19.420	145.2	25.036	132.8	1:00.115 (3)	98.23	0.543	09:03:09.532
4 -	15.761	20.830	141.8	25.075	131.7	1:01.666	95.76	2.094	09:04:11.198
5 -	15.804	19.107	144.6	24.721	134.2		59.632 (2)	99.03	09:05:10.830
6 -	15.540	19.156	143.7	24.876	131.5		59.572 (1)	99.13	09:06:10.402
7 -	15.658	19.296	144.9	IN PIT		1:06.431 P	88.89	6.859	09:07:16.833
8 -	OUTLAP	19.934	141.5	25.433	131.2	1:33.842	62.93	34.270	09:08:50.675

P16	7	Aaron WRIGHT	Yamaha - Jezaro.com							
IDEAL LAP TIME : 59.278		BEST LAP TIME : 59.675		DIFFERENCE : 0.397						
LAP	SECTOR 1	SECTOR 2	SECTOR 3	LAP TIME	MPH	DIFF	TIME OF DAY			
1 -		20.864	141.2	25.746	128.7		09:01:02.991			
2 -	16.242	19.652	144.6	1:25.728	97.2	2:01.622	48.55	1:01.947	09:03:04.613	
3 -	17.231	19.772	140.3	25.105	132.8	1:02.108	95.08	2.433	09:04:06.721	
4 -	15.698	19.473	143.0	24.580	133.6		59.751 (2)	98.83	0.076	09:05:06.472
5 -	15.690	19.031	142.1	26.186	129.2	1:00.907 (3)	96.96	1.232	09:06:07.379	
6 -	16.490	19.611	137.2	24.955	131.7	1:01.056	96.72	1.381	09:07:08.435	
7 -	15.723	19.008	142.7	24.944	132.3		59.675 (1)	98.96	09:08:08.110	

P17	12	James NAGY	Kawasaki - Steelmate Racing							
IDEAL LAP TIME : 59.490		BEST LAP TIME : 59.792		DIFFERENCE : 0.302						
LAP	SECTOR 1	SECTOR 2	SECTOR 3	LAP TIME	MPH	DIFF	TIME OF DAY			
1 -	OUTLAP	21.034	137.5	26.509	130.7		09:01:09.775			
2 -	15.634	19.425	140.1	25.102	133.3	1:00.161	98.16	0.369	09:02:09.936	
3 -	15.651	19.405	135.0	26.092	128.1	1:01.148	96.57	1.356	09:03:11.084	
4 -	15.954	19.265	138.0	25.084	132.8	1:00.303	97.93	0.511	09:04:11.387	
5 -	15.830	19.085	140.3	24.907	133.9		59.822 (2)	98.72	0.030	09:05:11.209
6 -	15.707	19.288	137.2	24.797	132.8		59.792 (1)	98.77	09:06:11.001	
7 -	15.608	19.236	139.2	25.185	131.7	1:00.029 (3)	98.38	0.237	09:07:11.030	
8 -	15.941	19.428	138.6	25.174	133.3	1:00.543	97.54	0.751	09:08:11.573	

P18	44	Ewan POTTER	Yamaha - Jones Dorling Racing						
IDEAL LAP TIME : 59.821		BEST LAP TIME : 59.989		DIFFERENCE : 0.168					
LAP	SECTOR 1	SECTOR 2	SECTOR 3	LAP TIME	MPH	DIFF	TIME OF DAY		
1 -	OUTLAP	20.807	131.0	26.896	124.7		09:01:05.068		
2 -	16.649	20.369	140.6	26.621	130.2	1:03.639	92.79	3.650	09:02:08.707
3 -	16.058	19.659	141.2	25.401	133.1	1:01.118	96.62	1.129	09:03:09.825
4 -	15.772	19.305	142.7	25.214	131.5	1:00.291 (3)	97.95	0.302	09:04:10.116
5 -	15.846	19.534	144.6	25.078	133.1	1:00.458	97.68	0.469	09:05:10.574
6 -	15.765	19.366	141.5	25.105	131.0	1:00.236 (2)	98.04	0.247	09:06:10.810
7 -	15.596	19.147	144.3	25.246	130.7		59.989 (1)	98.44	09:07:10.799
8 -	15.904	19.277	143.3	25.399	132.3	1:00.580	97.48	0.591	09:08:11.379

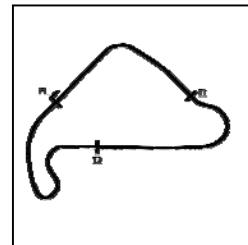
P19	26	Adam HARTGROVE	Yamaha - Adam Hartgrove Racing						
IDEAL LAP TIME : 1:00.414		BEST LAP TIME : 1:00.414		DIFFERENCE : 0.000					
LAP	SECTOR 1	SECTOR 2	SECTOR 3	LAP TIME	MPH	DIFF	TIME OF DAY		
1 -	OUTLAP	21.947	118.7	26.913	123.3		09:01:31.938		
2 -	16.204	19.841	118.5	26.432	127.9	1:02.477	94.52	2.063	09:02:34.415
3 -	16.022	19.471	129.8	25.750	129.7	1:01.243	96.43	0.829	09:03:35.658
4 -	15.855	19.377	132.6	25.426	130.2	1:00.658 (3)	97.36	0.244	09:04:36.316
5 -	15.939	19.354	129.3	25.847	130.7	1:01.140	96.59	0.726	09:05:37.456
6 -	15.849	19.298	133.6	25.510	131.5	1:00.657 (2)	97.36	0.243	09:06:38.113
7 -	15.824	19.279	136.3	25.311	129.4		1:00.414 (1)	97.75	09:07:38.527
8 -	15.956	19.426	126.3	25.525	129.4	1:00.907	96.96	0.493	09:08:39.434

P20	85	Jordan MCCORD	Yamaha - AJM Sales Ltd / Reid Engineering						
IDEAL LAP TIME : 1:00.450		BEST LAP TIME : 1:00.532		DIFFERENCE : 0.082					
LAP	SECTOR 1	SECTOR 2	SECTOR 3	LAP TIME	MPH	DIFF	TIME OF DAY		

2018 Bennetts British Superbike Championship - Round 9

2018 Pirelli National Superstock 600 Championship with Black Horse

WARM UP - SECTOR ANALYSIS



SECTOR 1 = FL to I1, SECTOR 2 = I1 to I2, SECTOR 3 = I2 to FL, DIFF = Difference To Personal Best Lap, P = Crossed Finish Line in Pit Lane, D = Time Disallowed

1 -	OUTLAP	21.401	131.8	27.008	128.9				09:01:10.429
2 -	16.003	19.826	142.4	25.475	129.7	1:01.304	96.33	0.772	09:02:11.733
3 -	16.079	19.547	141.5	25.637	128.7	1:01.263	96.39	0.731	09:03:12.996
4 -	16.070	19.692	140.9	25.352	128.9	1:01.114 (3)	96.63	0.582	09:04:14.110
5 -	15.985	19.530	139.2	26.117	126.7	1:01.632	95.82	1.100	09:05:15.742
6 -	16.058	19.665	140.6	25.398	125.7	1:01.121	96.62	0.589	09:06:16.863
7 -	16.078	19.692	140.6	25.075	129.4	1:00.845 (2)	97.06	0.313	09:07:17.708
8 -	15.896	19.479	140.9	25.157	127.2	1:00.532 (1)	97.56		09:08:18.240

P21 15 Kurtis BUTLER Kawasaki - 3vk

IDEAL LAP TIME : 1:00.357 BEST LAP TIME : 1:00.545 DIFFERENCE : 0.188

LAP	SECTOR 1	SECTOR 2	SECTOR 3	LAP TIME	MPH	DIFF	TIME OF DAY		
1 -	OUTLAP	23.285	107.8	27.074	130.4		09:01:08.221		
2 -	16.214	20.074	134.2	26.118	133.6	1:02.406	94.63	1.861	09:02:10.627
3 -	15.871	19.811	136.3	25.214	132.8	1:00.896	96.97	0.351	09:03:11.523
4 -	15.984	19.566	136.3	25.226	133.9	1:00.776 (3)	97.17	0.231	09:04:12.299
5 -	15.617	19.535	135.5	25.393	134.2	1:00.545 (1)	97.54		09:05:12.844
6 -	15.702	19.526	134.4	25.381	131.5	1:00.609 (2)	97.43	0.064	09:06:13.453
7 -	16.176	20.114	137.7	25.270	131.0	1:01.560	95.93	1.015	09:07:15.013
8 -	15.992	19.834	131.3	25.552	127.7	1:01.378	96.21	0.833	09:08:16.391

P22 66 Cameron FRASER Yamaha - Jones Dorling Racing

IDEAL LAP TIME : 1:00.479 BEST LAP TIME : 1:00.597 DIFFERENCE : 0.118

LAP	SECTOR 1	SECTOR 2	SECTOR 3	LAP TIME	MPH	DIFF	TIME OF DAY		
1 -	OUTLAP	21.517	128.5	27.638	124.7		09:01:15.667		
2 -	16.496	20.363	135.5	26.288	129.7	1:03.147	93.52	2.550	09:02:18.814
3 -	15.981	19.699	143.3	25.805	127.4	1:01.485	96.05	0.888	09:03:20.299
4 -	16.042	19.745	142.1	25.969	129.9	1:01.756	95.62	1.159	09:04:22.055
5 -	15.860	19.548	141.5	25.458	132.0	1:00.866 (3)	97.02	0.269	09:05:22.921
6 -	15.697	19.556	142.4	25.344	131.7	1:00.597 (1)	97.45		09:06:23.518
7 -	15.802	19.438	143.0	25.440	132.3	1:00.680 (2)	97.32	0.083	09:07:24.198
8 -	15.920	19.646	140.6	25.411	131.2	1:00.977	96.85	0.380	09:08:25.175

P23 27 Jamie ASHBY Yamaha - JPA Racing / Davison Transport

IDEAL LAP TIME : 1:00.530 BEST LAP TIME : 1:00.626 DIFFERENCE : 0.096

LAP	SECTOR 1	SECTOR 2	SECTOR 3	LAP TIME	MPH	DIFF	TIME OF DAY		
1 -	OUTLAP	21.367	129.8	26.960	130.4		09:01:13.928		
2 -	16.221	20.558	139.8	26.106	126.9	1:02.885	93.91	2.259	09:02:16.813
3 -	16.164	19.640	140.3	25.706	128.4	1:01.510	96.01	0.884	09:03:18.323
4 -	16.056	19.649	140.9	25.588	125.9	1:01.293	96.35	0.667	09:04:19.616
5 -	15.918	19.375	140.9	25.523	128.9	1:00.816 (3)	97.10	0.190	09:05:20.432
6 -	16.004	19.500	140.1	25.436	128.7	1:00.940	96.90	0.314	09:06:21.372
7 -	15.877	19.513	141.2	25.354	130.2	1:00.744 (2)	97.22	0.118	09:07:22.116
8 -	15.825	19.471	141.5	25.330	129.7	1:00.626 (1)	97.41		09:08:22.742

P24 19 James ALDERSON Triumph - R Alderson & Sons Racing

IDEAL LAP TIME : 59.955 BEST LAP TIME : 1:00.652 DIFFERENCE : 0.697

LAP	SECTOR 1	SECTOR 2	SECTOR 3	LAP TIME	MPH	DIFF	TIME OF DAY		
1 -	OUTLAP	22.016	129.5	27.473	127.4		09:01:13.444		
2 -	16.367	19.976	142.7	25.227	129.2	1:01.570 (2)	95.91	0.918	09:02:15.014
3 -	16.142	19.705	138.9	24.805	133.9	1:00.652 (1)	97.36		09:03:15.666
4 -	15.630	19.520	138.9	IN PIT		1:14.626 P	79.13	13.974	09:04:30.292

P25 6 Conor WHEELER Yamaha - Conor Wheeler Racing

IDEAL LAP TIME : 1:00.713 BEST LAP TIME : 1:00.882 DIFFERENCE : 0.169

LAP	SECTOR 1	SECTOR 2	SECTOR 3	LAP TIME	MPH	DIFF	TIME OF DAY		
1 -	OUTLAP	21.162	132.3	26.519	126.4		09:01:09.155		
2 -	16.058	19.645	135.0	26.314	127.7	1:02.017	95.22	1.135	09:02:11.172
3 -	16.001	19.494	135.5	25.387	128.1	1:00.882 (1)	97.00		09:03:12.054

Weather / Track : Cloudy / Dry

Silverstone National

Circuit Length = 1.6404 miles

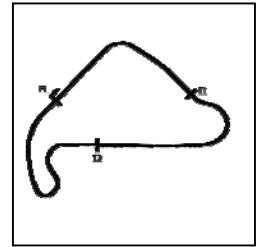
Start: 08:59 Flag 09:07 End: 09:09

MCRCB BULLETIN TK217

2018 Bennetts British Superbike Championship - Round 9

2018 Pirelli National Superstock 600 Championship with Black Horse

WARM UP - SECTOR ANALYSIS



SECTOR 1 = FL to I1, SECTOR 2 = I1 to I2, SECTOR 3 = I2 to FL, DIFF = Difference To Personal Best Lap, P = Crossed Finish Line in Pit Lane, D = Time Disallowed

4 -	15.907	19.598	132.8	26.548	126.4	1:02.053	95.17	1.171	09:04:14.107
5 -	16.195	19.613	135.5	26.022	125.0	1:01.830	95.51	0.948	09:05:15.937
6 -	16.279	20.013	122.2	27.227	126.4	1:03.519	92.97	2.637	09:06:19.456
7 -	15.994	19.625	132.8	25.379	128.9	1:00.998 (2)	96.81	0.116	09:07:20.454
8 -	15.840	19.523	130.3	26.305	127.2	1:01.668 (3)	95.76	0.786	09:08:22.122

P26	47	Angus GOUGH			Yamaha - G Fab Racing				
IDEAL LAP TIME : 1:01.336		BEST LAP TIME : 1:01.655		DIFFERENCE : 0.319					
LAP	SECTOR 1	SECTOR 2	SECTOR 3	LAP TIME	MPH	DIFF	TIME OF DAY		

1 -	OUTLAP	21.120	138.6	26.972	122.9				09:01:04.970
2 -	16.737	20.213	139.2	26.452	128.4	1:03.402	93.14	1.747	09:02:08.372
3 -	16.203	19.969	129.5	26.661	121.7	1:02.833	93.98	1.178	09:03:11.205
4 -	16.405	19.815	139.5	26.436	127.9	1:02.656	94.25	1.001	09:04:13.861
5 -	16.097	19.442	143.0	26.313	123.8	1:01.852 (3)	95.48	0.197	09:05:15.713
6 -	16.342	19.713	141.8	26.024	128.1	1:02.079	95.13	0.424	09:06:17.792
7 -	16.197	19.821	141.2	25.797	128.9	1:01.815 (2)	95.53	0.160	09:07:19.607
8 -	16.150	19.585	142.7	25.920	125.9	1:01.655 (1)	95.78		09:08:21.262

P27	4	Connor MOODY			Kawasaki - Steelmate Racing				
IDEAL LAP TIME : 1:01.920		BEST LAP TIME : 1:01.920		DIFFERENCE : 0.000					
LAP	SECTOR 1	SECTOR 2	SECTOR 3	LAP TIME	MPH	DIFF	TIME OF DAY		

1 -	OUTLAP	22.613	125.4	28.093	120.6				09:01:13.305
2 -	16.862	20.920	132.1	26.722	122.2	1:04.504	91.55	2.584	09:02:17.809
3 -	16.653	20.120	131.8	26.312	126.4	1:03.085	93.61	1.165	09:03:20.894
4 -	16.325	20.263	132.1	26.129	123.8	1:02.717	94.16	0.797	09:04:23.611
5 -	16.321	20.121	131.8	26.015	125.9	1:02.457 (3)	94.55	0.537	09:05:26.068
6 -	16.118	19.849	132.3	25.953	127.4	1:01.920 (1)	95.37		09:06:27.988
7 -	16.186	20.050	137.5	37.028	124.5	1:13.264	80.60	11.344	09:07:41.252
8 -	16.150	20.156	131.0	25.995	127.2	1:02.301 (2)	94.79	0.381	09:08:43.553

P28	37	Liam DELVES			Yamaha - Team IMR				
IDEAL LAP TIME :		BEST LAP TIME :		DIFFERENCE :					
LAP	SECTOR 1	SECTOR 2	SECTOR 3	LAP TIME	MPH	DIFF	TIME OF DAY		

1 -	OUTLAP	54.054	32.4	IN PIT		P			09:02:23.365
-----	---------------	---------------	-------------	---------------	--	----------	--	--	---------------------

MCRCB BULLETIN TK218

2018 Bennetts British Superbike Championship - Round 9

2018 Pirelli National Superstock 600 Championship with Black Horse

WARM UP - BEST SECTORS

SECTOR 1			SECTOR 2			SECTOR 3			IDEAL / BEST COMPARISON						
POS	NO	NAME	TIME	NO	NAME	TIME	NO	NAME	TIME	POS	NO	NAME	IDEAL	BEST	DIFF
													PERFECT LAP	57.811	
1	11	SKINNER	15.179	21	VICKERS	18.741	11	SKINNER	23.891	1	11	SKINNER	57.846	57.893	0.047
2	75	MCGREEVY	15.208	11	SKINNER	18.776	21	VICKERS	23.974	2	21	VICKERS	57.975	58.132	0.157
3	21	VICKERS	15.260	10	SHELDON-SHAW	18.777	9	CLIFFORD	24.043	3	75	MCGREEVY	58.245	58.357	0.112
4	9	CLIFFORD	15.291	32	PIPER	18.782	75	MCGREEVY	24.158	4	9	CLIFFORD	58.271	58.335	0.064
5	41	WARD	15.341	75	MCGREEVY	18.879	41	WARD	24.204	5	10	SHELDON-SHAW	58.410	58.515	0.105
6	14	VALLELEY	15.362	58	LEE	18.888	10	SHELDON-SHAW	24.216	6	41	WARD	58.581	58.740	0.159
7	58	LEE	15.374	55	KEYES	18.921	99	LUXTON	24.286	7	2	TOMS	58.649	58.726	0.077
8	55	KEYES	15.389	2	TOMS	18.930	5	CLARKE	24.304	8	55	KEYES	58.669	58.775	0.106
9	2	TOMS	15.398	9	CLIFFORD	18.937	2	TOMS	24.321	9	99	LUXTON	58.710	58.950	0.240
10	10	SHELDON-SHAW	15.417	99	LUXTON	18.992	55	KEYES	24.359	10	5	CLARKE	58.765	58.880	0.115
11	5	CLARKE	15.420	14	VALLELEY	19.007	32	PIPER	24.477	11	58	LEE	58.796	58.796	0.000
12	99	LUXTON	15.432	7	WRIGHT	19.008	14	VALLELEY	24.532	12	32	PIPER	58.817	59.242	0.425
13	17	WOOD	15.540	41	WARD	19.036	58	LEE	24.534	13	14	VALLELEY	58.901	59.036	0.135
14	32	PIPER	15.558	5	CLARKE	19.041	7	WRIGHT	24.580	14	7	WRIGHT	59.278	59.675	0.397
15	44	POTTER	15.596	8	NEWSTEAD	19.045	17	WOOD	24.721	15	17	WOOD	59.368	59.572	0.204
16	8	NEWSTEAD	15.598	12	NAGY	19.085	8	NEWSTEAD	24.745	16	8	NEWSTEAD	59.388	59.452	0.064
17	12	NAGY	15.608	17	WOOD	19.107	12	NAGY	24.797	17	12	NAGY	59.490	59.792	0.302
18	15	BUTLER	15.617	44	POTTER	19.147	19	ALDERSON	24.805	18	44	POTTER	59.821	59.989	0.168
19	19	ALDERSON	15.630	26	HARTGROVE	19.279	85	MCCORD	25.075	19	19	ALDERSON	59.955	1:00.652	0.697
20	7	WRIGHT	15.690	27	ASHBY	19.375	44	POTTER	25.078	20	15	BUTLER	1:00.357	1:00.545	0.188
21	66	FRASER	15.697	66	FRASER	19.438	15	BUTLER	25.214	21	26	HARTGROVE	1:00.414	1:00.414	0.000
22	26	HARTGROVE	15.824	47	GOUGH	19.442	26	HARTGROVE	25.311	22	85	MCCORD	1:00.450	1:00.532	0.082
23	27	ASHBY	15.825	85	MCCORD	19.479	27	ASHBY	25.330	23	66	FRASER	1:00.479	1:00.597	0.118
24	6	WHEELER	15.840	6	WHEELER	19.494	66	FRASER	25.344	24	27	ASHBY	1:00.530	1:00.626	0.096
25	85	MCCORD	15.896	19	ALDERSON	19.520	6	WHEELER	25.379	25	6	WHEELER	1:00.713	1:00.882	0.169
26	47	GOUGH	16.097	15	BUTLER	19.526	47	GOUGH	25.797	26	47	GOUGH	1:01.336	1:01.655	0.319
27	4	MOODY	16.118	4	MOODY	19.849	4	MOODY	25.953	27	4	MOODY	1:01.920	1:01.920	0.000
28				37	DELVES	54.054				28	37	DELVES			

Weather / Track : Cloudy / Dry

Results can be found at www.tsl-timing.com

Silverstone National

Circuit Length = 1.6404 miles

Start: 08:59 Flag 09:07 End: 09:09

Printed - 09:10 Sunday, 09 September 2018

MCRCB BULLETIN TK219**2018 Bennetts British Superbike Championship - Round 9****2018 Pirelli National Superstock 600 Championship with Black Horse****WARM UP - BEST SPEEDS**

POS	INTERMEDIATE 1			INTERMEDIATE 2			FINISH LINE		
	NO	NAME	MPH	NO	NAME	MPH	NO	NAME	MPH
1				11	SKINNER	148.4	11	SKINNER	137.8
2				9	CLIFFORD	145.8	9	CLIFFORD	137.2
3				55	KEYES	145.8	10	SHELDON-SHAW	136.7
4				5	CLARKE	145.8	41	WARD	136.7
5				32	PIPER	145.8	21	VICKERS	136.4
6				21	VICKERS	145.5	75	MCGREEVY	135.8
7				17	WOOD	145.2	58	LEE	135.8
8				41	WARD	144.6	5	CLARKE	135.8
9				7	WRIGHT	144.6	99	LUXTON	135.8
10				44	POTTER	144.6	55	KEYES	135.0
11				10	SHELDON-SHAW	144.3	2	TOMS	134.4
12				58	LEE	144.3	17	WOOD	134.2
13				2	TOMS	144.0	15	BUTLER	134.2
14				99	LUXTON	144.0	12	NAGY	133.9
15				8	NEWSTEAD	144.0	19	ALDERSON	133.9
16				66	FRASER	143.3	14	VALLELEY	133.6
17				47	GOUGH	143.0	7	WRIGHT	133.6
18				14	VALLELEY	142.7	44	POTTER	133.1
19				19	ALDERSON	142.7	32	PIPER	132.8
20				85	MCCORD	142.4	8	NEWSTEAD	132.8
21				75	MCGREEVY	142.1	66	FRASER	132.3
22				27	ASHBY	141.5	26	HARTGROVE	131.5
23				12	NAGY	140.3	27	ASHBY	130.4
24				15	BUTLER	137.7	85	MCCORD	129.7
25				4	MOODY	137.5	6	WHEELER	128.9
26				26	HARTGROVE	136.3	47	GOUGH	128.9
27				6	WHEELER	135.5	4	MOODY	127.4
28				37	DELVES	32.4			

Weather / Track : Cloudy / Dry

Results can be found at www.tsl-timing.comSilverstone National
Circuit Length = 1.6404 miles
Start: 08:59 Flag 09:07 End: 09:09

Printed - 09:11 Sunday, 09 September 2018

MCRCB BULLETIN TK220

2018 Bennetts British Superbike Championship - Round 9

2018 Pirelli National Superstock 600 Championship with Black Horse

WARM UP - FASTEST LAP SEQUENCE

SESS. TIME	NO	NAME	ENTRY	TIME	MPH	LAP
2:01.531	21	Ryan VICKERS	Yamaha - Mototechniks Yamaha	1:00.256	98.00	2
2:03.366	55	Kevin KEYES	Kawasaki - Team #109	1:00.078	98.30	2
2:06.248	11	Rory SKINNER	Kawasaki - Bennetts Tokheim Kirkcaldy Kawasaki	59.432	99.36	2
3:00.195	21	Ryan VICKERS	Yamaha - Mototechniks Yamaha	58.664	100.66	3
3:04.452	11	Rory SKINNER	Kawasaki - Bennetts Tokheim Kirkcaldy Kawasaki	58.205	101.46	3
4:02.344	11	Rory SKINNER	Kawasaki - Bennetts Tokheim Kirkcaldy Kawasaki	57.893	102.01	4

Weather / Track : Cloudy / Dry

Results can be found at www.tsl-timing.com

Silverstone National
Circuit Length = 1.6404 miles
Start: 08:59 Flag 09:07 End: 09:09

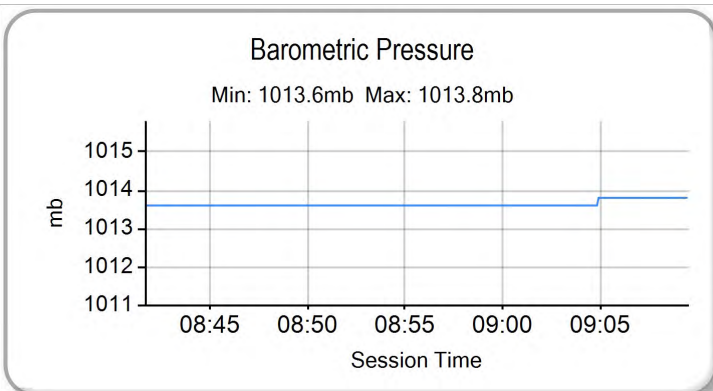
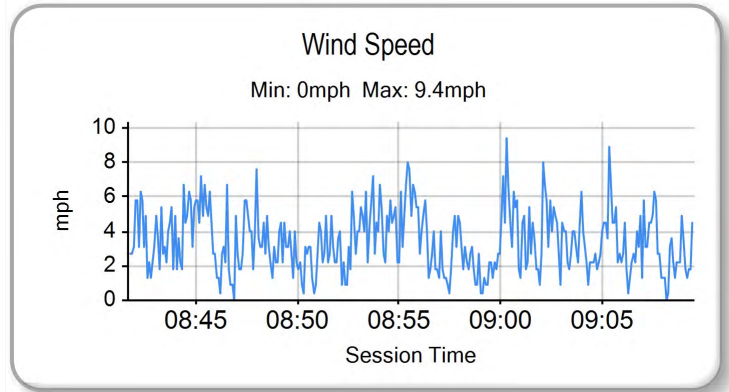
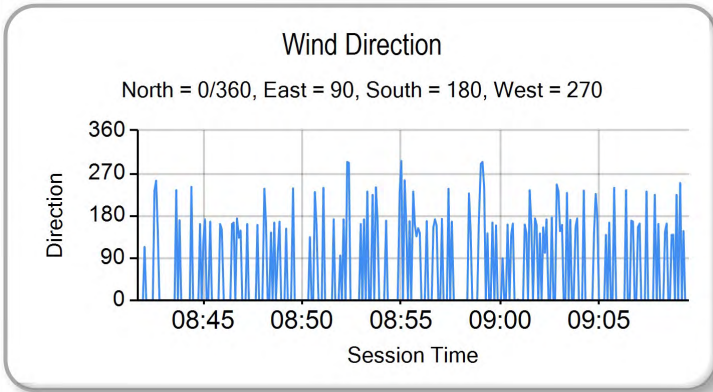
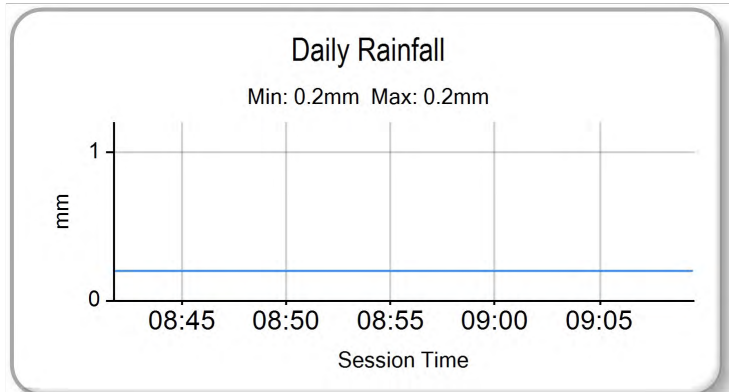
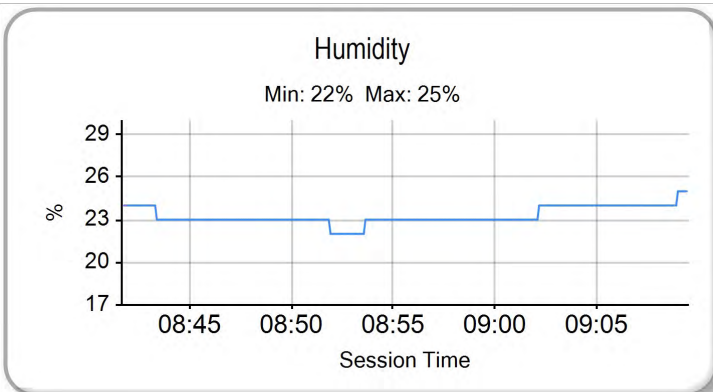
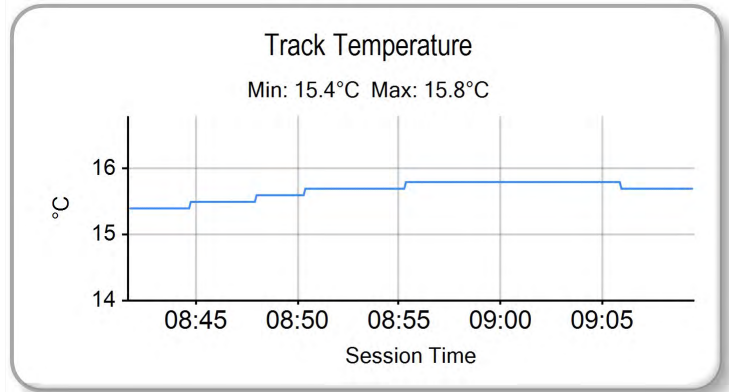
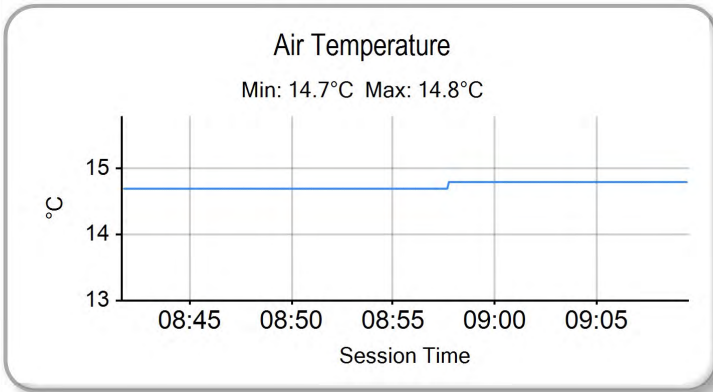
Printed - 09:11 Sunday, 09 September 2018

MCRCB BULLETIN TK221

2018 Bennetts British Superbike Championship - Round 9

2018 Pirelli National Superstock 600 Championship with Black Horse

WARM UP - WEATHER CONDITIONS



Weather / Track : Cloudy / Dry

Results can be found at www.tsl-timing.com

Silverstone National
Circuit Length = 1.6404 miles
Start: 08:59 Flag 09:07 End: 09:09

Printed - 09:11 Sunday, 09 September 2018



RACE 7 - FINAL GRID (22 Laps)

ROW 10			28	1:04.485	15	Kurtis BUTLER						
ROW 9	27	1:03.250	4	Connor MOODY	26	1:02.495	47	Angus GOUGH	25	1:01.193	55	Kevin KEYES
ROW 8	24	1:00.591	85	Jordan MCCORD	23	1:00.441	27	Jamie ASHBY	22	1:00.007	44	Ewan POTTER
ROW 7	21	59.906	66	Cameron FRASER	20	59.849	14	Louis VALLELEY	19	59.735	6	Conor WHEELER
ROW 6	18	59.671	37	Liam DELVES	17	59.380	7	Aaron WRIGHT	16	59.211	8	Grant NEWSTEAD
ROW 5	15	59.180	58	Cameron LEE	14	59.172	32	Mark PIPER	13	59.133	17	Josh WOOD
ROW 4	12	59.126	12	James NAGY	11	59.027	19	James ALDERSON	10	58.950	26	Adam HARTGROVE
ROW 3	9	58.610	5	Aaron CLARKE	8	58.551	10	Joe SHELDON-SHAW	7	58.333	99	Ben LUXTON
ROW 2	6	58.311	2	TJ TOMS	5	58.309	9	Aaron CLIFFORD	4	58.231	75	Korie MCGREEVY
ROW 1	3	58.208	41	Milo WARD	2	57.714	21	Ryan VICKERS	1	57.428	11	Rory SKINNER
												Pole

Silverstone National
Circuit Length = 1.6404 miles

These results are provisional until the conclusion of any judicial and technical matters.

Race Director :	Stewards :	Timekeeper :
-----------------	------------	--------------

Results can be found at www.britishsuperbike.com

Printed - 09:09 Sunday, 09 September 2018



RACE 7 - CLASSIFICATION

POS	NO	NAME	ENTRY	LAPS	TIME	GAP	DIFF	MPH	BEST	ON
1	21	Ryan VICKERS	Yamaha - Mototechniks Yamaha	22	21:23.813			101.20	57.280	3
2	9	Aaron CLIFFORD	Yamaha - Clifford Racing	22	21:32.597	8.784	8.784	100.51	57.981	3
3	75	Korie MCGREEVY	Triumph - Century Racing	22	21:32.718	8.905	0.121	100.50	58.209	6
4	5	Aaron CLARKE	Yamaha - Draper Racing	22	21:33.089	9.276	0.371	100.47	58.055	3
5	41	Milo WARD	Kawasaki - G & S Racing	22	21:33.147	9.334	0.058	100.47	58.076	20
6	10	Joe SHELDON-SHAW	Kawasaki - Via Moto Racing	22	21:33.459	9.646	0.312	100.44	58.310	2
7	99	Ben LUXTON	Kawasaki - G & S Racing	22	21:33.544	9.731	0.085	100.44	58.269	3
8	55	Kevin KEYES	Kawasaki - Team #109	22	21:45.587	21.774	12.043	99.51	58.531	6
9	58	Cameron LEE	Yamaha - Allied Motorsport	22	21:45.669	21.856	0.082	99.50	58.419	16
10	8	Grant NEWSTEAD	Yamaha - Morgan Price / Tinklers Racing	22	21:46.025	22.212	0.356	99.48	58.835	18
11	17	Josh WOOD	Kawasaki - Wood Racing	22	21:46.086	22.273	0.061	99.47	58.783	10
12	19	James ALDERSON	Triumph - R Alderson & Sons Racing	22	21:46.541	22.728	0.455	99.44	58.644	10
13	37	Liam DELVES	Yamaha - Team IMR	22	21:47.080	23.267	0.539	99.40	58.859	13
14	26	Adam HARTGROVE	Yamaha - Adam Hartgrove Racing	22	21:51.342	27.529	4.262	99.07	58.822	9
15	14	Louis VALLELEY	Kawasaki - Pharaoh Racing	22	21:52.812	28.999	1.470	98.96	58.575	6
16	44	Ewan POTTER	Yamaha - Jones Dorling Racing	22	22:03.704	39.891	10.892	98.15	59.405	19
17	6	Conor WHEELER	Yamaha - Conor Wheeler Racing	22	22:04.336	40.523	0.632	98.10	59.186	4
18	27	Jamie ASHBY	Yamaha - JPA Racing / Davison Transport	22	22:12.188	48.375	7.852	97.52	1:00.064	4
19	15	Kurtis BUTLER	Kawasaki - 3vk	22	22:13.430	49.617	1.242	97.43	59.310	3
20	47	Angus GOUGH	Yamaha - G Fab Racing	21	21:27.505	1 Lap	1 Lap	96.32	1:00.660	21
21	85	Jordan MCCORD	Yamaha - AJM Sales Ltd / Reid Engineering	21	21:28.244	1 Lap	0.739	96.26	1:00.515	20

NOT CLASSIFIED

DNF	32	Mark PIPER	Yamaha - Pied Piper Racing	20	19:49.059	2 Laps	1 Lap	99.33	58.693	8
DNF	12	James NAGY	Kawasaki - Steelmate Racing	11	11:09.339	11 Laps	9 Laps	97.05	58.965	3
DNF	11	Rory SKINNER	Kawasaki - Bennetts Tokheim Kirkcaldy Kawasaki	9	8:40.820	13 Laps	2 Laps	102.05	57.372	3
DNF	7	Aaron WRIGHT	Yamaha - Jezaro.com	5	5:02.725	17 Laps	4 Laps	97.54	59.212	5
DNF	2	TJ TOMS	Kawasaki - Squidge Racing	4	3:56.279	18 Laps	1 Lap	99.97	58.039	3
DNF	66	Cameron FRASER	Yamaha - Jones Dorling Racing	1	1:14.201	21 Laps	3 Laps	79.58		
DNF	4	Connor MOODY	Kawasaki - Steelmate Racing	0						

FASTEST LAP

21	Ryan VICKERS	Yamaha - Mototechniks Yamaha	3	57.280	103.10 mph	165.92 kph
----	--------------	------------------------------	---	--------	------------	------------

Weather / Track : Cloudy / Dry

These results are provisional until the conclusion of any judicial and technical matters.

Silverstone National

Circuit Length = 1.6404 miles

Start: 11:11 Flag 11:32 End: 11:33

Race Director :	Stewards :	Timekeeper :
-----------------	------------	--------------

Results can be found at www.britishsuperbike.com

Printed - 11:33 Sunday, 09 September 2018

MCRCB BULLETIN TK262

2018 Bennetts British Superbike Championship - Round 9

2018 Pirelli National Superstock 600 Championship with Black Horse

RACE 7 - LAP CHART

17	18.636	59.161
19	18.786	59.029
32	18.894	59.329
26	19.528	58.974
58	20.094	58.437
37	20.497	59.446
14	21.000	58.814
44	29.162	59.705
6	29.669	59.770
27	33.687	1:00.453
15	33.793	1:00.905
47	43.562	1:00.706
85	44.051	1:00.629

LAP 13 @ 11:23:37.221

NO	BEHIND	LAP TIME
----	--------	----------

21		58.446
99	10.212	58.316
75	10.488	58.390
5	10.811	58.579
9	10.969	58.579
41	11.105	58.560
10	11.293	58.547
8	19.283	59.360
32	19.542	59.094
19	19.764	59.424
55	20.271	1:00.509
26	20.487	59.405
17	20.618	1:00.428
58	20.619	58.971
37	20.910	58.859
14	21.542	58.988
44	30.682	59.966
6	30.875	59.652
27	35.510	1:00.269
15	36.021	1:00.674
47	45.883	1:00.767
85	46.436	1:00.831

LAP 14 @ 11:24:35.801

NO	BEHIND	LAP TIME
----	--------	----------

21		58.580
99	10.027	58.395
75	10.406	58.498
5	10.627	58.396
9	10.701	58.312
41	10.871	58.346
10	11.182	58.469
8	19.560	58.857
32	19.722	58.760
55	20.313	58.622
19	20.621	59.437
26	20.786	58.879
17	21.012	58.974
58	21.178	59.139
37	21.590	59.260
14	21.858	58.896
44	32.113	1:00.011
6	32.262	59.967
27	37.108	1:00.178
15	37.557	1:00.116
47	48.290	1:00.987
85	48.478	1:00.622

LAP 15 @ 11:25:34.553

NO	BEHIND	LAP TIME
----	--------	----------

21		58.752
99	10.319	59.044
75	10.418	58.764
5	10.529	58.654
9	10.654	58.705
41	10.868	58.749
10	10.996	58.566
8	19.700	58.892
32	20.190	59.220
55	20.347	58.786
19	20.629	58.760
17	21.291	59.031
58	21.411	58.985
37	21.804	58.966
14	22.036	58.930
26	22.259	1:00.225
44	33.106	59.745
6	33.327	59.817
27	38.459	1:00.103
15	38.613	59.808
47	50.402	1:00.864
85	50.565	1:00.839

LAP 16 @ 11:26:33.285

NO	BEHIND	LAP TIME
----	--------	----------

21		58.732
5	10.661	58.864
75	10.750	59.064
99	10.891	59.304
41	11.074	58.938
9	11.157	59.235
10	11.485	59.221
8	20.144	59.176
32	20.349	58.891
55	20.449	58.834
19	20.803	58.906
58	21.098	58.419
17	21.656	59.097
37	21.933	58.861
14	22.132	58.828
26	22.489	58.962
6	34.208	59.613
44	34.485	1:00.111
15	40.016	1:00.135
27	40.250	1:00.523
47	52.409	1:00.739
85	52.917	1:01.084

LAP 17 @ 11:27:32.018

NO	BEHIND	LAP TIME
----	--------	----------

21		58.733
75	10.581	58.564
5	10.735	58.807
9	10.860	58.436
99	11.017	58.859
41	11.274	58.933
10	11.510	58.758
55	20.908	59.192
8	21.524	1:00.113
19	21.737	59.667
58	21.801	59.436

17	22.015	59.092
32	22.161	1:00.545
37	22.223	59.023
14	22.385	58.986
26	22.803	59.047
6	35.153	59.678
44	35.363	59.611
15	41.451	1:00.168
27	41.894	1:00.377
47	54.370	1:00.694
85	55.134	1:00.950

LAP 18 @ 11:28:30.737

NO	BEHIND	LAP TIME
----	--------	----------

21		58.719
9	10.646	58.505
5	10.747	58.731
75	10.855	58.993
41	11.014	58.459
10	11.274	58.483
99	11.368	59.070
55	21.162	58.973
8	21.640	58.835
58	21.906	58.824
19	22.226	59.208
17	22.316	59.020
37	22.726	59.222
14	23.020	59.354
32	23.070	59.628
26	23.422	59.338
6	36.097	59.663
44	36.509	59.865
27	43.436	1:00.261
15	43.549	1:00.817
47	56.604	1:00.953
85	57.283	1:00.868

LAP 19 @ 11:29:29.350

NO	BEHIND	LAP TIME
----	--------	----------

21		58.613
9	10.746	58.713
75	10.934	58.692
5	11.097	58.963
10	11.344	58.683
41	11.434	59.033
99	11.590	58.835
55	21.728	59.179
8	21.992	58.965
58	22.057	58.764
19	22.427	58.814
17	22.585	58.882
37	23.009	58.896
32	23.419	58.962
14	23.627	59.220
26	24.160	59.351
6	36.918	59.434
44	37.301	59.405
27	45.022	1:00.199
15	45.319	1:00.383

LAP 20 @ 11:30:28.517

NO	BEHIND	LAP TIME
----	--------	----------

21		59.167
----	--	--------

47	1 Lap	1:01.315
85	1 Lap	1:01.648
9	9.941	58.362
75	10.018	58.251
5	10.233	58.303
41	10.343	58.076
10	10.634	58.457
99	10.805	58.382
55	21.708	59.147
58	21.764	58.874
8	22.021	59.196
17	22.207	58.789
19	22.597	59.337
37	22.907	59.065
32	23.311	59.059
26	24.742	59.749
14	28.543	1:04.083
44	37.925	59.791
6	38.172	1:00.421
27	46.088	1:00.233
15	46.547	1:00.395

LAP 21 @ 11:31:27.465

NO	BEHIND	LAP TIME
----	--------	----------

21		58.948
47	1 Lap	1:00.958
85	1 Lap	1:00.515
9	9.455	58.462
75	9.542	58.472
5	10.188	58.903
10	10.325	58.639
41	10.325	58.930
99	10.473	58.616
55	21.806	59.046
58	21.891	59.075
8	22.386	59.313
17	22.545	59.286
19	22.859	59.210
37	23.195	59.236
26	26.004	1:00.210
14	29.082	59.487
44	39.088	1:00.111
6	39.563	1:00.339
27	47.225	1:00.085
15	48.085	1:00.486

LAP 22 @ 11:32:26.582

NO	BEHIND	LAP TIME
----	--------	----------

21		59.117
47	1 Lap	1:00.660
85	1 Lap	1:00.830
9	8.784	58.446
75	8.905	58.480
5	9.276	58.205
41	9.334	58.126
10	9.646	58.438
99	9.731	58.375
55	21.774	59.085
58	21.856	59.082
8	22.212	58.943
17	22.273	58.845
19	22.728	58.986
37	23.267	59.189
26	27.529	1:00.642

14	28.999	59.034
44	39.891	59.920
6	40.523	1:00.077
27	48.375	1:00.267
15	49.617	1:00.649

Weather / Track : Cloudy / Dry

Silverstone National
Circuit Length = 1.6404 miles
Start: 11:11 Flag 11:32 End: 11:33

MCRCB BULLETIN TK263

2018 Bennetts British Superbike Championship - Round 9

2018 Pirelli National Superstock 600 Championship with Black Horse

RACE 7 - POSITION CHART

No	Name	Lap																						
		Pos	1	2	3	4	5	6	7	8	9	10	11	12	13	14	15	16	17	18	19	20	21	22
11	SKINNER	1	11	11	11	11	11	11	11	11	11	11	21	21	21	21	21	21	21	21	21	21	21	21
21	VICKERS	2	21	21	21	21	21	21	21	21	21	21	75	75	99	99	99	99	5	75	9	9	9	9
41	WARD	3	75	75	2	2	9	9	9	9	9	99	99	75	75	75	75	75	5	5	75	75	75	75
75	MCGREEVY	4	2	2	9	75	75	75	99	99	99	5	5	5	5	5	5	99	9	75	5	5	5	5
9	CLIFFORD	5	9	9	75	9	99	99	75	5	75	41	41	9	9	9	9	41	99	41	10	41	10	41
2	TOMS	6	41	41	41	41	41	5	5	75	5	10	10	41	41	41	41	9	41	10	41	10	41	10
99	LUXTON	7	99	99	99	5	5	41	41	41	41	9	9	10	10	10	10	10	10	99	99	99	99	99
10	SHELDON-SHAW	8	10	10	5	99	10	10	10	10	10	55	55	55	8	8	8	8	55	55	55	55	55	55
5	CLARKE	9	5	5	10	10	8	55	55	55	55	8	8	8	32	32	32	32	8	8	8	58	58	58
26	HARTGROVE	10	12	12	12	12	12	8	8	8	8	17	17	17	19	55	55	55	19	58	58	8	8	8
19	ALDERSON	11	17	8	8	8	55	12	17	17	17	32	32	19	55	19	19	19	58	19	19	17	17	17
12	NAGY	12	26	14	17	17	17	17	12	32	32	19	19	32	26	26	17	58	17	17	17	19	19	19
17	WOOD	13	8	17	26	55	26	26	32	19	19	26	26	26	17	17	58	17	32	37	37	37	37	37
32	PIPER	14	14	26	32	26	32	32	26	12	26	37	37	58	58	58	37	37	14	32	32	26	26	26
58	LEE	15	32	32	55	32	19	19	19	26	37	58	58	37	37	37	14	14	14	32	14	26	14	14
8	NEWSTEAD	16	37	37	19	19	37	37	37	12	14	14	14	14	14	14	26	26	26	26	26	14	44	44
7	WRIGHT	17	58	55	37	37	58	58	58	58	58	12	44	44	44	44	44	6	6	6	6	44	6	6
37	DELVES	18	19	19	58	58	7	14	14	14	14	44	6	6	6	6	6	44	44	44	44	6	27	27
6	WHEELER	19	55	58	7	7	14	44	44	44	44	6	15	27	27	27	27	15	15	27	27	27	15	15
14	VALLELEY	20	7	7	44	14	44	6	6	6	6	15	27	15	15	15	15	27	27	15	15	15	47	47
66	FRASER	21	44	44	14	44	6	15	15	15	15	27	12	47	47	47	47	47	47	47	47	47	47	85
44	POTTER	22	15	15	15	6	15	27	27	27	27	47	47	85	85	85	85	85	85	85	85	85	85	85
27	ASHBY	23	6	6	6	15	27	47	47	47	47	85	85											
85	MCCORD	24	27	27	27	27	47	85	85	85	85													
55	KEYES	25	47	47	47	47	85																	
47	GOUGH	26	85	85	85	85																		
4	MOODY	27	66																					
15	BUTLER	28																						

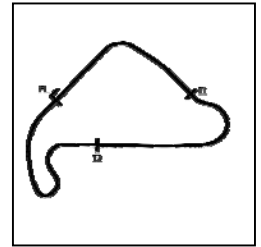
Weather / Track : Cloudy / Dry

Silverstone National
 Circuit Length = 1.6404 miles
 Start: 11:11 Flag 11:32 End: 11:33

2018 Bennetts British Superbike Championship - Round 9

2018 Pirelli National Superstock 600 Championship with Black Horse

RACE 7 - SECTOR ANALYSIS



SECTOR 1 = FL to I1, SECTOR 2 = I1 to I2, SECTOR 3 = I2 to FL, DIFF = Difference To Personal Best Lap, P = Crossed Finish Line in Pit Lane, D = Time Disallowed

P1 21		Ryan VICKERS		Yamaha - Mototechniks Yamaha						
IDEAL LAP TIME : 57.124		BEST LAP TIME : 57.280		DIFFERENCE : 0.156						
LAP	SECTOR 1	SECTOR 2	SECTOR 3	LAP TIME	MPH	DIFF	TIME OF DAY			
1 -		18.887	144.0	23.834	137.0	1:00.917	96.94	3.637	11:12:03.686	
2 -	15.027	18.596	147.4	23.802	137.8	57.425 (3)	102.84	0.145	11:13:01.111	
3 -	15.060	18.641	144.9	23.579	138.7	57.280 (1)	103.10		11:13:58.391	
4 -	15.113	18.613	146.2	23.872	137.5	57.598	102.53	0.318	11:14:55.989	
5 -	14.949	18.780	144.9	23.661	138.7	57.390 (2)	102.90	0.110	11:15:53.379	
6 -	15.083	18.732	144.6	23.683	137.5	57.498	102.71	0.218	11:16:50.877	
7 -	15.234	18.672	144.3	23.811	137.2	57.717	102.32	0.437	11:17:48.594	
8 -	15.157	18.799	144.0	23.750	138.4	57.706	102.34	0.426	11:18:46.300	
9 -	15.059	18.759	144.3	23.651	138.7	57.469	102.76	0.189	11:19:43.769	
10 -	15.245	18.838	143.7	24.220	136.7	58.303	101.29	1.023	11:20:42.072	
11 -	15.219	18.888	143.3	24.180	136.7	58.287	101.32	1.007	11:21:40.359	
12 -	15.255	18.977	142.7	24.184	137.5	58.416	101.09	1.136	11:22:38.775	
13 -	15.331	18.904	142.4	24.211	136.1	58.446	101.04	1.166	11:23:37.221	
14 -	15.344	19.020	142.7	24.216	137.0	58.580	100.81	1.300	11:24:35.801	
15 -	15.587	18.990	142.7	24.175	136.4	58.752	100.51	1.472	11:25:34.553	
16 -	15.356	18.959	142.7	24.417	135.3	58.732	100.55	1.452	11:26:33.285	
17 -	15.402	19.020	142.4	24.311	136.1	58.733	100.55	1.453	11:27:32.018	
18 -	15.424	18.970	143.0	24.325	136.7	58.719	100.57	1.439	11:28:30.737	
19 -	15.432	18.986	142.7	24.195	137.2	58.613	100.75	1.333	11:29:29.350	
20 -	15.315	18.888	143.3	24.964	135.3	59.167	99.81	1.887	11:30:28.517	
21 -	15.411	19.077	142.1	24.460	135.5	58.948	100.18	1.668	11:31:27.465	
22 -	15.423	19.081	142.7	24.613	131.2	59.117	99.89	1.837	11:32:26.582	

P2 9		Aaron CLIFFORD		Yamaha - Clifford Racing						
IDEAL LAP TIME : 57.785		BEST LAP TIME : 57.981		DIFFERENCE : 0.196						
LAP	SECTOR 1	SECTOR 2	SECTOR 3	LAP TIME	MPH	DIFF	TIME OF DAY			
1 -		19.039	143.7	24.189	140.2	1:01.832	95.51	3.851	11:12:04.601	
2 -	15.237	19.033	145.5	24.177	138.7	58.447	101.04	0.466	11:13:03.048	
3 -	15.076	18.920	144.3	23.985	137.8	57.981 (1)	101.85		11:14:01.029	
4 -	15.314	19.076	141.8	24.608	135.5	58.998	100.09	1.017	11:15:00.027	
5 -	15.308	18.952	143.0	24.346	135.8	58.606	100.76	0.625	11:15:58.633	
6 -	15.309	18.935	143.3	23.975	135.0	58.219 (2)	101.43	0.238	11:16:56.852	
7 -	15.385	18.961	142.4	24.444	135.5	58.790	100.45	0.809	11:17:55.642	
8 -	15.375	18.912	142.4	24.163	135.5	58.450	101.03	0.469	11:18:54.092	
9 -	15.324	18.971	143.0	24.094	136.7	58.389	101.14	0.408	11:19:52.481	
10 -	15.920	19.496	123.8	24.815	138.1	1:00.231	98.05	2.250	11:20:52.712	
11 -	15.163	18.948	146.8	24.409	139.0	58.520	100.91	0.539	11:21:51.232	
12 -	15.182	19.092	143.0	24.105	139.9	58.379	101.16	0.398	11:22:49.611	
13 -	15.235	19.109	141.8	24.235	139.0	58.579	100.81	0.598	11:23:48.190	
14 -	15.227	18.777	144.9	24.308	140.2	58.312 (3)	101.27	0.331	11:24:46.502	
15 -	15.484	18.949	145.5	24.272	139.9	58.705	100.59	0.724	11:25:45.207	
16 -	15.716	19.174	142.7	24.345	140.5	59.235	99.69	1.254	11:26:44.442	
17 -	15.232	19.204	145.2	24.000	139.9	58.436	101.06	0.455	11:27:42.878	
18 -	15.411	19.066	144.6	24.028	135.8	58.505	100.94	0.524	11:28:41.383	
19 -	15.624	19.036	143.3	24.053	135.8	58.713	100.58	0.732	11:29:40.096	
20 -	15.438	18.955	143.3	23.969	135.8	58.362	101.19	0.381	11:30:38.458	
21 -	15.524	19.006	143.3	23.932	136.7	58.462	101.01	0.481	11:31:36.920	
22 -	15.581	18.848	143.7	24.017	135.5	58.446	101.04	0.465	11:32:35.366	

P3 75		Korie MCGREEVY		Triumph - Century Racing						
IDEAL LAP TIME : 57.863		BEST LAP TIME : 58.209		DIFFERENCE : 0.346						
LAP	SECTOR 1	SECTOR 2	SECTOR 3	LAP TIME	MPH	DIFF	TIME OF DAY			
1 -		18.944	143.3	24.271	133.9	1:01.535	95.97	3.326	11:12:04.304	
2 -	15.333	18.930	142.7	24.071	133.9	58.334	101.23	0.125	11:13:02.638	
3 -	15.212	18.964	140.9	24.397	135.5	58.573	100.82	0.364	11:14:01.211	
4 -	15.214	18.928	138.9	24.527	133.3	58.669	100.66	0.460	11:14:59.880	
5 -	15.299	18.968	138.9	24.602	135.0	58.869	100.31	0.660	11:15:58.749	
6 -	15.292	18.867	143.0	24.050	134.7	58.209 (1)	101.45		11:16:56.958	

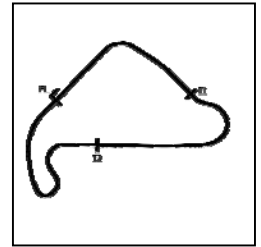
Silverstone National

Circuit Length = 1.6404 miles

Start: 11:11 Flag 11:32 End: 11:33

Weather / Track : Cloudy / Dry

RACE 7 - SECTOR ANALYSIS



SECTOR 1 = FL to I1, SECTOR 2 = I1 to I2, SECTOR 3 = I2 to FL, DIFF = Difference To Personal Best Lap, P = Crossed Finish Line in Pit Lane, D = Time Disallowed

7 -	15.509	18.957	138.9	24.397	135.5	58.863	100.32	0.654	11:17:55.821
8 -	15.407	19.142	140.9	24.116	135.5	58.665	100.66	0.456	11:18:54.486
9 -	15.066	19.006	143.0	24.181	137.2	58.253 (3)	101.37	0.044	11:19:52.739
10 -	15.467	18.861	143.3	24.569	134.2	58.897	100.27	0.688	11:20:51.636
11 -	15.462	18.987	141.8	24.488	132.5	58.937	100.20	0.728	11:21:50.573
12 -	15.460	18.970	141.8	24.316	135.3	58.746	100.52	0.537	11:22:49.319
13 -	15.359	19.017	141.5	24.014	136.4	58.390	101.14	0.181	11:23:47.709
14 -	15.279	19.055	141.2	24.164	137.0	58.498	100.95	0.289	11:24:46.207
15 -	15.374	18.840	142.1	24.550	135.0	58.764	100.49	0.555	11:25:44.971
16 -	15.841	18.940	138.3	24.283	134.2	59.064	99.98	0.855	11:26:44.035
17 -	15.453	18.994	142.7	24.117	133.6	58.564	100.84	0.355	11:27:42.599
18 -	15.647	19.174	136.6	24.172	138.1	58.993	100.10	0.784	11:28:41.592
19 -	15.422	19.058	139.8	24.212	137.5	58.692	100.62	0.483	11:29:40.284
20 -	15.348	18.878	140.9	24.025	137.8	58.251 (2)	101.38	0.042	11:30:38.535
21 -	15.436	19.079	141.8	23.957	135.8	58.472	100.99	0.263	11:31:37.007
22 -	15.510	18.880	141.8	24.090	136.1	58.480	100.98	0.271	11:32:35.487

P4	5	Aaron CLARKE	Yamaha - Draper Racing					
IDEAL LAP TIME : 57.760		BEST LAP TIME : 58.055		DIFFERENCE : 0.295				

LAP	SECTOR 1	SECTOR 2	SECTOR 3	LAP TIME	MPH	DIFF	TIME OF DAY		
1 -		18.983	142.7	24.625	137.8	1:02.634	94.28	4.579	11:12:05.403
2 -	15.281	18.857	143.3	24.206	137.2	58.344	101.22	0.289	11:13:03.747
3 -	14.945	18.888	141.5	24.222	136.4	58.055 (1)	101.72		11:14:01.802
4 -	15.165	19.022	143.0	24.116	137.8	58.303 (3)	101.29	0.248	11:15:00.105
5 -	15.511	19.105	142.1	24.394	136.1	59.010	100.07	0.955	11:15:59.115
6 -	15.224	19.027	144.9	24.089	135.8	58.340	101.22	0.285	11:16:57.455
7 -	15.184	18.923	141.5	24.370	137.5	58.477	100.99	0.422	11:17:55.932
8 -	15.328	19.089	143.7	24.014	137.2	58.431	101.07	0.376	11:18:54.363
9 -	15.153	19.038	142.1	24.305	137.8	58.496	100.95	0.441	11:19:52.859
10 -	15.394	19.198	144.6	24.446	137.8	59.038	100.03	0.983	11:20:51.897
11 -	15.277	18.983	145.2	24.589	137.0	58.849	100.35	0.794	11:21:50.746
12 -	15.435	19.096	144.6	24.176	138.1	58.707	100.59	0.652	11:22:49.453
13 -	15.286	19.216	141.8	24.077	135.0	58.579	100.81	0.524	11:23:48.032
14 -	15.134	18.957	145.2	24.305	137.5	58.396	101.13	0.341	11:24:46.428
15 -	15.186	19.115	143.3	24.353	138.1	58.654	100.68	0.599	11:25:45.082
16 -	15.663	18.961	143.3	24.240	133.1	58.864	100.32	0.809	11:26:43.946
17 -	15.434	19.108	139.8	24.265	137.0	58.807	100.42	0.752	11:27:42.753
18 -	15.554	19.053	141.5	24.124	137.8	58.731	100.55	0.676	11:28:41.484
19 -	15.456	19.073	142.7	24.434	138.4	58.963	100.15	0.908	11:29:40.447
20 -	15.283	19.062	144.9	23.958	137.0	58.303 (3)	101.29	0.248	11:30:38.750
21 -	15.614	19.257	143.3	24.032	134.4	58.903	100.26	0.848	11:31:37.653
22 -	15.258	18.942	142.7	24.005	136.7	58.205 (2)	101.46	0.150	11:32:35.858

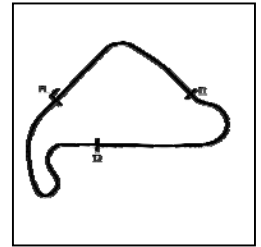
P5	41	Milo WARD	Kawasaki - G & S Racing					
IDEAL LAP TIME : 57.835		BEST LAP TIME : 58.076		DIFFERENCE : 0.241				

LAP	SECTOR 1	SECTOR 2	SECTOR 3	LAP TIME	MPH	DIFF	TIME OF DAY		
1 -		19.194	138.6	24.361	137.8	1:02.008	95.23	3.932	11:12:04.777
2 -	15.156	19.080	140.9	24.147	138.1	58.383	101.15	0.307	11:13:03.160
3 -	15.083	19.024	142.7	24.119	137.2	58.226 (3)	101.42	0.150	11:14:01.386
4 -	15.114	19.189	141.5	24.339	135.5	58.642	100.70	0.566	11:15:00.028
5 -	15.423	19.277	140.6	24.206	137.0	58.906	100.25	0.830	11:15:58.934
6 -	15.284	19.151	142.7	24.229	137.2	58.664	100.66	0.588	11:16:57.598
7 -	15.210	19.076	142.7	24.265	136.7	58.551	100.86	0.475	11:17:56.149
8 -	15.288	19.201	142.4	24.068	136.7	58.557	100.85	0.481	11:18:54.706
9 -	15.091	19.242	142.4	24.040	137.2	58.373	101.17	0.297	11:19:53.079
10 -	15.375	19.280	142.1	24.276	135.8	58.931	100.21	0.855	11:20:52.010
11 -	15.392	19.111	144.6	24.292	136.7	58.795	100.44	0.719	11:21:50.805
12 -	15.417	19.262	143.0	24.282	135.5	58.961	100.16	0.885	11:22:49.766
13 -	15.221	19.161	144.0	24.178	135.8	58.560	100.84	0.484	11:23:48.326
14 -	15.211	19.071	143.7	24.064	136.7	58.346	101.21	0.270	11:24:46.672
15 -	15.367	19.125	143.3	24.257	136.4	58.749	100.52	0.673	11:25:45.421
16 -	15.522	19.060	143.0	24.356	135.5	58.938	100.20	0.862	11:26:44.359
17 -	15.573	19.184	142.7	24.176	135.5	58.933	100.20	0.857	11:27:43.292

Silverstone National
 Circuit Length = 1.6404 miles
 Start: 11:11 Flag 11:32 End: 11:33

Weather / Track : Cloudy / Dry

RACE 7 - SECTOR ANALYSIS



SECTOR 1 = FL to I1, SECTOR 2 = I1 to I2, SECTOR 3 = I2 to FL, DIFF = Difference To Personal Best Lap, P = Crossed Finish Line in Pit Lane, D = Time Disallowed

18 -	15.229	18.982	142.7	24.248	137.0	58.459	101.02	0.383	11:28:41.751
19 -	15.387	19.259	142.7	24.387	136.4	59.033	100.04	0.957	11:29:40.784
20 -	15.300	18.912	143.7	23.864	137.0	58.076 (1)	101.68		11:30:38.860
21 -	15.432	19.488	144.0	24.010	136.7	58.930	100.21	0.854	11:31:37.790
22 -	15.282	18.888	143.0	23.956	136.1	58.126 (2)	101.60	0.050	11:32:35.916

P6	10	Joe SHELDON-SHAW	Kawasaki - Via Moto Racing	
IDEAL LAP TIME : 57.953		BEST LAP TIME : 58.310	DIFFERENCE : 0.357	

LAP	SECTOR 1	SECTOR 2	SECTOR 3	LAP TIME	MPH	DIFF	TIME OF DAY		
1 -		19.037	141.8	24.590	137.0	1:02.504	94.48	4.194	11:12:05.273
2 -	15.293	18.781	143.7	24.236	137.5	58.310 (1)	101.28		11:13:03.583
3 -	15.117	19.070	141.5	24.208	138.4	58.395 (3)	101.13	0.085	11:14:01.978
4 -	15.152	19.024	140.9	24.337	137.0	58.513	100.92	0.203	11:15:00.491
5 -	15.285	19.091	141.8	24.496	137.2	58.872	100.31	0.562	11:15:59.363
6 -	15.356	18.880	143.0	24.267	136.7	58.503	100.94	0.193	11:16:57.866
7 -	15.327	18.949	142.1	24.291	137.0	58.567	100.83	0.257	11:17:56.433
8 -	15.354	18.954	142.1	24.289	136.1	58.597	100.78	0.287	11:18:55.030
9 -	15.359	18.834	143.7	24.169	137.2	58.362 (2)	101.19	0.052	11:19:53.392
10 -	15.534	19.029	138.0	24.378	137.0	58.941	100.19	0.631	11:20:52.333
11 -	15.360	18.890	144.6	24.392	135.0	58.642	100.70	0.332	11:21:50.975
12 -	15.478	19.307	144.3	24.207	137.2	58.992	100.10	0.682	11:22:49.967
13 -	15.200	19.053	141.2	24.294	137.2	58.547	100.87	0.237	11:23:48.514
14 -	15.358	18.905	144.6	24.206	137.0	58.469	101.00	0.159	11:24:46.983
15 -	15.313	19.074	143.3	24.179	137.0	58.566	100.83	0.256	11:25:45.549
16 -	15.589	19.220	143.7	24.412	137.0	59.221	99.72	0.911	11:26:44.770
17 -	15.309	19.102	142.4	24.347	137.2	58.758	100.50	0.448	11:27:43.528
18 -	15.351	18.914	143.3	24.218	137.2	58.483	100.98	0.173	11:28:42.011
19 -	15.304	19.103	142.1	24.276	137.2	58.683	100.63	0.373	11:29:40.694
20 -	15.506	18.896	144.3	24.055	136.4	58.457	101.02	0.147	11:30:39.151
21 -	15.322	19.255	141.8	24.062	137.5	58.639	100.71	0.329	11:31:37.790
22 -	15.410	18.835	140.9	24.193	137.5	58.438	101.05	0.128	11:32:36.228

P7	99	Ben LUXTON	Kawasaki - G & S Racing	
IDEAL LAP TIME : 57.888		BEST LAP TIME : 58.269	DIFFERENCE : 0.381	

LAP	SECTOR 1	SECTOR 2	SECTOR 3	LAP TIME	MPH	DIFF	TIME OF DAY		
1 -		19.052	140.1	24.436	138.4	1:02.182	94.97	3.913	11:12:04.951
2 -	15.122	19.097	141.2	24.142	137.5	58.361	101.19	0.092	11:13:03.312
3 -	15.126	18.895	140.1	24.248	137.0	58.269 (1)	101.35		11:14:01.581
4 -	15.315	19.122	142.1	24.195	138.4	58.632	100.72	0.363	11:15:00.213
5 -	15.301	18.927	140.3	24.364	137.5	58.592	100.79	0.323	11:15:58.805
6 -	15.324	19.049	142.7	23.898	136.7	58.271 (2)	101.34	0.002	11:16:57.076
7 -	15.328	18.908	140.9	24.459	134.7	58.695	100.61	0.426	11:17:55.771
8 -	15.375	18.915	140.6	24.119	137.0	58.409	101.10	0.140	11:18:54.180
9 -	15.270	19.035	143.0	24.075	136.1	58.380	101.15	0.111	11:19:52.560
10 -	15.503	18.965	142.4	24.710	136.4	59.178	99.79	0.909	11:20:51.738
11 -	15.364	18.998	142.1	24.645	135.0	59.007	100.08	0.738	11:21:50.745
12 -	15.291	18.918	142.1	24.163	135.3	58.372	101.17	0.103	11:22:49.117
13 -	15.398	18.971	142.1	23.947	135.3	58.316 (3)	101.27	0.047	11:23:47.433
14 -	15.489	19.035	142.1	23.871	136.1	58.395	101.13	0.126	11:24:45.828
15 -	15.577	18.969	141.8	24.498	134.7	59.044	100.02	0.775	11:25:44.872
16 -	16.017	19.082	144.0	24.205	136.7	59.304	99.58	1.035	11:26:44.176
17 -	15.331	19.442	141.5	24.086	137.2	58.859	100.33	0.590	11:27:43.035
18 -	15.387	19.148	140.3	24.535	138.4	59.070	99.97	0.801	11:28:42.105
19 -	15.242	19.173	142.1	24.420	137.5	58.835	100.37	0.566	11:29:40.940
20 -	15.348	18.925	137.7	24.109	137.8	58.382	101.15	0.113	11:30:39.322
21 -	15.319	19.225	134.4	24.072	135.8	58.616	100.75	0.347	11:31:37.938
22 -	15.326	18.923	144.0	24.126	136.7	58.375	101.16	0.106	11:32:36.313

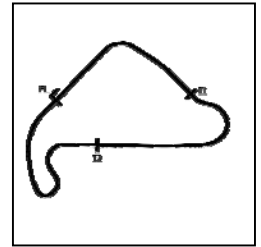
P8	55	Kevin KEYES	Kawasaki - Team #109	
IDEAL LAP TIME : 58.324		BEST LAP TIME : 58.531	DIFFERENCE : 0.207	

LAP	SECTOR 1	SECTOR 2	SECTOR 3	LAP TIME	MPH	DIFF	TIME OF DAY		
1 -		19.626	140.3	25.359	137.0	1:05.150	90.64	6.619	11:12:07.919

Weather / Track : Cloudy / Dry

Silverstone National
Circuit Length = 1.6404 miles
Start: 11:11 Flag 11:32 End: 11:33

RACE 7 - SECTOR ANALYSIS



SECTOR 1 = FL to I1, SECTOR 2 = I1 to I2, SECTOR 3 = I2 to FL, DIFF = Difference To Personal Best Lap, P = Crossed Finish Line in Pit Lane, D = Time Disallowed

2 -	15.305	19.164	145.2	24.637	133.9	59.106	99.91	0.575	11:13:07.025
3 -	15.362	18.946	141.8	24.856	137.0	59.164	99.81	0.633	11:14:06.189
4 -	15.327	19.061	139.5	24.336	135.8	58.724 (3)	100.56	0.193	11:15:04.913
5 -	15.449	18.989	140.3	24.335	136.4	58.773	100.48	0.242	11:16:03.686
6 -	15.390	18.801	142.1	24.340	134.7	58.531 (1)	100.89		11:17:02.217
7 -	15.499	19.002	141.2	24.460	131.7	58.961	100.16	0.430	11:18:01.178
8 -	15.560	18.961	140.6	24.370	132.8	58.891	100.28	0.360	11:19:00.069
9 -	15.511	19.116	140.1	24.591	132.8	59.218	99.72	0.687	11:19:59.287
10 -	15.589	19.181	140.6	24.441	133.9	59.211	99.73	0.680	11:20:58.498
11 -	15.535	19.317	141.2	24.550	133.1	59.402	99.41	0.871	11:21:57.900
12 -	15.452	19.140	140.9	24.491	131.2	59.083	99.95	0.552	11:22:56.983
13 -	15.591	20.068	139.2	24.850	134.2	1:00.509	97.59	1.978	11:23:57.492
14 -	15.325	19.079	142.4	24.218	136.1	58.622 (2)	100.74	0.091	11:24:56.114
15 -	15.519	18.822	143.3	24.445	135.3	58.786	100.46	0.255	11:25:54.900
16 -	15.489	18.889	143.7	24.456	135.3	58.834	100.37	0.303	11:26:53.734
17 -	15.601	19.140	140.6	24.451	134.2	59.192	99.77	0.661	11:27:52.926
18 -	15.548	19.146	141.5	24.279	132.8	58.973	100.14	0.442	11:28:51.899
19 -	15.636	19.252	140.6	24.291	134.2	59.179	99.79	0.648	11:29:51.078
20 -	15.519	19.287	141.2	24.341	132.8	59.147	99.84	0.616	11:30:50.225
21 -	15.552	19.151	140.6	24.343	132.0	59.046	100.01	0.515	11:31:49.271
22 -	15.608	19.130	140.9	24.347	132.3	59.085	99.95	0.554	11:32:48.356

P9	58	Cameron LEE	Yamaha - Allied Motorsport						
IDEAL LAP TIME : 58.284		BEST LAP TIME : 58.419		DIFFERENCE : 0.135					

LAP	SECTOR 1	SECTOR 2	SECTOR 3	LAP TIME	MPH	DIFF	TIME OF DAY		
1 -		19.811	128.8	25.402	135.0	1:04.839	91.08	6.420	11:12:07.608
2 -	15.380	19.334	140.9	25.031	137.0	59.745	98.84	1.326	11:13:07.353
3 -	15.492	19.203	138.9	24.731	137.0	59.426	99.37	1.007	11:14:06.779
4 -	15.256	19.372	134.4	24.703	135.8	59.331	99.53	0.912	11:15:06.110
5 -	15.632	19.115	131.8	24.441	137.0	59.188	99.77	0.769	11:16:05.298
6 -	15.355	18.986	140.6	24.628	137.2	58.969	100.14	0.550	11:17:04.267
7 -	15.358	19.217	136.3	24.725	138.1	59.300	99.58	0.881	11:18:03.567
8 -	15.489	19.382	141.8	24.596	138.1	59.467	99.31	1.048	11:19:03.034
9 -	15.479	19.347	143.7	24.808	134.4	59.634	99.03	1.215	11:20:02.668
10 -	15.622	19.114	144.3	24.281	137.0	59.017	100.06	0.598	11:21:01.685
11 -	15.258	18.943	142.7	24.546	136.4	58.747 (3)	100.52	0.328	11:22:00.432
12 -	15.229	19.070	144.9	24.138	135.5	58.437 (2)	101.06	0.018	11:22:58.869
13 -	15.288	18.931	144.0	24.752	136.1	58.971	100.14	0.552	11:23:57.840
14 -	15.560	19.082	139.2	24.497	137.5	59.139	99.86	0.720	11:24:56.979
15 -	15.361	19.199	137.7	24.425	136.7	58.985	100.12	0.566	11:25:55.964
16 -	15.333	18.924	143.7	24.162	136.1	58.419 (1)	101.09		11:26:54.383
17 -	15.449	19.030	142.4	24.957	138.4	59.436	99.36	1.017	11:27:53.819
18 -	15.463	19.202	144.3	24.159	137.5	58.824	100.39	0.405	11:28:52.643
19 -	15.381	19.073	144.6	24.310	137.2	58.764	100.49	0.345	11:29:51.407
20 -	15.477	19.026	146.2	24.371	135.0	58.874	100.31	0.455	11:30:50.281
21 -	15.621	19.064	145.5	24.390	136.4	59.075	99.96	0.656	11:31:49.356
22 -	15.875	18.917	145.5	24.290	136.1	59.082	99.95	0.663	11:32:48.438

P10	8	Grant NEWSTEAD	Yamaha - Morgan Price / Tinklers Racing						
IDEAL LAP TIME : 58.540		BEST LAP TIME : 58.835		DIFFERENCE : 0.295					

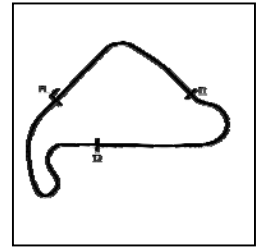
LAP	SECTOR 1	SECTOR 2	SECTOR 3	LAP TIME	MPH	DIFF	TIME OF DAY		
1 -		19.537	138.3	24.893	135.5	1:03.705	92.70	4.870	11:12:06.474
2 -	15.533	19.106	143.0	24.677	135.5	59.316	99.56	0.481	11:13:05.790
3 -	15.586	19.075	140.9	24.360	135.5	59.021	100.06	0.186	11:14:04.811
4 -	15.521	19.106	140.3	24.550	132.8	59.177	99.79	0.342	11:15:03.988
5 -	15.674	19.175	139.5	24.434	133.6	59.283	99.61	0.448	11:16:03.271
6 -	15.611	18.933	140.6	24.659	135.8	59.203	99.75	0.368	11:17:02.474
7 -	15.493	18.980	141.2	24.430	133.6	58.903	100.26	0.068	11:18:01.377
8 -	15.694	18.911	141.8	24.299	134.2	58.904	100.25	0.069	11:19:00.281
9 -	15.662	18.997	143.0	24.481	134.4	59.140	99.85	0.305	11:19:59.421
10 -	15.501	19.210	140.9	24.596	135.5	59.307	99.57	0.472	11:20:58.728
11 -	15.477	19.184	142.4	24.697	132.8	59.358	99.49	0.523	11:21:58.086
12 -	15.410	19.063	141.8	24.585	133.1	59.058	99.99	0.223	11:22:57.144

Silverstone National
 Circuit Length = 1.6404 miles
 Start: 11:11 Flag 11:32 End: 11:33

2018 Bennetts British Superbike Championship - Round 9

2018 Pirelli National Superstock 600 Championship with Black Horse

RACE 7 - SECTOR ANALYSIS



SECTOR 1 = FL to I1, SECTOR 2 = I1 to I2, SECTOR 3 = I2 to FL, DIFF = Difference To Personal Best Lap, P = Crossed Finish Line in Pit Lane, D = Time Disallowed

13 -	15.583	19.508	141.8	24.269	131.0	59.360	99.48	0.525	11:23:56.504
14 -	15.603	19.004	142.1	24.250	133.1	58.857 (2)	100.33	0.022	11:24:55.361
15 -	15.576	19.097	142.4	24.219	133.1	58.892 (3)	100.27	0.057	11:25:54.253
16 -	15.681	19.032	140.9	24.463	128.9	59.176	99.79	0.341	11:26:53.429
17 -	15.776	19.295	143.0	25.042	134.7	1:00.113	98.24	1.278	11:27:53.542
18 -	15.498	19.079	142.4	24.258	131.2	58.835 (1)	100.37		11:28:52.377
19 -	15.551	18.975	141.5	24.439	135.3	58.965	100.15	0.130	11:29:51.342
20 -	15.657	19.117	142.7	24.422	133.6	59.196	99.76	0.361	11:30:50.538
21 -	15.673	19.013	142.7	24.627	134.7	59.313	99.56	0.478	11:31:49.851
22 -	15.491	19.121	140.9	24.331	133.9	58.943	100.19	0.108	11:32:48.794

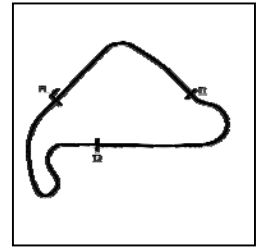
P11	17	Josh WOOD			Kawasaki - Wood Racing				
IDEAL LAP TIME : 58.424		BEST LAP TIME : 58.783			DIFFERENCE : 0.359				
LAP	SECTOR 1	SECTOR 2	SECTOR 3	LAP TIME	MPH	DIFF	TIME OF DAY		
1 -		19.404	137.5	24.910	135.0	1:03.471	93.04	4.688	11:12:06.240
2 -	15.534	19.203	144.3	25.309	135.3	1:00.046	98.35	1.263	11:13:06.286
3 -	15.453	19.321	136.1	24.734	133.9	59.508	99.24	0.725	11:14:05.794
4 -	15.437	19.079	142.1	24.498	133.9	59.014	100.07	0.231	11:15:04.808
5 -	15.669	19.094	133.1	24.548	134.7	59.311	99.57	0.528	11:16:04.119
6 -	15.601	19.116	143.7	24.453	135.8	59.170	99.80	0.387	11:17:03.289
7 -	15.660	19.156	143.7	24.309	131.5	59.125	99.88	0.342	11:18:02.414
8 -	15.496	18.990	142.7	24.388	134.2	58.874	100.31	0.091	11:19:01.288
9 -	15.513	19.209	141.8	24.321	135.8	59.043	100.02	0.260	11:20:00.331
10 -	15.416	19.071	143.0	24.296	135.8	58.783 (1)	100.46		11:20:59.114
11 -	15.337	19.138	142.4	24.661	134.7	59.136	99.86	0.353	11:21:58.250
12 -	15.297	19.151	143.3	24.713	134.4	59.161	99.82	0.378	11:22:57.411
13 -	15.338	20.010	143.7	25.080	134.4	1:00.428	97.73	1.645	11:23:57.839
14 -	15.541	18.975	137.2	24.458	136.7	58.974	100.14	0.191	11:24:56.813
15 -	15.282	19.312	141.8	24.437	136.1	59.031	100.04	0.248	11:25:55.844
16 -	15.489	19.306	140.3	24.302	136.1	59.097	99.93	0.314	11:26:54.941
17 -	15.379	19.090	143.3	24.623	137.0	59.092	99.94	0.309	11:27:54.033
18 -	15.398	19.188	141.8	24.434	137.0	59.020	100.06	0.237	11:28:53.053
19 -	15.411	19.170	141.8	24.301	138.1	58.882	100.29	0.099	11:29:51.935
20 -	15.334	19.288	144.3	24.167	136.4	58.789 (2)	100.45	0.006	11:30:50.724
21 -	15.613	19.174	143.3	24.499	135.3	59.286	99.61	0.503	11:31:50.010
22 -	15.410	19.221	144.3	24.214	135.8	58.845 (3)	100.35	0.062	11:32:48.855

P12	19	James ALDERSON			Triumph - R Alderson & Sons Racing				
IDEAL LAP TIME : 58.500		BEST LAP TIME : 58.644			DIFFERENCE : 0.144				
LAP	SECTOR 1	SECTOR 2	SECTOR 3	LAP TIME	MPH	DIFF	TIME OF DAY		
1 -		20.415	140.1	25.126	135.8	1:05.011	90.83	6.367	11:12:07.780
2 -	15.288	19.261	144.0	24.866	137.2	59.415	99.39	0.771	11:13:07.195
3 -	15.480	19.195	143.0	24.516	137.8	59.191	99.77	0.547	11:14:06.386
4 -	15.312	19.512	140.9	24.509	135.3	59.333	99.53	0.689	11:15:05.719
5 -	15.300	19.464	140.3	24.167	137.8	58.931	100.21	0.287	11:16:04.650
6 -	15.388	19.275	140.9	24.580	138.4	59.243	99.68	0.599	11:17:03.893
7 -	15.335	19.243	135.8	24.790	137.0	59.368	99.47	0.724	11:18:03.261
8 -	15.576	19.210	142.4	24.065	135.8	58.851	100.34	0.207	11:19:02.112
9 -	15.424	19.214	140.9	24.238	136.7	58.876	100.30	0.232	11:20:00.988
10 -	15.333	19.147	141.2	24.164	135.8	58.644 (1)	100.70		11:20:59.632
11 -	15.326	19.166	142.7	24.408	137.0	58.900	100.26	0.256	11:21:58.532
12 -	15.402	19.413	141.8	24.214	135.5	59.029	100.04	0.385	11:22:57.561
13 -	15.484	19.501	142.7	24.439	135.8	59.424	99.38	0.780	11:23:56.985
14 -	15.315	19.666	141.2	24.456	136.4	59.437	99.36	0.793	11:24:56.422
15 -	15.435	19.218	141.2	24.107	137.5	58.760 (2)	100.50	0.116	11:25:55.182
16 -	15.403	19.155	142.7	24.348	136.7	58.906	100.25	0.262	11:26:54.088
17 -	15.558	19.245	140.6	24.864	136.7	59.667	98.97	1.023	11:27:53.755
18 -	15.381	19.405	139.5	24.422	136.7	59.208	99.74	0.564	11:28:52.963
19 -	15.332	19.285	140.9	24.197	135.8	58.814 (3)	100.41	0.170	11:29:51.777
20 -	15.441	19.453	141.8	24.443	134.7	59.337	99.52	0.693	11:30:51.114
21 -	15.437	19.445	142.4	24.328	136.7	59.210	99.74	0.566	11:31:50.324
22 -	15.361	19.454	143.7	24.171	134.4	58.986	100.11	0.342	11:32:49.310

Weather / Track : Cloudy / Dry

Silverstone National
 Circuit Length = 1.6404 miles
 Start: 11:11 Flag 11:32 End: 11:33

RACE 7 - SECTOR ANALYSIS



SECTOR 1 = FL to I1, SECTOR 2 = I1 to I2, SECTOR 3 = I2 to FL, DIFF = Difference To Personal Best Lap, P = Crossed Finish Line in Pit Lane, D = Time Disallowed

P13 37		Liam DELVES				Yamaha - Team IMR			
IDEAL LAP TIME : 58.487		BEST LAP TIME : 58.859				DIFFERENCE : 0.372			
LAP	SECTOR 1	SECTOR 2		SECTOR 3		LAP TIME	MPH	DIFF	TIME OF DAY
1 -		19.654	136.9	24.999	134.4	1:04.678	91.30	5.819	11:12:07.447
2 -	15.417	19.131	139.2	24.908	133.6	59.456	99.32	0.597	11:13:06.903
3 -	15.593	19.288	143.0	24.907	135.3	59.788	98.77	0.929	11:14:06.691
4 -	15.150	19.426	138.6	24.742	133.9	59.318	99.55	0.459	11:15:06.009
5 -	15.508	19.038	139.8	24.623	135.8	59.169	99.81	0.310	11:16:05.178
6 -	15.329	18.934	142.4	24.686	138.4	58.949	100.18	0.090	11:17:04.127
7 -	15.206	19.352	136.1	24.716	137.5	59.274	99.63	0.415	11:18:03.401
8 -	15.471	19.343	137.2	24.692	138.4	59.506	99.24	0.647	11:19:02.907
9 -	15.369	19.105	141.5	24.443	137.5	58.917	100.23	0.058	11:20:01.824
10 -	15.252	19.175	139.2	24.568	135.5	58.995	100.10	0.136	11:21:00.819
11 -	15.370	19.111	141.5	24.526	137.0	59.007	100.08	0.148	11:21:59.826
12 -	15.747	19.140	141.5	24.559	136.1	59.446	99.34	0.587	11:22:59.272
13 -	15.303	19.111	142.1	24.445	136.1	58.859 (1)	100.33		11:23:58.131
14 -	15.358	19.349	136.1	24.553	136.7	59.260	99.65	0.401	11:24:57.391
15 -	15.382	19.181	141.2	24.403	137.5	58.966	100.15	0.107	11:25:56.357
16 -	15.315	19.122	139.5	24.424	137.0	58.861 (2)	100.33	0.002	11:26:55.218
17 -	15.308	19.209	139.2	24.506	138.1	59.023	100.05	0.164	11:27:54.241
18 -	15.290	19.247	138.0	24.685	136.4	59.222	99.72	0.363	11:28:53.463
19 -	15.382	19.056	140.1	24.458	136.7	58.896 (3)	100.27	0.037	11:29:52.359
20 -	15.379	19.161	140.3	24.525	136.1	59.065	99.98	0.206	11:30:51.424
21 -	15.465	19.245	139.5	24.526	137.0	59.236	99.69	0.377	11:31:50.660
22 -	15.399	19.164	136.3	24.626	134.4	59.189	99.77	0.330	11:32:49.849

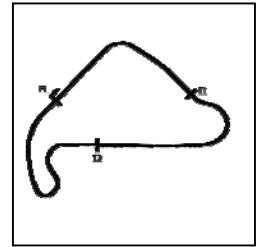
P14 26		Adam HARTGROVE				Yamaha - Adam Hartgrove Racing			
IDEAL LAP TIME : 58.603		BEST LAP TIME : 58.822				DIFFERENCE : 0.219			
LAP	SECTOR 1	SECTOR 2		SECTOR 3		LAP TIME	MPH	DIFF	TIME OF DAY
1 -		19.370	125.6	25.248	135.8	1:03.631	92.80	4.809	11:12:06.400
2 -	15.501	19.456	129.8	25.057	137.0	1:00.014	98.40	1.192	11:13:06.414
3 -	15.524	18.978	133.4	24.968	136.7	59.470	99.30	0.648	11:14:05.884
4 -	15.459	19.125	131.5	24.749	137.2	59.333	99.53	0.511	11:15:05.217
5 -	15.432	19.093	126.1	24.456	139.3	58.981	100.12	0.159	11:16:04.198
6 -	15.416	19.334	129.0	24.542	138.7	59.292	99.60	0.470	11:17:03.490
7 -	15.441	19.332	126.3	24.826	135.8	59.599	99.09	0.777	11:18:03.089
8 -	15.721	19.244	131.3	24.599	137.2	59.564	99.14	0.742	11:19:02.653
9 -	15.469	18.952	133.6	24.401	137.5	58.822 (1)	100.39		11:20:01.475
10 -	15.402	19.033	133.6	24.420	137.0	58.855 (2)	100.34	0.033	11:21:00.330
11 -	15.366	19.059	132.6	24.574	137.2	58.999	100.09	0.177	11:21:59.329
12 -	15.370	19.197	139.2	24.407	133.1	58.974	100.14	0.152	11:22:58.303
13 -	15.286	19.031	133.1	25.088	133.9	59.405	99.41	0.583	11:23:57.708
14 -	15.518	18.916	130.8	24.445	137.2	58.879 (3)	100.30	0.057	11:24:56.587
15 -	15.354	19.078	133.6	25.793	138.7	1:00.225	98.06	1.403	11:25:56.812
16 -	15.542	18.951	133.1	24.469	137.2	58.962	100.16	0.140	11:26:55.774
17 -	15.322	19.169	136.9	24.556	137.5	59.047	100.01	0.225	11:27:54.821
18 -	15.426	19.228	132.3	24.684	136.1	59.338	99.52	0.516	11:28:54.159
19 -	15.375	19.064	135.8	24.912	136.7	59.351	99.50	0.529	11:29:53.510
20 -	15.544	19.273	129.0	24.932	135.8	59.749	98.84	0.927	11:30:53.259
21 -	15.612	19.505	129.0	25.093	133.9	1:00.210	98.08	1.388	11:31:53.469
22 -	15.748	19.673	126.3	25.221	132.5	1:00.642	97.38	1.820	11:32:54.111

P15 14		Louis VALLELEY				Kawasaki - Pharaoh Racing			
IDEAL LAP TIME : 58.346		BEST LAP TIME : 58.575				DIFFERENCE : 0.229			
LAP	SECTOR 1	SECTOR 2		SECTOR 3		LAP TIME	MPH	DIFF	TIME OF DAY
1 -		19.364	142.4	24.640	134.2	1:03.880	92.44	5.305	11:12:06.649
2 -	15.461	19.163	139.8	24.617	135.5	59.241	99.68	0.666	11:13:05.890
3 -	18.259	19.291	141.5	24.681	134.7	1:02.231	94.89	3.656	11:14:08.121
4 -	15.563	19.101	141.2	24.495	132.8	59.159	99.82	0.584	11:15:07.280
5 -	15.498	18.954	141.2	24.310	134.7	58.762 (2)	100.50	0.187	11:16:06.042
6 -	15.301	18.946	142.1	24.328	135.3	58.575 (1)	100.82		11:17:04.617

Weather / Track : Cloudy / Dry

Silverstone National
Circuit Length = 1.6404 miles
Start: 11:11 Flag 11:32 End: 11:33

RACE 7 - SECTOR ANALYSIS



SECTOR 1 = FL to I1, SECTOR 2 = I1 to I2, SECTOR 3 = I2 to FL, DIFF = Difference To Personal Best Lap, P = Crossed Finish Line in Pit Lane, D = Time Disallowed

7 -	15.483	18.877	136.6	24.799	135.0	59.159	99.82	0.584	11:18:03.776
8 -	15.487	19.188	138.3	24.796	135.3	59.471	99.30	0.896	11:19:03.247
9 -	15.218	19.410	140.1	24.906	135.8	59.534	99.19	0.959	11:20:02.781
10 -	15.597	19.145	141.2	24.505	133.6	59.247	99.67	0.672	11:21:02.028
11 -	15.465	18.995	141.2	24.473	134.4	58.933	100.20	0.358	11:22:00.961
12 -	15.343	19.107	141.8	24.364	133.6	58.814	(3) 100.41	0.239	11:22:59.775
13 -	15.353	18.953	142.1	24.682	134.7	58.988	100.11	0.413	11:23:58.763
14 -	15.620	19.025	140.9	24.251	134.4	58.896	100.27	0.321	11:24:57.659
15 -	15.384	19.170	142.1	24.376	135.3	58.930	100.21	0.355	11:25:56.589
16 -	15.430	19.014	139.8	24.384	133.9	58.828	100.38	0.253	11:26:55.417
17 -	15.303	19.244	140.1	24.439	134.7	58.986	100.11	0.411	11:27:54.403
18 -	15.502	19.153	142.4	24.699	133.6	59.354	99.49	0.779	11:28:53.757
19 -	15.533	19.318	139.8	24.369	134.4	59.220	99.72	0.645	11:29:52.977
20 -	15.464	19.020	142.4	29.599	131.5	1:04.083	92.15	5.508	11:30:57.060
21 -	15.672	19.228	138.6	24.587	133.6	59.487	99.27	0.912	11:31:56.547
22 -	15.588	19.102	138.9	24.344	133.6	59.034	100.03	0.459	11:32:55.581

P16	44	Ewan POTTER	Yamaha - Jones Dorling Racing	
IDEAL LAP TIME : 59.230		BEST LAP TIME : 59.405	DIFFERENCE : 0.175	

LAP	SECTOR 1	SECTOR 2	SECTOR 3	LAP TIME	MPH	DIFF	TIME OF DAY		
1 -		19.690	134.2	25.889	136.7	1:05.591	90.03	6.186	11:12:08.360
2 -	15.582	19.283	146.2	25.232	133.6	1:00.097	98.26	0.692	11:13:08.457
3 -	15.671	19.012	145.5	24.793	136.1	59.476	(2) 99.29	0.071	11:14:07.933
4 -	15.637	19.113	143.3	25.225	131.2	59.975	98.46	0.570	11:15:07.908
5 -	15.744	19.113	141.5	25.071	133.3	59.928	98.54	0.523	11:16:07.836
6 -	15.680	19.177	139.8	25.154	132.5	1:00.011	98.40	0.606	11:17:07.847
7 -	15.934	19.454	140.9	25.119	131.7	1:00.507	97.60	1.102	11:18:08.354
8 -	15.844	19.263	140.9	25.228	131.7	1:00.335	97.88	0.930	11:19:08.689
9 -	15.740	19.279	141.2	25.052	134.7	1:00.071	98.31	0.666	11:20:08.760
10 -	15.608	19.179	140.9	25.028	130.7	59.815	98.73	0.410	11:21:08.575
11 -	15.738	19.102	141.5	24.817	132.8	59.657	98.99	0.252	11:22:08.232
12 -	15.633	19.195	141.5	24.877	132.3	59.705	98.91	0.300	11:23:07.937
13 -	15.785	19.273	141.8	24.908	127.9	59.966	98.48	0.561	11:24:07.903
14 -	15.933	19.090	141.8	24.988	133.3	1:00.011	98.40	0.606	11:25:07.914
15 -	15.673	19.256	140.6	24.816	132.5	59.745	98.84	0.340	11:26:07.659
16 -	15.787	19.527	143.0	24.797	134.4	1:00.111	98.24	0.706	11:27:07.770
17 -	15.596	19.157	143.0	24.858	135.0	59.611	(3) 99.07	0.206	11:28:07.381
18 -	15.482	19.351	141.2	25.032	134.4	59.865	98.64	0.460	11:29:07.246
19 -	15.546	18.955	143.3	24.904	135.3	59.405	(1) 99.41		11:30:06.651
20 -	15.488	19.034	143.7	25.269	129.7	59.791	98.77	0.386	11:31:06.442
21 -	15.750	19.141	141.5	25.220	131.7	1:00.111	98.24	0.706	11:32:06.553
22 -	15.723	19.269	140.1	24.928	132.3	59.920	98.55	0.515	11:33:06.473

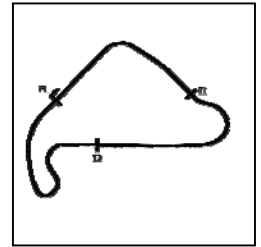
P17	6	Conor WHEELER	Yamaha - Conor Wheeler Racing	
IDEAL LAP TIME : 59.165		BEST LAP TIME : 59.186	DIFFERENCE : 0.021	

LAP	SECTOR 1	SECTOR 2	SECTOR 3	LAP TIME	MPH	DIFF	TIME OF DAY		
1 -		19.840	137.2	26.194	133.1	1:06.183	89.23	6.997	11:12:08.952
2 -	15.555	19.225	140.9	25.368	128.4	1:00.148	98.18	0.962	11:13:09.100
3 -	15.659	19.141	136.1	24.939	133.1	59.739	98.85	0.553	11:14:08.839
4 -	15.487	19.058	138.3	24.641	133.3	59.186	(1) 99.78		11:15:08.025
5 -	15.739	19.407	136.6	24.913	133.9	1:00.059	98.33	0.873	11:16:08.084
6 -	15.582	19.322	136.3	25.003	134.7	59.907	98.58	0.721	11:17:07.991
7 -	15.935	19.882	134.7	24.797	132.8	1:00.614	97.43	1.428	11:18:08.605
8 -	15.623	19.517	134.2	25.147	130.7	1:00.287	97.95	1.101	11:19:08.892
9 -	15.725	19.376	138.9	24.945	134.2	1:00.046	98.35	0.860	11:20:08.938
10 -	15.613	19.290	133.9	24.832	132.3	59.735	98.86	0.549	11:21:08.673
11 -	15.808	19.456	135.2	24.737	133.9	1:00.001	98.42	0.815	11:22:08.674
12 -	15.543	19.356	133.1	24.871	132.3	59.770	98.80	0.584	11:23:08.444
13 -	15.587	19.417	132.6	24.648	132.5	59.652	99.00	0.466	11:24:08.096
14 -	15.848	19.341	137.2	24.778	133.1	59.967	98.48	0.781	11:25:08.063
15 -	15.671	19.350	138.3	24.796	134.7	59.817	98.72	0.631	11:26:07.880
16 -	15.573	19.317	138.9	24.723	132.0	59.613	(3) 99.06	0.427	11:27:07.493
17 -	15.694	19.168	138.9	24.816	131.7	59.678	98.95	0.492	11:28:07.171

Weather / Track : Cloudy / Dry

Silverstone National
 Circuit Length = 1.6404 miles
 Start: 11:11 Flag 11:32 End: 11:33

RACE 7 - SECTOR ANALYSIS



SECTOR 1 = FL to I1, SECTOR 2 = I1 to I2, SECTOR 3 = I2 to FL, DIFF = Difference To Personal Best Lap, P = Crossed Finish Line in Pit Lane, D = Time Disallowed

18 -	15.527	19.380	136.6	24.756	132.3	59.663	98.98	0.477	11:29:06.834
19 -	15.466	19.158	139.5	24.810	132.8	59.434 (2)	99.36	0.248	11:30:06.268
20 -	15.598	19.152	139.2	25.671	131.0	1:00.421	97.74	1.235	11:31:06.689
21 -	15.783	19.568	134.7	24.988	131.2	1:00.339	97.87	1.153	11:32:07.028
22 -	15.571	19.604	133.4	24.902	131.5	1:00.077	98.30	0.891	11:33:07.105

P18 27	Jamie ASHBY	Yamaha - JPA Racing / Davison Transport
IDEAL LAP TIME : 59.783	BEST LAP TIME : 1:00.064	DIFFERENCE : 0.281

LAP	SECTOR 1	SECTOR 2	SECTOR 3	LAP TIME	MPH	DIFF	TIME OF DAY		
1 -		20.039	138.0	25.975	130.4	1:06.545	88.74	6.481	11:12:09.314
2 -	15.681	19.460	142.1	25.007	131.5	1:00.148	98.18	0.084	11:13:09.462
3 -	15.576	19.404	140.9	25.110	133.1	1:00.090 (3)	98.28	0.026	11:14:09.552
4 -	15.566	19.364	139.8	25.134	131.5	1:00.064 (1)	98.32		11:15:09.616
5 -	15.682	19.497	137.7	25.262	132.0	1:00.441	97.70	0.377	11:16:10.057
6 -	15.671	19.430	139.5	25.160	131.7	1:00.261	98.00	0.197	11:17:10.318
7 -	15.700	19.259	141.2	25.150	131.2	1:00.109	98.24	0.045	11:18:10.427
8 -	15.693	19.708	140.1	25.292	131.0	1:00.693	97.30	0.629	11:19:11.120
9 -	15.760	19.343	141.5	25.078	132.5	1:00.181	98.13	0.117	11:20:11.301
10 -	15.571	19.671	137.2	25.297	130.4	1:00.539	97.55	0.475	11:21:11.840
11 -	15.679	19.390	137.2	25.100	133.6	1:00.169	98.15	0.105	11:22:12.009
12 -	15.518	19.589	140.3	25.346	129.4	1:00.453	97.69	0.389	11:23:12.462
13 -	15.680	19.371	139.8	25.218	131.0	1:00.269	97.98	0.205	11:24:12.731
14 -	15.760	19.362	139.5	25.056	131.5	1:00.178	98.13	0.114	11:25:12.909
15 -	15.666	19.374	140.1	25.063	131.7	1:00.103	98.25	0.039	11:26:13.012
16 -	15.683	19.471	139.8	25.369	131.7	1:00.523	97.57	0.459	11:27:13.535
17 -	15.839	19.302	140.3	25.236	131.7	1:00.377	97.81	0.313	11:28:13.912
18 -	15.690	19.421	141.8	25.150	129.9	1:00.261	98.00	0.197	11:29:14.173
19 -	15.703	19.314	139.5	25.182	131.7	1:00.199	98.10	0.135	11:30:14.372
20 -	15.716	19.326	139.2	25.191	131.2	1:00.233	98.04	0.169	11:31:14.605
21 -	15.740	19.258	140.1	25.087	130.2	1:00.085 (2)	98.28	0.021	11:32:14.690
22 -	15.693	19.395	140.1	25.179	129.7	1:00.267	97.99	0.203	11:33:14.957

P19 15	Kurtis BUTLER	Kawasaki - 3vk
IDEAL LAP TIME : 59.174	BEST LAP TIME : 59.310	DIFFERENCE : 0.136

LAP	SECTOR 1	SECTOR 2	SECTOR 3	LAP TIME	MPH	DIFF	TIME OF DAY		
1 -		19.688	138.3	25.481	134.2	1:05.801	89.74	6.491	11:12:08.570
2 -	15.463	19.744	142.1	25.227	132.3	1:00.434	97.72	1.124	11:13:09.004
3 -	15.599	19.198	140.6	24.513	135.5	59.310 (1)	99.57		11:14:08.314
4 -	16.082	19.454	137.2	24.807	134.4	1:00.343	97.86	1.033	11:15:08.657
5 -	15.808	19.684	135.2	24.808	134.7	1:00.300	97.93	0.990	11:16:08.957
6 -	15.580	19.583	135.8	24.909	134.7	1:00.072 (3)	98.30	0.762	11:17:09.029
7 -	15.915	19.827	136.1	25.144	132.5	1:00.886	96.99	1.576	11:18:09.915
8 -	16.040	19.657	136.9	25.074	133.9	1:00.771	97.17	1.461	11:19:10.686
9 -	15.713	19.511	137.5	25.025	135.3	1:00.249	98.02	0.939	11:20:10.935
10 -	15.739	19.646	136.6	25.135	131.7	1:00.520	97.58	1.210	11:21:11.455
11 -	15.909	19.372	139.2	24.927	133.3	1:00.208	98.08	0.898	11:22:11.663
12 -	15.793	19.644	135.8	25.468	130.7	1:00.905	96.96	1.595	11:23:12.568
13 -	16.068	19.555	138.9	25.051	132.5	1:00.674	97.33	1.364	11:24:13.242
14 -	15.802	19.360	136.6	24.954	134.4	1:00.116	98.23	0.806	11:25:13.358
15 -	15.687	19.285	138.6	24.836	132.8	59.808 (2)	98.74	0.498	11:26:13.166
16 -	15.755	19.378	136.9	25.002	130.4	1:00.135	98.20	0.825	11:27:13.301
17 -	15.898	19.302	139.5	24.968	131.5	1:00.168	98.15	0.858	11:28:13.469
18 -	15.924	19.375	138.9	25.518	134.7	1:00.817	97.10	1.507	11:29:14.286
19 -	15.729	19.278	140.1	25.376	132.0	1:00.383	97.80	1.073	11:30:14.669
20 -	15.756	19.674	137.5	24.965	133.6	1:00.395	97.78	1.085	11:31:15.064
21 -	15.821	19.583	138.3	25.082	131.7	1:00.486	97.63	1.176	11:32:15.550
22 -	15.909	19.534	140.1	25.206	131.7	1:00.649	97.37	1.339	11:33:16.199

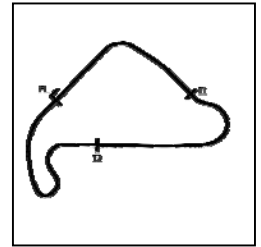
P20 47	Angus GOUGH	Yamaha - G Fab Racing
IDEAL LAP TIME : 1:00.151	BEST LAP TIME : 1:00.660	DIFFERENCE : 0.509

LAP	SECTOR 1	SECTOR 2	SECTOR 3	LAP TIME	MPH	DIFF	TIME OF DAY		
1 -		19.694	143.0	26.371	132.8	1:06.879	88.30	6.219	11:12:09.648

Weather / Track : Cloudy / Dry

Silverstone National
 Circuit Length = 1.6404 miles
 Start: 11:11 Flag 11:32 End: 11:33

RACE 7 - SECTOR ANALYSIS



SECTOR 1 = FL to I1, SECTOR 2 = I1 to I2, SECTOR 3 = I2 to FL, DIFF = Difference To Personal Best Lap, P = Crossed Finish Line in Pit Lane, D = Time Disallowed

2 -	15.941	19.598	143.3	25.569	131.0	1:01.108	96.64	0.448	11:13:10.756
3 -	16.039	19.573	140.9	25.745	127.7	1:01.357	96.25	0.697	11:14:12.113
4 -	16.119	19.522	140.3	25.755	127.9	1:01.396	96.18	0.736	11:15:13.509
5 -	16.215	19.853	139.8	25.797	128.9	1:01.865	95.46	1.205	11:16:15.374
6 -	16.228	19.559	139.8	25.481	132.3	1:01.268	96.39	0.608	11:17:16.642
7 -	16.123	19.446	140.6	25.551	128.1	1:01.120	96.62	0.460	11:18:17.762
8 -	16.085	19.475	139.8	25.646	130.7	1:01.206	96.48	0.546	11:19:18.968
9 -	15.900	19.554	139.8	25.524	129.7	1:00.978	96.84	0.318	11:20:19.946
10 -	15.786	19.506	140.6	25.566	128.7	1:00.858	97.04	0.198	11:21:20.804
11 -	15.924	19.549	139.5	25.354	130.4	1:00.827	97.08	0.167	11:22:21.631
12 -	15.885	19.556	140.9	25.265	128.9	1:00.706 (3)	97.28	0.046	11:23:22.337
13 -	15.961	19.452	140.9	25.354	132.3	1:00.767	97.18	0.107	11:24:23.104
14 -	15.802	19.602	140.9	25.583	130.2	1:00.987	96.83	0.327	11:25:24.091
15 -	15.975	19.571	139.5	25.318	130.4	1:00.864	97.03	0.204	11:26:24.955
16 -	15.926	19.493	140.1	25.320	131.7	1:00.739	97.23	0.079	11:27:25.694
17 -	15.956	19.470	140.9	25.268	131.7	1:00.694 (2)	97.30	0.034	11:28:26.388
18 -	15.833	19.644	139.8	25.476	129.7	1:00.953	96.88	0.293	11:29:27.341
19 -	16.051	19.814	139.5	25.450	128.9	1:01.315	96.31	0.655	11:30:28.656
20 -	16.071	19.913	139.8	24.974	132.8	1:00.958	96.88	0.298	11:31:29.614
21 -	15.731	19.626	140.1	25.303	131.7	1:00.660 (1)	97.35		11:32:30.274

P21	85	Jordan MCCORD	Yamaha - AJM Sales Ltd / Reid Engineering						
IDEAL LAP TIME : 1:00.121		BEST LAP TIME : 1:00.515		DIFFERENCE : 0.394					

LAP	SECTOR 1	SECTOR 2	SECTOR 3	LAP TIME	MPH	DIFF	TIME OF DAY		
1 -		20.139	131.3	25.917	132.3	1:07.120	87.98	6.605	11:12:09.889
2 -	15.921	19.507	137.2	25.646	130.7	1:01.074	96.69	0.559	11:13:10.963
3 -	15.991	19.742	133.9	25.531	129.2	1:01.264	96.39	0.749	11:14:12.227
4 -	15.986	19.866	134.4	25.584	129.9	1:01.436	96.12	0.921	11:15:13.663
5 -	16.201	20.029	132.3	25.645	129.2	1:01.875	95.44	1.360	11:16:15.538
6 -	16.167	19.613	135.5	25.514	132.3	1:01.294	96.34	0.779	11:17:16.832
7 -	15.976	19.669	133.6	25.413	130.2	1:01.058	96.72	0.543	11:18:17.890
8 -	16.005	19.754	135.5	25.439	132.3	1:01.198	96.50	0.683	11:19:19.088
9 -	16.139	19.479	133.9	25.333	131.7	1:00.951	96.89	0.436	11:20:20.039
10 -	15.827	19.603	135.0	25.440	131.0	1:00.870	97.02	0.355	11:21:20.909
11 -	15.944	19.647	133.4	25.697	131.2	1:01.288	96.35	0.773	11:22:22.197
12 -	15.882	19.549	136.3	25.198	129.7	1:00.629 (3)	97.40	0.114	11:23:22.826
13 -	15.952	19.603	135.0	25.276	131.0	1:00.831	97.08	0.316	11:24:23.657
14 -	15.841	19.452	136.6	25.329	131.5	1:00.622 (2)	97.41	0.107	11:25:24.279
15 -	15.903	19.654	137.5	25.282	130.2	1:00.839	97.07	0.324	11:26:25.118
16 -	15.877	19.687	138.0	25.520	127.9	1:01.084	96.68	0.569	11:27:26.202
17 -	16.056	19.544	138.6	25.350	130.2	1:00.950	96.89	0.435	11:28:27.152
18 -	15.838	19.809	138.0	25.221	131.7	1:00.868	97.02	0.353	11:29:28.020
19 -	15.799	19.756	135.5	26.093	132.0	1:01.648	95.79	1.133	11:30:29.668
20 -	15.759	19.846	134.4	24.910	132.3	1:00.515 (1)	97.59		11:31:30.183
21 -	15.939	19.569	138.9	25.322	129.7	1:00.830	97.08	0.315	11:32:31.013

P22	32	Mark PIPER	Yamaha - Pied Piper Racing						
IDEAL LAP TIME : 58.222		BEST LAP TIME : 58.693		DIFFERENCE : 0.471					

LAP	SECTOR 1	SECTOR 2	SECTOR 3	LAP TIME	MPH	DIFF	TIME OF DAY		
1 -		19.871	134.2	24.694	134.4	1:04.094	92.13	5.401	11:12:06.863
2 -	15.417	19.329	145.2	24.902	136.4	59.648	99.00	0.955	11:13:06.511
3 -	15.613	19.162	142.7	24.807	134.7	59.582	99.11	0.889	11:14:06.093
4 -	15.574	19.528	143.0	24.241	136.1	59.343	99.51	0.650	11:15:05.436
5 -	15.311	19.342	139.8	24.420	137.5	59.073	99.97	0.380	11:16:04.509
6 -	15.440	19.430	140.3	24.321	137.8	59.191	99.77	0.498	11:17:03.700
7 -	15.431	19.336	144.3	24.545	135.0	59.312	99.56	0.619	11:18:03.012
8 -	15.621	18.966	141.8	24.106	135.0	58.693 (1)	100.61		11:19:01.705
9 -	15.363	19.303	142.7	24.250	137.2	58.916	100.23	0.223	11:20:00.621
10 -	15.300	19.292	142.4	24.199	136.4	58.791 (3)	100.45	0.098	11:20:59.412
11 -	15.260	19.226	144.0	24.442	138.7	58.928	100.21	0.235	11:21:58.340
12 -	15.489	19.565	143.7	24.275	136.1	59.329	99.54	0.636	11:22:57.669
13 -	15.385	19.397	143.0	24.312	134.7	59.094	99.93	0.401	11:23:56.763
14 -	15.449	19.315	142.7	23.996	135.3	58.760 (2)	100.50	0.067	11:24:55.523

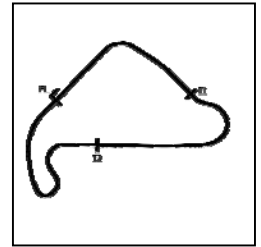
Weather / Track : Cloudy / Dry

Silverstone National
Circuit Length = 1.6404 miles
Start: 11:11 Flag 11:32 End: 11:33

2018 Bennetts British Superbike Championship - Round 9

2018 Pirelli National Superstock 600 Championship with Black Horse

RACE 7 - SECTOR ANALYSIS



SECTOR 1 = FL to I1, SECTOR 2 = I1 to I2, SECTOR 3 = I2 to FL, DIFF = Difference To Personal Best Lap, P = Crossed Finish Line in Pit Lane, D = Time Disallowed

15 -	15.448	19.245	143.3	24.527	136.1	59.220	99.72	0.527	11:25:54.743
16 -	15.470	18.988	142.4	24.433	134.2	58.891	100.28	0.198	11:26:53.634
17 -	15.937	19.280	143.3	25.328	134.4	1:00.545	97.54	1.852	11:27:54.179
18 -	15.590	19.375	148.7	24.663	135.0	59.628	99.04	0.935	11:28:53.807
19 -	15.414	19.310	143.7	24.238	137.0	58.962	100.16	0.269	11:29:52.769
20 -	15.382	19.203	144.3	24.474	137.0	59.059	99.99	0.366	11:30:51.828

P23 12		James NAGY			Kawasaki - Steelmate Racing				
IDEAL LAP TIME : 58.759		BEST LAP TIME : 58.965			DIFFERENCE : 0.206				
LAP	SECTOR 1	SECTOR 2		SECTOR 3		LAP TIME	MPH	DIFF	TIME OF DAY
1 -		19.035	139.8	24.612	135.8	1:02.768	94.08	3.803	11:12:05.537
2 -	15.358	19.312	144.9	25.194	133.9	59.864	98.65	0.899	11:13:05.401
3 -	15.538	18.935	139.5	24.492	133.3	58.965 (1)	100.15		11:14:04.366
4 -	15.716	19.134	138.6	24.631	130.2	59.481 (3)	99.28	0.516	11:15:03.847
5 -	15.709	19.169	134.4	24.774	133.9	59.652	99.00	0.687	11:16:03.499
6 -	15.821	19.177	138.6	24.466	134.7	59.464 (2)	99.31	0.499	11:17:02.963
7 -	15.919	19.169	141.2	24.873	134.2	59.961	98.49	0.996	11:18:02.924
8 -	15.793	19.188	137.7	24.682	133.6	59.663	98.98	0.698	11:19:02.587
9 -	15.745	19.405	136.9	24.880	134.2	1:00.030	98.37	1.065	11:20:02.617
10 -	15.891	19.462	140.6	24.825	131.7	1:00.178	98.13	1.213	11:21:02.795
11 -	15.746	19.390	137.5	IN PIT		1:09.313 P	85.20	10.348	11:22:12.108

P24 11		Rory SKINNER			Kawasaki - Bennetts Tokheim Kirkcaldy Kawasaki				
IDEAL LAP TIME : 57.246		BEST LAP TIME : 57.372			DIFFERENCE : 0.126				
LAP	SECTOR 1	SECTOR 2		SECTOR 3		LAP TIME	MPH	DIFF	TIME OF DAY
1 -		18.763	144.6	23.864	136.4	1:00.702	97.28	3.330	11:12:03.471
2 -	15.122	18.651	146.2	23.683	137.5	57.456 (3)	102.78	0.084	11:13:00.927
3 -	14.986	18.577	145.5	23.809	137.8	57.372 (1)	102.93		11:13:58.299
4 -	15.055	18.655	145.2	23.765	137.2	57.475	102.75	0.103	11:14:55.774
5 -	15.046	18.633	145.2	23.771	138.1	57.450 (2)	102.79	0.078	11:15:53.224
6 -	15.070	18.719	144.9	23.795	138.1	57.584	102.55	0.212	11:16:50.808
7 -	15.072	18.739	144.9	23.768	137.2	57.579	102.56	0.207	11:17:48.387
8 -	15.100	18.704	145.5	23.817	137.0	57.621	102.49	0.249	11:18:46.008
9 -	15.094	18.701	145.5	23.786	137.2	57.581	102.56	0.209	11:19:43.589

P25 7		Aaron WRIGHT			Yamaha - Jezaro.com				
IDEAL LAP TIME : 58.324		BEST LAP TIME : 59.212			DIFFERENCE : 0.888				
LAP	SECTOR 1	SECTOR 2		SECTOR 3		LAP TIME	MPH	DIFF	TIME OF DAY
1 -		19.454	135.2	25.541	137.5	1:05.401	90.29	6.189	11:12:08.170
2 -	15.578	19.206	145.8	24.570	135.3	59.354 (3)	99.49	0.142	11:13:07.524
3 -	15.792	19.030	141.8	24.592	137.5	59.414	99.39	0.202	11:14:06.938
4 -	15.659	19.085	138.6	24.600	136.7	59.344 (2)	99.51	0.132	11:15:06.282
5 -	16.189	18.947	142.7	24.076	138.1	59.212 (1)	99.73		11:16:05.494

P26 2		TJ TOMS			Kawasaki - Squidge Racing				
IDEAL LAP TIME : 57.987		BEST LAP TIME : 58.039			DIFFERENCE : 0.052				
LAP	SECTOR 1	SECTOR 2		SECTOR 3		LAP TIME	MPH	DIFF	TIME OF DAY
1 -		18.962	144.0	24.113	137.2	1:01.688	95.73	3.649	11:12:04.457
2 -	15.241	18.939	144.0	24.091	135.3	58.271 (2)	101.34	0.232	11:13:02.728
3 -	15.293	18.832	141.8	23.914	135.5	58.039 (1)	101.75		11:14:00.767
4 -	15.382	18.950	141.8	23.949	133.6	58.281 (3)	101.33	0.242	11:14:59.048

P27 66		Cameron FRASER			Yamaha - Jones Dorling Racing				
IDEAL LAP TIME :		BEST LAP TIME :			DIFFERENCE :				
LAP	SECTOR 1	SECTOR 2		SECTOR 3		LAP TIME	MPH	DIFF	TIME OF DAY
1 -		19.681	143.0	IN PIT		1:14.201 P	79.58		11:12:16.970

MCRCB BULLETIN TK265**2018 Bennetts British Superbike Championship - Round 9****2018 Pirelli National Superstock 600 Championship with Black Horse****RACE 7 - BEST SECTORS**

SECTOR 1			SECTOR 2			SECTOR 3			IDEAL / BEST COMPARISON						
POS	NO	NAME	TIME	NO	NAME	TIME	NO	NAME	TIME	POS	NO	NAME	IDEAL	BEST	DIFF
													PERFECT LAP	57.101	
1	5	CLARKE	14.945	11	SKINNER	18.577	21	VICKERS	23.579	1	21	VICKERS	57.124	57.280	0.156
2	21	VICKERS	14.949	21	VICKERS	18.596	11	SKINNER	23.683	2	11	SKINNER	57.246	57.372	0.126
3	11	SKINNER	14.986	9	CLIFFORD	18.777	41	WARD	23.864	3	5	CLARKE	57.760	58.055	0.295
4	75	MCGREEVY	15.066	10	SHELDON-SHAW	18.781	99	LUXTON	23.871	4	9	CLIFFORD	57.785	57.981	0.196
5	9	CLIFFORD	15.076	55	KEYES	18.801	2	TOMS	23.914	5	41	WARD	57.835	58.076	0.241
6	41	WARD	15.083	2	TOMS	18.832	9	CLIFFORD	23.932	6	75	MCGREEVY	57.863	58.209	0.346
7	10	SHELDON-SHAW	15.117	75	MCGREEVY	18.840	75	MCGREEVY	23.957	7	99	LUXTON	57.888	58.269	0.381
8	99	LUXTON	15.122	5	CLARKE	18.857	5	CLARKE	23.958	8	10	SHELDON-SHAW	57.953	58.310	0.357
9	37	DELVES	15.150	14	VALLELEY	18.877	32	PIPER	23.996	9	2	TOMS	57.987	58.039	0.052
10	14	VALLELEY	15.218	41	WARD	18.888	10	SHELDON-SHAW	24.055	10	32	PIPER	58.222	58.693	0.471
11	58	LEE	15.229	99	LUXTON	18.895	19	ALDERSON	24.065	11	58	LEE	58.284	58.419	0.135
12	2	TOMS	15.241	8	NEWSTEAD	18.911	7	WRIGHT	24.076	12	7	WRIGHT	58.324	59.212	0.888
13	32	PIPER	15.260	26	HARTGROVE	18.916	58	LEE	24.138	13	55	KEYES	58.324	58.531	0.207
14	17	WOOD	15.282	58	LEE	18.917	17	WOOD	24.167	14	14	VALLELEY	58.346	58.575	0.229
15	26	HARTGROVE	15.286	37	DELVES	18.934	55	KEYES	24.218	15	17	WOOD	58.424	58.783	0.359
16	19	ALDERSON	15.288	12	NAGY	18.935	8	NEWSTEAD	24.219	16	37	DELVES	58.487	58.859	0.372
17	7	WRIGHT	15.301	7	WRIGHT	18.947	14	VALLELEY	24.251	17	19	ALDERSON	58.500	58.644	0.144
18	55	KEYES	15.305	44	POTTER	18.955	26	HARTGROVE	24.401	18	8	NEWSTEAD	58.540	58.835	0.295
19	12	NAGY	15.358	32	PIPER	18.966	37	DELVES	24.403	19	26	HARTGROVE	58.603	58.822	0.219
20	8	NEWSTEAD	15.410	17	WOOD	18.975	12	NAGY	24.466	20	12	NAGY	58.759	58.965	0.206
21	15	BUTLER	15.463	6	WHEELER	19.058	15	BUTLER	24.513	21	6	WHEELER	59.165	59.186	0.021
22	6	WHEELER	15.466	19	ALDERSON	19.147	6	WHEELER	24.641	22	15	BUTLER	59.174	59.310	0.136
23	44	POTTER	15.482	15	BUTLER	19.198	44	POTTER	24.793	23	44	POTTER	59.230	59.405	0.175
24	27	ASHBY	15.518	27	ASHBY	19.258	85	MCCORD	24.910	24	27	ASHBY	59.783	1:00.064	0.281
25	47	GOUGH	15.731	47	GOUGH	19.446	47	GOUGH	24.974	25	85	MCCORD	1:00.121	1:00.515	0.394
26	85	MCCORD	15.759	85	MCCORD	19.452	27	ASHBY	25.007	26	47	GOUGH	1:00.151	1:00.660	0.509
27				66	FRASER	19.681				27	66	FRASER			
28															

Weather / Track : Cloudy / Dry

Silverstone National

Circuit Length = 1.6404 miles

Start: 11:11 Flag 11:32 End: 11:33

Results can be found at www.tsl-timing.com

Printed - 11:36 Sunday, 09 September 2018

MCRCB BULLETIN TK266**2018 Bennetts British Superbike Championship - Round 9****2018 Pirelli National Superstock 600 Championship with Black Horse****RACE 7 - BEST SPEEDS**

POS	INTERMEDIATE 1			INTERMEDIATE 2			FINISH LINE		
	NO	NAME	MPH	NO	NAME	MPH	NO	NAME	MPH
1				32	PIPER	148.7	9	CLIFFORD	140.5
2				21	VICKERS	147.4	26	HARTGROVE	139.3
3				9	CLIFFORD	146.8	21	VICKERS	138.7
4				58	LEE	146.2	32	PIPER	138.7
5				44	POTTER	146.2	5	CLARKE	138.4
6				11	SKINNER	146.2	10	SHELDON-SHAW	138.4
7				7	WRIGHT	145.8	99	LUXTON	138.4
8				5	CLARKE	145.2	58	LEE	138.4
9				55	KEYES	145.2	19	ALDERSON	138.4
10				12	NAGY	144.9	37	DELVES	138.4
11				41	WARD	144.6	75	MCGREEVY	138.1
12				10	SHELDON-SHAW	144.6	41	WARD	138.1
13				17	WOOD	144.3	17	WOOD	138.1
14				99	LUXTON	144.0	11	SKINNER	138.1
15				19	ALDERSON	144.0	7	WRIGHT	138.1
16				2	TOMS	144.0	2	TOMS	137.2
17				75	MCGREEVY	143.3	55	KEYES	137.0
18				47	GOUGH	143.3	44	POTTER	136.7
19				8	NEWSTEAD	143.0	8	NEWSTEAD	135.8
20				37	DELVES	143.0	14	VALLELEY	135.8
21				66	FRASER	143.0	12	NAGY	135.8
22				14	VALLELEY	142.4	15	BUTLER	135.5
23				27	ASHBY	142.1	6	WHEELER	134.7
24				15	BUTLER	142.1	27	ASHBY	133.6
25				6	WHEELER	140.9	47	GOUGH	132.8
26				26	HARTGROVE	139.2	85	MCCORD	132.3
27				85	MCCORD	138.9			
28									

Weather / Track : Cloudy / Dry

Results can be found at www.tsl-timing.comSilverstone National
Circuit Length = 1.6404 miles
Start: 11:11 Flag 11:32 End: 11:33

Printed - 11:36 Sunday, 09 September 2018

MCRCB BULLETIN TK267

2018 Bennetts British Superbike Championship - Round 9

2018 Pirelli National Superstock 600 Championship with Black Horse

RACE 7 - FASTEST LAP SEQUENCE

SESS. TIME	NO	NAME	ENTRY	TIME	MPH	LAP
1:58.159	11	Rory SKINNER	Kawasaki - Bennetts Tokheim Kirkcaldy Kawasaki	57.456	102.78	2
1:58.344	21	Ryan VICKERS	Yamaha - Mototechniks Yamaha	57.425	102.84	2
2:55.531	11	Rory SKINNER	Kawasaki - Bennetts Tokheim Kirkcaldy Kawasaki	57.372	102.93	3
2:55.622	21	Ryan VICKERS	Yamaha - Mototechniks Yamaha	57.280	103.10	3

Weather / Track : Cloudy / Dry

Results can be found at www.tsl-timing.com

Silverstone National
Circuit Length = 1.6404 miles
Start: 11:11 Flag 11:32 End: 11:33

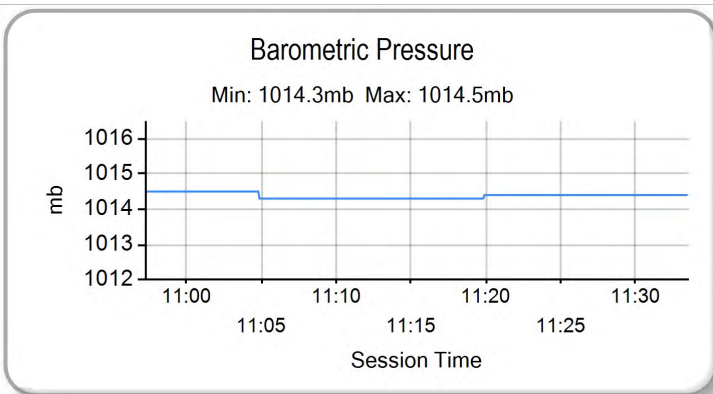
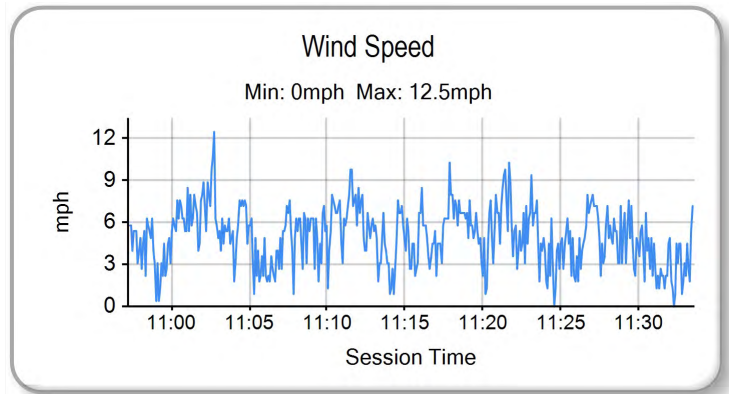
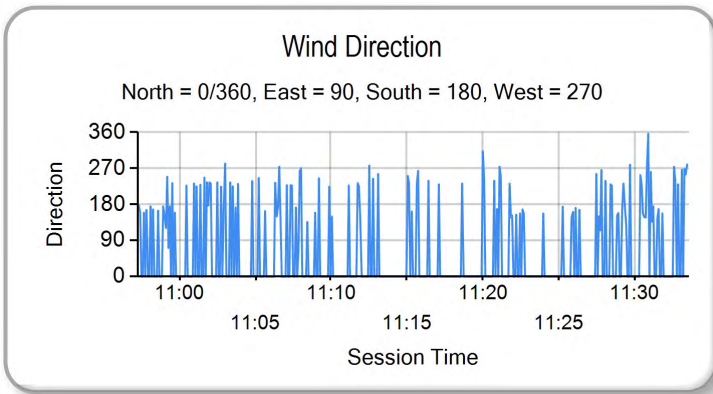
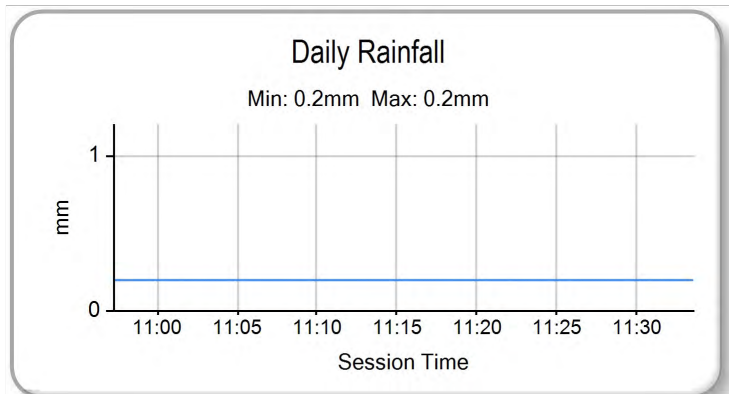
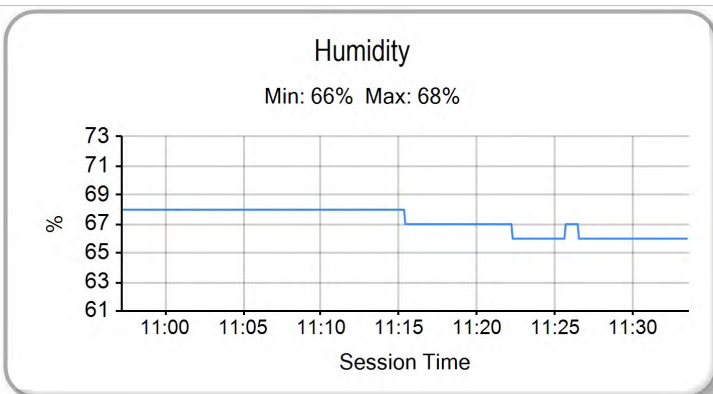
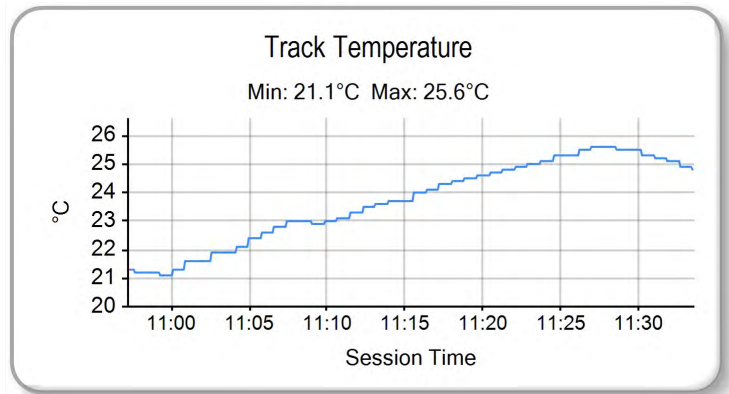
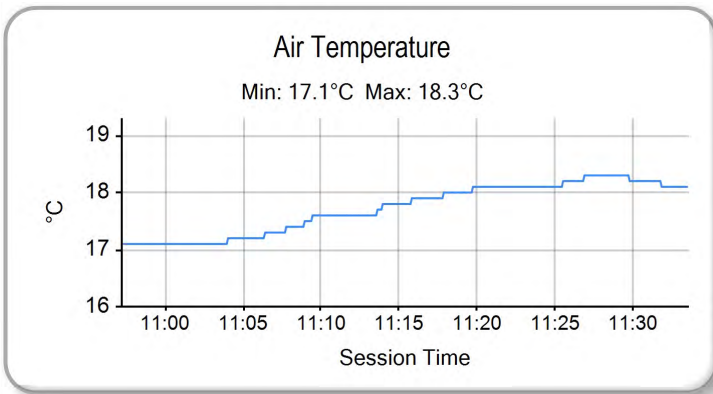
Printed - 11:36 Sunday, 09 September 2018

MCRCB BULLETIN TK268

2018 Bennetts British Superbike Championship - Round 9

2018 Pirelli National Superstock 600 Championship with Black Horse

RACE 7 - WEATHER CONDITIONS



Weather / Track : Cloudy / Dry

Results can be found at www.tsl-timing.com

Silverstone National
Circuit Length = 1.6404 miles
Start: 11:11 Flag 11:32 End: 11:33

Printed - 11:37 Sunday, 09 September 2018

MCRCB BULLETIN TK270

2018 Pirelli National Superstock 600 Championship with Black Horse

RIDERS POINTS AFTER ROUND 10 - AMENDED

	TOTAL	GAP	DIFF	31st March-2nd April Donington Park	13th-15th April Brands Hatch Indy	5th-7th May Oulton Park	25th-27th May Donington Park - WSBK	15th-17th June Snetterton	6th-8th July Knockhill	20th-22nd July Brands Hatch GP	3rd-5th August Thruxton	17th-19th August Cadwell Park	7th-9th September Silverstone	14th-16th September Oulton Park	12th-14th October Brands Hatch GP
Ryan VICKERS	200			25	25	25		25		25	25	25	25		
Joe SHELDON-SHAW	123	77		16	13	16	20		13	13	9	13	10		
Aaron CLARKE	122	78	1	10	9		11	20	9	20	10	20	13		
Milo WARD	103	97	19	11			16	11	10	8	20	16	11		
Kevin KEYES	98	102	5	20	11	20		7	16	10	6		8		
Aaron CLIFFORD	98	102	0	13		13	25		11	16			20		
Grant NEWSTEAD	82	118	16	9	20	11	9	10		4	4	9	6		
Caolán IRWIN	62	138	20	6	7		10	16	8		7	8			
Cameron LEE	60	140	2	5			13	5	3	9	13	5	7		
Ben LUXTON	58	142	2					9	6	7	16	11	9		
Korie McGREEVY	52	148	6						25	11			16		
Mark CLAYTON	47	153	5	3		9	6	8	5	5	11				
TJ TOMS	38	162	9		3			13	4		8	10			
Louis VALLELEY	27	173	11			6	8	6				6	1		
Josh WOOD	26	174	1	7	5		3			6			5		
Luke HOPKINS	25	175	1	8	6	7				3	1				
Adam HARTGROVE	23	177	2		8	5	7					1	2		
Zak CORDEROY	20	180	3		10	10									
Rory SKINNER	20	180	0						20						
Aaron WRIGHT	18	182	2	1	1	8		4				4			
Adam McLEAN	16	184	2		16										
Mark PIPER	15	185	1			4		2		2		7			
Cameron FRASER	14	186	1			3	5		1		5				
James ALDERSON	12	188	2			2	4					2	4		
Aaron SILVESTER	8	192	4	4	4										
Lewis PATERSON	7	193	1						7						
Matty WHELAN	4	196	3	2	2										
Ewan POTTER	4	196	0				1	3							
Sam HOLME	4	196	0			1					3				
Conor WHEELER	3	197	1							1	2				
Kaine SHERIFF	3	197	0									3			
Liam DELVES	3	197	0										3		
Alex WOOD	2	198	1				2								
Charlie FARRER	2	198	0						2						
Josh HARVEY	1	199	1					1							