



NATIONAL SUPERSTOCK 600

Round 11
Oulton Park International

14th – 16th September 2018



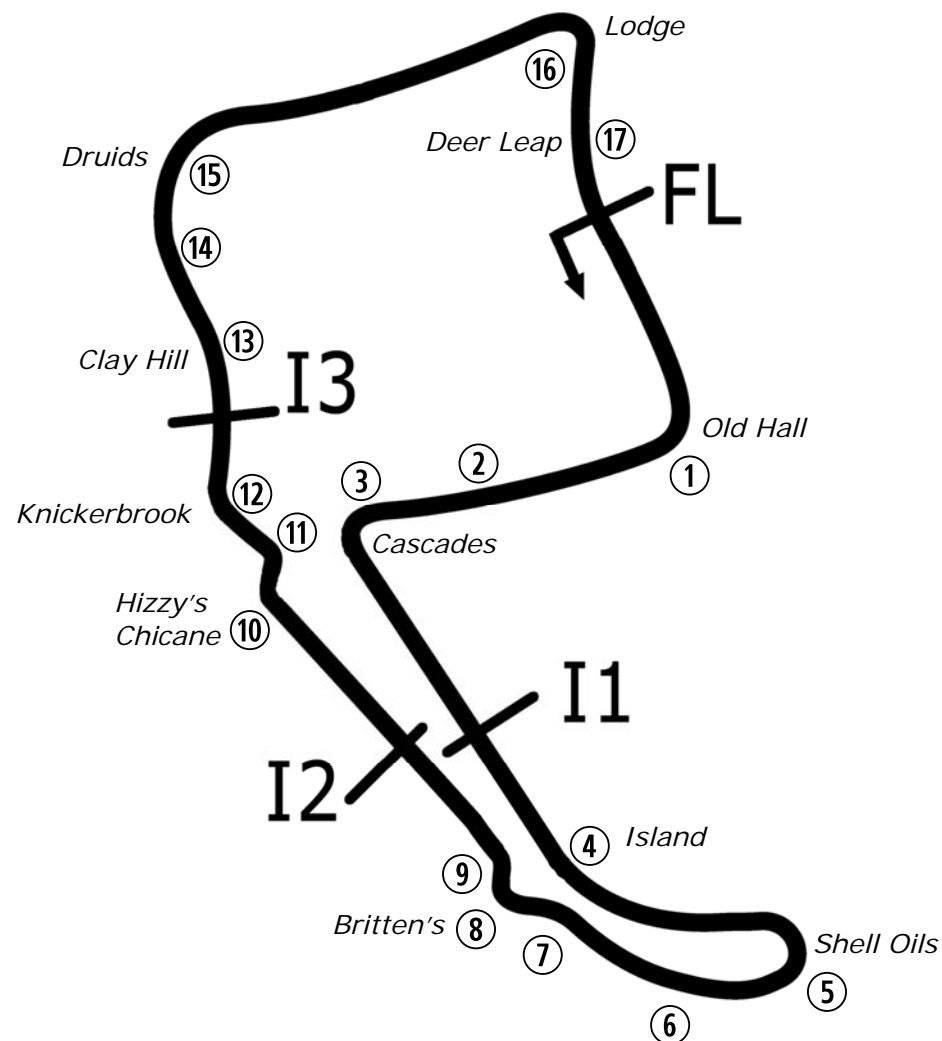
Results Provided by Timing Solutions Ltd
www.tsl-timing.com

Oulton Park International

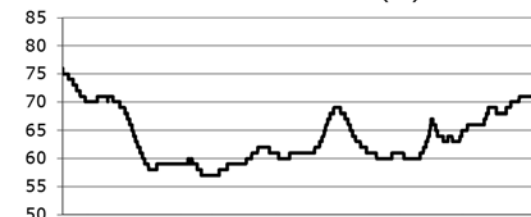


SPORTS TIMING

TIMING SOLUTIONS LTD



Circuit Altitude (m)



Length	2.6920 miles	4332.4 m	
FL		53.17997 N	2.61294 W
I1	1163m	53.17248 N	2.61631 W
I2	2295m	53.17253 N	2.61748 W
I3	3066m	53.17830 N	2.62040 W
Pit Entry	4314m	53.18011 N	2.61306 W
Pit Exit	180m after FL	53.17836 N	2.61232 W
Pit Entry-Pit Exit 199m, 11.9s @60kph, 8.9s @80kph			

Lap Records		Best Sector Information							
		Sector 1 (FL - I1)	I1 Trap (mph)	Sector 2 (I1 - I2)	I2 Trap (mph)	Sector 3 (I2 - I3)	I3 Trap (mph)	Sector 4 (I3 - FL)	FL Trap (mph)
Superbike	1:34.483	22.997	162.0	26.459	125.6	18.319	140.6	25.687	152.8
Supersport	1:37.360	23.916	147.4	27.213	116.9	19.020	130.0	26.550	141.6
Superstock 1000	1:36.778	23.686	157.5	26.924	123.5	18.832	136.3	26.475	148.5
Superstock 600	1:39.578	24.532	142.4	27.928	113.3	19.553	125.9	27.205	133.6
Motostar	1:43.571	25.708	124.5	28.463	100.6	20.294	112.0	28.485	118.1
F1 Sidecar	1:41.979	24.776	136.1	28.823	107.7	20.020	120.2	27.811	126.8
Ducati Cup	1:40.283	24.787	142.1	28.293	114.3	19.497	126.6	27.475	134.2
Junior Supersport	To Be Est	N/A	N/A	N/A	N/A	N/A	N/A	N/A	N/A



FREE PRACTICE 1 - CLASSIFICATION

POS	NO	NAME	ENTRY	TIME	ON	LAPS	GAP	DIFF	MPH
1	21	Ryan VICKERS	Yamaha - Mototechniks Yamaha	1:41.168	9	11			95.79
2	41	Milo WARD	Kawasaki - G & S Racing	1:42.431	8	11	1.263	1.263	94.61
3	11	Rory SKINNER	Kawasaki - Bennetts Tokheim Kirkcaldy Kawasaki	1:42.966	7	11	1.798	0.535	94.12
4	2	TJ TOMS	Kawasaki - Squidge Racing	1:42.967	11	11	1.799	0.001	94.12
5	55	Kevin KEYES	Kawasaki - Team #109	1:43.025	10	11	1.857	0.058	94.06
6	99	Ben LUXTON	Kawasaki - G & S Racing	1:43.185	11	11	2.017	0.160	93.92
7	58	Cameron LEE	Yamaha - Allied Motorsport	1:43.242	7	11	2.074	0.057	93.86
8	10	Joe SHELDON-SHAW	Kawasaki - Via Moto Racing	1:43.268	11	11	2.100	0.026	93.84
9	8	Grant NEWSTEAD	Yamaha - Morgan Price / Tinklers Racing	1:43.303	8	11	2.135	0.035	93.81
10	14	Louis VALLELEY	Kawasaki - Pharaoh Racing	1:44.273	10	10	3.105	0.970	92.94
11	5	Aaron CLARKE	Yamaha - Draper Racing	1:44.552	11	11	3.384	0.279	92.69
12	19	James ALDERSON	Triumph - R Alderson & Sons Racing	1:44.945	10	11	3.777	0.393	92.34
13	7	Aaron WRIGHT	Yamaha - Jezaro.com	1:45.219	9	10	4.051	0.274	92.10
14	3	Mark CLAYTON	Yamaha - KSM Racing	1:45.569	11	11	4.401	0.350	91.80
15	6	Conor WHEELER	Yamaha - Conor Wheeler Racing	1:45.628	8	10	4.460	0.059	91.74
16	9	Aaron CLIFFORD	Yamaha - Clifford Racing	1:45.634	9	9	4.466	0.006	91.74
17	37	Liam DELVES	Yamaha - Team IMR	1:45.971	9	10	4.803	0.337	91.45
18	17	Josh WOOD	Kawasaki - Wood Racing	1:46.430	7	7	5.262	0.459	91.05
19	66	Cameron FRASER	Yamaha - Jones Dorling Racing	1:46.687	7	10	5.519	0.257	90.83
20	44	Ewan POTTER	Yamaha - Jones Dorling Racing	1:46.720	10	11	5.552	0.033	90.81
21	32	Mark PIPER	Yamaha - Pied Piper Racing	1:46.893	4	4	5.725	0.173	90.66
22	27	Jamie ASHBY	Yamaha - JPA Racing / Davison Transport	1:47.092	11	11	5.924	0.199	90.49
23	26	Adam HARTGROVE	Yamaha - Adam Hartgrove Racing	1:47.887	3	5	6.719	0.795	89.82
24	47	Angus GOUGH	Yamaha - G Fab Racing	1:48.324	11	11	7.156	0.437	89.46
25	85	Jordan MCCORD	Yamaha - AJM Sales Ltd / Reid Engineering	1:48.571	10	11	7.403	0.247	89.26
QUALIFYING LAPTIME (110.0% of 1:41.168) = 1:51.284									
26	69	Caolán IRWIN	Yamaha - Irwin Racing			1			

Weather / Track : Cloudy / Dry

These results are provisional until the conclusion of any judicial and technical matters.

Oulton Park International

Circuit Length = 2.6920 miles

Start: 09:00 Flag 09:27 End: 09:29

Race Director :	Stewards :	Timekeeper :
-----------------	------------	--------------

Results can be found at www.britishsuperbike.com

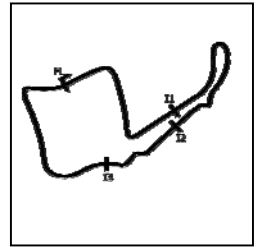
Printed - 09:29 Friday, 14 September 2018

MCRCB BULLETIN TK002

2018 Bennetts British Superbike Championship - Round 10

2018 Pirelli National Superstock 600 Championship with Black Horse

FREE PRACTICE 1 - SECTOR ANALYSIS



SECTOR 1 = FL to I1, SECTOR 2 = I1 to I2 SECTOR 3 = I2 to I3, SECTOR 4 = I3 to FL, DIFF = Difference To Personal Best Lap, P = Crossed Finish Line in Pit Lane, D = Time Disallowed

P1 21		Ryan VICKERS				Yamaha - Mototechniks Yamaha						
IDEAL LAP TIME : 1:41.025		BEST LAP TIME : 1:41.168				DIFFERENCE : 0.143						
LAP	SECTOR 1	SECTOR 2		SECTOR 3		SECTOR 4		LAP TIME	MPH	DIFF	TIME OF DAY	
1 -	OUTLAP	130.5	31.413	108.0	22.189	118.9	29.886	123.8			09:01:56.885	
2 -	26.331	133.4	32.819	106.5	22.254	119.1	29.585	124.5	1:50.989	87.31	9.821	09:03:47.874
3 -	25.950	134.4	29.433	110.5	20.445	122.2	28.018	126.1	1:43.846	93.32	2.678	09:05:31.720
4 -	25.709	133.6	28.889	106.3	20.091	121.1	28.012	124.5	1:42.701	94.36	1.533	09:07:14.421
5 -	OUTLAP	129.0	30.760	107.3	20.578	120.6	28.451	125.9	10:11.273	15.85	8:30.105	09:17:25.694
6 -	25.556	133.4	29.188	109.8	20.131	122.0	27.753	126.6	1:42.628	94.43	1.460	09:19:08.322
7 -	26.460	132.3	29.386	110.3	20.228	122.4	28.458	125.4	1:44.532	92.71	3.364	09:20:52.854
8 -	25.362	133.9	28.680	110.7	20.103	123.3	27.844	126.8	1:41.989 (3)	95.02	0.821	09:22:34.843
9 -	25.123	134.7	28.391	110.5	19.950	122.2	27.704	128.5	1:41.168 (1)	95.79		09:24:16.011
10 -	25.606	136.1	29.554	111.2	19.807	123.5	28.346	127.3	1:43.313	93.80	2.145	09:25:59.324
11 -	25.249	135.2	28.391	110.1	20.074	121.3	27.982	125.4	1:41.696 (2)	95.29	0.528	09:27:41.020

P2 41		Milo WARD				Kawasaki - G & S Racing						
IDEAL LAP TIME : 1:42.431		BEST LAP TIME : 1:42.431				DIFFERENCE : 0.000						
LAP	SECTOR 1	SECTOR 2		SECTOR 3		SECTOR 4		LAP TIME	MPH	DIFF	TIME OF DAY	
1 -	OUTLAP	126.3	32.370	101.2	21.196	117.1	29.268	122.4			09:02:19.949	
2 -	26.200	131.3	29.604	107.7	21.234	117.9	28.710	123.1	1:45.748	91.64	3.317	09:04:05.697
3 -	25.959	132.1	29.215	107.5	20.407	119.4	28.325	122.9	1:43.906	93.26	1.475	09:05:49.603
4 -	25.809	132.3	29.119	106.1	20.247	120.0	28.078	124.9	1:43.253	93.85	0.822	09:07:32.856
5 -	OUTLAP	130.3	30.030	106.6	20.468	118.5	28.453	122.2	10:22.436	15.56	8:40.005	09:17:55.292
6 -	25.845	131.5	29.091	107.0	20.238	119.1	28.009	122.9	1:43.183	93.92	0.752	09:19:38.475
7 -	25.481	132.1	29.075	107.7	20.635	118.5	28.336	122.6	1:43.527	93.61	1.096	09:21:22.002
8 -	25.470	131.8	28.951	107.3	20.042	120.0	27.968	124.5	1:42.431 (1)	94.61		09:23:04.433
9 -	26.434	131.5	29.700	108.9	20.317	118.7	28.329	122.6	1:44.780	92.49	2.349	09:24:49.213
10 -	25.607	130.8	28.970	107.8	20.061	119.6	28.229	123.1	1:42.867 (2)	94.21	0.436	09:26:32.080
11 -	25.644	130.8	29.073	107.0	20.103	118.7	28.148	122.4	1:42.968 (3)	94.11	0.537	09:28:15.048

P3 11		Rory SKINNER				Kawasaki - Bennetts Tokheim Kirkcaldy Kawasaki							
IDEAL LAP TIME : 1:42.348		BEST LAP TIME : 1:42.966				DIFFERENCE : 0.618							
LAP	SECTOR 1	SECTOR 2		SECTOR 3		SECTOR 4		LAP TIME	MPH	DIFF	TIME OF DAY		
1 -	OUTLAP	130.8	33.133	104.6	22.256	110.5	30.471	124.2			09:02:01.399		
2 -	26.670	133.9	30.150	106.5	24.373	116.5	29.696	125.9	1:50.889	87.39	7.923	09:03:52.288	
3 -	25.768	137.7	29.484	109.6	20.538	121.1	29.198	124.7	1:44.988	92.30	2.022	09:05:37.276	
4 -	25.828	135.0	28.987	108.9	20.460	122.4	28.530	123.1	1:43.805	93.36	0.839	09:07:21.081	
5 -	OUTLAP	134.2	30.041	108.7	21.280	120.9	28.447	124.5	9:40.092	16.70	7:57.126	09:17:01.173	
6 -	25.379	136.1	29.242	108.2	20.260	122.2	28.220	127.0	1:43.101 (2)	93.99	0.135	09:18:44.274	
7 -	25.221	135.8	29.009	109.4	20.403	123.5	28.333	127.8	1:42.966 (1)	94.12		09:20:27.240	
8 -	25.601	136.3	28.735	109.4	20.483	120.9	28.356	123.3	1:43.175 (3)	93.93	0.209	09:22:10.415	
9 -	26.779	130.0	30.969	104.2	21.050	117.9	IN PIT		1:52.103	P	86.44	9.137	09:24:02.518
10 -	OUTLAP	135.0	29.013	109.2	20.278	120.2	28.261	123.3	2:39.467	60.77	56.501	09:26:41.985	
11 -	25.207	135.2	28.661	109.2	20.267	118.7	29.106	123.1	1:43.241	93.87	0.275	09:28:25.226	

P4 2		TJ TOMS				Kawasaki - Squidge Racing						
IDEAL LAP TIME : 1:42.814		BEST LAP TIME : 1:42.967				DIFFERENCE : 0.153						
LAP	SECTOR 1	SECTOR 2		SECTOR 3		SECTOR 4		LAP TIME	MPH	DIFF	TIME OF DAY	
1 -	OUTLAP	110.7	34.110	105.8	22.339	116.3	30.543	125.4			09:02:01.918	
2 -	26.926	134.2	30.191	106.0	21.091	120.2	29.236	124.0	1:47.444	90.19	4.477	09:03:49.362
3 -	26.627	134.4	29.495	108.4	20.630	120.0	28.901	123.1	1:45.653	91.72	2.686	09:05:35.015
4 -	26.012	133.4	29.357	107.8	20.734	120.2	28.808	124.0	1:44.911	92.37	1.944	09:07:19.926
5 -	OUTLAP	133.6	30.873	108.0	21.643	121.3	29.316	122.4	9:55.516	16.27	8:12.549	09:17:15.442
6 -	26.554	135.2	30.322	107.3	21.285	114.5	29.595	122.2	1:47.756	89.93	4.789	09:19:03.198
7 -	25.540	134.2	29.186	107.2	21.036	120.9	28.525	123.3	1:44.287	92.92	1.320	09:20:47.485
8 -	25.869	134.2	29.108	108.4	20.297	121.1	28.234	123.5	1:43.508 (2)	93.62	0.541	09:22:30.993
9 -	25.631	135.2	29.039	107.5	21.022	117.7	28.924	125.4	1:44.616	92.63	1.649	09:24:15.609
10 -	25.847	135.2	28.998	107.7	20.224	122.6	28.654	126.6	1:43.723 (3)	93.43	0.756	09:25:59.332
11 -	25.596	136.1	28.909	106.6	20.131	122.9	28.331	125.6	1:42.967 (1)	94.12		09:27:42.299

Weather / Track : Cloudy / Dry

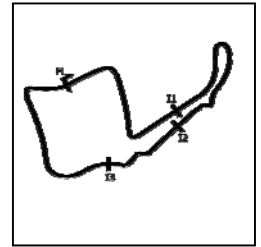
Oulton Park International
Circuit Length = 2.6920 miles
Start: 09:00 Flag 09:27 End: 09:29

MCRCB BULLETIN TK002

2018 Bennetts British Superbike Championship - Round 10

2018 Pirelli National Superstock 600 Championship with Black Horse

FREE PRACTICE 1 - SECTOR ANALYSIS



SECTOR 1 = FL to I1, SECTOR 2 = I1 to I2 SECTOR 3 = I2 to I3, SECTOR 4 = I3 to FL, DIFF = Difference To Personal Best Lap, P = Crossed Finish Line in Pit Lane, D = Time Disallowed

P5 55		Kevin KEYES				Kawasaki - Team #109						
IDEAL LAP TIME : 1:42.657		BEST LAP TIME : 1:43.025				DIFFERENCE : 0.368						
LAP	SECTOR 1	SECTOR 2		SECTOR 3		SECTOR 4		LAP TIME	MPH	DIFF	TIME OF DAY	
1 -	OUTLAP	63.1	34.564	106.8	22.258	116.1	30.282	124.7			09:02:24.137	
2 -	27.254	133.1	29.789	109.6	21.049	121.1	28.891	125.4	1:46.983	90.58	3.958	09:04:11.120
3 -	26.352	133.4	30.320	108.5	20.717	119.6	28.806	124.5	1:46.195	91.25	3.170	09:05:57.315
4 -	25.947	135.0	29.833	109.8	20.735	120.6	28.561	125.4	1:45.076	92.23	2.051	09:07:42.391
5 -	OUTLAP	131.3	30.773	106.6	20.909	121.1	28.409	127.3	9:43.809	16.60	8:00.784	09:17:26.200
6 -	25.822	135.2	29.090	109.4	20.669	120.4	28.310	124.9	1:43.891	93.28	0.866	09:19:10.091
7 -	25.506	135.0	28.918	110.7	20.299	122.4	28.875	127.3	1:43.598	93.54	0.573	09:20:53.689
8 -	25.838	134.2	28.969	109.1	20.249	121.7	28.232	124.0	1:43.288 (3)	93.82	0.263	09:22:36.977
9 -	25.672	134.4	28.999	109.8	20.406	121.3	28.463	125.4	1:43.540	93.59	0.515	09:24:20.517
10 -	25.568	133.6	28.969	110.0	20.378	122.0	28.110	125.9	1:43.025 (1)	94.06		09:26:03.542
11 -	25.380	133.9	29.108	110.0	20.328	119.8	28.408	125.6	1:43.224 (2)	93.88	0.199	09:27:46.766

P6 99		Ben LUXTON				Kawasaki - G & S Racing						
IDEAL LAP TIME : 1:43.155		BEST LAP TIME : 1:43.185				DIFFERENCE : 0.030						
LAP	SECTOR 1	SECTOR 2		SECTOR 3		SECTOR 4		LAP TIME	MPH	DIFF	TIME OF DAY	
1 -	OUTLAP	124.2	32.118	107.5	21.544	111.4	30.429	124.2			09:02:12.519	
2 -	26.841	133.1	30.477	107.0	21.505	118.1	29.848	125.9	1:48.671	89.18	5.486	09:04:01.190
3 -	26.400	133.1	29.819	108.0	20.825	117.7	29.062	124.5	1:46.106	91.33	2.921	09:05:47.296
4 -	26.101	133.9	29.540	108.2	20.656	120.2	28.594	126.6	1:44.891	92.39	1.706	09:07:32.187
5 -	OUTLAP	131.3	30.439	107.2	20.781	119.4	28.945	124.7	9:26.322	17.11	7:43.137	09:16:58.509
6 -	25.939	133.6	29.209	108.0	20.409	120.6	28.487	124.2	1:44.044	93.14	0.859	09:18:42.553
7 -	25.790	134.4	29.119	108.9	20.673	118.9	28.454	125.4	1:44.036 (3)	93.15	0.851	09:20:26.589
8 -	27.275	133.6	29.352	108.2	20.595	120.0	28.534	124.7	1:45.756	91.63	2.571	09:22:12.345
9 -	25.659	134.7	30.169	84.5	21.932	116.9	28.919	124.5	1:46.679	90.84	3.494	09:23:59.024
10 -	25.706	133.6	28.973	107.8	20.295	120.2	28.493	124.7	1:43.467 (2)	93.66	0.282	09:25:42.491
11 -	25.543	133.4	29.003	107.8	20.288	120.0	28.351	125.2	1:43.185 (1)	93.92		09:27:25.676

P7 58		Cameron LEE				Yamaha - Allied Motorsport						
IDEAL LAP TIME : 1:43.090		BEST LAP TIME : 1:43.242				DIFFERENCE : 0.152						
LAP	SECTOR 1	SECTOR 2		SECTOR 3		SECTOR 4		LAP TIME	MPH	DIFF	TIME OF DAY	
1 -	OUTLAP	130.0	31.748	107.3	22.275	117.7	30.237	122.4			09:01:56.674	
2 -	26.743	134.7	30.771	107.7	21.369	118.3	29.248	122.0	1:48.131	89.62	4.889	09:03:44.805
3 -	26.269	133.6	30.111	109.4	25.338	119.4	29.144	125.6	1:50.862	87.41	7.620	09:05:35.667
4 -	25.932	135.2	29.667	109.4	20.807	120.9	28.345	126.8	1:44.751	92.51	1.509	09:07:20.418
5 -	OUTLAP	132.3	30.463	108.4	21.141	119.1	28.358	125.4	9:39.916	16.71	7:56.674	09:17:00.334
6 -	25.380	135.2	29.198	108.4	20.525	120.4	28.261	126.1	1:43.364 (2)	93.75	0.122	09:18:43.698
7 -	25.298	136.1	29.237	110.1	20.528	120.6	28.179	126.8	1:43.242 (1)	93.86		09:20:26.940
8 -	29.727	130.3	29.620	107.3	20.604	120.4	28.391	125.4	1:48.342	89.45	5.100	09:22:15.282
9 -	25.520	135.2	29.589	109.4	20.820	121.1	28.253	126.3	1:44.182	93.02	0.940	09:23:59.464
10 -	25.376	136.9	29.334	110.0	20.415	121.3	28.262	126.8	1:43.387 (3)	93.73	0.145	09:25:42.851
11 -	25.394	135.8	32.665	91.3	21.487	119.4	28.202	125.6	1:47.748	89.94	4.506	09:27:30.599

P8 10		Joe SHELDON-SHAW				Kawasaki - Via Moto Racing						
IDEAL LAP TIME : 1:43.201		BEST LAP TIME : 1:43.268				DIFFERENCE : 0.067						
LAP	SECTOR 1	SECTOR 2		SECTOR 3		SECTOR 4		LAP TIME	MPH	DIFF	TIME OF DAY	
1 -	OUTLAP	130.3	31.302	108.0	22.108	117.7	29.551	123.3			09:02:24.541	
2 -	26.483	130.8	29.828	107.5	21.182	119.8	29.000	123.3	1:46.493	91.00	3.225	09:04:11.034
3 -	25.865	131.0	31.189	109.1	21.051	120.4	28.579	124.0	1:46.684	90.84	3.416	09:05:57.718
4 -	25.773	132.1	30.493	109.8	21.543	116.9	29.239	123.8	1:47.048	90.53	3.780	09:07:44.766
5 -	OUTLAP	130.3	30.408	107.5	21.248	118.5	28.841	121.3	9:12.664	17.53	7:29.396	09:16:57.430
6 -	25.977	130.8	29.453	107.8	20.748	120.2	28.423	122.6	1:44.601	92.65	1.333	09:18:42.031
7 -	25.918	131.0	29.324	108.2	20.600	119.1	28.422	123.1	1:44.264	92.94	0.996	09:20:26.295
8 -	25.683	131.5	29.222	108.5	21.105	119.4	28.472	123.1	1:44.482	92.75	1.214	09:22:10.777
9 -	25.773	131.0	29.147	108.5	20.411	119.6	28.370	123.1	1:43.701 (3)	93.45	0.433	09:23:54.478
10 -	25.685	131.3	29.068	108.0	20.464	119.1	28.341	123.5	1:43.558 (2)	93.58	0.290	09:25:38.036
11 -	25.599	131.0	28.983	108.4	20.478	119.4	28.208	124.5	1:43.268 (1)	93.84		09:27:21.304

Weather / Track : Cloudy / Dry

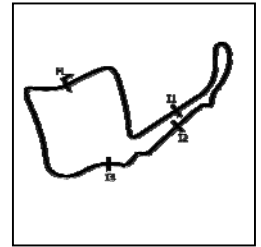
Oulton Park International
Circuit Length = 2.6920 miles
Start: 09:00 Flag 09:27 End: 09:29

MCRCB BULLETIN TK002

2018 Bennetts British Superbike Championship - Round 10

2018 Pirelli National Superstock 600 Championship with Black Horse

FREE PRACTICE 1 - SECTOR ANALYSIS



SECTOR 1 = FL to I1, SECTOR 2 = I1 to I2 SECTOR 3 = I2 to I3, SECTOR 4 = I3 to FL, DIFF = Difference To Personal Best Lap, P = Crossed Finish Line in Pit Lane, D = Time Disallowed

P9		8		Grant NEWSTEAD				Yamaha - Morgan Price / Tinklers Racing				
IDEAL LAP TIME : 1:43.247		BEST LAP TIME : 1:43.303		DIFFERENCE : 0.056								
LAP	SECTOR 1	SECTOR 2	SECTOR 3	SECTOR 4	LAP TIME	MPH	DIFF	TIME OF DAY				
1 -	OUTLAP	128.5	31.869	107.7	22.229	116.5	29.959	125.6				09:02:24.758
2 -	26.793	132.1	30.313	109.2	21.106	119.4	29.230	124.2	1:47.442	90.20	4.139	09:04:12.200
3 -	26.122	133.4	30.119	109.2	21.617	116.9	29.385	125.2	1:47.243	90.36	3.940	09:05:59.443
4 -	25.754	134.2	29.552	109.6	21.257	118.3	29.040	126.3	1:45.603	91.77	2.300	09:07:45.046
5 -	OUTLAP	131.0	30.455	107.3	25.437	117.9	29.172	123.5	10:07.232	15.95	8:23.929	09:17:52.278
6 -	26.064	132.6	29.788	108.4	20.927	119.8	28.541	124.9	1:45.320	92.01	2.017	09:19:37.598
7 -	25.904	132.8	29.285	109.8	20.989	117.9	28.631	124.9	1:44.809	92.46	1.506	09:21:22.407
8 -	25.393	135.0	29.156	109.8	20.569	121.1	28.185	124.2	1:43.303 (1)	93.81		09:23:05.710
9 -	25.520	133.4	29.725	110.1	20.775	121.3	29.047	124.9	1:45.067	92.23	1.764	09:24:50.777
10 -	25.864	132.6	29.474	109.6	20.560	120.4	28.361	123.8	1:44.259	(3)	0.956	09:26:35.036
11 -	25.538	133.6	29.309	109.8	20.513	120.4	28.291	124.0	1:43.651	(2)	0.348	09:28:18.687

P10		14		Louis VALLELEY				Kawasaki - Pharaoh Racing				
IDEAL LAP TIME : 1:44.208		BEST LAP TIME : 1:44.273		DIFFERENCE : 0.065								
LAP	SECTOR 1	SECTOR 2	SECTOR 3	SECTOR 4	LAP TIME	MPH	DIFF	TIME OF DAY				
1 -	OUTLAP	130.5	31.846	107.0	22.042	117.1	29.976	122.9				09:01:57.396
2 -	26.353	132.1	31.182	106.8	21.271	117.9	29.003	121.3	1:47.809	89.89	3.536	09:03:45.205
3 -	26.330	133.9	30.165	107.8	21.013	117.7	IN PIT		1:52.878	P	8.605	09:05:38.083
4 -	OUTLAP	128.3	31.007	105.3	21.083	116.7	29.103	120.9	11:50.330	13.64	10:06.057	09:17:28.413
5 -	26.296	131.3	29.936	107.2	20.868	117.5	28.834	120.4	1:45.934	91.48	1.661	09:19:14.347
6 -	26.023	132.3	29.587	108.5	20.842	118.5	28.979	122.9	1:45.431	91.92	1.158	09:20:59.778
7 -	26.105	134.4	29.973	107.8	21.018	119.8	28.989	123.1	1:46.085	91.35	1.812	09:22:45.863
8 -	26.577	132.3	29.535	107.3	20.525	118.9	28.761	123.3	1:45.398	(3)	0.914	09:24:31.261
9 -	26.186	131.8	29.650	106.5	20.542	117.7	28.547	122.9	1:44.925	(2)	0.652	09:26:16.186
10 -	25.871	131.8	29.444	108.2	20.346	118.5	28.612	122.4	1:44.273 (1)	92.94		09:28:00.459

P11		5		Aaron CLARKE				Yamaha - Draper Racing				
IDEAL LAP TIME : 1:44.191		BEST LAP TIME : 1:44.552		DIFFERENCE : 0.361								
LAP	SECTOR 1	SECTOR 2	SECTOR 3	SECTOR 4	LAP TIME	MPH	DIFF	TIME OF DAY				
1 -	OUTLAP	129.0	31.492	106.1	22.154	117.7	29.876	124.0				09:01:57.137
2 -	26.539	133.9	30.752	107.7	21.273	119.8	29.247	123.8	1:47.811	89.89	3.259	09:03:44.948
3 -	26.309	133.4	30.172	109.8	21.015	119.1	28.827	124.0	1:46.323	91.14	1.771	09:05:31.271
4 -	26.329	133.6	29.430	109.1	20.447	119.8	28.506	124.9	1:44.712	(2)	0.160	09:07:15.983
5 -	OUTLAP	133.1	31.210	106.8	21.072	119.1	28.814	125.9	9:49.077	16.45	8:04.525	09:17:05.060
6 -	26.949	130.8	30.218	107.5	20.796	118.9	28.320	123.5	1:46.283	91.18	1.731	09:18:51.343
7 -	26.625	131.3	29.869	108.4	20.726	119.1	28.568	123.8	1:45.788	91.61	1.236	09:20:37.131
8 -	26.149	133.1	29.920	108.5	20.722	119.1	28.401	124.5	1:45.192	92.12	0.640	09:22:22.323
9 -	26.167	132.6	30.312	107.2	20.920	118.7	28.546	124.7	1:45.945	91.47	1.393	09:24:08.268
10 -	26.043	132.8	29.835	108.2	20.610	119.1	28.430	124.0	1:44.918	(3)	0.366	09:25:53.186
11 -	26.133	132.6	29.633	108.4	20.484	120.2	28.302	124.7	1:44.552 (1)	92.69		09:27:37.738

P12		19		James ALDERSON				Triumph - R Alderson & Sons Racing				
IDEAL LAP TIME : 1:44.789		BEST LAP TIME : 1:44.945		DIFFERENCE : 0.156								
LAP	SECTOR 1	SECTOR 2	SECTOR 3	SECTOR 4	LAP TIME	MPH	DIFF	TIME OF DAY				
1 -	OUTLAP	128.8	34.157	103.4	23.266	115.3	32.147	120.2				09:02:06.596
2 -	27.741	131.5	31.383	105.0	21.730	115.9	30.219	122.2	1:51.073	87.25	6.128	09:03:57.669
3 -	26.658	132.3	30.225	106.6	20.798	118.7	29.654	122.6	1:47.335	90.29	2.390	09:05:45.004
4 -	26.544	132.3	30.065	105.6	20.881	118.1	29.488	122.9	1:46.978	90.59	2.033	09:07:31.982
5 -	OUTLAP	131.0	31.397	103.5	21.341	119.6	29.251	123.3	9:33.728	16.89	7:48.783	09:17:05.710
6 -	26.432	132.6	31.555	106.0	21.403	118.9	29.043	123.5	1:48.433	89.37	3.488	09:18:54.143
7 -	26.334	134.2	30.232	107.3	20.792	118.7	28.937	122.0	1:46.295	91.17	1.350	09:20:40.438
8 -	25.943	133.1	29.367	105.8	20.779	117.5	29.053	121.1	1:45.142	(2)	0.197	09:22:25.580
9 -	26.012	132.6	29.600	106.1	20.655	118.7	29.014	122.6	1:45.281	(3)	0.336	09:24:10.861
10 -	25.858	132.8	29.442	106.1	20.633	118.3	29.012	122.0	1:44.945 (1)	92.34		09:25:55.806
11 -	25.909	132.8	29.509	106.0	20.627	119.1	29.236	122.0	1:45.281	(3)	0.336	09:27:41.087

Weather / Track : Cloudy / Dry

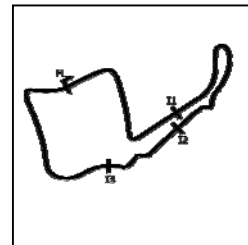
Oulton Park International
Circuit Length = 2.6920 miles
Start: 09:00 Flag 09:27 End: 09:29

MCRCB BULLETIN TK002

2018 Bennetts British Superbike Championship - Round 10

2018 Pirelli National Superstock 600 Championship with Black Horse

FREE PRACTICE 1 - SECTOR ANALYSIS



SECTOR 1 = FL to I1, SECTOR 2 = I1 to I2 SECTOR 3 = I2 to I3, SECTOR 4 = I3 to FL, DIFF = Difference To Personal Best Lap, P = Crossed Finish Line in Pit Lane, D = Time Disallowed

P13		7		Aaron WRIGHT				Yamaha - Jezaro.com						
IDEAL LAP TIME : 1:45.150		BEST LAP TIME : 1:45.219				DIFFERENCE : 0.069								
LAP	SECTOR 1	SECTOR 2		SECTOR 3		SECTOR 4		LAP TIME	MPH	DIFF	TIME OF DAY			
1 -	OUTLAP	128.3	35.535	97.2	24.834	113.5	32.863	117.7			09:02:06.721			
2 -		29.199	132.3	42.582	61.9	27.228	116.1	30.747	123.1	2:09.756	74.68	24.537	09:04:16.477	
3 -		27.907	131.8	31.874	104.2	26.104	112.0	IN PIT		2:02.772	P	17.553	09:06:19.249	
4 -	OUTLAP	126.3	34.918	101.5	22.982	115.9	30.434	119.4	10:44.757	15.03		8:59.538	09:17:04.006	
5 -		27.922	131.3	31.597	105.0	21.964	118.7	29.382	123.1	1:50.865	87.41	5.646	09:18:54.871	
6 -		26.598	134.2	30.550	106.0	54.964	115.5	29.426	124.0	2:21.538	68.47	36.319	09:21:16.409	
7 -		26.414	133.6	30.604	104.3	21.361	120.6	29.349	123.1	1:47.728	(3)	89.96	2.509	09:23:04.137
8 -		26.843	125.2	31.046	107.0	21.489	118.9	29.119	125.6	1:48.497	89.32	3.278	09:24:52.634	
9 -		26.079	133.6	29.645	107.2	20.825	120.6	28.670	125.2	1:45.219	(1)	92.10		09:26:37.853
10 -		26.010	129.5	30.933	106.5	21.087	119.4	29.303	124.0	1:47.333	(2)	90.29	2.114	09:28:25.186

P14		3		Mark CLAYTON				Yamaha - KSM Racing						
IDEAL LAP TIME : 1:45.379		BEST LAP TIME : 1:45.569				DIFFERENCE : 0.190								
LAP	SECTOR 1	SECTOR 2		SECTOR 3		SECTOR 4		LAP TIME	MPH	DIFF	TIME OF DAY			
1 -											09:02:02.128			
2 -								1:49.268	88.69	3.699	09:03:51.396			
3 -								1:47.431	90.20	1.862	09:05:38.827			
4 -								1:48.167	89.59	2.598	09:07:26.994			
5 -	OUTLAP	128.8	31.411	106.5	21.240	118.5	29.455	124.2	9:37.831	16.77		7:52.262	09:17:04.825	
6 -		27.247	127.8	31.480	106.1	21.171	118.7	29.108	122.6	1:49.006	88.90	3.437	09:18:53.831	
7 -		26.565	132.6	30.106	107.0	20.779	118.1	29.286	124.0	1:46.736	90.79	1.167	09:20:40.567	
8 -		26.350	134.2	30.175	106.6	20.776	118.9	28.962	123.1	1:46.263	91.20	0.694	09:22:26.830	
9 -		26.139	133.6	30.032	106.1	20.847	118.1	29.147	123.5	1:46.165	(2)	91.28	0.596	09:24:12.995
10 -		26.231	133.1	30.091	106.1	20.779	118.9	29.102	123.8	1:46.203	(3)	91.25	0.634	09:25:59.198
11 -		26.329	134.4	29.772	105.0	20.517	119.8	28.951	124.5	1:45.569	(1)	91.80		09:27:44.767

P15		6		Conor WHEELER				Yamaha - Conor Wheeler Racing						
IDEAL LAP TIME : 1:45.317		BEST LAP TIME : 1:45.628				DIFFERENCE : 0.311								
LAP	SECTOR 1	SECTOR 2		SECTOR 3		SECTOR 4		LAP TIME	MPH	DIFF	TIME OF DAY			
1 -	OUTLAP	127.5	33.360	104.5	22.564	115.5	30.473	121.7			09:02:02.569			
2 -		27.010	130.0	31.071	106.0	21.693	117.3	29.525	122.0	1:49.299	88.66	3.671	09:03:51.868	
3 -		26.517	133.1	30.311	107.2	21.310	116.5	29.337	121.5	1:47.475	90.17	1.847	09:05:39.343	
4 -		26.484	131.3	30.611	105.5	21.232	116.7	29.725	122.9	1:48.052	89.69	2.424	09:07:27.395	
5 -	OUTLAP	130.3	30.547	105.6	33.191	112.2	29.552	120.6	10:04.394	16.03		8:18.766	09:17:31.789	
6 -		26.213	131.5	29.865	106.8	20.913	118.3	29.192	120.4	1:46.183	(3)	91.26	0.555	09:19:17.972
7 -		26.153	130.8	29.834	106.5	20.783	117.9	29.019	121.3	1:45.789	(2)	91.60	0.161	09:21:03.761
8 -		25.902	132.3	29.885	107.0	20.815	118.3	29.026	120.9	1:45.628	(1)	91.74		09:22:49.389
9 -		26.082	131.3	29.864	107.2	20.562	120.0	IN PIT		1:51.800	P	86.68	6.172	09:24:41.189
10 -	OUTLAP	130.3	29.972	105.8	20.667	118.7	29.082	120.2	2:32.598	63.50		46.970	09:27:13.787	

P16		9		Aaron CLIFFORD				Yamaha - Clifford Racing						
IDEAL LAP TIME : 1:45.327		BEST LAP TIME : 1:45.634				DIFFERENCE : 0.307								
LAP	SECTOR 1	SECTOR 2		SECTOR 3		SECTOR 4		LAP TIME	MPH	DIFF	TIME OF DAY			
1 -	OUTLAP	130.0	30.198	106.3	21.403	116.9	29.226	123.1			09:01:52.662			
2 -		26.524	130.3	30.467	107.5	21.197	117.9	28.999	123.1	1:47.187	90.41	1.553	09:03:39.849	
3 -		26.360	130.8	31.096	95.4	22.350	108.4	IN PIT		2:00.085	P	80.70	14.451	09:05:39.934
4 -	OUTLAP	130.8	30.353	103.0	21.480	116.9	29.349	123.1	12:22.986	13.04		10:37.352	09:18:02.920	
5 -		26.839	132.3	29.755	107.2	21.170	117.9	28.860	121.7	1:46.624	(3)	90.89	0.990	09:19:49.544
6 -		26.134	132.3	29.873	107.5	21.112	118.5	28.979	119.6	1:46.098	(2)	91.34	0.464	09:21:35.642
7 -		26.196	129.3	31.323	88.0	22.918	113.9	IN PIT		1:57.629	P	82.38	11.995	09:23:33.271
8 -	OUTLAP	131.0	30.100	107.2	21.232	118.3	29.287	122.0	3:18.138	48.91		1:32.504	09:26:51.409	
9 -		26.090	131.8	30.062	108.2	20.839	118.5	28.643	123.3	1:45.634	(1)	91.74		09:28:37.043

P17		37		Liam DELVES				Yamaha - Team IMR			
IDEAL LAP TIME : 1:45.789		BEST LAP TIME : 1:45.971				DIFFERENCE : 0.182					
LAP	SECTOR 1	SECTOR 2		SECTOR 3		SECTOR 4		LAP TIME	MPH	DIFF	TIME OF DAY

Weather / Track : Cloudy / Dry

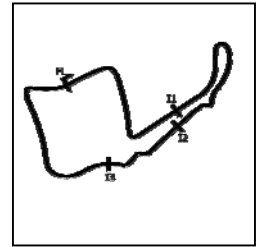
Oulton Park International
Circuit Length = 2.6920 miles
Start: 09:00 Flag 09:27 End: 09:29

MCRCB BULLETIN TK002

2018 Bennetts British Superbike Championship - Round 10

2018 Pirelli National Superstock 600 Championship with Black Horse

FREE PRACTICE 1 - SECTOR ANALYSIS



SECTOR 1 = FL to I1, SECTOR 2 = I1 to I2, SECTOR 3 = I2 to I3, SECTOR 4 = I3 to FL, DIFF = Difference To Personal Best Lap, P = Crossed Finish Line in Pit Lane, D = Time Disallowed

LAP	SECTOR 1	SECTOR 2	SECTOR 3	SECTOR 4	LAP TIME	MPH	DIFF	TIME OF DAY					
1 -	OUTLAP	127.0	33.494	102.9	23.364	115.7	31.461	120.6	09:02:15.183				
2 -	28.178	128.8	32.143	103.7	22.995	117.3	30.734	121.5	1:54.050	84.97	8.079	09:04:09.233	
3 -	27.119	131.8	31.418	104.8	21.932	118.9	29.769	121.7	1:50.238	87.91	4.267	09:05:59.471	
4 -	26.697	133.6	30.205	107.0	21.688	118.7	30.602	122.4	1:49.192	88.75	3.221	09:07:48.663	
5 -	OUTLAP	132.3	32.139	106.8	21.847	118.3	29.725	123.1	9:18.964	17.33	7:32.993	09:17:07.627	
6 -	26.670	132.6	30.489	108.2	21.633	119.1	29.249	123.5	1:48.041	89.70	2.070	09:18:55.668	
7 -	26.389	134.2	30.173	107.5	21.492	118.1	29.348	122.9	1:47.402	(3)	90.23	1.431	09:20:43.070
8 -	26.113	133.4	29.971	108.2	21.247	119.6	29.108	122.6	1:46.439	(2)	91.05	0.468	09:22:29.509
9 -	26.050	133.9	29.756	107.8	21.210	119.1	28.955	123.3	1:45.971	(1)	91.45		09:24:15.480
10 -	25.925	133.4	29.716	107.7	21.193	119.1	32.708	122.0	1:49.542	88.47	3.571	09:26:05.022	

P18 17		Josh WOOD				Kawasaki - Wood Racing							
IDEAL LAP TIME : 1:46.313		BEST LAP TIME : 1:46.430				DIFFERENCE : 0.117							
LAP	SECTOR 1	SECTOR 2	SECTOR 3	SECTOR 4	LAP TIME	MPH	DIFF	TIME OF DAY					
1 -	OUTLAP	130.5	33.867	104.8	22.635	118.7	31.048	122.9				09:02:09.817	
2 -	27.729	133.4	32.041	107.3	21.540	119.8	29.896	124.7	1:51.206	87.14	4.776	09:04:01.023	
3 -	26.758	132.6	30.638	108.2	21.438	120.9	30.548	124.0	1:49.382	88.60	2.952	09:05:50.405	
4 -	26.488	135.0	30.175	108.9	20.803	120.9	29.266	124.5	1:46.732	(2)	90.80	0.302	09:07:37.137
5 -	OUTLAP	130.5	32.809	106.0	22.150	118.7	29.673	122.4	10:01.943	16.10	8:15.513	09:17:39.080	
6 -	26.646	133.1	30.610	109.2	21.129	119.4	29.285	124.0	1:47.670	(3)	90.00	1.240	09:19:26.750
7 -	26.166	134.7	30.088	109.8	20.920	120.2	29.256	125.4	1:46.430	(1)	91.05		09:21:13.180

P19 66		Cameron FRASER				Yamaha - Jones Dorling Racing							
IDEAL LAP TIME : 1:46.010		BEST LAP TIME : 1:46.687				DIFFERENCE : 0.677							
LAP	SECTOR 1	SECTOR 2	SECTOR 3	SECTOR 4	LAP TIME	MPH	DIFF	TIME OF DAY					
1 -	OUTLAP	130.8	33.482	104.8	23.006	111.6	32.144	122.6				09:02:06.812	
2 -	27.834	133.6	31.556	105.3	21.791	116.7	30.070	124.7	1:51.251	87.11	4.564	09:03:58.063	
3 -	26.823	133.6	30.792	106.6	21.301	118.7	IN PIT		1:53.731	P	85.21	7.044	09:05:51.794
4 -	OUTLAP	131.5	31.111	105.0	21.627	116.9	29.815	122.4	2:50.100	56.97	1:03.413	09:08:41.894	
5 -	OUTLAP	131.0	31.785	105.5	21.768	117.3	29.993	123.3	8:43.748	18.50	6:57.061	09:17:25.642	
6 -	26.346	134.7	30.438	107.0	21.119	119.6	29.294	124.7	1:47.197	90.40	0.510	09:19:12.839	
7 -	26.242	133.6	30.255	107.3	21.093	119.1	29.097	124.5	1:46.687	(1)	90.83		09:20:59.526
8 -	26.142	134.2	30.007	107.5	20.925	119.1	29.979	122.2	1:47.053	(3)	90.52	0.366	09:22:46.579
9 -	26.388	134.2	30.282	107.7	21.079	120.6	29.100	125.2	1:46.849	(2)	90.70	0.162	09:24:33.428
10 -	26.228	133.1	31.915	103.8	21.857	119.1	29.474	125.4	1:49.474	88.52	2.787	09:26:22.902	

P20 44		Ewan POTTER				Yamaha - Jones Dorling Racing							
IDEAL LAP TIME : 1:46.167		BEST LAP TIME : 1:46.720				DIFFERENCE : 0.553							
LAP	SECTOR 1	SECTOR 2	SECTOR 3	SECTOR 4	LAP TIME	MPH	DIFF	TIME OF DAY					
1 -	OUTLAP	129.8	35.111	99.1	24.350	117.3	29.869	124.7				09:02:03.315	
2 -	27.051	133.9	31.054	109.4	21.851	119.6	29.725	125.6	1:49.681	88.35	2.961	09:03:52.996	
3 -	26.394	134.4	30.827	110.0	21.361	121.5	29.181	125.9	1:47.763	(3)	89.93	1.043	09:05:40.759
4 -	26.663	133.6	30.888	107.7	21.361	122.2	29.117	125.6	1:48.029	89.71	1.309	09:07:28.788	
5 -	OUTLAP	132.3	31.600	109.1	21.541	120.2	29.440	125.6	9:46.480	16.52	7:59.760	09:17:15.268	
6 -	26.673	134.7	30.940	109.1	21.348	122.9	29.797	122.4	1:48.758	89.10	2.038	09:19:04.026	
7 -	27.031	135.5	31.001	108.5	21.686	119.6	IN PIT		1:56.276	P	83.34	9.556	09:21:00.302
8 -	OUTLAP	132.8	30.812	108.2	21.138	121.5	29.607	123.5	2:03.086	78.73	16.366	09:23:03.388	
9 -	26.700	133.9	30.301	109.6	21.107	121.3	28.878	125.2	1:46.986	(2)	90.58	0.266	09:24:50.374
10 -	26.173	134.4	30.133	110.0	21.145	119.8	29.269	123.5	1:46.720	(1)	90.81		09:26:37.094
11 -	26.623	132.8	31.295	108.5	21.043	117.9	29.400	124.2	1:48.361	89.43	1.641	09:28:25.455	

P21 32		Mark PIPER				Yamaha - Pied Piper Racing							
IDEAL LAP TIME : 1:46.778		BEST LAP TIME : 1:46.893				DIFFERENCE : 0.115							
LAP	SECTOR 1	SECTOR 2	SECTOR 3	SECTOR 4	LAP TIME	MPH	DIFF	TIME OF DAY					
1 -	OUTLAP	124.2	33.445	104.6	23.180	116.7	30.855	121.1				09:02:01.607	
2 -	27.218	131.3	30.924	107.8	21.648	117.7	29.670	123.8	1:49.460	(3)	88.53	2.567	09:03:51.067
3 -	26.619	132.1	30.219	107.7	21.278	118.5	29.292	123.1	1:47.408	(2)	90.22	0.515	09:05:38.475
4 -	26.193	132.1	30.243	106.3	21.173	119.4	29.284	123.1	1:46.893	(1)	90.66		09:07:25.368

Weather / Track : Cloudy / Dry

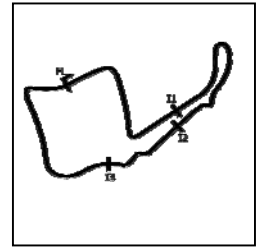
Oulton Park International
Circuit Length = 2.6920 miles
Start: 09:00 Flag 09:27 End: 09:29

MCRCB BULLETIN TK002

2018 Bennetts British Superbike Championship - Round 10

2018 Pirelli National Superstock 600 Championship with Black Horse

FREE PRACTICE 1 - SECTOR ANALYSIS



SECTOR 1 = FL to I1, SECTOR 2 = I1 to I2 SECTOR 3 = I2 to I3, SECTOR 4 = I3 to FL, DIFF = Difference To Personal Best Lap, P = Crossed Finish Line in Pit Lane, D = Time Disallowed

P22 27		Jamie ASHBY				Yamaha - JPA Racing / Davison Transport						
IDEAL LAP TIME : 1:46.890		BEST LAP TIME : 1:47.092				DIFFERENCE : 0.202						
LAP	SECTOR 1	SECTOR 2		SECTOR 3		SECTOR 4		LAP TIME	MPH	DIFF	TIME OF DAY	
1 -	OUTLAP	125.4	33.473	106.3	22.359	116.3	30.823	122.9			09:02:11.880	
2 -	27.980	132.6	31.686	106.8	21.693	119.1	30.316	124.7	1:51.675	86.78	4.583	09:04:03.555
3 -	27.419	133.1	31.821	107.2	21.361	118.7	30.409	118.5	1:51.010	87.30	3.918	09:05:54.565
4 -	27.323	131.8	31.109	107.7	22.017	117.7	29.571	122.6	1:50.020	88.08	2.928	09:07:44.585
5 -	OUTLAP	130.5	31.675	106.5	21.726	116.9	30.004	120.9	9:27.261	17.08	7:40.169	09:17:11.846
6 -	26.822	131.8	30.516	107.2	21.134	118.3	29.749	120.9	1:48.221	89.55	1.129	09:19:00.067
7 -	27.042	131.8	30.657	106.5	21.332	111.4	29.573	123.1	1:48.604	89.23	1.512	09:20:48.671
8 -	26.718	132.8	30.547	106.0	20.925	118.7	29.441	123.3	1:47.631	90.04	0.539	09:22:36.302
9 -	26.320	133.4	30.470	107.2	21.077	117.9	29.430	123.3	1:47.297 (2)	90.32	0.205	09:24:23.599
10 -	26.508	131.8	30.320	107.3	21.126	117.5	29.561	122.4	1:47.515 (3)	90.13	0.423	09:26:11.114
11 -	26.501	131.8	30.290	106.0	20.946	117.7	29.355	122.4	1:47.092 (1)	90.49		09:27:58.206

P23 26		Adam HARTGROVE				Yamaha - Adam Hartgrove Racing						
IDEAL LAP TIME : 1:47.356		BEST LAP TIME : 1:47.887				DIFFERENCE : 0.531						
LAP	SECTOR 1	SECTOR 2		SECTOR 3		SECTOR 4		LAP TIME	MPH	DIFF	TIME OF DAY	
1 -	OUTLAP	128.8	33.576	100.1	22.945	112.7	30.610	114.5			09:02:17.313	
2 -	26.860	134.2	31.477	107.2	21.745	110.1	29.504	120.2	1:49.586 (2)	88.43	1.699	09:04:06.899
3 -	26.313	134.4	30.718	107.0	21.179	119.6	29.677	113.9	1:47.887 (1)	89.82		09:05:54.786
4 -	27.134	134.4	30.883	105.3	22.639	115.1	IN PIT		1:58.334 P	81.89	10.447	09:07:53.120
5 -	OUTLAP	131.5	30.561	107.3	21.245	118.1	29.303	122.2	10:04.670	16.02	8:16.783	09:17:57.790

P24 47		Angus GOUGH				Yamaha - G Fab Racing						
IDEAL LAP TIME : 1:47.948		BEST LAP TIME : 1:48.324				DIFFERENCE : 0.376						
LAP	SECTOR 1	SECTOR 2		SECTOR 3		SECTOR 4		LAP TIME	MPH	DIFF	TIME OF DAY	
1 -	OUTLAP	127.3	34.633	103.8	23.303	115.5	31.879	118.5			09:02:08.026	
2 -	29.443	128.5	33.356	105.0	21.914	114.9	30.418	121.5	1:55.131	84.17	6.807	09:04:03.157
3 -	27.597	129.5	31.748	105.8	21.426	115.1	30.666	116.1	1:51.437	86.96	3.113	09:05:54.594
4 -	28.085	130.3	31.172	105.1	22.067	117.7	IN PIT		1:55.766 P	83.71	7.442	09:07:50.360
5 -	OUTLAP	129.3	32.287	104.6	21.960	117.5	30.047	118.5	9:23.681	17.19	7:35.357	09:17:14.041
6 -	27.296	130.0	30.889	106.6	21.254	117.5	30.409	119.4	1:49.848	88.22	1.524	09:19:03.889
7 -	27.132	130.5	30.605	106.0	21.306	114.3	30.012	120.4	1:49.055	88.86	0.731	09:20:52.944
8 -	26.695	130.8	30.771	106.0	21.363	116.1	29.933	119.8	1:48.762 (2)	89.10	0.438	09:22:41.706
9 -	26.899	130.0	31.254	104.8	21.194	117.3	29.759	120.2	1:49.106	88.82	0.782	09:24:30.812
10 -	27.361	130.8	30.384	106.1	21.292	118.1	29.747	120.0	1:48.784 (3)	89.08	0.460	09:26:19.596
11 -	26.935	130.3	30.497	106.8	21.122	117.1	29.770	116.1	1:48.324 (1)	89.46		09:28:07.920

P25 85		Jordan MCCORD				Yamaha - AJM Sales Ltd / Reid Engineering						
IDEAL LAP TIME : 1:48.413		BEST LAP TIME : 1:48.571				DIFFERENCE : 0.158						
LAP	SECTOR 1	SECTOR 2		SECTOR 3		SECTOR 4		LAP TIME	MPH	DIFF	TIME OF DAY	
1 -	OUTLAP	119.6	34.778	99.4	23.479	105.8	32.093	116.3			09:02:13.756	
2 -	28.520	126.3	32.852	101.9	22.488	103.2	30.373	118.9	1:54.233	84.83	5.662	09:04:07.989
3 -	27.576	127.5	32.157	101.8	22.227	116.9	30.233	121.1	1:52.193	86.38	3.622	09:06:00.182
4 -	27.215	126.3	31.747	101.8	21.812	111.8	30.552	119.4	1:51.326	87.05	2.755	09:07:51.508
5 -	OUTLAP	96.6	40.194	99.2	22.352	112.9	30.619	119.1	9:21.602	17.25	7:33.031	09:17:13.110
6 -	27.286	128.8	31.276	104.5	21.463	110.9	30.475	120.4	1:50.500	87.70	1.929	09:19:03.610
7 -	26.789	130.0	31.108	102.1	21.889	113.5	30.164	120.9	1:49.950	88.14	1.379	09:20:53.560
8 -	26.727	128.8	31.163	103.0	21.407	114.5	30.090	117.7	1:49.387	88.59	0.816	09:22:42.947
9 -	26.860	131.3	30.925	104.8	21.337	117.3	29.773	120.4	1:48.895 (3)	88.99	0.324	09:24:31.842
10 -	26.442	126.6	30.916	105.5	21.282	114.5	29.931	119.4	1:48.571 (1)	89.26		09:26:20.413
11 -	26.569	130.5	31.030	103.8	21.342	114.5	29.922	118.5	1:48.863 (2)	89.02	0.292	09:28:09.276

P26 69		Caolán IRWIN				Yamaha - Irwin Racing					
IDEAL LAP TIME : 2:39.572		BEST LAP TIME :				DIFFERENCE :					
LAP	SECTOR 1	SECTOR 2		SECTOR 3		SECTOR 4		LAP TIME	MPH	DIFF	TIME OF DAY
1 -	OUTLAP	117.9	34.165	104.5	23.739	115.5	33.483	115.9			09:02:07.636

Weather / Track : Cloudy / Dry

Oulton Park International
Circuit Length = 2.6920 miles
Start: 09:00 Flag 09:27 End: 09:29

MCRCB BULLETIN TK003

2018 Bennetts British Superbike Championship - Round 10

2018 Pirelli National Superstock 600 Championship with Black Horse

FREE PRACTICE 1 - BEST SECTORS

SECTOR 1				SECTOR 2				SECTOR 3				SECTOR 4				IDEAL / BEST COMPARISON			
POS	NO	NAME	TIME	NO	NAME	TIME	NO	NAME	TIME	NO	NAME	TIME	POS	NO	NAME	IDEAL	BEST	DIFF	
															PERFECT LAP	1:41.025			
1	21	VICKERS	25.123	21	VICKERS	28.391	21	VICKERS	19.807	21	VICKERS	27.704	1	21	VICKERS	1:41.025	1:41.168	0.143	
2	11	SKINNER	25.207	11	SKINNER	28.661	41	WARD	20.042	41	WARD	27.968	2	11	SKINNER	1:42.348	1:42.966	0.618	
3	58	LEE	25.298	2	TOMS	28.909	2	TOMS	20.131	55	KEYES	28.110	3	41	WARD	1:42.431	1:42.431	0.000	
4	55	KEYES	25.380	55	KEYES	28.918	55	KEYES	20.249	58	LEE	28.179	4	55	KEYES	1:42.657	1:43.025	0.368	
5	8	NEWSTEA	25.393	41	WARD	28.951	11	SKINNER	20.260	8	NEWSTEA	28.185	5	2	TOMS	1:42.814	1:43.967	0.153	
6	41	WARD	25.470	99	LUXTON	28.973	99	LUXTON	20.288	10	SHELDON	28.208	6	58	LEE	1:43.090	1:43.242	0.152	
7	2	TOMS	25.540	10	SHELDON	28.983	14	VALLELE	20.346	11	SKINNER	28.220	7	99	LUXTON	1:43.155	1:43.185	0.030	
8	99	LUXTON	25.543	8	NEWSTEA	29.156	10	SHELDON	20.411	2	TOMS	28.234	8	10	SHELDON-SHAW	1:43.201	1:43.268	0.067	
9	10	SHELDON	25.599	58	LEE	29.198	58	LEE	20.415	5	CLARKE	28.302	9	8	NEWSTEA	1:43.247	1:43.303	0.056	
10	19	ALDERSO	25.858	19	ALDERSO	29.367	5	CLARKE	20.447	99	LUXTON	28.351	10	5	CLARKE	1:44.191	1:44.552	0.361	
11	14	VALLELE	25.871	5	CLARKE	29.430	8	NEWSTEA	20.513	14	VALLELE	28.547	11	14	VALLELEY	1:44.208	1:44.273	0.065	
12	6	WHEELER	25.902	14	VALLELE	29.444	3	CLAYTON	20.517	9	CLIFFOR	28.643	12	19	ALDERSON	1:44.789	1:44.945	0.156	
13	37	DELVES	25.925	7	WRIGHT	29.645	6	WHEELER	20.562	7	WRIGHT	28.670	13	7	WRIGHT	1:45.150	1:45.219	0.069	
14	66	FRASER	25.981	37	DELVES	29.716	19	ALDERSO	20.627	44	POTTER	28.878	14	6	WHEELER	1:45.317	1:45.628	0.311	
15	7	WRIGHT	26.010	9	CLIFFOR	29.755	17	WOOD	20.803	19	ALDERSO	28.937	15	9	CLIFFORD	1:45.327	1:45.634	0.307	
16	5	CLARKE	26.012	3	CLAYTON	29.772	7	WRIGHT	20.825	3	CLAYTON	28.951	16	3	CLAYTON	1:45.379	1:45.569	0.190	
17	9	CLIFFOR	26.090	6	WHEELER	29.834	9	CLIFFOR	20.839	37	DELVES	28.955	17	37	DELVES	1:45.789	1:45.971	0.182	
18	32	PIPER	26.102	66	FRASER	30.007	66	FRASER	20.925	6	WHEELER	29.019	18	66	FRASER	1:46.010	1:46.687	0.677	
19	44	POTTER	26.113	17	WOOD	30.088	27	ASHBY	20.925	66	FRASER	29.097	19	44	POTTER	1:46.167	1:46.720	0.553	
20	3	CLAYTON	26.139	44	POTTER	30.133	44	POTTER	21.043	17	WOOD	29.256	20	17	WOOD	1:46.313	1:46.430	0.117	
21	17	WOOD	26.166	32	PIPER	30.219	47	GOUGH	21.122	32	PIPER	29.284	21	32	PIPER	1:46.778	1:46.893	0.115	
22	26	HARTGRO	26.313	27	ASHBY	30.290	32	PIPER	21.173	26	HARTGRO	29.303	22	27	ASHBY	1:46.890	1:47.092	0.202	
23	27	ASHBY	26.320	47	GOUGH	30.384	26	HARTGRO	21.179	27	ASHBY	29.355	23	26	HARTGROVE	1:47.356	1:47.887	0.531	
24	85	MCCORD	26.442	26	HARTGRO	30.561	37	DELVES	21.193	47	GOUGH	29.747	24	47	GOUGH	1:47.948	1:48.324	0.376	
25	47	GOUGH	26.695	85	MCCORD	30.916	85	MCCORD	21.282	85	MCCORD	29.773	25	85	MCCORD	1:48.413	1:48.571	0.158	
26	69	IRWIN	1:08.185	69	IRWIN	34.165	69	IRWIN	23.739	69	IRWIN	33.483	26	69	IRWIN	2:39.572			

Weather / Track : Cloudy / Dry

Results can be found at www.tsl-timing.com

Oulton Park International
Circuit Length = 2.6920 miles
Start: 09:00 Flag 09:27 End: 09:29

Printed - 09:31 Friday, 14 September 2018

MCRCB BULLETIN TK004**2018 Bennetts British Superbike Championship - Round 10****2018 Pirelli National Superstock 600 Championship with Black Horse****FREE PRACTICE 1 - BEST SPEEDS**

POS	INTERMEDIATE 1			INTERMEDIATE 2			INTERMEDIATE 3			FINISH LINE		
	NO	NAME	MPH	NO	NAME	MPH	NO	NAME	MPH	NO	NAME	MPH
1	11	SKINNER	137.7	21	VICKERS	111.2	21	VICKERS	123.5	21	VICKERS	128.5
2	58	LEE	136.9	55	KEYES	110.7	11	SKINNER	123.5	11	SKINNER	127.8
3	21	VICKERS	136.1	58	LEE	110.1	2	TOMS	122.9	55	KEYES	127.3
4	2	TOMS	136.1	8	NEWSTEAD	110.1	44	POTTER	122.9	58	LEE	126.8
5	27	ASHBY	135.8	44	POTTER	110.0	55	KEYES	122.4	2	TOMS	126.6
6	44	POTTER	135.5	10	SHELDON-SHAW	109.8	58	LEE	121.3	99	LUXTON	126.6
7	55	KEYES	135.2	5	CLARKE	109.8	8	NEWSTEAD	121.3	8	NEWSTEAD	126.3
8	8	NEWSTEAD	135.0	17	WOOD	109.8	17	WOOD	120.9	5	CLARKE	125.9
9	17	WOOD	135.0	11	SKINNER	109.6	99	LUXTON	120.6	44	POTTER	125.9
10	99	LUXTON	134.7	41	WARD	108.9	7	WRIGHT	120.6	7	WRIGHT	125.6
11	66	FRASER	134.7	99	LUXTON	108.9	66	FRASER	120.6	17	WOOD	125.4
12	14	VALLELEY	134.4	14	VALLELEY	108.5	10	SHELDON-SHAW	120.4	66	FRASER	125.4
13	3	CLAYTON	134.4	2	TOMS	108.4	5	CLARKE	120.2	41	WARD	124.9
14	26	HARTGROVE	134.4	9	CLIFFORD	108.2	41	WARD	120.0	27	ASHBY	124.7
15	19	ALDERSON	134.2	37	DELVES	108.2	6	WHEELER	120.0	10	SHELDON-SHAW	124.5
16	7	WRIGHT	134.2	32	PIPER	107.8	14	VALLELEY	119.8	3	CLAYTON	124.5
17	37	DELVES	134.2	66	FRASER	107.7	3	CLAYTON	119.8	32	PIPER	123.8
18	5	CLARKE	133.9	27	ASHBY	107.7	19	ALDERSON	119.6	19	ALDERSON	123.5
19	6	WHEELER	133.1	19	ALDERSON	107.3	37	DELVES	119.6	37	DELVES	123.5
20	41	WARD	132.3	26	HARTGROVE	107.3	26	HARTGROVE	119.6	14	VALLELEY	123.3
21	9	CLIFFORD	132.3	7	WRIGHT	107.2	32	PIPER	119.4	9	CLIFFORD	123.3
22	10	SHELDON-SHAW	132.1	6	WHEELER	107.2	27	ASHBY	119.1	6	WHEELER	122.9
23	32	PIPER	132.1	3	CLAYTON	107.0	9	CLIFFORD	118.5	26	HARTGROVE	122.2
24	85	MCCORD	131.3	47	GOUGH	106.8	47	GOUGH	118.1	47	GOUGH	121.5
25	47	GOUGH	130.8	85	MCCORD	105.5	85	MCCORD	117.3	85	MCCORD	121.1
26	69	IRWIN	117.9	69	IRWIN	104.5	69	IRWIN	115.5	69	IRWIN	115.9

Weather / Track : Cloudy / Dry

Results can be found at www.tsl-timing.com

Oulton Park International
Circuit Length = 2.6920 miles
Start: 09:00 Flag 09:27 End: 09:29

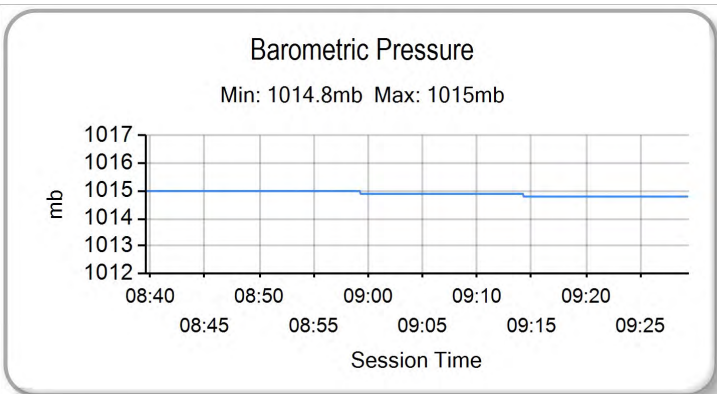
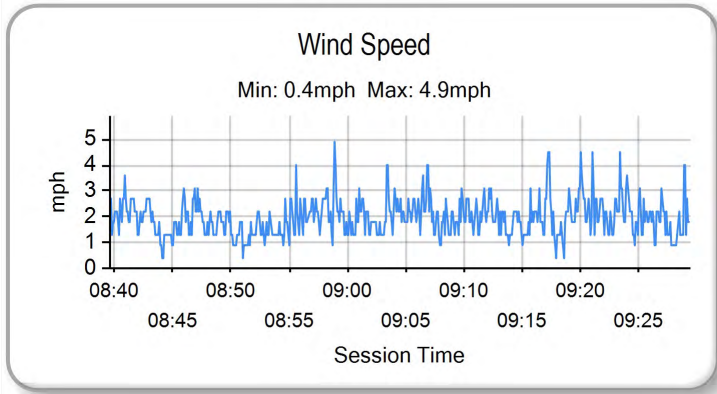
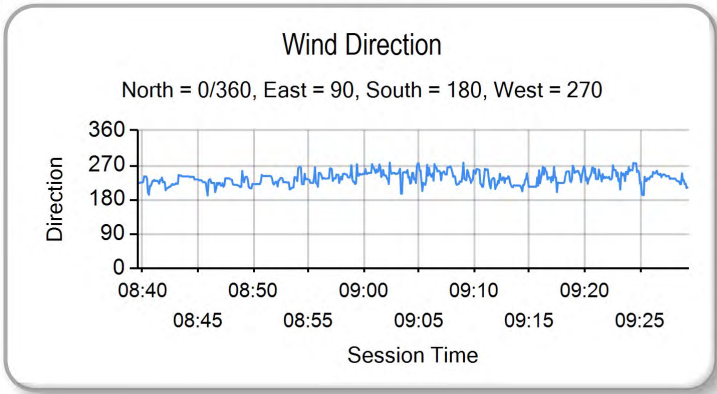
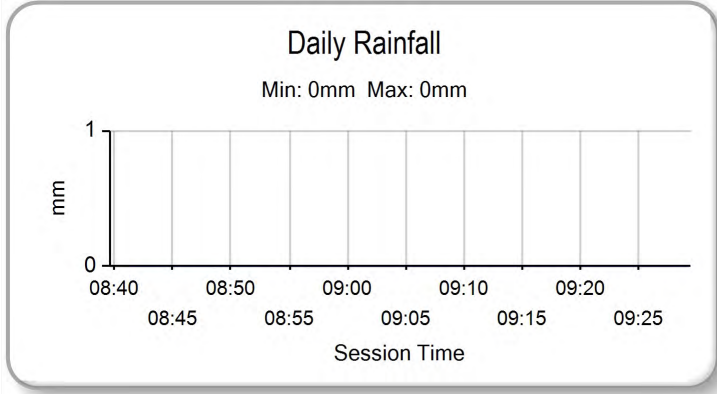
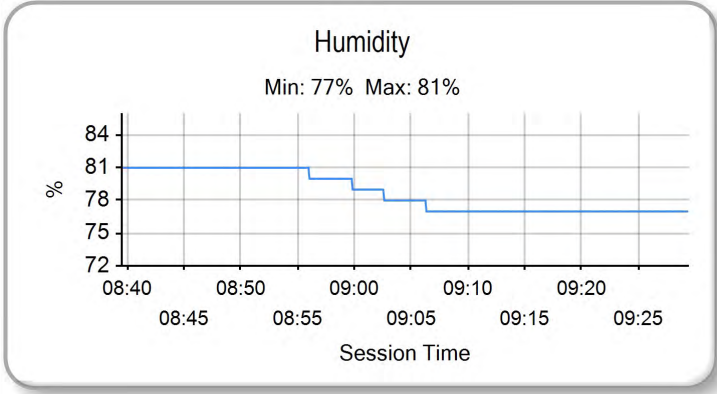
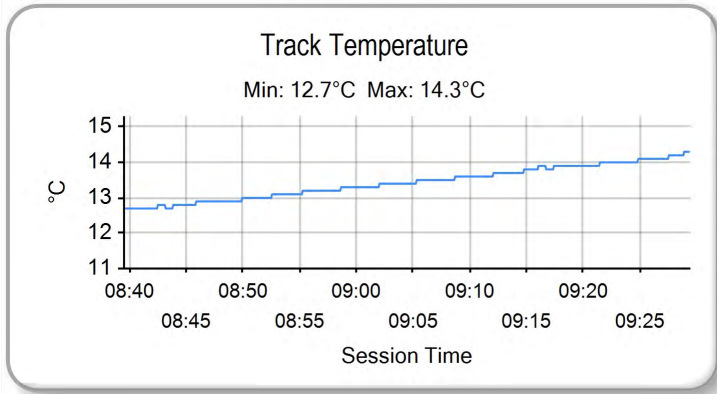
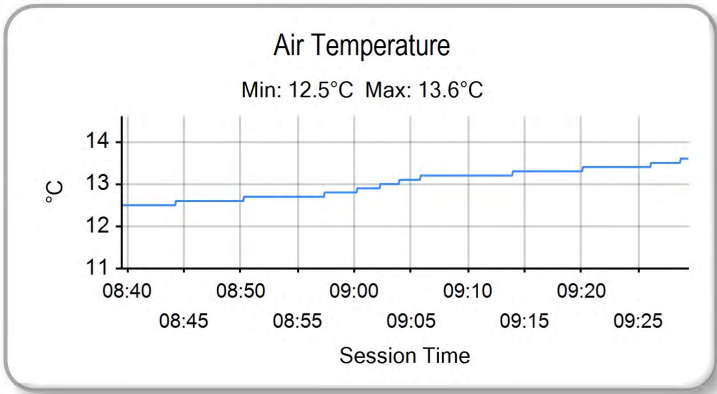
Printed - 09:32 Friday, 14 September 2018

MCRCB BULLETIN TK005

2018 Bennetts British Superbike Championship - Round 10

2018 Pirelli National Superstock 600 Championship with Black Horse

FREE PRACTICE 1 - WEATHER CONDITIONS



Weather / Track : Cloudy / Dry

Results can be found at www.tsl-timing.com

Oulton Park International
Circuit Length = 2.6920 miles
Start: 09:00 Flag 09:27 End: 09:29

Printed - 09:32 Friday, 14 September 2018



FREE PRACTICE 2 - CLASSIFICATION

POS	NO	NAME	ENTRY	TIME	ON	LAPS	GAP	DIFF	MPH
1	11	Rory SKINNER	Kawasaki - Bennetts Tokheim Kirkcaldy Kawasaki	1:51.981	9	12			86.54
2	41	Milo WARD	Kawasaki - G & S Racing	1:52.932	13	13	0.951	0.951	85.81
3	21	Ryan VICKERS	Yamaha - Mototechniks Yamaha	1:53.719	13	13	1.738	0.787	85.22
4	99	Ben LUXTON	Kawasaki - G & S Racing	1:53.758	13	13	1.777	0.039	85.19
5	55	Kevin KEYES	Kawasaki - Team #109	1:54.187	12	12	2.206	0.429	84.87
6	14	Louis VALLELEY	Kawasaki - Pharaoh Racing	1:55.397	8	10	3.416	1.210	83.98
7	10	Joe SHELDON-SHAW	Kawasaki - Via Moto Racing	1:55.441	10	12	3.460	0.044	83.95
8	2	TJ TOMS	Kawasaki - Squidge Racing	1:56.583	8	11	4.602	1.142	83.12
9	5	Aaron CLARKE	Yamaha - Draper Racing	1:56.669	10	12	4.688	0.086	83.06
10	58	Cameron LEE	Yamaha - Allied Motorsport	1:56.700	8	12	4.719	0.031	83.04
11	6	Conor WHEELER	Yamaha - Conor Wheeler Racing	1:56.820	11	12	4.839	0.120	82.95
12	9	Aaron CLIFFORD	Yamaha - Clifford Racing	1:57.617	12	13	5.636	0.797	82.39
13	37	Liam DELVES	Yamaha - Team IMR	1:57.740	12	12	5.759	0.123	82.31
14	3	Mark CLAYTON	Yamaha - KSM Racing	1:57.942	12	12	5.961	0.202	82.17
15	8	Grant NEWSTEAD	Yamaha - Morgan Price / Tinklers Racing	1:58.506	10	10	6.525	0.564	81.77
16	19	James ALDERSON	Triumph - R Alderson & Sons Racing	1:59.050	10	12	7.069	0.544	81.40
17	7	Aaron WRIGHT	Yamaha - Jezaro.com	1:59.219	10	10	7.238	0.169	81.28
18	17	Josh WOOD	Kawasaki - Wood Racing	1:59.815	5	5	7.834	0.596	80.88
19	85	Jordan MCCORD	Yamaha - AJM Sales Ltd / Reid Engineering	1:59.854	12	12	7.873	0.039	80.85
20	66	Cameron FRASER	Yamaha - Jones Dorling Racing	1:59.973	12	12	7.992	0.119	80.77
21	26	Adam HARTGROVE	Yamaha - Adam Hartgrove Racing	2:01.287	9	11	9.306	1.314	79.90
22	44	Ewan POTTER	Yamaha - Jones Dorling Racing	2:01.462	11	11	9.481	0.175	79.78
23	27	Jamie ASHBY	Yamaha - JPA Racing / Davison Transport	2:01.573	10	12	9.592	0.111	79.71
QUALIFYING LAPTIME (110.0% of 1:51.981) = 2:03.179									
24	47	Angus GOUGH	Yamaha - G Fab Racing	2:04.247	11	11	12.266	2.674	78.00
25	69	Caolán IRWIN	Yamaha - Irwin Racing			1			

Weather / Track : Rain / Wet

These results are provisional until the conclusion of any judicial and technical matters.

Oulton Park International

Circuit Length = 2.6920 miles

Start: 13:20 Flag 13:45 End: 13:47

Race Director :	Stewards :	Timekeeper :
-----------------	------------	--------------

Results can be found at www.britishsuperbike.com

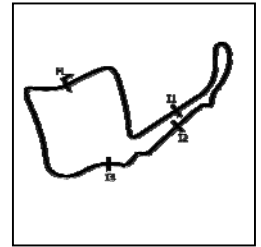
Printed - 13:48 Friday, 14 September 2018

MCRCB BULLETIN TK037

2018 Bennetts British Superbike Championship - Round 10

2018 Pirelli National Superstock 600 Championship with Black Horse

FREE PRACTICE 2 - SECTOR ANALYSIS



SECTOR 1 = FL to I1, SECTOR 2 = I1 to I2 SECTOR 3 = I2 to I3, SECTOR 4 = I3 to FL, DIFF = Difference To Personal Best Lap, P = Crossed Finish Line in Pit Lane, D = Time Disallowed

P1 11		Rory SKINNER				Kawasaki - Bennetts Tokheim Kirkcaldy Kawasaki						
IDEAL LAP TIME : 1:51.981		BEST LAP TIME : 1:51.981				DIFFERENCE : 0.000						
LAP	SECTOR 1	SECTOR 2		SECTOR 3		SECTOR 4		LAP TIME	MPH	DIFF	TIME OF DAY	
1 -	OUTLAP	124.9	34.705	100.0	23.787	108.0	32.923	118.1			13:23:00.948	
2 -	28.632	132.1	33.205	99.2	23.490	109.1	31.372	120.0	1:56.699	83.04	4.718	13:24:57.647
3 -	28.330	131.5	32.637	103.0	23.128	110.1	31.775	115.1	1:55.870	83.63	3.889	13:26:53.517
4 -	28.102	130.8	32.069	103.4	23.002	112.5	31.072	119.4	1:54.245	84.82	2.264	13:28:47.762
5 -	27.689	130.5	32.218	102.7	23.439	112.7	31.532	117.3	1:54.878	84.36	2.897	13:30:42.640
6 -	27.739	130.8	32.007	101.9	22.716	113.3	30.976	120.4	1:53.438 (3)	85.43	1.457	13:32:36.078
7 -	28.244	126.8	33.303	101.9	23.058	110.5	IN PIT		2:01.349 P	79.86	9.368	13:34:37.427
8 -	OUTLAP	131.3	32.477	103.5	22.855	112.2	31.088	121.1	2:57.858	54.48	1:05.877	13:37:35.285
9 -	27.406	131.5	31.658	103.4	22.287	114.9	30.630	119.1	1:51.981 (1)	86.54		13:39:27.266
10 -	27.729	131.8	31.719	104.3	22.632	112.2	30.637	120.2	1:52.717 (2)	85.97	0.736	13:41:19.983
11 -	28.510	131.3	31.987	103.5	22.784	112.9	30.799	118.7	1:54.080	84.95	2.099	13:43:14.063
12 -	27.986	130.8	32.182	105.0	22.817	112.7	30.777	116.7	1:53.762	85.18	1.781	13:45:07.825

P2 41		Milo WARD				Kawasaki - G & S Racing						
IDEAL LAP TIME : 1:52.561		BEST LAP TIME : 1:52.932				DIFFERENCE : 0.371						
LAP	SECTOR 1	SECTOR 2		SECTOR 3		SECTOR 4		LAP TIME	MPH	DIFF	TIME OF DAY	
1 -	OUTLAP	116.9	42.111	91.6	25.491	110.1	34.031	114.7			13:22:50.569	
2 -	30.880	125.9	34.624	100.4	23.900	106.6	32.838	117.3	2:02.242	79.27	9.310	13:24:52.811
3 -	29.550	126.8	34.436	101.2	23.684	111.8	33.117	110.7	2:00.787	80.23	7.855	13:26:53.598
4 -	28.924	126.6	32.810	102.1	22.913	113.1	31.500	119.4	1:56.147	83.43	3.215	13:28:49.745
5 -	28.301	126.1	32.591	103.4	22.666	114.3	31.210	120.9	1:54.768	84.44	1.836	13:30:44.513
6 -	30.094	124.9	32.641	100.1	23.547	112.0	31.450	119.1	1:57.732	82.31	4.800	13:32:42.245
7 -	28.012	126.3	32.329	103.5	22.916	113.1	31.229	119.6	1:54.486	84.65	1.554	13:34:36.731
8 -	28.157	126.3	32.367	101.6	22.673	111.4	31.092	118.9	1:54.289	84.79	1.357	13:36:31.020
9 -	28.276	125.6	32.094	103.5	22.341	113.7	31.182	119.6	1:53.893	85.09	0.961	13:38:24.913
10 -	27.881	127.3	32.731	101.8	22.630	111.1	30.969	119.4	1:54.211	84.85	1.279	13:40:19.124
11 -	27.561	128.5	32.530	102.2	22.322	113.9	30.713	119.8	1:53.126 (3)	85.66	0.194	13:42:12.250
12 -	27.902	125.9	32.037	102.4	22.364	113.3	30.682	120.0	1:52.985 (2)	85.77	0.053	13:44:05.235
13 -	27.640	126.3	32.329	103.0	22.305	114.3	30.658	119.1	1:52.932 (1)	85.81		13:45:58.167

P3 21		Ryan VICKERS				Yamaha - Mototechniks Yamaha						
IDEAL LAP TIME : 1:53.114		BEST LAP TIME : 1:53.719				DIFFERENCE : 0.605						
LAP	SECTOR 1	SECTOR 2		SECTOR 3		SECTOR 4		LAP TIME	MPH	DIFF	TIME OF DAY	
1 -	OUTLAP	117.3	38.251	93.0	25.549	109.8	34.843	113.5			13:22:22.488	
2 -	32.595	126.8	35.092	102.4	24.610	110.3	33.427	117.9	2:05.724	77.08	12.005	13:24:28.212
3 -	29.509	128.8	33.635	102.1	23.612	111.2	32.168	121.7	1:58.924	81.49	5.205	13:26:27.136
4 -	28.807	129.8	33.643	102.9	23.421	114.7	32.196	118.9	1:58.067	82.08	4.348	13:28:25.203
5 -	28.223	130.3	32.673	103.7	22.809	114.5	30.939	121.7	1:54.644	84.53	0.925	13:30:19.847
6 -	27.978	130.8	31.989	104.3	23.687	110.3	32.236	121.5	1:55.890	83.62	2.171	13:32:15.737
7 -	28.244	130.5	32.905	102.6	23.462	115.5	30.899	122.2	1:55.510	83.90	1.791	13:34:11.247
8 -	28.052	130.8	32.159	104.8	22.824	115.9	30.954	122.2	1:53.989 (3)	85.01	0.270	13:36:05.236
9 -	27.922	129.5	33.427	104.6	22.861	115.7	30.743	122.2	1:54.953	84.30	1.234	13:38:00.189
10 -	27.950	131.3	32.097	104.6	23.026	115.7	30.908	122.0	1:53.981 (2)	85.02	0.262	13:39:54.170
11 -	27.868	131.3	33.450	98.8	23.033	116.5	31.133	122.6	1:55.484	83.91	1.765	13:41:49.654
12 -	27.919	131.3	32.328	105.0	23.053	116.7	31.086	122.4	1:54.386	84.72	0.667	13:43:44.040
13 -	27.573	131.3	32.040	105.0	22.989	117.3	31.117	122.9	1:53.719 (1)	85.22		13:45:37.759

P4 99		Ben LUXTON				Kawasaki - G & S Racing						
IDEAL LAP TIME : 1:53.460		BEST LAP TIME : 1:53.758				DIFFERENCE : 0.298						
LAP	SECTOR 1	SECTOR 2		SECTOR 3		SECTOR 4		LAP TIME	MPH	DIFF	TIME OF DAY	
1 -	OUTLAP	110.7	38.329	96.9	27.258	104.6	34.682	116.7			13:22:24.599	
2 -	31.139	122.6	35.782	100.9	24.380	110.7	33.083	119.6	2:04.384	77.91	10.626	13:24:28.983
3 -	29.766	127.0	34.098	100.7	23.913	107.2	32.326	120.4	2:00.103	80.69	6.345	13:26:29.086
4 -	29.136	128.5	34.064	93.4	23.488	114.1	32.286	120.4	1:58.974	81.45	5.216	13:28:28.060
5 -	29.112	128.8	32.800	100.9	22.933	115.3	31.760	120.2	1:56.605	83.11	2.847	13:30:24.665
6 -	28.781	129.3	32.683	101.2	22.926	114.5	31.527	121.1	1:55.917	83.60	2.159	13:32:20.582
7 -	28.423	129.0	32.214	103.7	22.618	115.5	31.439	122.9	1:54.694	84.49	0.936	13:34:15.276

Weather / Track : Rain / Wet

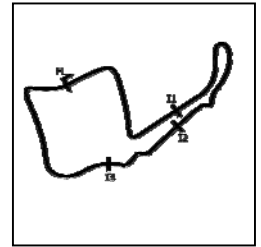
Oulton Park International
Circuit Length = 2.6920 miles
Start: 13:20 Flag 13:45 End: 13:47

MCRCB BULLETIN TK037

2018 Bennetts British Superbike Championship - Round 10

2018 Pirelli National Superstock 600 Championship with Black Horse

FREE PRACTICE 2 - SECTOR ANALYSIS



SECTOR 1 = FL to I1, SECTOR 2 = I1 to I2 SECTOR 3 = I2 to I3, SECTOR 4 = I3 to FL, DIFF = Difference To Personal Best Lap, P = Crossed Finish Line in Pit Lane, D = Time Disallowed

8 -	29.625	128.0	32.425	102.2	22.645	113.5	31.620	120.4	1:56.315	83.31	2.557	13:36:11.591
9 -	28.404	130.0	32.175	103.5	22.518	116.1	31.075	121.5	1:54.172 (3)	84.88	0.414	13:38:05.763
10 -	28.098	130.3	32.101	105.1	23.015	109.2	32.196	121.1	1:55.410	83.97	1.652	13:40:01.173
11 -	28.453	129.5	32.191	104.3	22.349	115.7	31.102	122.6	1:54.095 (2)	84.94	0.337	13:41:55.268
12 -	29.941	126.1	32.691	104.5	22.858	115.9	31.457	122.0	1:56.947	82.86	3.189	13:43:52.215
13 -	28.263	130.0	31.938	104.3	22.475	116.1	31.082	122.9	1:53.758 (1)	85.19		13:45:45.973

P5	55	Kevin KEYES						Kawasaki - Team #109					
IDEAL LAP TIME : 1:54.187		BEST LAP TIME : 1:54.187				DIFFERENCE : 0.000							
LAP	SECTOR 1	SECTOR 2	SECTOR 3	SECTOR 4	LAP TIME	MPH	DIFF	TIME OF DAY					
1 -	OUTLAP	114.5	40.006	97.8	27.672	90.8	34.990	119.8				13:22:25.781	
2 -	30.971	127.8	35.630	102.6	25.002	112.5	33.038	120.6	2:04.641	77.75	10.454	13:24:30.422	
3 -	29.975	128.0	34.236	101.3	23.881	114.9	32.621	122.0	2:00.713	80.28	6.526	13:26:31.135	
4 -	29.638	128.8	33.649	103.2	23.856	112.5	33.468	121.7	2:00.611	80.35	6.424	13:28:31.746	
5 -	29.060	129.5	32.834	104.5	23.272	114.3	31.753	120.9	1:56.919	82.88	2.732	13:30:28.665	
6 -	29.174	130.5	33.226	103.2	23.630	110.1	IN PIT		2:06.558	P	76.57	12.371	13:32:35.223
7 -	OUTLAP	126.8	34.895	101.5	23.987	112.0	32.409	120.4	4:21.615	37.04	2:27.428	13:36:56.838	
8 -	29.427	128.0	32.986	102.4	23.415	113.7	31.811	122.2	1:57.639	82.38	3.452	13:38:54.477	
9 -	28.778	129.3	33.000	102.6	23.288	115.1	31.763	121.5	1:56.829	82.95	2.642	13:40:51.306	
10 -	28.802	129.5	33.283	102.6	23.200	115.9	31.238	122.0	1:56.523 (3)	83.17	2.336	13:42:47.829	
11 -	28.154	132.1	32.627	104.8	23.460	106.5	31.286	122.0	1:55.527 (2)	83.88	1.340	13:44:43.356	
12 -	28.014	128.8	32.408	103.0	22.722	115.9	31.043	119.6	1:54.187 (1)	84.87		13:46:37.543	

P6	14	Louis VALLELEY						Kawasaki - Pharaoh Racing				
IDEAL LAP TIME : 1:55.251		BEST LAP TIME : 1:55.397				DIFFERENCE : 0.146						
LAP	SECTOR 1	SECTOR 2	SECTOR 3	SECTOR 4	LAP TIME	MPH	DIFF	TIME OF DAY				
1 -	OUTLAP	118.7	36.659	96.6	24.805	106.1	33.505	115.1				13:22:44.317
2 -	31.558	126.3	34.672	102.1	23.970	112.2	33.679	116.7	2:03.879	78.23	8.482	13:24:48.196
3 -	30.486	126.6	33.746	102.7	23.334	112.5	31.997	119.6	1:59.563	81.05	4.166	13:26:47.759
4 -	29.160	126.8	33.089	102.9	23.091	113.1	31.924	121.3	1:57.264	82.64	1.867	13:28:45.023
5 -	30.376	128.0	32.891	102.9	23.078	114.3	31.908	121.7	1:58.253	81.95	2.856	13:30:43.276
6 -	29.133	126.8	32.828	103.0	22.927	112.5	32.101	120.9	1:56.989	82.83	1.592	13:32:40.265
7 -	28.984	127.3	33.161	101.8	23.299	113.7	31.658	120.4	1:57.102	82.75	1.705	13:34:37.367
8 -	28.416	128.5	32.793	102.4	22.779	113.9	31.409	120.4	1:55.397 (1)	83.98		13:36:32.764
9 -	28.605	126.8	32.795	102.7	22.913	111.8	31.451	120.0	1:55.764 (2)	83.71	0.367	13:38:28.528
10 -	28.270	127.0	32.794	102.7	22.823	112.9	32.188	117.3	1:56.075 (3)	83.49	0.678	13:40:24.603

P7	10	Joe SHELDON-SHAW						Kawasaki - Via Moto Racing				
IDEAL LAP TIME : 1:54.783		BEST LAP TIME : 1:55.441				DIFFERENCE : 0.658						
LAP	SECTOR 1	SECTOR 2	SECTOR 3	SECTOR 4	LAP TIME	MPH	DIFF	TIME OF DAY				
1 -	OUTLAP	122.9	36.531	99.5	25.257	108.9	34.423	118.1				13:23:07.682
2 -	30.700	125.2	34.248	102.6	24.011	113.1	32.534	119.4	2:01.493	79.76	6.052	13:25:09.175
3 -	29.357	126.6	33.547	101.6	23.899	112.7	32.431	120.6	1:59.234	81.27	3.793	13:27:08.409
4 -	29.325	124.2	35.208	102.9	23.832	110.5	33.282	118.3	2:01.647	79.66	6.206	13:29:10.056
5 -	31.100	123.8	34.179	102.4	23.823	113.5	32.430	120.6	2:01.532	79.74	6.091	13:31:11.588
6 -	29.424	124.2	33.949	104.3	23.888	106.6	32.294	118.5	1:59.555	81.06	4.114	13:33:11.143
7 -	28.515	123.5	34.680	99.1	24.080	107.7	32.409	120.0	1:59.684	80.97	4.243	13:35:10.827
8 -	28.863	126.1	32.780	103.5	23.310	114.3	31.448	121.5	1:56.401	83.25	0.960	13:37:07.228
9 -	28.380	127.5	33.015	103.2	23.521	113.5	31.631	119.1	1:56.547	83.15	1.106	13:39:03.775
10 -	28.547	126.6	32.580	102.9	23.136	113.9	31.178	121.1	1:55.441 (1)	83.95		13:40:59.216
11 -	28.163	126.8	32.765	103.0	23.646	113.5	31.034	121.3	1:55.608 (3)	83.82	0.167	13:42:54.824
12 -	28.432	126.6	32.595	102.9	23.006	114.9	31.465	122.2	1:55.498 (2)	83.90	0.057	13:44:50.322

P8	2	TJ TOMS						Kawasaki - Squidge Racing				
IDEAL LAP TIME : 1:56.383		BEST LAP TIME : 1:56.583				DIFFERENCE : 0.200						
LAP	SECTOR 1	SECTOR 2	SECTOR 3	SECTOR 4	LAP TIME	MPH	DIFF	TIME OF DAY				
1 -	OUTLAP	112.2	37.366	98.5	25.608	107.7	34.262	116.9				13:23:52.763
2 -	31.114	126.8	35.081	99.1	24.361	110.7	33.037	118.7	2:03.593	78.41	7.010	13:25:56.356
3 -	30.084	127.8	35.397	100.4	25.163	107.3	32.937	118.3	2:03.581	78.42	6.998	13:27:59.937
4 -	29.642	127.8	33.506	99.7	23.662	111.6	32.294	121.1	1:59.104	81.36	2.521	13:29:59.041

Weather / Track : Rain / Wet

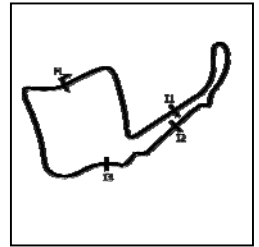
Oulton Park International
Circuit Length = 2.6920 miles
Start: 13:20 Flag 13:45 End: 13:47

MCRCB BULLETIN TK037

2018 Bennetts British Superbike Championship - Round 10

2018 Pirelli National Superstock 600 Championship with Black Horse

FREE PRACTICE 2 - SECTOR ANALYSIS



SECTOR 1 = FL to I1, SECTOR 2 = I1 to I2 SECTOR 3 = I2 to I3, SECTOR 4 = I3 to FL, DIFF = Difference To Personal Best Lap, P = Crossed Finish Line in Pit Lane, D = Time Disallowed

5 -	29.751	128.5	33.093	100.6	23.689	111.2	32.362	121.1	1:58.895	81.51	2.312	13:31:57.936
6 -	28.991	127.5	33.376	101.3	23.594	114.5	31.959	119.6	1:57.920	82.18	1.337	13:33:55.856
7 -	28.968	129.5	32.937	103.5	23.673	113.1	31.886	120.6	1:57.464 (3)	82.50	0.881	13:35:53.320
8 -	28.754	129.8	32.944	104.3	23.168	115.3	31.717	121.3	1:56.583 (1)	83.12		13:37:49.903
9 -	28.779	129.8	32.744	103.5	23.731	111.2	32.144	120.6	1:57.398 (2)	82.55	0.815	13:39:47.301
10 -	29.918	125.9	33.344	102.4	23.931	113.3	IN PIT		2:06.577 P	76.56	9.994	13:41:53.878
11 -	OUTLAP	125.9	33.571	101.2	23.751	112.9	31.974	118.7	3:43.006	43.45	1:46.423	13:45:36.884

P9 5		Aaron CLARKE				Yamaha - Draper Racing						
IDEAL LAP TIME : 1:55.953		BEST LAP TIME : 1:56.669				DIFFERENCE : 0.716						
LAP	SECTOR 1	SECTOR 2		SECTOR 3		SECTOR 4		LAP TIME	MPH	DIFF	TIME OF DAY	
1 -	OUTLAP	119.8	39.519	93.0	26.740	97.8	35.610	110.9			13:22:21.202	
2 -	32.038	124.5	36.152	96.8	24.950	102.9	33.971	113.3	2:07.111	76.24	10.442	13:24:28.313
3 -	30.152	127.8	34.324	99.2	23.902	106.1	32.702	119.4	2:01.080	80.04	4.411	13:26:29.393
4 -	29.792	127.5	33.842	100.7	24.734	105.1	32.591	118.7	2:00.959	80.12	4.290	13:28:30.352
5 -	29.479	125.6	33.477	101.2	23.384	108.9	31.877	119.6	1:58.217 (3)	81.97	1.548	13:30:28.569
6 -	29.192	127.8	33.246	101.0	23.957	109.8	32.395	119.6	1:58.790	81.58	2.121	13:32:27.359
7 -	29.565	127.5	33.475	101.9	23.479	109.4	31.773	119.4	1:58.292	81.92	1.623	13:34:25.651
8 -	29.120	128.0	33.096	100.3	23.186	110.0	31.506	121.1	1:56.908 (2)	82.89	0.239	13:36:22.559
9 -	28.782	128.0	32.741	103.2	24.681	111.1	32.251	119.8	1:58.455	81.81	1.786	13:38:21.014
10 -	29.193	127.5	32.925	102.2	23.036	111.2	31.515	120.2	1:56.669 (1)	83.06		13:40:17.683
11 -	28.670	128.3	33.579	102.2	23.083	110.3	IN PIT		2:04.873 P	77.60	8.204	13:42:22.556
12 -	OUTLAP	128.0	33.963	101.8	23.694	112.0	32.075	117.9	3:15.395	49.59	1:18.726	13:45:37.951

P10 58		Cameron LEE				Yamaha - Allied Motorsport						
IDEAL LAP TIME : 1:56.225		BEST LAP TIME : 1:56.700				DIFFERENCE : 0.475						
LAP	SECTOR 1	SECTOR 2		SECTOR 3		SECTOR 4		LAP TIME	MPH	DIFF	TIME OF DAY	
1 -	OUTLAP	113.9	38.023	97.3	25.568	108.9	34.169	116.5			13:23:52.447	
2 -	31.068	125.9	35.013	102.7	24.238	111.8	32.823	116.7	2:03.142	78.70	6.442	13:25:55.589
3 -	29.898	129.5	35.694	100.4	24.281	111.6	32.448	118.9	2:02.321	79.22	5.621	13:27:57.910
4 -	29.317	129.3	33.759	104.5	24.013	114.9	33.082	120.6	2:00.171	80.64	3.471	13:29:58.081
5 -	29.226	129.5	33.854	96.5	24.084	112.2	32.199	120.0	1:59.363	81.19	2.663	13:31:57.444
6 -	28.841	130.0	33.436	103.0	23.808	113.7	31.829	119.6	1:57.914	82.18	1.214	13:33:55.358
7 -	28.765	129.8	33.269	103.4	23.657	114.3	31.771	120.0	1:57.462	82.50	0.762	13:35:52.820
8 -	28.605	130.3	33.217	104.2	23.328	115.5	31.550	120.2	1:56.700 (1)	83.04		13:37:49.520
9 -	28.470	129.8	33.031	104.5	23.933	111.6	31.984	121.7	1:57.418	82.53	0.718	13:39:46.938
10 -	28.936	129.8	33.384	103.8	23.437	114.9	31.479	122.0	1:57.236 (3)	82.66	0.536	13:41:44.174
11 -	28.530	130.0	34.260	97.8	25.012	112.9	33.285	119.4	2:01.087	80.03	4.387	13:43:45.261
12 -	28.662	129.8	33.273	104.6	23.402	115.5	31.396	122.2	1:56.733 (2)	83.02	0.033	13:45:41.994

P11 6		Conor WHEELER				Yamaha - Conor Wheeler Racing						
IDEAL LAP TIME : 1:56.722		BEST LAP TIME : 1:56.820				DIFFERENCE : 0.098						
LAP	SECTOR 1	SECTOR 2		SECTOR 3		SECTOR 4		LAP TIME	MPH	DIFF	TIME OF DAY	
1 -	OUTLAP	110.1	39.206	92.8	27.041	99.5	36.581	110.0			13:22:36.438	
2 -	32.417	117.1	37.948	95.7	26.081	106.5	35.789	111.6	2:12.235	73.28	15.415	13:24:48.673
3 -	31.160	118.3	35.616	96.8	24.145	106.3	34.334	114.1	2:05.255	77.37	8.435	13:26:53.928
4 -	30.460	126.8	34.744	98.8	23.715	109.4	32.813	115.3	2:01.732	79.61	4.912	13:28:55.660
5 -	29.438	126.3	33.655	99.2	23.599	111.8	32.113	115.7	1:58.805	81.57	1.985	13:30:54.465
6 -	29.241	127.0	33.189	100.1	23.393	111.6	32.343	117.3	1:58.166 (3)	82.01	1.346	13:32:52.631
7 -	29.955	124.9	34.000	100.0	23.619	111.6	32.104	115.3	1:59.678	80.97	2.858	13:34:52.309
8 -	29.031	127.0	33.350	100.3	23.420	112.9	32.703	112.2	1:58.504	81.78	1.684	13:36:50.813
9 -	29.126	126.1	33.523	100.0	23.442	111.8	32.063	117.7	1:58.154 (2)	82.02	1.334	13:38:48.967
10 -	29.417	128.3	33.627	100.0	24.306	89.9	33.463	116.7	2:00.813	80.21	3.993	13:40:49.780
11 -	28.707	127.8	32.915	100.9	23.491	112.0	31.707	118.9	1:56.820 (1)	82.95		13:42:46.600
12 -	29.262	127.0	36.111	98.2	24.379	110.9	IN PIT		2:12.166 P	73.32	15.346	13:44:58.766

P12 9		Aaron CLIFFORD				Yamaha - Clifford Racing					
IDEAL LAP TIME : 1:57.359		BEST LAP TIME : 1:57.617				DIFFERENCE : 0.258					
LAP	SECTOR 1	SECTOR 2		SECTOR 3		SECTOR 4		LAP TIME	MPH	DIFF	TIME OF DAY
1 -	OUTLAP	110.7	39.531	93.8	27.374	95.5	36.645	108.9			13:22:22.044

Weather / Track : Rain / Wet

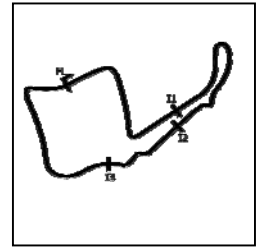
Oulton Park International
Circuit Length = 2.6920 miles
Start: 13:20 Flag 13:45 End: 13:47

MCRCB BULLETIN TK037

2018 Bennetts British Superbike Championship - Round 10

2018 Pirelli National Superstock 600 Championship with Black Horse

FREE PRACTICE 2 - SECTOR ANALYSIS



SECTOR 1 = FL to I1, SECTOR 2 = I1 to I2 SECTOR 3 = I2 to I3, SECTOR 4 = I3 to FL, DIFF = Difference To Personal Best Lap, P = Crossed Finish Line in Pit Lane, D = Time Disallowed

2 -	33.094	120.6	36.315	97.8	26.430	105.5	34.583	114.7	2:10.422	74.30	12.805	13:24:32.466
3 -	31.896	126.1	35.626	98.3	25.134	107.2	34.031	113.3	2:06.687	76.49	9.070	13:26:39.153
4 -	31.662	124.5	35.752	96.6	24.882	109.1	33.304	116.1	2:05.600	77.16	7.983	13:28:44.753
5 -	30.858	123.8	34.810	98.2	24.508	108.9	33.367	118.5	2:03.543	78.44	5.926	13:30:48.296
6 -	30.346	126.6	34.584	98.9	24.292	110.0	33.036	118.9	2:02.258	79.26	4.641	13:32:50.554
7 -	29.648	126.3	33.985	99.8	23.827	111.6	32.403	118.9	1:59.863	80.85	2.246	13:34:50.417
8 -	29.549	127.8	33.635	99.2	23.715	111.8	32.435	118.7	1:59.334	81.21	1.717	13:36:49.751
9 -	29.413	127.3	33.348	101.6	23.617	110.9	32.402	118.3	1:58.780	81.59	1.163	13:38:48.531
10 -	29.451	128.3	33.312	102.4	24.122	110.5	32.239	118.1	1:59.124	81.35	1.507	13:40:47.655
11 -	29.222	126.8	33.361	101.9	24.042	111.8	31.832	120.4	1:58.457 (3)	81.81	0.840	13:42:46.112
12 -	29.013	126.8	33.073	101.5	23.772	112.0	31.759	122.2	1:57.617 (1)	82.39		13:44:43.729
13 -	29.253	127.5	32.970	101.8	23.754	110.7	31.890	120.0	1:57.867 (2)	82.22	0.250	13:46:41.596

P13 37 Liam DELVES Yamaha - Team IMR
 IDEAL LAP TIME : 1:57.740 BEST LAP TIME : 1:57.740 DIFFERENCE : 0.000

LAP	SECTOR 1	SECTOR 2	SECTOR 3	SECTOR 4	LAP TIME	MPH	DIFF	TIME OF DAY					
1 -	OUTLAP	116.3	41.240	92.1	28.174	104.6	36.366	115.3	13:22:35.031				
2 -	33.271	116.1	37.795	94.5	26.310	109.6	35.332	112.9	2:12.708	73.02	14.968	13:24:47.739	
3 -	31.796	126.1	36.476	95.7	25.587	110.9	34.419	116.1	2:08.278	75.54	10.538	13:26:56.017	
4 -	30.910	126.8	35.286	98.8	25.013	112.2	33.784	117.7	2:04.993	77.53	7.253	13:29:01.010	
5 -	30.158	127.5	34.475	101.6	24.148	113.7	32.870	118.5	2:01.651	79.66	3.911	13:31:02.661	
6 -	29.260	128.5	33.723	101.8	23.904	114.7	32.815	120.0	1:59.702 (3)	80.96	1.962	13:33:02.363	
7 -	29.437	128.8	34.234	100.9	24.157	113.1	32.888	118.9	2:00.716	80.28	2.976	13:35:03.079	
8 -	29.460	129.5	34.309	100.4	24.201	114.1	IN PIT		2:10.411	P	74.31	12.671	13:37:13.490
9 -	OUTLAP	126.8	36.250	70.1	29.626	67.7	38.307	117.7	3:13.297	50.13	1:15.557	13:40:26.787	
10 -	29.956	128.3	34.349	100.3	24.238	114.3	33.232	119.4	2:01.775	79.58	4.035	13:42:28.562	
11 -	29.341	128.8	34.114	101.9	23.687	114.7	32.430	118.7	1:59.572 (2)	81.04	1.832	13:44:28.134	
12 -	28.920	128.8	33.552	101.3	23.480	115.1	31.788	119.8	1:57.740 (1)	82.31		13:46:25.874	

P14 3 Mark CLAYTON Yamaha - KSM Racing
 IDEAL LAP TIME : 1:57.736 BEST LAP TIME : 1:57.942 DIFFERENCE : 0.206

LAP	SECTOR 1	SECTOR 2	SECTOR 3	SECTOR 4	LAP TIME	MPH	DIFF	TIME OF DAY					
1 -	OUTLAP	117.9	41.182	89.8	27.696	93.7	36.526	112.2	13:22:34.084				
2 -	33.957	115.7	37.090	98.2	25.755	103.4	IN PIT		2:19.419	P	69.51	21.477	13:24:53.503
3 -	OUTLAP	122.4	36.722	100.4	24.842	105.8	34.477	114.9	3:00.302	53.75	1:02.360	13:27:53.805	
4 -	31.092	124.2	35.206	100.0	24.341	106.8	34.193	115.5	2:04.832	77.63	6.890	13:29:58.637	
5 -	30.269	124.0	34.736	101.8	23.880	109.8	33.516	115.7	2:02.401	79.17	4.459	13:32:01.038	
6 -	29.877	125.9	34.638	101.8	23.821	108.9	33.139	117.1	2:01.475	79.78	3.533	13:34:02.513	
7 -	29.771	125.9	34.153	101.0	23.623	107.7	32.913	116.7	2:00.460	80.45	2.518	13:36:02.973	
8 -	29.534	125.9	34.011	101.2	23.604	111.6	32.496	118.5	1:59.645	81.00	1.703	13:38:02.618	
9 -	29.083	127.8	33.540	101.0	23.646	109.2	32.977	117.5	1:59.246	81.27	1.304	13:40:01.864	
10 -	28.949	128.8	33.755	101.8	23.391	111.8	32.212	117.7	1:58.307 (2)	81.91	0.365	13:42:00.171	
11 -	28.815	126.3	33.450	102.4	23.544	109.6	33.034	118.1	1:58.843 (3)	81.54	0.901	13:43:59.014	
12 -	28.744	126.8	33.644	101.3	23.330	111.2	32.224	118.1	1:57.942 (1)	82.17		13:45:56.956	

P15 8 Grant NEWSTEAD Yamaha - Morgan Price / Tinklers Racing
 IDEAL LAP TIME : 1:58.295 BEST LAP TIME : 1:58.506 DIFFERENCE : 0.211

LAP	SECTOR 1	SECTOR 2	SECTOR 3	SECTOR 4	LAP TIME	MPH	DIFF	TIME OF DAY					
1 -	OUTLAP	108.7	39.518	87.8	26.258	102.2	35.106	112.9	13:22:55.700				
2 -	31.456	124.7	35.646	95.1	24.770	107.0	34.398	114.1	2:06.270	76.75	7.764	13:25:01.970	
3 -	31.037	126.6	34.676	96.8	24.602	107.3	33.709	114.9	2:04.024	78.14	5.518	13:27:05.994	
4 -	30.776	122.9	35.041	98.2	24.301	109.2	33.734	117.1	2:03.852	78.24	5.346	13:29:09.846	
5 -	30.492	128.0	33.940	99.7	23.900	110.5	32.749	118.1	2:01.081	80.03	2.575	13:31:10.927	
6 -	29.889	128.0	33.830	98.3	23.924	111.1	32.611	118.9	2:00.254 (3)	80.59	1.748	13:33:11.181	
7 -	29.200	129.0	34.289	100.9	24.304	108.7	IN PIT		2:11.591	P	73.64	13.085	13:35:22.772
8 -	OUTLAP	127.8	34.298	100.0	23.710	111.6	32.553	118.3	5:42.569	28.29	3:44.063	13:41:05.341	
9 -	29.599	127.0	33.832	99.8	23.836	110.1	32.470	118.7	1:59.737 (2)	80.93	1.231	13:43:05.078	
10 -	29.409	128.5	33.259	101.0	23.366	110.9	32.472	120.0	1:58.506 (1)	81.77		13:45:03.584	

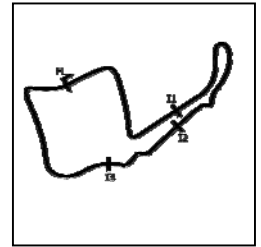
Weather / Track : Rain / Wet

Oulton Park International
 Circuit Length = 2.6920 miles
 Start: 13:20 Flag 13:45 End: 13:47

2018 Bennetts British Superbike Championship - Round 10

2018 Pirelli National Superstock 600 Championship with Black Horse

FREE PRACTICE 2 - SECTOR ANALYSIS



SECTOR 1 = FL to I1, SECTOR 2 = I1 to I2 SECTOR 3 = I2 to I3, SECTOR 4 = I3 to FL, DIFF = Difference To Personal Best Lap, P = Crossed Finish Line in Pit Lane, D = Time Disallowed

P16 19		James ALDERSON				Triumph - R Alderson & Sons Racing						
IDEAL LAP TIME : 1:58.769		BEST LAP TIME : 1:59.050				DIFFERENCE : 0.281						
LAP	SECTOR 1	SECTOR 2		SECTOR 3		SECTOR 4		LAP TIME	MPH	DIFF	TIME OF DAY	
1 -	OUTLAP	117.9	39.252	91.4	27.228	99.5	36.333	107.7			13:22:35.816	
2 -	32.658	116.3	37.787	96.5	25.654	103.8	35.192	108.0	2:11.291	73.81	12.241	13:24:47.107
3 -	31.706	122.2	35.832	95.1	24.727	103.2	34.275	106.3	2:06.540	76.58	7.490	13:26:53.647
4 -	30.587	124.2	35.488	96.5	23.995	107.5	33.569	112.4	2:03.639	78.38	4.589	13:28:57.286
5 -	29.896	124.9	34.498	94.9	24.170	106.1	33.331	110.7	2:01.895	79.50	2.845	13:30:59.181
6 -	29.867	125.2	34.536	93.0	24.218	108.4	33.285	112.2	2:01.906	79.49	2.856	13:33:01.087
7 -	29.627	125.2	34.222	95.0	24.203	105.5	33.139	111.8	2:01.191	79.96	2.141	13:35:02.278
8 -	29.744	125.4	34.259	95.8	24.436	108.0	33.336	111.8	2:01.775	79.58	2.725	13:37:04.053
9 -	29.891	126.3	33.572	96.9	23.867	106.6	32.513	114.3	1:59.843 (3)	80.86	0.793	13:39:03.896
10 -	29.165	126.6	33.650	96.8	23.660	109.2	32.575	113.9	1:59.050 (1)	81.40		13:41:02.946
11 -	29.536	125.4	33.899	95.8	24.122	105.1	32.757	112.5	2:00.314	80.55	1.264	13:43:03.260
12 -	29.450	124.9	33.962	97.3	23.519	108.4	32.662	113.1	1:59.593 (2)	81.03	0.543	13:45:02.853

P17 7		Aaron WRIGHT				Yamaha - Jezaro.com						
IDEAL LAP TIME : 1:59.219		BEST LAP TIME : 1:59.219				DIFFERENCE : 0.000						
LAP	SECTOR 1	SECTOR 2		SECTOR 3		SECTOR 4		LAP TIME	MPH	DIFF	TIME OF DAY	
1 -	OUTLAP	112.4	41.521	92.5	28.887	78.4	IN PIT			P	13:22:48.831	
2 -	OUTLAP	116.3	39.557	93.0	25.794	101.6	35.815	111.4	5:44.947	28.09	3:45.728	13:28:33.778
3 -	32.745	116.3	36.951	93.8	25.247	108.7	35.018	115.5	2:09.961	74.57	10.742	13:30:43.739
4 -	30.934	120.4	35.936	97.1	24.418	110.5	35.709	114.1	2:06.997	76.31	7.778	13:32:50.736
5 -	31.695	120.0	36.774	96.0	24.794	104.8	34.202	113.1	2:07.465	76.03	8.246	13:34:58.201
6 -	31.237	125.9	35.810	97.1	24.443	109.4	33.621	114.9	2:05.111	77.46	5.892	13:37:03.312
7 -	31.173	128.3	35.349	98.1	24.485	109.4	32.875	117.1	2:03.882	78.23	4.663	13:39:07.194
8 -	30.174	125.9	34.776	98.3	23.993	109.8	32.524	117.7	2:01.467 (2)	79.78	2.248	13:41:08.661
9 -	30.119	123.5	36.305	95.7	24.457	107.7	32.903	116.7	2:03.784 (3)	78.29	4.565	13:43:12.445
10 -	29.781	127.0	34.124	100.0	23.564	109.2	31.750	120.6	1:59.219 (1)	81.28		13:45:11.664

P18 17		Josh WOOD				Kawasaki - Wood Racing						
IDEAL LAP TIME : 1:59.815		BEST LAP TIME : 1:59.815				DIFFERENCE : 0.000						
LAP	SECTOR 1	SECTOR 2		SECTOR 3		SECTOR 4		LAP TIME	MPH	DIFF	TIME OF DAY	
1 -	OUTLAP	124.5	41.022	96.0	28.093	103.4	IN PIT			P	13:23:10.423	
2 -	OUTLAP	125.4	37.908	95.8	25.336	111.6	33.604	118.1	16:06.453	10.02	14:06.638	13:39:16.876
3 -	30.477	129.3	35.045	103.2	23.848	112.0	32.720	118.7	2:02.090 (3)	79.37	2.275	13:41:18.966
4 -	29.798	130.8	34.345	103.8	23.861	100.6	32.870	121.5	2:00.874 (2)	80.17	1.059	13:43:19.840
5 -	29.723	130.0	34.191	104.6	23.454	114.1	32.447	119.1	1:59.815 (1)	80.88		13:45:19.655

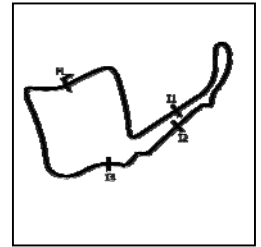
P19 85		Jordan MCCORD				Yamaha - AJM Sales Ltd / Reid Engineering						
IDEAL LAP TIME : 1:58.987		BEST LAP TIME : 1:59.854				DIFFERENCE : 0.867						
LAP	SECTOR 1	SECTOR 2		SECTOR 3		SECTOR 4		LAP TIME	MPH	DIFF	TIME OF DAY	
1 -	OUTLAP	117.1	38.194	95.5	28.446	84.0	35.336	112.5			13:22:27.212	
2 -	30.907	117.5	35.619	99.1	24.480	99.1	34.477	115.7	2:05.483	77.23	5.629	13:24:32.695
3 -	30.633	124.5	35.047	95.8	23.852	102.7	33.381	115.7	2:02.913	78.84	3.059	13:26:35.608
4 -	30.296	120.2	34.927	97.6	23.861	106.3	33.560	115.1	2:02.644	79.01	2.790	13:28:38.252
5 -	29.948	124.2	35.954	97.2	24.835	103.5	33.733	112.2	2:04.470	77.86	4.616	13:30:42.722
6 -	29.791	120.4	34.710	97.2	23.836	104.0	33.057	115.9	2:01.394	79.83	1.540	13:32:44.116
7 -	29.925	126.3	34.140	97.9	23.343	105.8	32.581	114.7	1:59.989 (2)	80.76	0.135	13:34:44.105
8 -	29.607	126.1	34.331	97.3	23.393	105.1	33.052	115.5	2:00.383	80.50	0.529	13:36:44.488
9 -	29.353	125.9	34.549	98.1	23.414	106.6	32.714	118.1	2:00.030 (3)	80.74	0.176	13:38:44.518
10 -	29.804	122.9	36.711	95.8	25.138	92.4	33.420	110.7	2:05.073	77.48	5.219	13:40:49.591
11 -	29.979	122.0	34.737	97.3	23.745	107.5	32.151	117.9	2:00.612	80.35	0.758	13:42:50.203
12 -	29.443	124.5	34.575	96.6	23.564	108.0	32.272	115.9	1:59.854 (1)	80.85		13:44:50.057

P20 66		Cameron FRASER				Yamaha - Jones Dorling Racing					
IDEAL LAP TIME : 1:59.973		BEST LAP TIME : 1:59.973				DIFFERENCE : 0.000					
LAP	SECTOR 1	SECTOR 2		SECTOR 3		SECTOR 4		LAP TIME	MPH	DIFF	TIME OF DAY
1 -	OUTLAP	115.7	41.453	89.4	27.398	96.5	36.964	109.8			13:23:40.812

Weather / Track : Rain / Wet

Oulton Park International
Circuit Length = 2.6920 miles
Start: 13:20 Flag 13:45 End: 13:47

FREE PRACTICE 2 - SECTOR ANALYSIS



SECTOR 1 = FL to I1, SECTOR 2 = I1 to I2 SECTOR 3 = I2 to I3, SECTOR 4 = I3 to FL, DIFF = Difference To Personal Best Lap, P = Crossed Finish Line in Pit Lane, D = Time Disallowed

2 -	33.007	123.8	38.429	96.4	25.889	104.0	34.963	115.1	2:12.288	73.25	12.315	13:25:53.100
3 -	31.237	125.2	37.333	99.8	25.201	108.7	34.231	112.9	2:08.002	75.71	8.029	13:28:01.102
4 -	30.602	124.0	36.134	98.5	25.119	108.0	33.778	118.3	2:05.633	77.13	5.660	13:30:06.735
5 -	30.317	127.5	35.880	99.5	24.521	109.2	33.624	116.3	2:04.342	77.94	4.369	13:32:11.077
6 -	29.862	129.0	35.860	101.8	24.787	109.4	33.198	118.1	2:03.707	78.34	3.734	13:34:14.784
7 -	30.288	125.9	35.314	101.8	24.485	110.7	33.120	118.7	2:03.207	78.65	3.234	13:36:17.991
8 -	30.061	124.0	35.635	100.4	24.851	112.4	33.485	119.6	2:04.032	78.13	4.059	13:38:22.023
9 -	29.396	129.0	34.977	102.7	24.138	108.4	34.282	116.7	2:02.793 (3)	78.92	2.820	13:40:24.816
10 -	29.880	128.5	35.549	100.7	24.496	107.2	33.335	117.1	2:03.260	78.62	3.287	13:42:28.076
11 -	29.574	126.3	35.580	101.6	23.980	111.6	32.762	121.3	2:01.896 (2)	79.50	1.923	13:44:29.972
12 -	29.088	129.8	34.619	102.2	23.817	112.0	32.449	120.9	1:59.973 (1)	80.77		13:46:29.945

P21	26	Adam HARTGROVE						Yamaha - Adam Hartgrove Racing				
IDEAL LAP TIME : 2:00.973		BEST LAP TIME : 2:01.287				DIFFERENCE : 0.314						
LAP	SECTOR 1	SECTOR 2	SECTOR 3	SECTOR 4	LAP TIME	MPH	DIFF	TIME OF DAY				
1 -	OUTLAP	114.3	41.336	90.0	27.711	93.9	37.965	106.6				13:22:35.902
2 -	32.955	113.1	38.647	95.8	25.952	102.4	35.542	107.7	2:13.096	72.81	11.809	13:24:48.998
3 -	31.384	120.6	36.307	95.4	25.755	104.6	34.635	112.2	2:08.081	75.66	6.794	13:26:57.079
4 -	30.988	123.5	35.266	97.8	24.827	106.5	33.877	113.5	2:04.958	77.55	3.671	13:29:02.037
5 -	30.532	119.6	35.330	98.3	38.760	95.3	IN PIT		2:25.006 P	66.83	23.719	13:31:27.043
6 -	OUTLAP	121.3	35.687	96.4	25.127	106.3	33.583	114.3	3:32.226	45.66	1:30.939	13:34:59.269
7 -	30.301	123.8	35.826	98.3	24.694	107.3	IN PIT		2:10.255 P	74.40	8.968	13:37:09.524
8 -	OUTLAP	120.4	35.667	96.9	24.979	104.5	33.538	112.7	2:17.104	70.68	15.817	13:39:26.628
9 -	29.682	124.5	34.363	98.2	24.172	105.5	33.070	114.3	2:01.287 (1)	79.90		13:41:27.915
10 -	29.631	124.9	34.456	98.1	24.419	106.8	32.807	112.5	2:01.313 (2)	79.88	0.026	13:43:29.228
11 -	29.735	126.1	34.831	95.5	24.754	105.5	33.162	112.7	2:02.482 (3)	79.12	1.195	13:45:31.710

P22	44	Ewan POTTER						Yamaha - Jones Dorling Racing				
IDEAL LAP TIME : 2:01.462		BEST LAP TIME : 2:01.462				DIFFERENCE : 0.000						
LAP	SECTOR 1	SECTOR 2	SECTOR 3	SECTOR 4	LAP TIME	MPH	DIFF	TIME OF DAY				
1 -	OUTLAP	118.3	39.987	95.4	26.445	101.2	36.618	111.2				13:22:43.883
2 -	32.847	120.0	37.075	98.6	26.153	103.0	34.690	115.1	2:10.765	74.11	9.303	13:24:54.648
3 -	31.857	121.5	36.215	101.9	25.632	97.6	35.099	116.9	2:08.803	75.24	7.341	13:27:03.451
4 -	31.232	125.6	35.956	99.8	24.692	106.5	34.051	115.1	2:05.931	76.95	4.469	13:29:09.382
5 -	31.680	123.1	36.120	98.3	25.080	104.8	33.983	115.7	2:06.863	76.39	5.401	13:31:16.245
6 -	30.900	127.0	35.676	99.7	24.701	106.0	34.065	116.5	2:05.342	77.31	3.880	13:33:21.587
7 -	30.746	127.3	35.423	99.4	24.808	105.8	IN PIT		2:14.415 P	72.09	12.953	13:35:36.002
8 -	OUTLAP	126.3	35.524	101.3	24.440	107.2	33.722	114.7	4:10.443	38.69	2:08.981	13:39:46.445
9 -	30.720	124.7	35.271	100.7	24.500	105.8	33.291	120.4	2:03.782 (3)	78.29	2.320	13:41:50.227
10 -	30.113	127.8	35.022	101.6	24.307	111.2	33.129	119.4	2:02.571 (2)	79.06	1.109	13:43:52.798
11 -	29.799	128.8	34.562	101.8	24.246	107.0	32.855	118.9	2:01.462 (1)	79.78		13:45:54.260

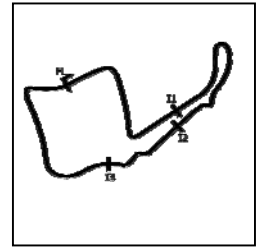
P23	27	Jamie ASHBY						Yamaha - JPA Racing / Davison Transport				
IDEAL LAP TIME : 2:00.968		BEST LAP TIME : 2:01.573				DIFFERENCE : 0.605						
LAP	SECTOR 1	SECTOR 2	SECTOR 3	SECTOR 4	LAP TIME	MPH	DIFF	TIME OF DAY				
1 -	OUTLAP	106.5	39.360	95.0	26.771	105.1	36.769	111.8				13:22:37.022
2 -	33.302	118.1	37.858	98.5	25.937	107.8	35.536	112.0	2:12.633	73.06	11.060	13:24:49.655
3 -	32.342	121.7	36.399	99.2	24.928	104.5	34.198	114.9	2:07.867	75.79	6.294	13:26:57.522
4 -	31.481	122.0	35.608	99.8	24.711	106.3	33.475	116.1	2:05.275	77.36	3.702	13:29:02.797
5 -	30.704	123.5	35.151	102.4	24.639	107.8	33.259	118.3	2:03.753	78.31	2.180	13:31:06.550
6 -	30.530	125.6	34.676	99.7	24.005	109.6	33.036	114.9	2:02.247	79.27	0.674	13:33:08.797
7 -	30.505	125.9	34.880	100.0	23.961	110.5	32.621	118.7	2:01.967	79.45	0.394	13:35:10.764
8 -	30.210	126.3	34.857	101.3	23.910	111.1	32.985	119.4	2:01.962	79.46	0.389	13:37:12.726
9 -	30.305	126.6	34.876	98.8	23.891	111.1	32.778	118.7	2:01.850 (2)	79.53	0.277	13:39:14.576
10 -	30.229	126.8	34.646	101.5	23.920	111.1	32.778	119.1	2:01.573 (1)	79.71		13:41:16.149
11 -	30.062	126.6	35.780	100.3	24.836	106.8	32.728	119.1	2:03.406	78.53	1.833	13:43:19.555
12 -	29.810	127.0	35.162	102.9	24.078	112.0	32.858	121.1	2:01.908 (3)	79.49	0.335	13:45:21.463

MCRCB BULLETIN TK037

2018 Bennetts British Superbike Championship - Round 10

2018 Pirelli National Superstock 600 Championship with Black Horse

FREE PRACTICE 2 - SECTOR ANALYSIS



SECTOR 1 = FL to I1, SECTOR 2 = I1 to I2 SECTOR 3 = I2 to I3, SECTOR 4 = I3 to FL, DIFF = Difference To Personal Best Lap, P = Crossed Finish Line in Pit Lane, D = Time Disallowed

P24 47		Angus GOUGH				Yamaha - G Fab Racing						
IDEAL LAP TIME : 2:03.867		BEST LAP TIME : 2:04.247				DIFFERENCE : 0.380						
LAP	SECTOR 1	SECTOR 2		SECTOR 3		SECTOR 4		LAP TIME	MPH	DIFF	TIME OF DAY	
1 -	OUTLAP	111.2	41.459	91.6	28.227	93.8	38.287	108.0			13:22:33.352	
2 -	34.635	105.5	39.902	94.1	27.078	97.8	36.019	110.3	2:17.634	70.41	13.387	13:24:50.986
3 -	32.999	116.1	37.579	96.0	26.638	97.1	35.837	113.3	2:13.053	72.83	8.806	13:27:04.039
4 -	31.844	112.5	36.778	99.4	25.168	105.8	34.508	115.9	2:08.298	75.53	4.051	13:29:12.337
5 -	31.039	122.4	35.979	100.0	24.961	107.0	34.343	112.5	2:06.322	76.71	2.075	13:31:18.659
6 -	31.907	122.0	35.680	99.5	24.763	109.6	33.893	112.9	2:06.243 (3)	76.76	1.996	13:33:24.902
7 -	31.309	123.1	35.810	98.5	24.953	109.1	IN PIT		2:14.052 P	72.29	9.805	13:35:38.954
8 -	OUTLAP	116.5	36.291	97.5	24.792	110.1	33.544	115.9	4:09.413	38.85	2:05.166	13:39:48.367
9 -	30.975	122.2	36.082	99.5	24.486	110.0	33.216	114.7	2:04.759 (2)	77.68	0.512	13:41:53.126
10 -	31.999	123.1	36.060	96.8	24.656	108.5	33.724	116.3	2:06.439	76.64	2.192	13:43:59.565
11 -	30.571	124.9	35.985	98.8	24.400	109.1	33.291	115.1	2:04.247 (1)	78.00		13:46:03.812

P25 69		Caolán IRWIN				Yamaha - Irwin Racing					
IDEAL LAP TIME : 2:08.273		BEST LAP TIME :				DIFFERENCE :					
LAP	SECTOR 1	SECTOR 2		SECTOR 3		SECTOR 4		LAP TIME	MPH	DIFF	TIME OF DAY
1 -	OUTLAP	112.4	39.191	99.1	26.238	104.8	35.620	116.7			13:22:21.933

MCRCB BULLETIN TK038

2018 Bennetts British Superbike Championship - Round 10

2018 Pirelli National Superstock 600 Championship with Black Horse

FREE PRACTICE 2 - BEST SECTORS

SECTOR 1				SECTOR 2				SECTOR 3				SECTOR 4				IDEAL / BEST COMPARISON		
POS	NO	NAME	TIME	NO	NAME	TIME	NO	NAME	TIME	NO	NAME	TIME	POS	NO	NAME	IDEAL	BEST	DIFF
																PERFECT LAP	1:51.981	
1	11	SKINNER	27.406	11	SKINNER	31.658	11	SKINNER	22.287	11	SKINNER	30.630	1	11	SKINNER	1:51.981	1:51.981	0.000
2	41	WARD	27.561	99	LUXTON	31.938	41	WARD	22.305	41	WARD	30.658	2	41	WARD	1:52.561	1:52.932	0.371
3	21	VICKERS	27.573	21	VICKERS	31.989	99	LUXTON	22.349	21	VICKERS	30.743	3	21	VICKERS	1:53.114	1:53.719	0.605
4	55	KEYES	28.014	41	WARD	32.037	55	KEYES	22.722	10	SHELDON	31.034	4	99	LUXTON	1:53.460	1:53.758	0.298
5	99	LUXTON	28.098	55	KEYES	32.408	14	VALLELE	22.779	55	KEYES	31.043	5	55	KEYES	1:54.187	1:54.187	0.000
6	10	SHELDON	28.163	10	SHELDON	32.580	21	VICKERS	22.809	99	LUXTON	31.075	6	10	SHELDON-SHAW	1:54.783	1:55.441	0.658
7	14	VALLELE	28.270	5	CLARKE	32.741	10	SHELDON	23.006	58	LEE	31.396	7	14	VALLELEY	1:55.251	1:55.397	0.146
8	58	LEE	28.470	2	TOMS	32.744	5	CLARKE	23.036	14	VALLELE	31.409	8	5	CLARKE	1:55.953	1:56.669	0.716
9	5	CLARKE	28.670	14	VALLELE	32.793	2	TOMS	23.168	5	CLARKE	31.506	9	58	LEE	1:56.225	1:56.700	0.475
10	6	WHEELER	28.707	6	WHEELER	32.915	58	LEE	23.328	6	WHEELER	31.707	10	2	TOMS	1:56.383	1:56.583	0.200
11	3	CLAYTON	28.744	9	CLIFFOR	32.970	3	CLAYTON	23.330	2	TOMS	31.717	11	6	WHEELER	1:56.722	1:56.820	0.098
12	2	TOMS	28.754	58	LEE	33.031	85	MCCORD	23.343	7	WRIGHT	31.750	12	9	CLIFFORD	1:57.359	1:57.617	0.258
13	37	DELVES	28.920	8	NEWSTEA	33.259	8	NEWSTEA	23.366	9	CLIFFOR	31.759	13	3	CLAYTON	1:57.736	1:57.942	0.206
14	9	CLIFFOR	29.013	3	CLAYTON	33.450	6	WHEELER	23.393	37	DELVES	31.788	14	37	DELVES	1:57.740	1:57.740	0.000
15	66	FRASER	29.088	37	DELVES	33.552	17	WOOD	23.454	85	MCCORD	32.151	15	8	NEWSTEAD	1:58.295	1:58.506	0.211
16	19	ALDERSO	29.165	19	ALDERSO	33.572	37	DELVES	23.480	3	CLAYTON	32.212	16	19	ALDERSON	1:58.769	1:59.050	0.281
17	8	NEWSTEA	29.200	7	WRIGHT	34.124	19	ALDERSO	23.519	17	WOOD	32.447	17	85	MCCORD	1:58.987	1:59.854	0.867
18	85	MCCORD	29.353	85	MCCORD	34.140	7	WRIGHT	23.564	66	FRASER	32.449	18	7	WRIGHT	1:59.219	1:59.219	0.000
19	26	HARTGRO	29.631	17	WOOD	34.191	9	CLIFFOR	23.617	8	NEWSTEA	32.470	19	17	WOOD	1:59.815	1:59.815	0.000
20	17	WOOD	29.723	26	HARTGRO	34.363	66	FRASER	23.817	19	ALDERSO	32.513	20	66	FRASER	1:59.973	1:59.973	0.000
21	7	WRIGHT	29.781	44	POTTER	34.562	27	ASHBY	23.891	27	ASHBY	32.621	21	27	ASHBY	2:00.968	2:01.573	0.605
22	44	POTTER	29.799	66	FRASER	34.619	26	HARTGRO	24.172	26	HARTGRO	32.807	22	26	HARTGROVE	2:00.973	2:01.287	0.314
23	27	ASHBY	29.810	27	ASHBY	34.646	44	POTTER	24.246	44	POTTER	32.855	23	44	POTTER	2:01.462	2:01.462	0.000
24	47	GOUGH	30.571	47	GOUGH	35.680	47	GOUGH	24.400	47	GOUGH	33.216	24	47	GOUGH	2:03.867	2:04.247	0.380
25	69	IRWIN	32.374	69	IRWIN	35.799	69	IRWIN	24.480	69	IRWIN	35.620	25	69	IRWIN	2:08.273		

Weather / Track : Rain / Wet

Results can be found at www.tsl-timing.com

Oulton Park International
 Circuit Length = 2.6920 miles
 Start: 13:20 Flag 13:45 End: 13:47

Printed - 13:49 Friday, 14 September 2018

MCRCB BULLETIN TK039**2018 Bennetts British Superbike Championship - Round 10****2018 Pirelli National Superstock 600 Championship with Black Horse****FREE PRACTICE 2 - BEST SPEEDS**

POS	INTERMEDIATE 1		INTERMEDIATE 2		INTERMEDIATE 3		FINISH LINE		MPH			
	NO	NAME	MPH	NO	NAME	MPH	NO	NAME				
1	11	SKINNER	132.1	99	LUXTON	105.1	21	VICKERS	117.3	21	VICKERS	122.9
2	55	KEYES	132.1	11	SKINNER	105.0	99	LUXTON	116.1	99	LUXTON	122.9
3	21	VICKERS	131.3	21	VICKERS	105.0	55	KEYES	115.9	55	KEYES	122.2
4	17	WOOD	130.8	55	KEYES	104.8	58	LEE	115.5	10	SHELDON-SHAW	122.2
5	99	LUXTON	130.3	58	LEE	104.6	2	TOMS	115.3	58	LEE	122.2
6	58	LEE	130.3	17	WOOD	104.6	37	DELVES	115.1	9	CLIFFORD	122.2
7	2	TOMS	129.8	10	SHELDON-SHAW	104.3	11	SKINNER	114.9	14	VALLELEY	121.7
8	66	FRASER	129.8	2	TOMS	104.3	10	SHELDON-SHAW	114.9	17	WOOD	121.5
9	37	DELVES	129.5	41	WARD	103.5	41	WARD	114.3	2	TOMS	121.3
10	8	NEWSTEAD	129.0	5	CLARKE	103.2	14	VALLELEY	114.3	66	FRASER	121.3
11	3	CLAYTON	128.8	14	VALLELEY	103.0	17	WOOD	114.1	11	SKINNER	121.1
12	44	POTTER	128.8	27	ASHBY	102.9	6	WHEELER	112.9	5	CLARKE	121.1
13	41	WARD	128.5	66	FRASER	102.7	66	FRASER	112.4	27	ASHBY	121.1
14	14	VALLELEY	128.5	9	CLIFFORD	102.4	5	CLARKE	112.0	41	WARD	120.9
15	5	CLARKE	128.3	3	CLAYTON	102.4	9	CLIFFORD	112.0	7	WRIGHT	120.6
16	6	WHEELER	128.3	37	DELVES	101.9	27	ASHBY	112.0	44	POTTER	120.4
17	9	CLIFFORD	128.3	44	POTTER	101.9	3	CLAYTON	111.8	37	DELVES	120.0
18	7	WRIGHT	128.3	69	IRWIN	101.5	8	NEWSTEAD	111.6	8	NEWSTEAD	120.0
19	10	SHELDON-SHAW	127.5	8	NEWSTEAD	101.0	44	POTTER	111.2	6	WHEELER	118.9
20	27	ASHBY	127.0	6	WHEELER	100.9	7	WRIGHT	110.5	3	CLAYTON	118.5
21	19	ALDERSON	126.6	7	WRIGHT	100.0	47	GOUGH	110.1	85	MCCORD	118.1
22	85	MCCORD	126.3	47	GOUGH	100.0	19	ALDERSON	109.2	69	IRWIN	116.7
23	26	HARTGROVE	126.1	85	MCCORD	99.1	85	MCCORD	108.0	47	GOUGH	116.3
24	69	IRWIN	125.9	26	HARTGROVE	98.3	26	HARTGROVE	107.3	19	ALDERSON	114.3
25	47	GOUGH	124.9	19	ALDERSON	97.3	69	IRWIN	106.1	26	HARTGROVE	114.3

Weather / Track : Rain / Wet

Results can be found at www.tsl-timing.comOulton Park International
Circuit Length = 2.6920 miles
Start: 13:20 Flag 13:45 End: 13:47

Printed - 13:49 Friday, 14 September 2018

MCRCB BULLETIN TK040

2018 Bennetts British Superbike Championship - Round 10

2018 Pirelli National Superstock 600 Championship with Black Horse

FREE PRACTICE 2 - FASTEST LAP SEQUENCE

SESS. TIME	NO	NAME	ENTRY	TIME	MPH	LAP
4:27.909	21	Ryan VICKERS	Yamaha - Mototechniks Yamaha	2:05.724	77.08	2
4:28.679	99	Ben LUXTON	Kawasaki - G & S Racing	2:04.384	77.91	2
4:47.893	14	Louis VALLELEY	Kawasaki - Pharaoh Racing	2:03.879	78.23	2
4:52.507	41	Milo WARD	Kawasaki - G & S Racing	2:02.242	79.27	2
4:57.343	11	Rory SKINNER	Kawasaki - Bennetts Tokheim Kirkcaldy Kawasaki	1:56.699	83.04	2
6:53.214	11	Rory SKINNER	Kawasaki - Bennetts Tokheim Kirkcaldy Kawasaki	1:55.870	83.63	3
8:47.459	11	Rory SKINNER	Kawasaki - Bennetts Tokheim Kirkcaldy Kawasaki	1:54.245	84.82	4
12:35.773	11	Rory SKINNER	Kawasaki - Bennetts Tokheim Kirkcaldy Kawasaki	1:53.438	85.43	6
19:26.961	11	Rory SKINNER	Kawasaki - Bennetts Tokheim Kirkcaldy Kawasaki	1:51.981	86.54	9

Weather / Track : Rain / Wet

Results can be found at www.tsl-timing.com

Oulton Park International
Circuit Length = 2.6920 miles
Start: 13:20 Flag 13:45 End: 13:47

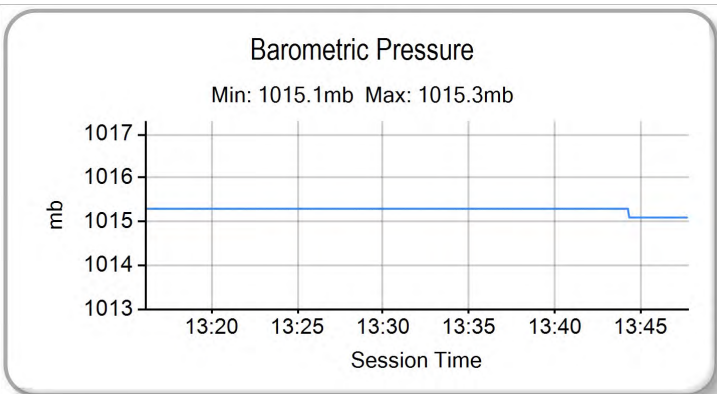
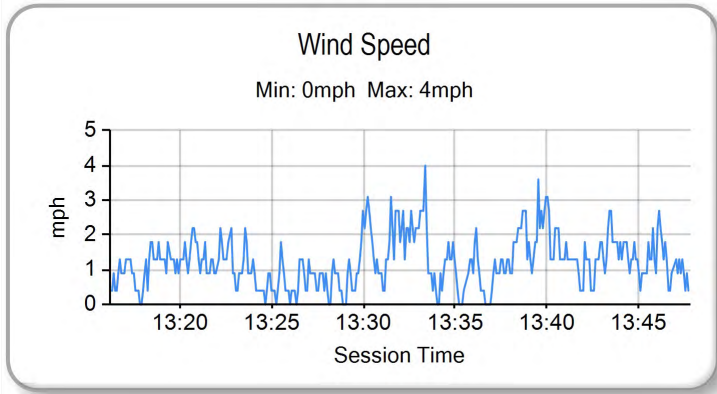
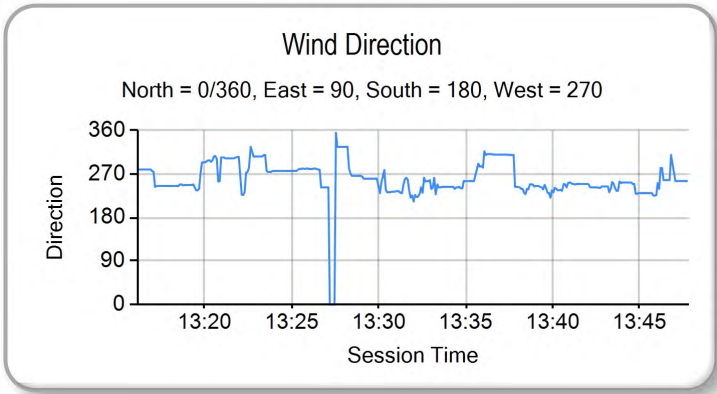
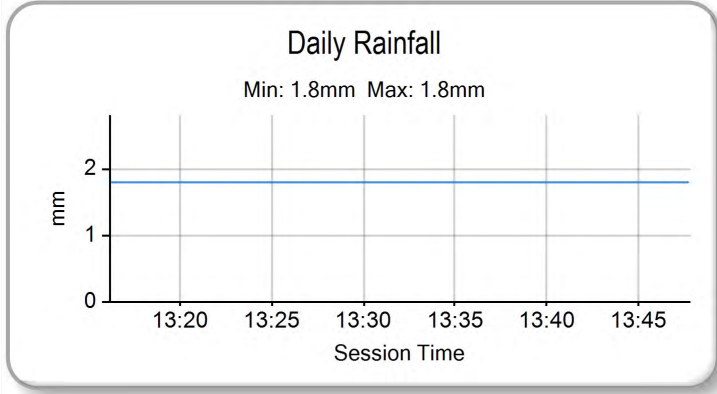
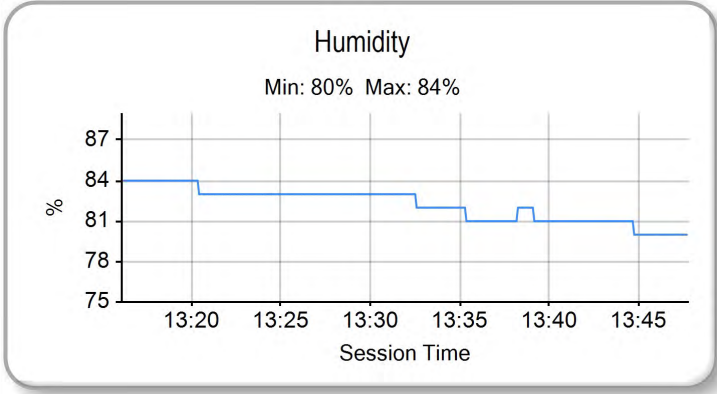
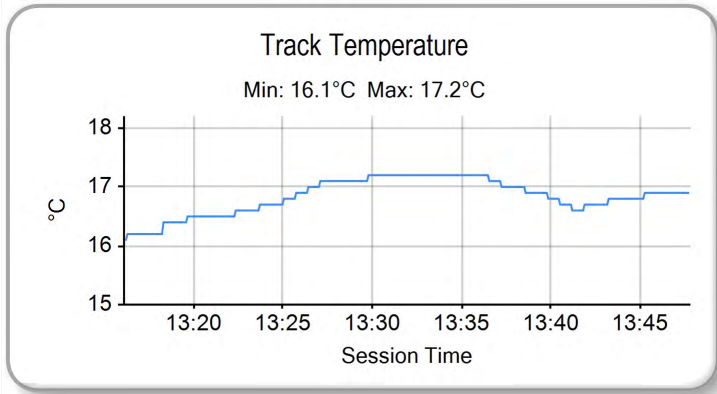
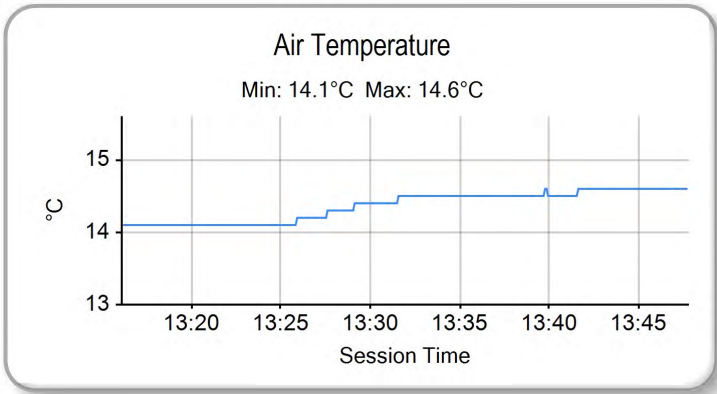
Printed - 13:50 Friday, 14 September 2018

MCRCB BULLETIN TK041

2018 Bennetts British Superbike Championship - Round 10

2018 Pirelli National Superstock 600 Championship with Black Horse

FREE PRACTICE 2 - WEATHER CONDITIONS



Weather / Track : Rain / Wet

Results can be found at www.tsl-timing.com

Oulton Park International
Circuit Length = 2.6920 miles
Start: 13:20 Flag 13:45 End: 13:47

Printed - 13:50 Friday, 14 September 2018



QUALIFYING - CLASSIFICATION

POS	NO	NAME	ENTRY	TIME	ON	LAPS	GAP	DIFF	MPH
1	21	Ryan VICKERS	Yamaha - Mototechniks Yamaha	1:39.323	11	12			97.57
2	11	Rory SKINNER	Kawasaki - Bennetts Tokheim Kirkcaldy Kawasaki	1:41.093	12	12	1.770	1.770	95.86
3	41	Milo WARD	Kawasaki - G & S Racing	1:41.245	12	13	1.922	0.152	95.72
4	55	Kevin KEYES	Kawasaki - Team #109	1:41.578	12	12	2.255	0.333	95.40
5	9	Aaron CLIFFORD	Yamaha - Clifford Racing	1:41.632	12	13	2.309	0.054	95.35
6	2	TJ TOMS	Kawasaki - Squidge Racing	1:41.635	12	14	2.312	0.003	95.35
7	10	Joe SHELDON-SHAW	Kawasaki - Via Moto Racing	1:41.645	12	12	2.322	0.010	95.34
8	5	Aaron CLARKE	Yamaha - Draper Racing	1:41.948	13	13	2.625	0.303	95.06
9	99	Ben LUXTON	Kawasaki - G & S Racing	1:41.968	10	13	2.645	0.020	95.04
10	58	Cameron LEE	Yamaha - Allied Motorsport	1:41.977	5	13	2.654	0.009	95.03
11	37	Liam DELVES	Yamaha - Team IMR	1:42.315	13	13	2.992	0.338	94.72
12	69	Caolán IRWIN	Yamaha - Irwin Racing	1:42.506	8	12	3.183	0.191	94.54
13	8	Grant NEWSTEAD	Yamaha - Morgan Price / Tinklers Racing	1:42.895	9	12	3.572	0.389	94.18
14	19	James ALDERSON	Triumph - R Alderson & Sons Racing	1:43.140	13	13	3.817	0.245	93.96
15	3	Mark CLAYTON	Yamaha - KSM Racing	1:43.508	14	14	4.185	0.368	93.62
16	6	Conor WHEELER	Yamaha - Conor Wheeler Racing	1:43.589	11	12	4.266	0.081	93.55
17	26	Adam HARTGROVE	Yamaha - Adam Hartgrove Racing	1:44.358	11	11	5.035	0.769	92.86
18	66	Cameron FRASER	Yamaha - Jones Dorling Racing	1:44.513	14	14	5.190	0.155	92.72
19	14	Louis VALLELEY	Kawasaki - Pharaoh Racing	1:44.578	9	14	5.255	0.065	92.67
20	7	Aaron WRIGHT	Yamaha - Jezaro.com	1:45.174	9	10	5.851	0.596	92.14
21	44	Ewan POTTER	Yamaha - Jones Dorling Racing	1:45.186	9	13	5.863	0.012	92.13
22	47	Angus GOUGH	Yamaha - G Fab Racing	1:45.786	10	11	6.463	0.600	91.61
23	17	Josh WOOD	Kawasaki - Wood Racing	1:45.850	2	3	6.527	0.064	91.55
24	27	Jamie ASHBY	Yamaha - JPA Racing / Davison Transport	1:46.472	11	14	7.149	0.622	91.02

QUALIFYING LAPTIME (110.0% of 1:39.323) = 1:49.255

#21 - missed Chicane at turn 10/11 - Lap 7 - lap time cancelled

Weather / Track : Cloudy / Dry

These results are provisional until the conclusion of any judicial and technical matters.

Oulton Park International

Circuit Length = 2.6920 miles

Start: 12:21 Flag 12:46 End: 12:48

Race Director :	Stewards :	Timekeeper :
-----------------	------------	--------------

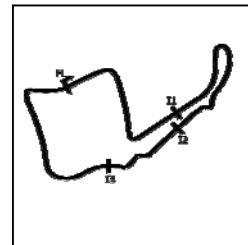
Results can be found at www.britishsuperbike.com

Printed - 12:49 Saturday, 15 September 2018

2018 Bennetts British Superbike Championship - Round 10

2018 Pirelli National Superstock 600 Championship with Black Horse

QUALIFYING - SECTOR ANALYSIS



SECTOR 1 = FL to I1, SECTOR 2 = I1 to I2 SECTOR 3 = I2 to I3, SECTOR 4 = I3 to FL, DIFF = Difference To Personal Best Lap, P = Crossed Finish Line in Pit Lane, D = Time Disallowed

P1	21	Ryan VICKERS				Yamaha - Mototechniks Yamaha			
IDEAL LAP TIME : 1:39.323		BEST LAP TIME : 1:39.323		DIFFERENCE : 0.000					
LAP	SECTOR 1	SECTOR 2	SECTOR 3	SECTOR 4	LAP TIME	MPH	DIFF	TIME OF DAY	
1 -	OUTLAP	130.8	31.240	108.2	21.067	117.5	29.528	124.9	12:23:23.690
2 -	25.600	133.9	30.311	107.8	20.745	119.1	28.205	125.9	1:44.861 92.42 5.538 12:25:08.551
3 -	24.965	136.6	28.382	110.7	19.820	122.2	27.586	126.3	1:40.753 96.18 1.430 12:26:49.304
4 -	25.169	134.7	28.567	108.9	19.862	123.1	IN PIT		1:46.541 P 90.96 7.218 12:28:35.845
5 -	OUTLAP	129.0	30.960	106.6	21.052	118.9	27.863	125.2	5:14.282 30.83 3:34.959 12:33:50.127
6 -	24.946	134.7	28.110	110.0	19.745	122.2	27.613	125.6	1:40.414 (3) 96.51 1.091 12:35:30.541
7 -	25.290	134.4	28.134	110.5	22.203	120.4	27.922	126.6	4:43.549 D 93.59 4.226 12:37:14.090
8 -	25.035	134.4	28.675	109.6	20.290	122.9	27.696	127.5	1:41.696 95.29 2.373 12:38:55.786
9 -	24.952	135.0	28.020	110.7	48.562	103.2	28.738	125.4	2:10.272 74.39 30.949 12:41:06.058
10 -	24.807	134.2	27.939	110.5	19.652	122.0	27.557	125.9	1:39.955 (2) 96.95 0.632 12:42:46.013
11 -	24.615	135.5	27.842	110.1	19.531	123.1	27.335	127.8	1:39.323 (1) 97.57 12:44:25.336
12 -	27.947	124.0	30.088	74.6	22.738	111.2	IN PIT		1:55.710 P 83.75 16.387 12:46:21.046

P2	11	Rory SKINNER				Kawasaki - Bennetts Tokheim Kirkcaldy Kawasaki			
IDEAL LAP TIME : 1:40.737		BEST LAP TIME : 1:41.093		DIFFERENCE : 0.356					
LAP	SECTOR 1	SECTOR 2	SECTOR 3	SECTOR 4	LAP TIME	MPH	DIFF	TIME OF DAY	
1 -	OUTLAP	132.6	31.061	107.3	21.321	118.9	29.261	125.9	12:23:22.902
2 -	26.319	136.1	29.231	109.4	20.266	122.0	28.111	125.6	1:43.927 93.25 2.834 12:25:06.829
3 -	25.394	135.0	28.591	110.0	19.920	121.7	28.124	127.0	1:42.029 94.98 0.936 12:26:48.858
4 -	25.246	134.2	28.615	106.3	19.926	119.8	27.805	126.8	1:41.592 95.39 0.499 12:28:30.450
5 -	25.203	136.1	28.703	107.8	19.860	120.9	IN PIT		1:46.427 P 91.06 5.334 12:30:16.877
6 -	OUTLAP	134.4	28.819	108.2	20.082	121.5	27.692	126.8	5:57.114 27.13 4:16.021 12:36:13.991
7 -	25.222	135.5	28.296	110.0	19.963	122.0	27.712	126.6	1:41.193 (2) 95.77 0.100 12:37:55.184
8 -	25.019	133.9	28.459	108.2	20.246	117.5	27.741	127.3	1:41.465 (3) 95.51 0.372 12:39:36.649
9 -	25.119	134.7	28.370	109.2	21.183	115.1	IN PIT		1:47.274 P 90.34 6.181 12:41:23.923
10 -	OUTLAP	135.2	28.734	108.4	19.983	121.5	27.733	125.6	3:05.776 52.16 1:24.683 12:44:29.699
11 -	25.137	136.9	28.772	110.7	20.192	121.1	28.070	126.3	1:42.171 94.85 1.078 12:46:11.870
12 -	25.273	135.2	28.398	108.9	19.792	122.4	27.630	125.2	1:41.093 (1) 95.86 12:47:52.963

P3	41	Milo WARD				Kawasaki - G & S Racing			
IDEAL LAP TIME : 1:41.141		BEST LAP TIME : 1:41.245		DIFFERENCE : 0.104					
LAP	SECTOR 1	SECTOR 2	SECTOR 3	SECTOR 4	LAP TIME	MPH	DIFF	TIME OF DAY	
1 -	OUTLAP	128.3	30.788	104.5	21.024	117.3	29.944	118.1	12:23:21.542
2 -	27.683	129.8	29.630	106.3	20.293	119.1	28.488	122.2	1:46.094 91.34 4.849 12:25:07.636
3 -	25.867	130.8	28.772	107.7	19.940	119.6	28.088	122.6	1:42.667 94.39 1.422 12:26:50.303
4 -	25.417	130.8	28.964	106.6	20.036	119.4	28.011	123.1	1:42.428 94.61 1.183 12:28:32.731
5 -	25.594	130.8	28.954	106.5	20.109	118.9	28.256	122.4	1:42.913 94.16 1.668 12:30:15.644
6 -	26.121	124.7	29.963	104.6	20.614	115.5	IN PIT		1:54.449 P 84.67 13.204 12:32:10.093
7 -	OUTLAP	129.5	29.035	106.5	20.243	118.7	28.055	122.4	4:14.183 38.12 2:32.938 12:36:24.276
8 -	25.337	131.3	28.414	107.5	19.954	119.4	27.685	123.8	1:41.390 (2) 95.58 0.145 12:38:05.666
9 -	25.182	131.0	28.456	107.2	19.981	119.4	IN PIT		1:46.634 P 90.88 5.389 12:39:52.300
10 -	OUTLAP	130.3	28.912	107.0	19.960	119.6	27.853	122.0	2:49.011 57.34 1:07.766 12:42:41.311
11 -	25.462	131.0	28.537	107.5	19.860	120.2	27.769	122.9	1:41.628 95.36 0.383 12:44:22.939
12 -	25.230	132.6	28.452	108.4	19.878	120.0	27.685	123.8	1:41.245 (1) 95.72 12:46:04.184
13 -	25.222	131.8	28.470	108.9	19.874	120.6	27.872	124.9	1:41.438 (3) 95.53 0.193 12:47:45.622

P4	55	Kevin KEYES				Kawasaki - Team #109			
IDEAL LAP TIME : 1:41.279		BEST LAP TIME : 1:41.578		DIFFERENCE : 0.299					
LAP	SECTOR 1	SECTOR 2	SECTOR 3	SECTOR 4	LAP TIME	MPH	DIFF	TIME OF DAY	
1 -	OUTLAP	132.1	32.188	106.8	21.449	118.5	29.076	127.5	12:23:26.895
2 -	26.322	135.8	29.900	107.7	20.827	121.5	29.115	126.1	1:46.164 91.28 4.586 12:25:13.059
3 -	25.639	132.8	28.991	109.4	20.445	121.3	28.126	126.1	1:43.201 93.90 1.623 12:26:56.260
4 -	25.426	132.8	28.813	109.8	20.213	122.2	28.007	125.6	1:42.459 94.58 0.881 12:28:38.719
5 -	25.536	131.3	29.992	93.2	22.378	104.0	IN PIT		1:55.241 P 84.09 13.663 12:30:33.960
6 -	OUTLAP	108.7	32.197	106.5	21.880	121.1	28.058	126.3	6:43.104 24.04 5:01.526 12:37:17.064
7 -	25.422	134.2	28.854	109.1	20.035	122.2	27.771	126.1	1:42.082 94.93 0.504 12:38:59.146
8 -	25.308	133.9	28.528	110.0	20.227	121.5	27.957	126.1	1:42.020 94.99 0.442 12:40:41.166

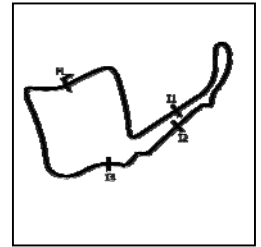
Weather / Track : Cloudy / Dry

Oulton Park International

Circuit Length = 2.6920 miles

Start: 12:21 Flag 12:46 End: 12:48

QUALIFYING - SECTOR ANALYSIS



SECTOR 1 = FL to I1, SECTOR 2 = I1 to I2 SECTOR 3 = I2 to I3, SECTOR 4 = I3 to FL, DIFF = Difference To Personal Best Lap, P = Crossed Finish Line in Pit Lane, D = Time Disallowed

9 -	25.162	132.8	28.599	109.2	20.043	120.2	27.927	124.5	1:41.731	(3)	95.26	0.153	12:42:22.897
10 -	25.225	133.9	28.471	109.4	20.080	122.4	28.042	124.7	1:41.818		95.18	0.240	12:44:04.715
11 -	25.384	132.8	28.516	109.8	19.951	121.1	27.877	124.5	1:41.728	(2)	95.26	0.150	12:45:46.443
12 -	25.399	132.8	28.395	110.0	19.984	122.2	27.800	125.9	1:41.578	(1)	95.40		12:47:28.021

P5		9		Aaron CLIFFORD				Yamaha - Clifford Racing							
IDEAL LAP TIME :		1:41.632		BEST LAP TIME :				1:41.632		DIFFERENCE : 0.000					
LAP	SECTOR 1	SECTOR 2	SECTOR 3	SECTOR 4	LAP TIME	MPH	DIFF	TIME OF DAY							
1 -	OUTLAP	121.3	35.996	96.2	23.633	107.3	30.428	123.1					12:23:37.669		
2 -	25.554	134.2	29.182	107.7	20.756	119.8	29.181	120.0	1:44.673		92.58	3.041	12:25:22.342		
3 -	25.674	134.2	29.204	108.4	20.480	120.4	28.340	125.4	1:43.698		93.45	2.066	12:27:06.040		
4 -	25.294	136.3	29.157	109.6	20.606	122.4	28.408	124.2	1:43.465		93.66	1.833	12:28:49.505		
5 -	25.273	135.2	28.816	107.0	20.367	119.1	28.219	124.0	1:42.675		94.38	1.043	12:30:32.180		
6 -	25.299	133.9	28.827	109.4	20.439	119.8	28.374	124.7	1:42.939		94.14	1.307	12:32:15.119		
7 -	27.998	115.3	30.479	104.3	21.343	117.5	IN PIT		1:55.965	P	83.57	14.333	12:34:11.084		
8 -	OUTLAP	128.0	29.640	107.7	20.956	116.9	28.632	122.0	4:35.782		35.14	2:54.150	12:38:46.866		
9 -	25.256	132.6	28.637	108.4	20.226	120.2	28.037	124.0	1:42.156	(3)	94.86	0.524	12:40:29.022		
10 -	25.200	132.3	28.648	107.2	20.290	119.4	28.224	123.3	1:42.362		94.67	0.730	12:42:11.384		
11 -	25.191	133.4	28.651	108.5	20.268	120.4	27.889	124.0	1:41.999	(2)	95.01	0.367	12:43:53.383		
12 -	25.135	133.4	28.495	108.9	20.130	121.3	27.872	126.6	1:41.632	(1)	95.35		12:45:35.015		
13 -	25.487	135.2	29.618	107.2	20.690	118.7	29.458	110.0	1:45.253		92.07	3.621	12:47:20.268		

P6		2		TJ TOMS				Kawasaki - Squidge Racing							
IDEAL LAP TIME :		1:41.471		BEST LAP TIME :				1:41.635		DIFFERENCE : 0.164					
LAP	SECTOR 1	SECTOR 2	SECTOR 3	SECTOR 4	LAP TIME	MPH	DIFF	TIME OF DAY							
1 -	OUTLAP	127.5	32.350	106.5	21.805	115.1	29.646	124.5					12:23:28.446		
2 -	26.489	132.6	29.433	108.5	20.477	121.5	28.677	123.1	1:45.076		92.23	3.441	12:25:13.522		
3 -	25.851	135.5	29.401	108.5	20.469	121.3	28.241	122.2	1:43.962		93.21	2.327	12:26:57.484		
4 -	25.584	134.4	28.792	108.5	19.974	122.2	27.879	125.2	1:42.229		94.79	0.594	12:28:39.713		
5 -	25.213	134.7	29.014	108.9	20.064	122.0	28.140	125.2	1:42.431		94.61	0.796	12:30:22.144		
6 -	25.294	134.2	28.835	108.4	20.495	121.1	28.196	124.0	1:42.820		94.25	1.185	12:32:04.964		
7 -	25.421	135.2	28.519	108.5	20.064	121.3	28.040	124.7	1:42.044	(3)	94.97	0.409	12:33:47.008		
8 -	25.277	133.6	28.640	108.2	20.103	120.6	IN PIT		1:49.438	P	88.55	7.803	12:35:36.446		
9 -	OUTLAP	131.8	29.232	109.1	20.405	120.6	28.237	123.3	3:59.220		40.51	2:17.585	12:39:35.666		
10 -	25.439	133.4	28.784	103.7	20.076	120.9	28.172	124.5	1:42.471		94.57	0.836	12:41:18.137		
11 -	25.160	133.9	28.576	108.7	19.994	121.3	27.953	122.9	1:41.683	(2)	95.30	0.048	12:42:59.820		
12 -	25.261	134.7	28.575	107.0	19.981	120.4	27.818	126.1	1:41.635	(1)	95.35		12:44:41.455		
13 -	25.438	135.2	28.561	109.4	20.097	121.5	28.137	125.9	1:42.233		94.79	0.598	12:46:23.688		
14 -	25.377	135.5	29.034	109.4	20.545	118.7	28.196	126.1	1:43.152		93.95	1.517	12:48:06.840		

P7		10		Joe SHELDON-SHAW				Kawasaki - Via Moto Racing							
IDEAL LAP TIME :		1:41.388		BEST LAP TIME :				1:41.645		DIFFERENCE : 0.257					
LAP	SECTOR 1	SECTOR 2	SECTOR 3	SECTOR 4	LAP TIME	MPH	DIFF	TIME OF DAY							
1 -	OUTLAP	126.6	32.626	107.8	21.661	118.9	29.263	124.5					12:23:28.980		
2 -	26.724	132.6	30.270	105.3	21.488	120.6	28.411	122.0	1:46.893		90.66	5.248	12:25:15.873		
3 -	26.336	130.5	29.873	107.5	20.443	120.6	28.226	124.5	1:44.878		92.40	3.233	12:27:00.751		
4 -	25.333	131.8	28.747	109.4	20.385	121.7	28.309	124.7	1:42.774		94.29	1.129	12:28:43.525		
5 -	25.420	132.3	28.642	108.7	20.275	120.9	28.281	124.5	1:42.618		94.44	0.973	12:30:26.143		
6 -	25.428	131.0	28.712	108.4	20.287	120.2	28.020	124.9	1:42.447		94.59	0.802	12:32:08.590		
7 -	25.365	128.5	28.773	109.4	20.148	121.1	27.906	124.5	1:42.192		94.83	0.547	12:33:50.782		
8 -	25.242	132.8	28.549	108.2	20.222	120.2	27.825	124.9	1:41.838	(2)	95.16	0.193	12:35:32.620		
9 -	25.271	131.5	29.676	108.2	20.516	121.1	IN PIT		1:49.240	P	88.71	7.595	12:37:21.860		
10 -	OUTLAP	128.0	29.454	107.7	20.423	119.8	28.104	122.4	6:00.562		26.87	4:18.917	12:43:22.422		
11 -	25.420	131.8	28.552	107.7	19.947	120.2	27.953	123.8	1:41.872	(3)	95.13	0.227	12:45:04.294		
12 -	25.351	132.1	28.374	109.2	20.006	120.4	27.914	124.5	1:41.645	(1)	95.34		12:46:45.939		

P8		5		Aaron CLARKE				Yamaha - Draper Racing							
IDEAL LAP TIME :		1:41.840		BEST LAP TIME :				1:41.948		DIFFERENCE : 0.108					
LAP	SECTOR 1	SECTOR 2	SECTOR 3	SECTOR 4	LAP TIME	MPH	DIFF	TIME OF DAY							
1 -	OUTLAP	130.8	31.832	107.3	20.990	120.0	29.135	124.5					12:23:24.229		

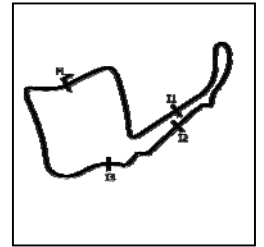
Weather / Track : Cloudy / Dry

Oulton Park International
 Circuit Length = 2.6920 miles
 Start: 12:21 Flag 12:46 End: 12:48

2018 Bennetts British Superbike Championship - Round 10

2018 Pirelli National Superstock 600 Championship with Black Horse

QUALIFYING - SECTOR ANALYSIS



SECTOR 1 = FL to I1, SECTOR 2 = I1 to I2 SECTOR 3 = I2 to I3, SECTOR 4 = I3 to FL, DIFF = Difference To Personal Best Lap, P = Crossed Finish Line in Pit Lane, D = Time Disallowed

2 -	26.311	132.8	29.685	108.9	20.394	121.5	28.251	126.6	1:44.641	92.61	2.693	12:25:08.870	
3 -	25.752	132.8	28.966	109.1	20.273	120.2	28.206	125.6	1:43.197	93.91	1.249	12:26:52.067	
4 -	25.559	132.8	28.884	108.7	20.185	120.0	28.161	125.4	1:42.789	94.28	0.841	12:28:34.856	
5 -	25.467	133.4	28.951	108.7	20.129	120.4	28.076	124.5	1:42.623	94.43	0.675	12:30:17.479	
6 -	25.990	132.8	30.506	107.5	20.322	118.3		IN PIT	1:51.308	P	87.06	12:32:08.787	
7 -	OUTLAP	132.6	29.980	107.3	20.428	119.4	28.104	124.2	5:04.728		31.80	3:22.780	12:37:13.515
8 -	25.408	132.3	28.816	108.5	20.082	120.2	27.774	125.4	1:42.080	(2)	94.93	0.132	12:38:55.595
9 -	25.586	135.0	28.721	108.7	20.083	119.6	27.972	125.2	1:42.362		94.67	0.414	12:40:37.957
10 -	27.356	89.2	30.784	108.0	20.243	120.4	27.994	124.2	1:46.377		91.10	4.429	12:42:24.334
11 -	25.526	133.1	28.803	109.1	20.100	120.9	27.862	125.2	1:42.291	(3)	94.74	0.343	12:44:06.625
12 -	25.313	134.2	29.198	109.6	20.249	120.2	27.907	125.4	1:42.667		94.39	0.719	12:45:49.292
13 -	25.312	133.4	28.808	108.7	20.033	120.0	27.795	125.9	1:41.948	(1)	95.06		12:47:31.240

P9 99		Ben LUXTON				Kawasaki - G & S Racing							
IDEAL LAP TIME : 1:41.730		BEST LAP TIME : 1:41.968				DIFFERENCE : 0.238							
LAP	SECTOR 1	SECTOR 2	SECTOR 3	SECTOR 4	LAP TIME	MPH	DIFF	TIME OF DAY					
1 -	OUTLAP	130.3	31.686	107.0	20.899	120.0	29.661	125.2				12:23:24.418	
2 -	26.509	133.9	29.566	108.7	20.600	120.6	29.059	124.2	1:45.734	91.65	3.766	12:25:10.152	
3 -	25.895	133.1	29.059	108.0	20.296	120.0	28.459	124.9	1:43.709	93.44	1.741	12:26:53.861	
4 -	25.575	133.6	28.771	108.4	20.188	121.5	28.239	124.5	1:42.773	94.29	0.805	12:28:36.634	
5 -	25.462	134.4	28.740	108.4	20.098	121.1	28.167	124.9	1:42.467	94.57	0.499	12:30:19.101	
6 -	25.344	134.4	28.656	108.2	20.388	120.0		IN PIT	1:49.621	P	88.40	7.653	12:32:08.722
7 -	OUTLAP	118.3	30.486	108.5	25.180	116.3	28.625	125.2	5:11.758		31.08	3:29.790	12:37:20.480
8 -	25.702	133.1	28.644	108.0	23.950	119.1	28.442	124.7	1:46.738	90.79	4.770	12:39:07.218	
9 -	25.480	133.6	28.629	109.1	20.074	120.4	28.136	125.6	1:42.319	(3)	94.71	0.351	12:40:49.537
10 -	25.198	133.9	28.528	108.7	20.049	119.6	28.193	124.7	1:41.968	(1)	95.04		12:42:31.505
11 -	28.190	116.1	30.275	102.4	21.125	115.1	29.008	124.5	1:48.598	89.24	6.630	12:44:20.103	
12 -	25.544	134.2	28.474	109.1	20.046	120.4	28.012	125.6	1:42.076	(2)	94.94	0.108	12:46:02.179
13 -	25.335	134.4	28.808	109.1	20.240	120.9	28.325	123.3	1:42.708	94.35	0.740	12:47:44.887	

P10 58		Cameron LEE				Yamaha - Allied Motorsport							
IDEAL LAP TIME : 1:41.890		BEST LAP TIME : 1:41.977				DIFFERENCE : 0.087							
LAP	SECTOR 1	SECTOR 2	SECTOR 3	SECTOR 4	LAP TIME	MPH	DIFF	TIME OF DAY					
1 -	OUTLAP	130.8	32.696	106.3	21.370	118.7	29.098	126.8				12:23:26.220	
2 -	26.493	134.7	29.186	109.4	20.735	120.2	28.084	127.5	1:44.498	92.74	2.521	12:25:10.718	
3 -	25.371	137.2	30.098	99.2	21.086	119.6	27.999	126.8	1:44.554	92.69	2.577	12:26:55.272	
4 -	25.127	134.2	28.877	110.1	20.352	121.7	27.789	127.3	1:42.145	(2)	94.87	0.168	12:28:37.417
5 -	25.214	135.2	28.752	110.5	20.252	121.3	27.759	127.5	1:41.977	(1)	95.03		12:30:19.394
6 -	25.301	136.1	31.201	108.7	20.611	118.7		IN PIT	1:54.631	P	84.54	12.654	12:32:14.025
7 -	OUTLAP	133.4	29.769	108.2	20.606	120.0	28.175	124.5	4:05.540		39.46	2:23.563	12:36:19.565
8 -	25.318	134.2	29.089	109.8	20.440	119.6	28.029	125.6	1:42.876	94.20	0.899	12:38:02.441	
9 -	25.275	133.4	29.276	107.3	20.299	119.8	28.018	125.4	1:42.868	(3)	94.21	0.891	12:39:45.309
10 -	25.321	133.9	29.207	109.4	20.480	119.6	28.176	125.2	1:43.184	93.92	1.207	12:41:28.493	
11 -	25.529	133.4	28.958	109.1	20.374	120.6	28.346	124.5	1:43.207	93.90	1.230	12:43:11.700	
12 -	25.531	133.4	29.305	108.7	20.561	119.8	28.229	124.9	1:43.626	93.52	1.649	12:44:55.326	
13 -	25.361	133.9	29.114	110.0	20.631	120.4	28.229	125.4	1:43.335	93.78	1.358	12:46:38.661	

P11 37		Liam DELVES				Yamaha - Team IMR							
IDEAL LAP TIME : 1:42.274		BEST LAP TIME : 1:42.315				DIFFERENCE : 0.041							
LAP	SECTOR 1	SECTOR 2	SECTOR 3	SECTOR 4	LAP TIME	MPH	DIFF	TIME OF DAY					
1 -	OUTLAP	130.3	33.616	87.8	22.585	117.9	30.331	122.6				12:23:33.542	
2 -	26.591	132.8	30.057	107.8	20.929	120.2	28.989	124.9	1:46.566	90.94	4.251	12:25:20.108	
3 -	25.610	134.4	29.587	106.8	20.644	121.1	28.767	127.0	1:44.608	92.64	2.293	12:27:04.716	
4 -	25.786	136.3	29.423	108.9	20.958	122.2	29.089	125.9	1:45.256	92.07	2.941	12:28:49.972	
5 -	25.510	134.2	29.121	108.7	20.734	120.6	28.442	124.9	1:43.807	93.35	1.492	12:30:33.779	
6 -	25.508	133.1	29.086	108.2	20.503	119.8	28.302	123.8	1:43.399	93.72	1.084	12:32:17.178	
7 -	25.428	133.6	29.183	108.4	20.422	120.9	28.374	122.9	1:43.407	93.71	1.092	12:34:00.585	
8 -	29.495	81.3	34.227	106.3	21.639	111.6		IN PIT	2:04.938	P	77.56	22.623	12:36:05.523
9 -	OUTLAP	127.3	30.118	107.0	20.681	117.3	32.389	122.6	4:53.961		32.96	3:11.646	12:40:59.484
10 -	25.675	134.2	30.128	108.2	20.849	118.1	30.538	123.8	1:47.190	90.41	4.875	12:42:46.674	
11 -	25.384	133.6	28.792	109.1	20.255	120.4	28.164	122.9	1:42.595	(2)	94.46	0.280	12:44:29.269
12 -	25.333	133.4	28.860	108.4	20.471	120.2	28.263	124.5	1:42.927	(3)	94.15	0.612	12:46:12.196

Weather / Track : Cloudy / Dry

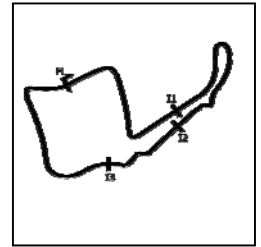
Oulton Park International
Circuit Length = 2.6920 miles
Start: 12:21 Flag 12:46 End: 12:48

MCRCB BULLETIN TK102

2018 Bennetts British Superbike Championship - Round 10

2018 Pirelli National Superstock 600 Championship with Black Horse

QUALIFYING - SECTOR ANALYSIS



SECTOR 1 = FL to I1, SECTOR 2 = I1 to I2 SECTOR 3 = I2 to I3, SECTOR 4 = I3 to FL, DIFF = Difference To Personal Best Lap, P = Crossed Finish Line in Pit Lane, D = Time Disallowed

13 - 25.289 133.6 **28.663** 108.5 **20.158** 121.1 28.205 124.2 **1:42.315 (1)** **94.72** **12:47:54.511**

P12 69		Caolán IRWIN				Yamaha - Irwin Racing							
IDEAL LAP TIME : 1:42.205		BEST LAP TIME : 1:42.506				DIFFERENCE : 0.301							
LAP	SECTOR 1	SECTOR 2		SECTOR 3		SECTOR 4		LAP TIME	MPH	DIFF	TIME OF DAY		
1 -	OUTLAP	131.8	31.959	107.5	21.309	120.9	29.588	124.7			12:23:25.630		
2 -	27.316	135.8	29.953	108.4	20.846	121.5	29.586	127.0	1:47.701	89.98	5.195	12:25:13.331	
3 -	25.987	134.4	29.256	108.5	20.551	121.1	28.595	127.3	1:44.389	92.83	1.883	12:26:57.720	
4 -	25.827	133.4	28.922	108.7	20.294	120.2	28.407	126.1	1:43.450	93.68	0.944	12:28:41.170	
5 -	25.604	132.8	29.178	108.5	28.395	66.6	IN PIT		2:06.862	P	76.39	24.356	12:30:48.032
6 -	OUTLAP	133.4	33.221	108.4	20.721	121.3	28.264	125.6	5:32.465	29.14	3:49.959	12:36:20.497	
7 -	25.385	135.0	28.873	109.4	20.295	122.0	28.101	126.3	1:42.654	(2)	94.40	0.148	12:38:03.151
8 -	25.410	133.9	28.848	108.9	20.381	122.0	27.867	126.1	1:42.506 (1)	94.54			12:39:45.657
9 -	25.294	135.2	30.681	108.9	20.196	121.3	28.053	124.7	1:44.224	92.98	1.718	12:41:29.881	
10 -	25.502	133.9	28.960	108.9	20.479	120.4	28.184	124.7	1:43.125	93.97	0.619	12:43:13.006	
11 -	25.347	135.5	28.971	108.7	20.292	122.2	28.148	124.7	1:42.758	(3)	94.31	0.252	12:44:55.764
12 -	25.473	135.2	29.080	108.9	20.405	120.0	28.403	123.5	1:43.361	93.76	0.855	12:46:39.125	

P13 8		Grant NEWSTEAD				Yamaha - Morgan Price / Tinklers Racing							
IDEAL LAP TIME : 1:42.725		BEST LAP TIME : 1:42.895				DIFFERENCE : 0.170							
LAP	SECTOR 1	SECTOR 2		SECTOR 3		SECTOR 4		LAP TIME	MPH	DIFF	TIME OF DAY		
1 -	OUTLAP	128.5	31.979	105.6	22.388	118.1	29.769	122.6			12:23:48.396		
2 -	27.220	131.3	30.342	107.0	21.218	119.1	28.908	122.9	1:47.688	89.99	4.793	12:25:36.084	
3 -	26.426	130.5	30.096	107.7	21.015	118.5	29.100	122.6	1:46.637	90.88	3.742	12:27:22.721	
4 -	26.476	130.5	30.319	107.5	26.603	112.5	IN PIT		2:03.119	P	78.71	20.224	12:29:25.840
5 -	OUTLAP	130.3	32.385	105.6	21.378	119.8	28.734	123.3	6:36.048	24.47	4:53.153	12:36:01.888	
6 -	25.857	132.6	29.221	108.0	20.606	121.5	28.308	123.8	1:43.992	93.19	1.097	12:37:45.880	
7 -	25.644	131.8	29.191	107.5	20.550	120.9	28.235	123.3	1:43.620	93.52	0.725	12:39:29.500	
8 -	25.599	132.3	29.197	108.5	20.568	120.4	28.213	123.8	1:43.577	93.56	0.682	12:41:13.077	
9 -	25.461	132.8	28.941	108.2	20.407	121.3	28.086	122.9	1:42.895 (1)	94.18			12:42:55.972
10 -	25.562	133.1	29.548	108.9	20.638	122.6	28.698	124.0	1:44.446	92.78	1.551	12:44:40.418	
11 -	25.519	133.4	29.152	108.7	20.360	121.1	28.136	124.9	1:43.167	(3)	93.93	0.272	12:46:23.585
12 -	25.438	132.8	28.862	109.2	20.584	120.9	28.065	124.0	1:42.949	(2)	94.13	0.054	12:48:06.534

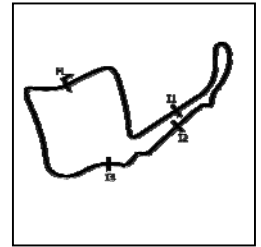
P14 19		James ALDERSON				Triumph - R Alderson & Sons Racing							
IDEAL LAP TIME : 1:43.140		BEST LAP TIME : 1:43.140				DIFFERENCE : 0.000							
LAP	SECTOR 1	SECTOR 2		SECTOR 3		SECTOR 4		LAP TIME	MPH	DIFF	TIME OF DAY		
1 -	OUTLAP	128.3	33.265	106.8	21.973	117.5	29.477	124.0			12:23:29.863		
2 -	26.597	133.9	30.500	107.7	21.072	119.8	29.293	124.0	1:47.462	90.18	4.322	12:25:17.325	
3 -	26.665	134.2	29.575	107.3	20.492	120.6	28.748	123.5	1:45.480	91.87	2.340	12:27:02.805	
4 -	25.802	131.5	29.305	107.2	20.532	118.9	28.654	124.0	1:44.293	92.92	1.153	12:28:47.098	
5 -	25.636	132.3	29.337	105.6	20.433	119.1	28.743	122.9	1:44.149	93.05	1.009	12:30:31.247	
6 -	25.616	132.1	29.304	107.0	20.779	118.1	28.539	123.8	1:44.238	92.97	1.098	12:32:15.485	
7 -	25.527	132.3	29.165	107.5	20.379	120.0	28.650	122.9	1:43.721	(2)	93.43	0.581	12:33:59.206
8 -	27.829	130.0	32.053	102.4	21.100	117.5	IN PIT		1:59.200	P	81.30	16.060	12:35:58.406
9 -	OUTLAP	127.8	31.097	104.6	20.932	116.9	29.169	122.0	4:24.248	36.67	2:41.108	12:40:22.654	
10 -	25.805	131.5	29.448	105.5	20.457	117.7	28.746	121.7	1:44.456	92.77	1.316	12:42:07.110	
11 -	25.728	132.3	29.273	105.0	20.406	118.7	28.576	122.4	1:43.983	93.20	0.843	12:43:51.093	
12 -	25.447	132.3	29.332	106.8	20.379	118.3	28.580	123.1	1:43.738	(3)	93.42	0.598	12:45:34.831
13 -	25.390	132.6	28.965	106.6	20.352	119.4	28.433	124.2	1:43.140 (1)	93.96			12:47:17.971

P15 3		Mark CLAYTON				Yamaha - KSM Racing							
IDEAL LAP TIME : 1:43.132		BEST LAP TIME : 1:43.508				DIFFERENCE : 0.376							
LAP	SECTOR 1	SECTOR 2		SECTOR 3		SECTOR 4		LAP TIME	MPH	DIFF	TIME OF DAY		
1 -	OUTLAP	128.0	32.708	107.3	21.460	118.1	29.622	125.6			12:23:26.647		
2 -	26.790	133.1	30.144	108.0	20.860	119.6	29.195	125.6	1:46.989	90.58	3.481	12:25:13.636	
3 -	26.253	134.7	29.643	107.7	20.576	120.2	28.836	126.1	1:45.308	92.02	1.800	12:26:58.944	
4 -	26.053	133.9	29.491	107.2	20.515	119.8	28.743	126.3	1:44.802	92.47	1.294	12:28:43.746	
5 -	25.720	135.5	29.123	107.7	20.313	121.1	28.698	125.2	1:43.854	93.31	0.346	12:30:27.600	
6 -	25.699	134.2	29.323	107.3	20.294	120.0	28.434	125.6	1:43.750	(3)	93.41	0.242	12:32:11.350

Weather / Track : Cloudy / Dry

Oulton Park International
Circuit Length = 2.6920 miles
Start: 12:21 Flag 12:46 End: 12:48

QUALIFYING - SECTOR ANALYSIS



SECTOR 1 = FL to I1, SECTOR 2 = I1 to I2 SECTOR 3 = I2 to I3, SECTOR 4 = I3 to FL, DIFF = Difference To Personal Best Lap, P = Crossed Finish Line in Pit Lane, D = Time Disallowed

7 -	25.759	134.7	30.047	106.8	20.537	119.8	28.997	124.9	1:45.340	92.00	1.832	12:33:56.690
8 -	25.773	133.1	29.350	107.0	20.305	119.8	28.575	124.9	1:44.003	93.18	0.495	12:35:40.693
9 -	25.480	134.4	29.777	106.3	20.474	118.3	28.984	125.6	1:44.715	92.54	1.207	12:37:25.408
10 -	25.605	132.8	29.285	106.6	20.191	120.0	28.617	124.2	1:43.698 (2)	93.45	0.190	12:39:09.106
11 -	25.837	133.9	29.438	105.1	20.779	117.7	IN PIT		1:52.653 P	86.02	9.145	12:41:01.759
12 -	OUTLAP	131.3	29.821	106.1	20.817	117.1	28.969	124.2	2:44.226	59.01	1:00.718	12:43:45.985
13 -	25.648	132.6	29.351	107.3	20.202	120.2	28.573	125.2	1:43.774	93.38	0.266	12:45:29.759
14 -	25.731	133.9	29.027	106.8	20.240	120.0	28.510	125.2	1:43.508 (1)	93.62		12:47:13.267

P16	6	Conor WHEELER				Yamaha - Conor Wheeler Racing						
IDEAL LAP TIME : 1:43.089		BEST LAP TIME : 1:43.589				DIFFERENCE : 0.500						
LAP	SECTOR 1	SECTOR 2	SECTOR 3	SECTOR 4	LAP TIME	MPH	DIFF	TIME OF DAY				
1 -	OUTLAP	129.3	32.983	105.3	22.723	117.5	30.146	122.0				12:23:30.776
2 -	26.862	133.4	30.116	108.0	21.252	120.2	29.625	123.8	1:47.855	89.85	4.266	12:25:18.631
3 -	26.068	133.1	30.817	107.5	20.796	120.2	28.972	124.0	1:46.653	90.86	3.064	12:27:05.284
4 -	25.888	132.8	29.798	107.8	20.948	119.4	IN PIT		1:53.951 P	85.04	10.362	12:28:59.235
5 -	OUTLAP	131.0	30.322	107.8	21.479	116.5	29.009	123.3	4:36.460	35.05	2:52.871	12:33:35.695
6 -	25.590	132.6	29.605	108.2	20.891	118.5	28.637	124.9	1:44.723	92.54	1.134	12:35:20.418
7 -	27.019	115.7	30.249	105.1	20.702	119.6	28.530	124.7	1:46.500	90.99	2.911	12:37:06.918
8 -	25.602	131.0	29.225	108.5	20.575	118.9	28.386	122.9	1:43.788 (2)	93.37	0.199	12:38:50.706
9 -	25.411	132.1	28.971	106.8	20.514	119.8	IN PIT		1:53.117 P	85.67	9.528	12:40:43.823
10 -	OUTLAP	131.3	29.318	107.3	20.582	119.1	29.098	122.9	3:02.563	53.08	1:18.974	12:43:46.386
11 -	25.579	132.6	29.303	108.7	20.368	121.5	28.339	124.5	1:43.589 (1)	93.55		12:45:29.975
12 -	25.777	133.4	29.440	106.6	20.550	121.3	28.630	123.5	1:44.397 (3)	92.83	0.808	12:47:14.372

P17	26	Adam HARTGROVE				Yamaha - Adam Hartgrove Racing						
IDEAL LAP TIME : 1:44.051		BEST LAP TIME : 1:44.358				DIFFERENCE : 0.307						
LAP	SECTOR 1	SECTOR 2	SECTOR 3	SECTOR 4	LAP TIME	MPH	DIFF	TIME OF DAY				
1 -	OUTLAP	125.6	32.786	106.1	21.913	115.7	29.686	123.5				12:23:29.195
2 -	26.840	135.5	30.803	108.7	21.542	119.8	29.201	123.5	1:48.386	89.41	4.028	12:25:17.581
3 -	26.522	129.0	30.124	110.1	21.056	121.5	29.091	126.6	1:46.793	90.74	2.435	12:27:04.374
4 -	25.982	135.5	29.926	108.7	21.262	120.9	IN PIT		1:52.738 P	85.96	8.380	12:28:57.112
5 -	OUTLAP	130.0	30.428	107.8	21.235	118.9	29.119	122.9	4:37.669	34.90	2:53.311	12:33:34.781
6 -	26.101	132.6	29.757	107.7	20.792	120.4	28.797	122.6	1:45.447 (3)	91.90	1.089	12:35:20.228
7 -	26.088	133.9	29.696	107.0	20.743	121.1	28.704	123.8	1:45.231 (2)	92.09	0.873	12:37:05.459
8 -	26.023	132.1	29.778	108.2	21.181	121.7	28.707	124.7	1:45.689	91.69	1.331	12:38:51.148
9 -	25.469	135.2	29.482	108.9	20.757	120.4	IN PIT		1:50.428 P	87.76	6.070	12:40:41.576
10 -	OUTLAP	131.5	30.381	105.5	20.884	120.9	28.748	122.9	5:13.586	30.90	3:29.228	12:45:55.162
11 -	25.757	133.4	29.501	108.4	20.607	122.2	28.493	124.7	1:44.358 (1)	92.86		12:47:39.520

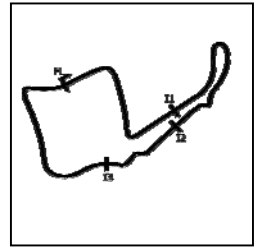
P18	66	Cameron FRASER				Yamaha - Jones Dorling Racing						
IDEAL LAP TIME : 1:44.442		BEST LAP TIME : 1:44.513				DIFFERENCE : 0.071						
LAP	SECTOR 1	SECTOR 2	SECTOR 3	SECTOR 4	LAP TIME	MPH	DIFF	TIME OF DAY				
1 -	OUTLAP	131.3	32.554	107.7	22.020	117.3	29.629	124.2				12:23:28.298
2 -	26.551	134.7	30.565	106.6	21.337	119.8	29.027	124.9	1:47.480	90.16	2.967	12:25:15.778
3 -	26.380	133.1	30.718	107.3	20.976	121.3	29.066	122.0	1:47.140	90.45	2.627	12:27:02.918
4 -	26.195	134.4	29.990	106.6	20.926	122.0	28.718	125.9	1:45.829	91.57	1.316	12:28:48.747
5 -	25.835	134.7	29.821	107.2	20.860	119.4	29.020	126.6	1:45.536	91.82	1.023	12:30:34.283
6 -	25.767	133.9	29.649	108.2	20.678	121.3	28.774	126.1	1:44.868 (2)	92.41	0.355	12:32:19.151
7 -	25.995	133.4	29.940	108.9	20.814	122.2	28.978	123.8	1:45.727	91.66	1.214	12:34:04.878
8 -	26.041	133.4	30.013	108.9	20.846	122.0	IN PIT		1:54.070 P	84.95	9.557	12:35:58.948
9 -	OUTLAP	133.1	30.374	107.8	20.978	121.3	29.022	124.5	2:49.642	57.12	1:05.129	12:38:48.590
10 -	25.940	133.9	30.052	106.1	20.863	120.0	28.955	124.9	1:45.810	91.59	1.297	12:40:34.400
11 -	25.775	133.9	29.882	107.7	20.765	120.4	28.897	124.0	1:45.319	92.01	0.806	12:42:19.719
12 -	25.854	133.9	29.788	107.8	20.779	121.7	28.885	126.3	1:45.306 (3)	92.02	0.793	12:44:05.025
13 -	25.836	134.2	30.104	108.2	21.008	122.0	28.751	125.6	1:45.699	91.68	1.186	12:45:50.724
14 -	25.692	134.7	29.492	108.9	20.749	121.7	28.580	125.2	1:44.513 (1)	92.72		12:47:35.237

MCRCB BULLETIN TK102

2018 Bennetts British Superbike Championship - Round 10

2018 Pirelli National Superstock 600 Championship with Black Horse

QUALIFYING - SECTOR ANALYSIS



SECTOR 1 = FL to I1, SECTOR 2 = I1 to I2 SECTOR 3 = I2 to I3, SECTOR 4 = I3 to FL, DIFF = Difference To Personal Best Lap, P = Crossed Finish Line in Pit Lane, D = Time Disallowed

P19 14		Louis VALLELEY						Kawasaki - Pharaoh Racing				
IDEAL LAP TIME : 1:44.128		BEST LAP TIME : 1:44.578			DIFFERENCE : 0.450							
LAP	SECTOR 1	SECTOR 2		SECTOR 3		SECTOR 4		LAP TIME	MPH	DIFF	TIME OF DAY	
1 -	OUTLAP	127.3	32.102	103.8	22.263	114.3	30.807	118.9			12:23:47.867	
2 -	28.060	127.8	30.344	104.3	21.274	114.1	29.457	116.9	1:49.135	88.80	4.557	12:25:37.002
3 -	26.748	125.4	29.900	104.2	20.858	115.7	28.966	119.6	1:46.472	91.02	1.894	12:27:23.474
4 -	26.344	127.3	29.892	105.3	20.842	116.1	29.141	119.4	1:46.219	91.23	1.641	12:29:09.693
5 -	26.371	126.6	29.854	103.5	20.822	116.7	28.881	119.4	1:45.928	91.48	1.350	12:30:55.621
6 -	26.278	126.8	29.733	103.7	20.746	116.1	28.799	120.4	1:45.556	91.81	0.978	12:32:41.177
7 -	26.970	126.1	30.932	105.3	21.138	114.9	IN PIT		1:54.857 P	84.37	10.279	12:34:36.034
8 -	OUTLAP	129.3	31.016	106.0	20.625	118.7	28.568	120.6	2:39.661	60.69	55.083	12:37:15.695
9 -	26.177	127.8	29.413	103.8	20.689	117.5	28.299	121.1	1:44.578 (1)	92.67		12:39:00.273
10 -	25.948	129.0	29.449	104.0	20.689	117.3	28.748	119.1	1:44.834 (3)	92.44	0.256	12:40:45.107
11 -	26.149	127.5	29.322	105.5	20.570	116.1	28.667	117.3	1:44.708 (2)	92.55	0.130	12:42:29.815
12 -	26.555	124.0	29.603	103.4	20.731	115.3	28.670	117.3	1:45.559	91.80	0.981	12:44:15.374
13 -	26.273	125.2	29.550	103.8	20.662	114.9	28.825	118.5	1:45.310	92.02	0.732	12:46:00.684
14 -	26.122	126.1	29.311	105.0	20.917	116.5	28.625	118.9	1:44.975	92.32	0.397	12:47:45.659

P20 7		Aaron WRIGHT						Yamaha - Jezaro.com				
IDEAL LAP TIME : 1:44.596		BEST LAP TIME : 1:45.174			DIFFERENCE : 0.578							
LAP	SECTOR 1	SECTOR 2		SECTOR 3		SECTOR 4		LAP TIME	MPH	DIFF	TIME OF DAY	
1 -	OUTLAP	129.5	32.503	105.1	22.277	118.3	29.642	122.2			12:23:28.227	
2 -	27.008	134.7	30.621	106.0	21.692	116.3	29.403	125.2	1:48.724	89.13	3.550	12:25:16.951
3 -	27.604	133.4	35.232	98.9	23.168	114.1	IN PIT		2:03.183 P	78.67	18.009	12:27:20.134
4 -	OUTLAP	128.8	31.474	103.8	21.391	119.8	29.306	124.0	10:06.429	15.98	8:21.255	12:37:26.563
5 -	26.128	132.6	30.233	105.5	20.850	119.8	28.763	125.9	1:45.974	91.44	0.800	12:39:12.537
6 -	26.169	133.1	30.023	105.5	20.856	120.9	28.765	124.7	1:45.813 (3)	91.58	0.639	12:40:58.350
7 -	26.519	133.1	29.679	105.8	20.627	120.4	28.606	124.7	1:45.431 (2)	91.92	0.257	12:42:43.781
8 -	26.039	133.1	44.873	98.6	21.110	120.9	28.420	125.2	2:00.442	80.46	15.268	12:44:44.223
9 -	26.002	133.4	29.580	106.1	20.695	121.1	28.897	124.9	1:45.174 (1)	92.14		12:46:29.397
10 -	25.969	132.8	30.237	105.1	24.019	120.0	29.622	122.6	1:49.847	88.22	4.673	12:48:19.244

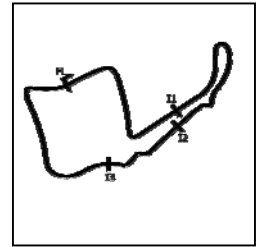
P21 44		Ewan POTTER						Yamaha - Jones Dorling Racing				
IDEAL LAP TIME : 1:45.025		BEST LAP TIME : 1:45.186			DIFFERENCE : 0.161							
LAP	SECTOR 1	SECTOR 2		SECTOR 3		SECTOR 4		LAP TIME	MPH	DIFF	TIME OF DAY	
1 -	OUTLAP	128.5	32.919	104.8	21.903	120.6	29.463	126.8			12:23:28.737	
2 -	27.016	128.8	30.765	108.9	21.270	123.1	29.257	125.2	1:48.308	89.47	3.122	12:25:17.045
3 -	26.821	133.9	30.116	108.7	20.907	122.9	28.761	126.6	1:46.605	90.90	1.419	12:27:03.650
4 -	25.983	135.8	30.104	110.9	20.773	123.8	29.995	126.3	1:46.855	90.69	1.669	12:28:50.505
5 -	25.916	134.7	29.892	107.3	20.733	122.2	28.770	124.9	1:45.311 (2)	92.02	0.125	12:30:35.816
6 -	25.976	133.1	30.180	108.7	20.741	121.1	28.711	125.9	1:45.608	91.76	0.422	12:32:21.424
7 -	26.011	133.9	29.914	105.0	20.929	122.0	28.877	125.6	1:45.731	91.65	0.545	12:34:07.155
8 -	26.090	133.6	30.235	108.5	20.727	121.1	28.718	123.5	1:45.770	91.62	0.584	12:35:52.925
9 -	25.982	133.6	29.733	108.5	20.691	121.3	28.780	122.6	1:45.186 (1)	92.13		12:37:38.111
10 -	26.275	131.3	30.516	104.5	21.046	119.8	IN PIT		1:53.318 P	85.52	8.132	12:39:31.429
11 -	OUTLAP	132.1	30.983	106.6	21.081	121.5	28.920	124.5	5:04.576	31.81	3:19.390	12:44:36.005
12 -	26.192	133.1	30.055	106.5	20.845	120.0	28.932	124.2	1:46.024	91.40	0.838	12:46:22.029
13 -	25.979	133.4	29.707	103.5	21.105	124.0	28.807	124.9	1:45.598 (3)	91.77	0.412	12:48:07.627

P22 47		Angus GOUGH						Yamaha - G Fab Racing				
IDEAL LAP TIME : 1:45.343		BEST LAP TIME : 1:45.786			DIFFERENCE : 0.443							
LAP	SECTOR 1	SECTOR 2		SECTOR 3		SECTOR 4		LAP TIME	MPH	DIFF	TIME OF DAY	
1 -	OUTLAP	124.5	34.173	90.8	22.593	118.1	31.466	121.5			12:23:34.935	
2 -	28.162	129.0	31.497	105.3	21.549	119.1	30.080	120.0	1:51.288	87.08	5.502	12:25:26.223
3 -	27.365	128.8	31.080	106.3	21.648	119.1	IN PIT		1:56.831 P	82.95	11.045	12:27:23.054
4 -	OUTLAP	128.3	31.612	106.8	21.575	118.1	29.860	121.5	6:36.539	24.43	4:50.753	12:33:59.593
5 -	27.030	130.8	30.559	106.0	20.984	118.5	29.580	122.2	1:48.153	89.60	2.367	12:35:47.746
6 -	26.727	130.8	30.249	106.3	21.018	118.1	29.845	120.4	1:47.839	89.86	2.053	12:37:35.585
7 -	26.344	130.8	30.192	107.5	20.633	119.6	29.228	119.1	1:46.397 (3)	91.08	0.611	12:39:21.982
8 -	26.302	131.0	30.231	106.0	20.862	118.9	28.829	122.0	1:46.224 (2)	91.23	0.438	12:41:08.206

Oulton Park International
 Circuit Length = 2.6920 miles
 Start: 12:21 Flag 12:46 End: 12:48

Weather / Track : Cloudy / Dry

QUALIFYING - SECTOR ANALYSIS



SECTOR 1 = FL to I1, SECTOR 2 = I1 to I2 SECTOR 3 = I2 to I3, SECTOR 4 = I3 to FL, DIFF = Difference To Personal Best Lap, P = Crossed Finish Line in Pit Lane, D = Time Disallowed

9 -	26.386	131.0	30.287	106.5	20.764	119.1	29.046	119.8	1:46.483	91.01	0.697	12:42:54.689
10 -	26.199	131.0	29.990	105.5	20.635	120.2	28.962	122.0	1:45.786 (1)	91.61		12:44:40.475
11 -	26.383	132.6	29.682	107.3	20.914	117.5	30.260	116.5	1:47.239	90.37	1.453	12:46:27.714

P23	17	Josh WOOD	Kawasaki - Wood Racing									
IDEAL LAP TIME : 1:44.380			BEST LAP TIME : 1:45.850				DIFFERENCE : 1.470					

LAP	SECTOR 1	SECTOR 2	SECTOR 3	SECTOR 4	LAP TIME	MPH	DIFF	TIME OF DAY					
1 -	OUTLAP	130.8	33.439	105.1	22.256	120.6	29.915	122.0				12:23:32.256	
2 -	26.516	135.8	30.155	108.9	20.656	122.0	28.523	127.3	1:45.850 (1)	91.55		12:25:18.106	
3 -	26.469	135.5	29.826	111.4	20.592	121.3	29.082	127.3	1:45.969	(2)	91.45	0.119	12:27:04.075

P24	27	Jamie ASHBY	Yamaha - JPA Racing / Davison Transport									
IDEAL LAP TIME : 1:46.280			BEST LAP TIME : 1:46.472				DIFFERENCE : 0.192					

LAP	SECTOR 1	SECTOR 2	SECTOR 3	SECTOR 4	LAP TIME	MPH	DIFF	TIME OF DAY					
1 -	OUTLAP	122.2	33.209	107.2	22.199	118.7	30.415	121.5				12:23:31.354	
2 -	27.214	132.8	31.157	108.5	21.226	118.7	29.796	122.9	1:49.393	88.59	2.921	12:25:20.747	
3 -	26.741	132.6	30.710	108.0	21.025	118.7	29.425	123.5	1:47.901	89.81	1.429	12:27:08.648	
4 -	26.601	131.5	30.300	107.8	20.908	118.7	29.404	122.6	1:47.213	90.39	0.741	12:28:55.861	
5 -	26.538	131.0	30.409	106.8	20.904	118.3	29.290	123.3	1:47.141	90.45	0.669	12:30:43.002	
6 -	26.431	130.8	30.268	107.5	20.969	118.3	29.343	122.6	1:47.011	90.56	0.539	12:32:30.013	
7 -	26.583	131.0	30.355	107.2	21.026	117.9	29.463	122.0	1:47.427	90.21	0.955	12:34:17.440	
8 -	26.435	131.3	30.169	107.8	21.005	119.4	29.048	123.1	1:46.657	(2)	90.86	0.185	12:36:04.097
9 -	26.423	131.0	30.258	106.8	20.900	118.3	29.391	123.3	1:46.972	90.59	0.500	12:37:51.069	
10 -	26.666	131.3	30.175	107.8	21.110	111.2	29.162	123.3	1:47.113	90.47	0.641	12:39:38.182	
11 -	26.379	131.0	30.051	107.3	20.802	118.5	29.240	122.4	1:46.472 (1)	91.02		12:41:24.654	
12 -	26.446	131.3	30.296	106.5	20.838	118.5	29.408	121.7	1:46.988	90.58	0.516	12:43:11.642	
13 -	26.392	132.6	30.311	107.3	21.062	118.3	29.199	122.2	1:46.964	90.60	0.492	12:44:58.606	
14 -	26.414	131.5	30.060	105.6	20.986	118.1	29.200	122.9	1:46.660	(3)	90.86	0.188	12:46:45.266

MCRCB BULLETIN TK103

2018 Bennetts British Superbike Championship - Round 10

2018 Pirelli National Superstock 600 Championship with Black Horse

QUALIFYING - BEST SECTORS

SECTOR 1				SECTOR 2				SECTOR 3				SECTOR 4				IDEAL / BEST COMPARISON		
POS	NO	NAME	TIME	NO	NAME	TIME	NO	NAME	TIME	NO	NAME	TIME	NO	NAME	IDEAL	BEST	DIFF	
															PERFECT LAP		1:39.323	
1	21	VICKERS	24.615	21	VICKERS	27.842	21	VICKERS	19.531	21	VICKERS	27.335	1	21	VICKERS	1:39.323	1:39.323	0.000
2	11	SKINNER	25.019	11	SKINNER	28.296	11	SKINNER	19.792	11	SKINNER	27.630	2	11	SKINNER	1:40.737	1:41.093	0.356
3	58	LEE	25.127	10	SHELDON	28.374	41	WARD	19.860	41	WARD	27.685	3	41	WARD	1:41.141	1:41.245	0.104
4	9	CLIFFOR	25.135	55	KEYES	28.395	10	SHELDON	19.947	58	LEE	27.759	4	55	KEYES	1:41.279	1:41.578	0.299
5	2	TOMS	25.160	41	WARD	28.414	55	KEYES	19.951	55	KEYES	27.771	5	10	SHELDON-SHAW	1:41.388	1:41.645	0.257
6	55	KEYES	25.162	99	LUXTON	28.474	2	TOMS	19.974	5	CLARKE	27.774	6	2	TOMS	1:41.471	1:41.635	0.164
7	41	WARD	25.182	9	CLIFFOR	28.495	5	CLARKE	20.033	2	TOMS	27.818	7	9	CLIFFORD	1:41.632	1:41.632	0.000
8	99	LUXTON	25.198	2	TOMS	28.519	99	LUXTON	20.046	10	SHELDON	27.825	8	99	LUXTON	1:41.730	1:41.968	0.238
9	10	SHELDON	25.242	37	DELVES	28.663	9	CLIFFOR	20.130	69	IRWIN	27.867	9	5	CLARKE	1:41.840	1:41.948	0.108
10	37	DELVES	25.289	5	CLARKE	28.721	37	DELVES	20.158	9	CLIFFOR	27.872	10	58	LEE	1:41.890	1:41.977	0.087
11	69	IRWIN	25.294	58	LEE	28.752	3	CLAYTON	20.191	99	LUXTON	28.012	11	69	IRWIN	1:42.205	1:42.506	0.301
12	5	CLARKE	25.312	69	IRWIN	28.848	69	IRWIN	20.196	8	NEWSTEA	28.065	12	37	DELVES	1:42.274	1:42.315	0.041
13	19	ALDERSO	25.390	8	NEWSTEA	28.862	58	LEE	20.252	37	DELVES	28.164	13	8	NEWSTEAD	1:42.725	1:42.895	0.170
14	6	WHEELER	25.411	19	ALDERSO	28.965	19	ALDERSO	20.352	14	VALLELE	28.299	14	6	WHEELER	1:43.089	1:43.589	0.500
15	8	NEWSTEA	25.438	6	WHEELER	28.971	8	NEWSTEA	20.360	6	WHEELER	28.339	15	3	CLAYTON	1:43.132	1:43.508	0.376
16	26	HARTGRO	25.469	3	CLAYTON	29.027	6	WHEELER	20.368	7	WRIGHT	28.420	16	19	ALDERSON	1:43.140	1:43.140	0.000
17	3	CLAYTON	25.480	14	VALLELE	29.311	14	VALLELE	20.570	19	ALDERSO	28.433	17	26	HARTGROVE	1:44.051	1:44.358	0.307
18	17	WOOD	25.612	26	HARTGRO	29.482	17	WOOD	20.592	3	CLAYTON	28.434	18	14	VALLELEY	1:44.128	1:44.578	0.450
19	66	FRASER	25.692	66	FRASER	29.492	26	HARTGRO	20.607	26	HARTGRO	28.493	19	17	WOOD	1:44.380	1:45.850	1.470
20	44	POTTER	25.916	7	WRIGHT	29.580	7	WRIGHT	20.627	17	WOOD	28.523	20	66	FRASER	1:44.442	1:44.513	0.071
21	14	VALLELE	25.948	17	WOOD	29.653	47	GOUGH	20.633	66	FRASER	28.580	21	7	WRIGHT	1:44.596	1:45.174	0.578
22	7	WRIGHT	25.969	47	GOUGH	29.682	66	FRASER	20.678	44	POTTER	28.711	22	44	POTTER	1:45.025	1:45.186	0.161
23	47	GOUGH	26.199	44	POTTER	29.707	44	POTTER	20.691	47	GOUGH	28.829	23	47	GOUGH	1:45.343	1:45.786	0.443
24	27	ASHBY	26.379	27	ASHBY	30.051	27	ASHBY	20.802	27	ASHBY	29.048	24	27	ASHBY	1:46.280	1:46.472	0.192

Weather / Track : Cloudy / Dry

Oulton Park International
 Circuit Length = 2.6920 miles
 Start: 12:21 Flag 12:46 End: 12:48

Results can be found at www.tsl-timing.com

Printed - 12:50 Saturday, 15 September 2018

MCRCB BULLETIN TK104**2018 Bennetts British Superbike Championship - Round 10****2018 Pirelli National Superstock 600 Championship with Black Horse****QUALIFYING - BEST SPEEDS**

POS	INTERMEDIATE 1		INTERMEDIATE 2		INTERMEDIATE 3		FINISH LINE		MPH			
	NO	NAME	MPH	NO	NAME	MPH	NO	NAME				
1	58	LEE	137.2	17	WOOD	111.4	44	POTTER	124.0	21	VICKERS	127.8
2	11	SKINNER	136.9	44	POTTER	110.9	21	VICKERS	123.1	55	KEYES	127.5
3	21	VICKERS	136.6	21	VICKERS	110.7	8	NEWSTEAD	122.6	58	LEE	127.5
4	9	CLIFFORD	136.3	11	SKINNER	110.7	17	WOOD	122.6	11	SKINNER	127.3
5	37	DELVES	136.3	58	LEE	110.5	11	SKINNER	122.4	69	IRWIN	127.3
6	55	KEYES	135.8	26	HARTGROVE	110.1	55	KEYES	122.4	17	WOOD	127.3
7	69	IRWIN	135.8	55	KEYES	110.0	9	CLIFFORD	122.4	37	DELVES	127.0
8	44	POTTER	135.8	9	CLIFFORD	109.6	2	TOMS	122.2	44	POTTER	126.8
9	17	WOOD	135.8	5	CLARKE	109.6	37	DELVES	122.2	9	CLIFFORD	126.6
10	2	TOMS	135.5	2	TOMS	109.4	69	IRWIN	122.2	5	CLARKE	126.6
11	3	CLAYTON	135.5	10	SHELDON-SHAW	109.4	26	HARTGROVE	122.2	26	HARTGROVE	126.6
12	26	HARTGROVE	135.5	69	IRWIN	109.4	66	FRASER	122.2	66	FRASER	126.6
13	5	CLARKE	135.0	8	NEWSTEAD	109.2	10	SHELDON-SHAW	121.7	3	CLAYTON	126.3
14	66	FRASER	134.7	99	LUXTON	109.1	58	LEE	121.7	2	TOMS	126.1
15	7	WRIGHT	134.7	37	DELVES	109.1	5	CLARKE	121.5	7	WRIGHT	125.9
16	99	LUXTON	134.4	41	WARD	108.9	99	LUXTON	121.5	99	LUXTON	125.6
17	19	ALDERSON	134.2	66	FRASER	108.9	6	WHEELER	121.5	41	WARD	124.9
18	8	NEWSTEAD	133.4	6	WHEELER	108.7	3	CLAYTON	121.1	10	SHELDON-SHAW	124.9
19	6	WHEELER	133.4	27	ASHBY	108.5	7	WRIGHT	121.1	8	NEWSTEAD	124.9
20	10	SHELDON-SHAW	132.8	3	CLAYTON	108.0	41	WARD	120.6	6	WHEELER	124.9
21	27	ASHBY	132.8	19	ALDERSON	107.7	19	ALDERSON	120.6	19	ALDERSON	124.2
22	41	WARD	132.6	47	GOUGH	107.5	47	GOUGH	120.2	27	ASHBY	123.5
23	47	GOUGH	132.6	7	WRIGHT	106.1	27	ASHBY	119.4	47	GOUGH	122.2
24	14	VALLELEY	129.3	14	VALLELEY	106.0	14	VALLELEY	118.7	14	VALLELEY	121.1

Weather / Track : Cloudy / Dry

Results can be found at www.tsl-timing.comOulton Park International
Circuit Length = 2.6920 miles
Start: 12:21 Flag 12:46 End: 12:48

Printed - 12:50 Saturday, 15 September 2018

MCRCB BULLETIN TK105

2018 Bennetts British Superbike Championship - Round 10

2018 Pirelli National Superstock 600 Championship with Black Horse

QUALIFYING - FASTEST LAP SEQUENCE

SESS. TIME	NO	NAME	ENTRY	TIME	MPH	LAP
3:36.406	11	Rory SKINNER	Kawasaki - Bennetts Tokheim Kirkcaldy Kawasaki	1:43.927	93.25	2
5:18.434	11	Rory SKINNER	Kawasaki - Bennetts Tokheim Kirkcaldy Kawasaki	1:42.029	94.98	3
5:18.881	21	Ryan VICKERS	Yamaha - Mototechniks Yamaha	1:40.753	96.18	3
14:00.118	21	Ryan VICKERS	Yamaha - Mototechniks Yamaha	1:40.414	96.51	6
21:15.591	21	Ryan VICKERS	Yamaha - Mototechniks Yamaha	1:39.955	96.95	10
22:54.913	21	Ryan VICKERS	Yamaha - Mototechniks Yamaha	1:39.323	97.57	11

Weather / Track : Cloudy / Dry

Results can be found at www.tsl-timing.com

Oulton Park International
Circuit Length = 2.6920 miles
Start: 12:21 Flag 12:46 End: 12:48

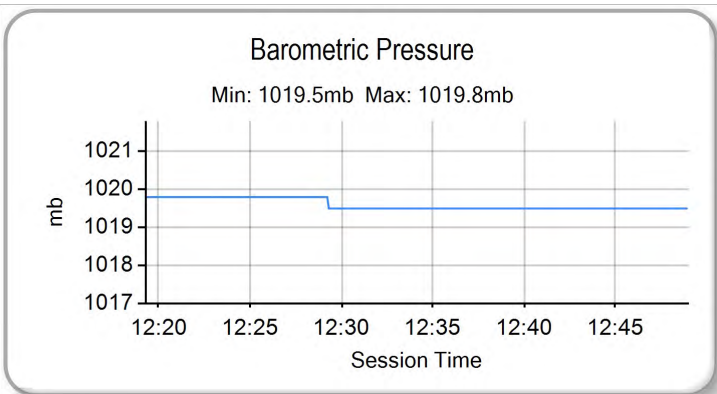
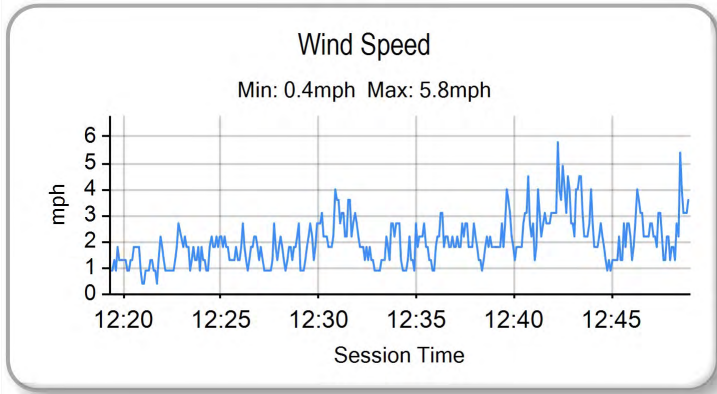
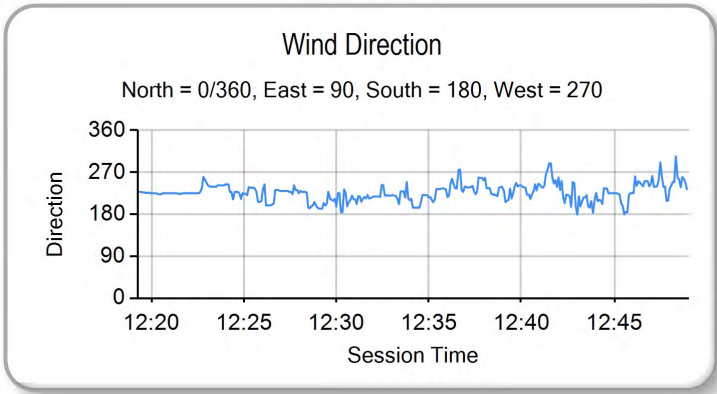
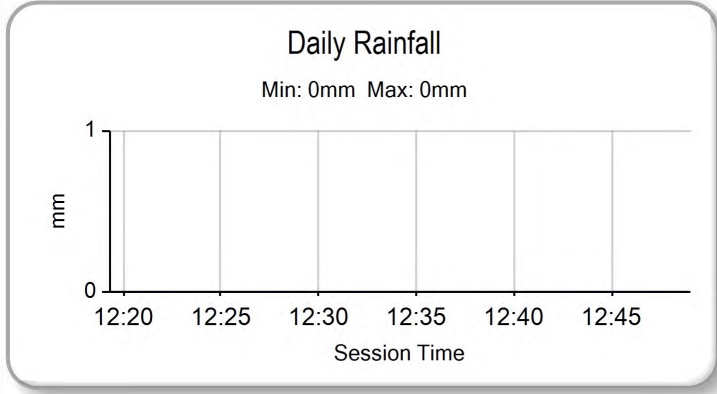
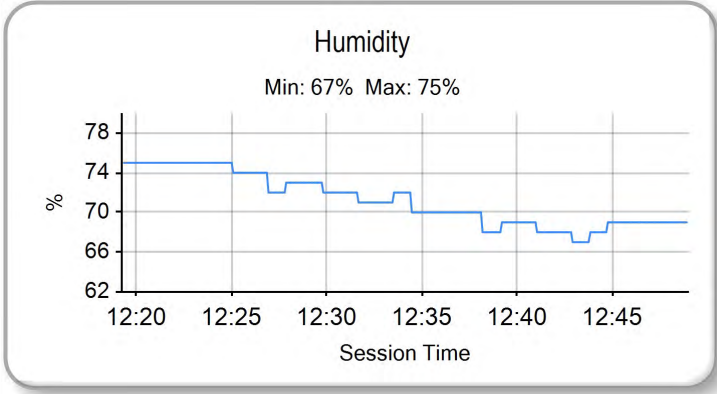
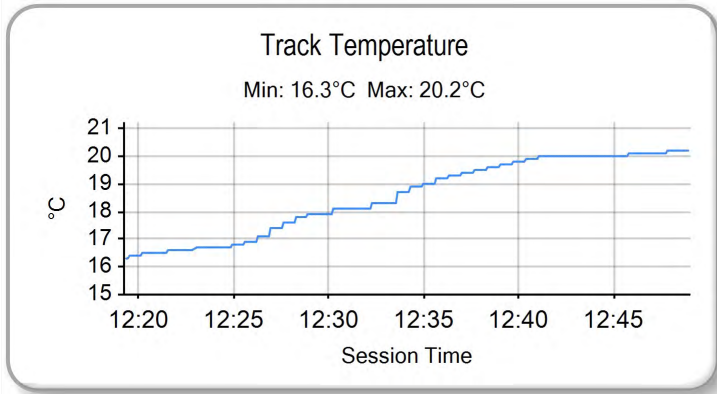
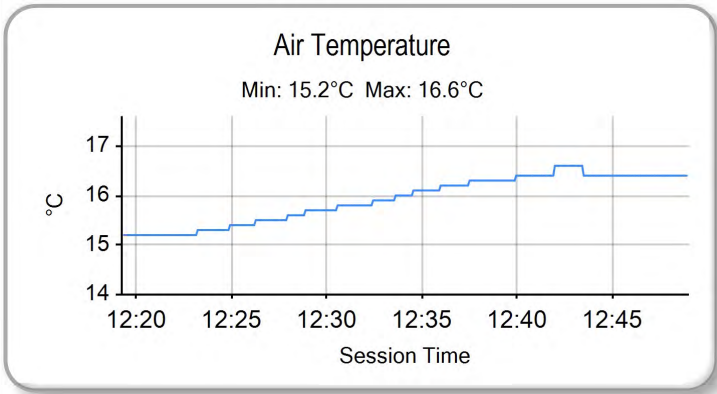
Printed - 12:51 Saturday, 15 September 2018

MCRCB BULLETIN TK106

2018 Bennetts British Superbike Championship - Round 10

2018 Pirelli National Superstock 600 Championship with Black Horse

QUALIFYING - WEATHER CONDITIONS



Weather / Track : Cloudy / Dry

Results can be found at www.tsl-timing.com

Oulton Park International
Circuit Length = 2.6920 miles
Start: 12:21 Flag 12:46 End: 12:48

Printed - 12:51 Saturday, 15 September 2018



ROW 8	24	1:46.472	27	Jamie ASHBY	23	1:45.850	17	Josh WOOD	22	1:45.786	47	Angus GOUGH		
ROW 7			21	1:45.186	44	Ewan POTTER	20	1:45.174	7	Aaron WRIGHT	19	1:44.578	14	Louis VALLELEY
ROW 6			18	1:44.513	66	Cameron FRASER	17	1:44.358	26	Adam HARTGROVE	16	1:43.589	6	Conor WHEELER
ROW 5				1:43.508	3	Mark CLAYTON	14	1:43.140	19	James ALDERSON	13	1:42.895	8	Grant NEWSTEAD
ROW 4			12	1:42.506	69	Caolán IRWIN	11	1:42.315	37	Liam DELVES	10	1:41.977	58	Cameron LEE
ROW 3				1:41.968	99	Ben LUXTON	8	1:41.948	5	Aaron CLARKE	7	1:41.645	10	Joe SHELDON-SHAW
ROW 2			6	1:41.635	2	TJ TOMS	5	1:41.632	9	Aaron CLIFFORD	4	1:41.578	55	Kevin KEYES
ROW 1				1:41.245	41	Milo WARD	2	1:41.093	11	Rory SKINNER	1	1:39.323	21	Ryan VICKERS
														Pole

Oulton Park International
Circuit Length = 2.6920 miles

These results are provisional until the conclusion of any judicial and technical matters.

Race Director :	Stewards :	Timekeeper :
-----------------	------------	--------------

Results can be found at www.britishsuperbike.com

Printed - 12:51 Saturday, 15 September 2018





FREE PRACTICE - CLASSIFICATION

POS	NO	NAME	ENTRY	TIME	ON	LAPS	GAP	DIFF	MPH
1	21	Ryan VICKERS	Yamaha - Mototechniks Yamaha	1:39.832	6	6			97.07
2	11	Rory SKINNER	Kawasaki - Bennetts Tokheim Kirkcaldy Kawasaki	1:41.348	5	6	1.516	1.516	95.62
3	41	Milo WARD	Kawasaki - G & S Racing	1:41.491	6	6	1.659	0.143	95.48
4	5	Aaron CLARKE	Yamaha - Draper Racing	1:41.953	4	6	2.121	0.462	95.05
5	55	Kevin KEYES	Kawasaki - Team #109	1:42.023	6	6	2.191	0.070	94.99
6	9	Aaron CLIFFORD	Yamaha - Clifford Racing	1:42.099	6	6	2.267	0.076	94.92
7	10	Joe SHELDON-SHAW	Kawasaki - Via Moto Racing	1:42.298	6	6	2.466	0.199	94.73
8	69	Caolán IRWIN	Yamaha - Irwin Racing	1:42.426	6	6	2.594	0.128	94.61
9	99	Ben LUXTON	Kawasaki - G & S Racing	1:42.825	4	6	2.993	0.399	94.25
10	7	Aaron WRIGHT	Yamaha - Jezaro.com	1:43.147	5	6	3.315	0.322	93.95
11	14	Louis VALLELEY	Kawasaki - Pharaoh Racing	1:43.237	3	6	3.405	0.090	93.87
12	58	Cameron LEE	Yamaha - Allied Motorsport	1:43.283	5	6	3.451	0.046	93.83
13	8	Grant NEWSTEAD	Yamaha - Morgan Price / Tinklers Racing	1:43.813	5	6	3.981	0.530	93.35
14	37	Liam DELVES	Yamaha - Team IMR	1:43.863	6	6	4.031	0.050	93.30
15	19	James ALDERSON	Triumph - R Alderson & Sons Racing	1:44.066	5	6	4.234	0.203	93.12
16	26	Adam HARTGROVE	Yamaha - Adam Hartgrove Racing	1:44.345	3	6	4.513	0.279	92.87
17	6	Conor WHEELER	Yamaha - Conor Wheeler Racing	1:44.901	5	6	5.069	0.556	92.38
18	44	Ewan POTTER	Yamaha - Jones Dorling Racing	1:45.255	5	6	5.423	0.354	92.07
19	66	Cameron FRASER	Yamaha - Jones Dorling Racing	1:45.570	6	6	5.738	0.315	91.79
20	47	Angus GOUGH	Yamaha - G Fab Racing	1:46.415	3	5	6.583	0.845	91.07
21	27	Jamie ASHBY	Yamaha - JPA Racing / Davison Transport	1:47.825	4	6	7.993	1.410	89.87

Weather / Track : Cloudy / Dry

These results are provisional until the conclusion of any judicial and technical matters.

Oulton Park International

Circuit Length = 2.6920 miles

Start: 17:55 Flag 18:05 End: 18:07

Race Director :

Stewards :

Timekeeper :

Results can be found at www.britishsuperbike.com

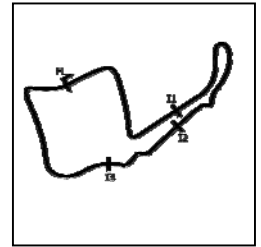
Printed - 18:08 Saturday, 15 September 2018

MCRCB BULLETIN TK172

2018 Bennetts British Superbike Championship - Round 10

2018 Pirelli National Superstock 600 Championship with Black Horse

FREE PRACTICE - SECTOR ANALYSIS



SECTOR 1 = FL to I1, SECTOR 2 = I1 to I2 SECTOR 3 = I2 to I3, SECTOR 4 = I3 to FL, DIFF = Difference To Personal Best Lap, P = Crossed Finish Line in Pit Lane, D = Time Disallowed

P1 21		Ryan VICKERS				Yamaha - Mototechniks Yamaha						
IDEAL LAP TIME : 1:39.790		BEST LAP TIME : 1:39.832				DIFFERENCE : 0.042						
LAP	SECTOR 1	SECTOR 2		SECTOR 3		SECTOR 4		LAP TIME	MPH	DIFF	TIME OF DAY	
1 -	OUTLAP	122.2	29.625	106.0	20.117	121.3	28.206	127.5			17:57:20.163	
2 -	25.777	134.4	28.303	109.6	19.749	121.5	27.809	126.6	1:41.638 (3)	95.35	1.806	17:59:01.801
3 -	24.827	135.8	28.174	110.7	30.617	109.4	28.779	126.8	1:52.397	86.22	12.565	18:00:54.198
4 -	24.886	135.2	28.058	110.1	19.782	122.2	27.493	127.3	1:40.219 (2)	96.70	0.387	18:02:34.417
5 -	25.240	136.3	28.895	112.0	19.784	122.9	27.745	127.3	1:41.664	95.32	1.832	18:04:16.081
6 -	24.700	136.1	27.961	111.2	19.636	122.6	27.535	128.3	1:39.832 (1)	97.07		18:05:55.913

P2 11		Rory SKINNER				Kawasaki - Bennetts Tokheim Kirkcaldy Kawasaki						
IDEAL LAP TIME : 1:41.174		BEST LAP TIME : 1:41.348				DIFFERENCE : 0.174						
LAP	SECTOR 1	SECTOR 2		SECTOR 3		SECTOR 4		LAP TIME	MPH	DIFF	TIME OF DAY	
1 -	OUTLAP	134.4	29.419	108.0	20.536	120.2	28.335	125.4			17:56:59.014	
2 -	25.280	135.0	28.950	109.1	20.202	120.9	35.825	114.3	1:50.257	87.89	8.909	17:58:49.271
3 -	27.098	136.6	28.719	110.7	20.274	120.4	27.904	128.0	1:43.995	93.19	2.647	18:00:33.266
4 -	25.208	136.3	28.455	110.0	19.912	120.9	27.781	128.5	1:41.356 (2)	95.61	0.008	18:02:14.622
5 -	25.175	136.6	28.597	109.2	19.763	122.0	27.813	125.9	1:41.348 (1)	95.62		18:03:55.970
6 -	25.193	136.6	28.585	108.0	19.988	120.4	27.797	127.5	1:41.563 (3)	95.42	0.215	18:05:37.533

P3 41		Milo WARD				Kawasaki - G & S Racing						
IDEAL LAP TIME : 1:41.187		BEST LAP TIME : 1:41.491				DIFFERENCE : 0.304						
LAP	SECTOR 1	SECTOR 2		SECTOR 3		SECTOR 4		LAP TIME	MPH	DIFF	TIME OF DAY	
1 -	OUTLAP	130.0	29.539	106.1	20.643	118.5	28.258	123.5			17:57:17.757	
2 -	25.551	132.6	28.863	105.6	20.210	119.1	27.907	122.6	1:42.531	94.52	1.040	17:59:00.288
3 -	25.247	132.8	28.608	108.9	20.342	119.4	27.777	124.2	1:41.974 (3)	95.03	0.483	18:00:42.262
4 -	25.104	133.1	28.888	108.4	20.092	119.4	28.041	123.5	1:42.125	94.89	0.634	18:02:24.387
5 -	25.290	131.8	28.452	107.5	19.854	118.9	27.940	123.3	1:41.536 (2)	95.44	0.045	18:04:05.923
6 -	25.213	132.1	28.533	107.3	19.922	119.1	27.823	124.0	1:41.491 (1)	95.48		18:05:47.414

P4 5		Aaron CLARKE				Yamaha - Draper Racing						
IDEAL LAP TIME : 1:41.925		BEST LAP TIME : 1:41.953				DIFFERENCE : 0.028						
LAP	SECTOR 1	SECTOR 2		SECTOR 3		SECTOR 4		LAP TIME	MPH	DIFF	TIME OF DAY	
1 -	OUTLAP	134.2	30.908	107.3	21.274	119.1	28.999	125.6			17:57:05.541	
2 -	26.016	132.6	29.503	107.5	20.418	118.9	28.544	124.5	1:44.481	92.75	2.528	17:58:50.022
3 -	25.918	133.4	29.051	107.7	20.489	120.9	28.021	126.3	1:43.479	93.65	1.526	18:00:33.501
4 -	25.209	136.3	28.787	109.1	20.166	119.4	27.791	127.0	1:41.953 (1)	95.05		18:02:15.454
5 -	25.359	134.4	29.800	107.0	20.218	119.6	28.034	126.1	1:43.411 (3)	93.71	1.458	18:03:58.865
6 -	25.352	133.9	28.770	108.5	20.155	120.0	28.254	124.9	1:42.531 (2)	94.52	0.578	18:05:41.396

P5 55		Kevin KEYES				Kawasaki - Team #109						
IDEAL LAP TIME : 1:41.773		BEST LAP TIME : 1:42.023				DIFFERENCE : 0.250						
LAP	SECTOR 1	SECTOR 2		SECTOR 3		SECTOR 4		LAP TIME	MPH	DIFF	TIME OF DAY	
1 -	OUTLAP	124.5	30.146	109.8	20.776	121.3	28.174	127.8			17:57:21.816	
2 -	25.496	136.9	29.334	110.7	20.481	122.9	27.795	130.5	1:43.106	93.99	1.083	17:59:04.922
3 -	25.228	136.3	28.945	110.1	20.120	122.0	28.009	126.1	1:42.302 (2)	94.73	0.279	18:00:47.224
4 -	25.425	135.8	28.630	110.0	20.168	120.0	28.324	127.5	1:42.547 (3)	94.50	0.524	18:02:29.771
5 -	25.254	135.8	28.933	111.4	20.594	122.0	28.087	126.6	1:42.868	94.21	0.845	18:04:12.639
6 -	25.230	133.9	28.649	110.0	20.141	120.4	28.003	127.0	1:42.023 (1)	94.99		18:05:54.662

P6 9		Aaron CLIFFORD				Yamaha - Clifford Racing						
IDEAL LAP TIME : 1:42.099		BEST LAP TIME : 1:42.099				DIFFERENCE : 0.000						
LAP	SECTOR 1	SECTOR 2		SECTOR 3		SECTOR 4		LAP TIME	MPH	DIFF	TIME OF DAY	
1 -	OUTLAP	134.2	29.529	108.7	20.728	119.8	28.449	126.3			17:57:00.645	
2 -	25.515	134.4	28.937	107.5	20.341	118.5	28.329	124.5	1:43.122	93.97	1.023	17:58:43.767
3 -	25.193	133.6	28.834	108.4	20.238	118.7	28.242	124.9	1:42.507 (2)	94.54	0.408	18:00:26.274
4 -	25.248	133.1	28.861	106.1	20.438	118.5	28.155	124.7	1:42.702 (3)	94.36	0.603	18:02:08.976
5 -	25.387	131.0	29.516	101.6	24.585	83.2	29.386	124.9	1:48.874	89.01	6.775	18:03:57.850

Weather / Track : Cloudy / Dry

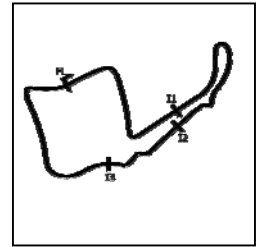
Oulton Park International
Circuit Length = 2.6920 miles
Start: 17:55 Flag 18:05 End: 18:07

MCRCB BULLETIN TK172

2018 Bennetts British Superbike Championship - Round 10

2018 Pirelli National Superstock 600 Championship with Black Horse

FREE PRACTICE - SECTOR ANALYSIS



SECTOR 1 = FL to I1, SECTOR 2 = I1 to I2 SECTOR 3 = I2 to I3, SECTOR 4 = I3 to FL, DIFF = Difference To Personal Best Lap, P = Crossed Finish Line in Pit Lane, D = Time Disallowed

6 - 25.139 135.0 28.678 109.1 20.144 120.6 28.138 124.9 1:42.099 (1) 94.92 18:05:39.949

P7 10		Joe SHELDON-SHAW				Kawasaki - Via Moto Racing						
IDEAL LAP TIME : 1:42.058		BEST LAP TIME : 1:42.298				DIFFERENCE : 0.240						
LAP	SECTOR 1	SECTOR 2		SECTOR 3		SECTOR 4		LAP TIME	MPH	DIFF	TIME OF DAY	
1 -	OUTLAP	130.5	29.830	108.5	21.087	117.3	29.143	123.1			17:57:07.097	
2 -	26.213	132.8	29.517	107.2	20.436	118.9	28.367	123.5	1:44.533	92.71	2.235	17:58:51.630
3 -	25.383	132.3	28.786	109.1	20.518	119.8	28.237	125.6	1:42.924	94.15	0.626	18:00:34.554
4 -	25.385	132.8	28.739	108.9	20.236	119.8	28.050	125.2	1:42.410 (3)	94.63	0.112	18:02:16.964
5 -	25.186	133.1	28.656	108.7	20.310	119.8	28.190	126.1	1:42.342 (2)	94.69	0.044	18:03:59.306
6 -	25.227	133.1	28.645	109.8	20.177	120.6	28.249	126.1	1:42.298 (1)	94.73		18:05:41.604

P8 69		Caolán IRWIN				Yamaha - Irwin Racing						
IDEAL LAP TIME : 1:42.426		BEST LAP TIME : 1:42.426				DIFFERENCE : 0.000						
LAP	SECTOR 1	SECTOR 2		SECTOR 3		SECTOR 4		LAP TIME	MPH	DIFF	TIME OF DAY	
1 -	OUTLAP	132.3	30.515	109.6	21.252	120.6	31.112	124.2			17:57:08.464	
2 -	25.861	135.2	29.746	102.7	21.064	122.4	37.242	113.3	1:53.913	85.07	11.487	17:59:02.377
3 -	25.821	134.7	28.999	108.9	20.476	120.9	28.274	126.6	1:43.570 (3)	93.57	1.144	18:00:45.947
4 -	25.561	135.0	28.840	109.4	20.574	120.4	28.126	126.8	1:43.101 (2)	93.99	0.675	18:02:29.048
5 -	25.578	135.5	29.232	109.1	20.992	120.6	28.218	127.3	1:44.020	93.16	1.594	18:04:13.068
6 -	25.504	135.2	28.660	109.1	20.336	121.1	27.926	127.0	1:42.426 (1)	94.61		18:05:55.494

P9 99		Ben LUXTON				Kawasaki - G & S Racing						
IDEAL LAP TIME : 1:42.593		BEST LAP TIME : 1:42.825				DIFFERENCE : 0.232						
LAP	SECTOR 1	SECTOR 2		SECTOR 3		SECTOR 4		LAP TIME	MPH	DIFF	TIME OF DAY	
1 -	OUTLAP	126.6	32.236	105.3	28.580	111.4	29.864	124.9			17:57:20.848	
2 -	25.603	136.1	29.369	108.2	20.359	119.6	28.409	125.6	1:43.740	93.41	0.915	17:59:04.588
3 -	25.547	132.3	29.314	109.1	20.374	120.0	28.181	126.6	1:43.416 (3)	93.71	0.591	18:00:48.004
4 -	25.547	135.5	28.826	108.7	20.215	120.4	28.237	127.5	1:42.825 (1)	94.25		18:02:30.829
5 -	25.757	134.7	30.353	108.4	20.945	120.6	28.528	126.8	1:45.583	91.78	2.758	18:04:16.412
6 -	25.402	135.2	28.795	108.9	20.309	120.0	28.427	125.2	1:42.933 (2)	94.15	0.108	18:05:59.345

P10 7		Aaron WRIGHT				Yamaha - Jezaro.com						
IDEAL LAP TIME : 1:43.147		BEST LAP TIME : 1:43.147				DIFFERENCE : 0.000						
LAP	SECTOR 1	SECTOR 2		SECTOR 3		SECTOR 4		LAP TIME	MPH	DIFF	TIME OF DAY	
1 -	OUTLAP	130.5	31.514	102.9	21.375	117.9	29.434	123.3			17:57:05.330	
2 -	27.096	131.5	30.349	105.8	21.172	120.2	28.838	126.3	1:47.455	90.18	4.308	17:58:52.785
3 -	26.333	133.6	29.971	105.0	20.803	118.7	28.769	125.6	1:45.876 (2)	91.53	2.729	18:00:38.661
4 -	26.283	132.6	30.253	105.5	20.964	119.6	28.711	126.3	1:46.211 (3)	91.24	3.064	18:02:24.872
5 -	25.388	135.5	29.113	108.0	20.323	120.6	28.323	125.6	1:43.147 (1)	93.95		18:04:08.019
6 -	25.843	133.9	29.921	105.6	31.937	116.5	29.084	126.1	1:56.785	82.98	13.638	18:06:04.804

P11 14		Louis VALLELEY				Kawasaki - Pharaoh Racing						
IDEAL LAP TIME : 1:43.121		BEST LAP TIME : 1:43.237				DIFFERENCE : 0.116						
LAP	SECTOR 1	SECTOR 2		SECTOR 3		SECTOR 4		LAP TIME	MPH	DIFF	TIME OF DAY	
1 -	OUTLAP	130.5	29.699	107.8	20.753	118.5	28.497	121.7			17:57:00.456	
2 -	25.862	134.2	29.039	108.9	20.312	120.6	28.266	123.3	1:43.479 (3)	93.65	0.242	17:58:43.935
3 -	25.651	133.4	29.109	109.1	20.219	117.5	28.258	123.8	1:43.237 (1)	93.87		18:00:27.172
4 -	26.181	132.3	29.356	108.7	20.415	118.9	28.226	123.8	1:44.178	93.02	0.941	18:02:11.350
5 -	25.831	132.8	29.079	107.2	20.220	118.1	28.907	122.2	1:44.037	93.15	0.800	18:03:55.387
6 -	25.783	132.3	29.025	108.7	20.242	119.8	28.255	124.5	1:43.305 (2)	93.81	0.068	18:05:38.692

P12 58		Cameron LEE				Yamaha - Allied Motorsport						
IDEAL LAP TIME : 1:42.937		BEST LAP TIME : 1:43.283				DIFFERENCE : 0.346						
LAP	SECTOR 1	SECTOR 2		SECTOR 3		SECTOR 4		LAP TIME	MPH	DIFF	TIME OF DAY	
1 -	OUTLAP	125.4	29.865	107.5	20.612	120.0	28.396	127.0			17:57:21.342	
2 -	25.376	137.7	29.463	108.5	20.479	120.6	28.193	128.3	1:43.511 (2)	93.62	0.228	17:59:04.853
3 -	25.771	135.5	29.232	110.3	20.414	122.2	28.121	114.7	1:43.538 (3)	93.60	0.255	18:00:48.391

Weather / Track : Cloudy / Dry

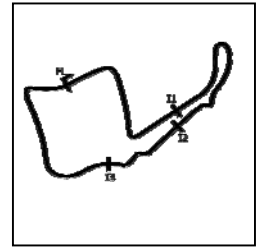
Oulton Park International
Circuit Length = 2.6920 miles
Start: 17:55 Flag 18:05 End: 18:07

MCRCB BULLETIN TK172

2018 Bennetts British Superbike Championship - Round 10

2018 Pirelli National Superstock 600 Championship with Black Horse

FREE PRACTICE - SECTOR ANALYSIS



SECTOR 1 = FL to I1, SECTOR 2 = I1 to I2 SECTOR 3 = I2 to I3, SECTOR 4 = I3 to FL, DIFF = Difference To Personal Best Lap, P = Crossed Finish Line in Pit Lane, D = Time Disallowed

4 -	27.144	134.7	29.218	109.4	20.579	120.9	28.300	125.2	1:45.241	92.08	1.958	18:02:33.632
5 -	25.688	135.2	29.123	109.6	20.317	122.6	28.155	128.0	1:43.283 (1)	93.83		18:04:16.915
6 -	25.742	137.5	29.733	110.0	20.864	120.4	28.670	126.6	1:45.009	92.29	1.726	18:06:01.924

P13	8	Grant NEWSTEAD	Yamaha - Morgan Price / Tinklers Racing										
IDEAL LAP TIME : 1:43.729		BEST LAP TIME : 1:43.813		DIFFERENCE : 0.084									
LAP	SECTOR 1	SECTOR 2	SECTOR 3	SECTOR 4	LAP TIME	MPH	DIFF	TIME OF DAY					
1 -	OUTLAP	131.0	30.776	106.5	21.201	119.4	29.259	122.9				17:57:26.262	
2 -	26.018	132.8	29.859	106.8	20.988	119.6	28.725	124.7	1:45.590	91.78	1.777	17:59:11.852	
3 -	25.900	133.6	29.549	107.8	20.760	120.9	28.921	126.8	1:45.130	92.18	1.317	18:00:56.982	
4 -	25.945	133.4	29.709	108.0	20.712	120.0	28.360	124.9	1:44.726 (3)	92.53	0.913	18:02:41.708	
5 -	25.756	132.1	29.164	108.4	20.547	119.8	28.346	124.0	1:43.813 (1)	93.35		18:04:25.521	
6 -	25.712	133.6	29.319	109.2	20.532	120.2	28.321	125.2	1:43.884	(2)	93.28	0.071	18:06:09.405

P14	37	Liam DELVES	Yamaha - Team IMR										
IDEAL LAP TIME : 1:43.828		BEST LAP TIME : 1:43.863		DIFFERENCE : 0.035									
LAP	SECTOR 1	SECTOR 2	SECTOR 3	SECTOR 4	LAP TIME	MPH	DIFF	TIME OF DAY					
1 -	OUTLAP	130.8	30.315	107.3	21.573	117.1	29.428	124.0				17:57:10.289	
2 -	26.193	134.4	29.752	108.2	21.019	119.6	28.746	125.6	1:45.710	(3)	91.67	1.847	17:58:55.999
3 -	25.800	135.0	29.437	108.9	20.781	120.6	IN PIT		1:51.523	P	86.89	7.660	18:00:47.522
4 -	OUTLAP	132.1	30.073	107.8	20.878	119.1	28.724	124.5	2:19.075		69.68	35.212	18:03:06.597
5 -	25.702	133.9	29.392	106.3	20.625	118.7	28.466	124.7	1:44.185	(2)	93.02	0.322	18:04:50.782
6 -	25.575	133.1	29.269	108.2	20.518	119.4	28.501	124.5	1:43.863 (1)	93.30			18:06:34.645

P15	19	James ALDERSON	Triumph - R Alderson & Sons Racing										
IDEAL LAP TIME : 1:44.004		BEST LAP TIME : 1:44.066		DIFFERENCE : 0.062									
LAP	SECTOR 1	SECTOR 2	SECTOR 3	SECTOR 4	LAP TIME	MPH	DIFF	TIME OF DAY					
1 -	OUTLAP	130.5	31.046	104.0	21.358	117.1	29.459	122.6				17:57:09.976	
2 -	26.215	132.8	29.883	106.5	20.637	119.1	28.797	124.2	1:45.532	91.83	1.466	17:58:55.508	
3 -	25.834	133.1	29.564	108.4	20.731	120.6	29.071	125.2	1:45.200	92.12	1.134	18:00:40.708	
4 -	26.090	132.8	29.385	107.7	20.644	118.5	28.731	124.5	1:44.850	(3)	92.43	0.784	18:02:25.558
5 -	25.516	133.4	29.289	106.6	20.485	118.5	28.776	124.2	1:44.066 (1)	93.12			18:04:09.624
6 -	25.538	132.8	29.272	107.3	20.623	118.3	28.855	124.0	1:44.288	(2)	92.92	0.222	18:05:53.912

P16	26	Adam HARTGROVE	Yamaha - Adam Hartgrove Racing										
IDEAL LAP TIME : 1:43.751		BEST LAP TIME : 1:44.345		DIFFERENCE : 0.594									
LAP	SECTOR 1	SECTOR 2	SECTOR 3	SECTOR 4	LAP TIME	MPH	DIFF	TIME OF DAY					
1 -	OUTLAP	132.1	31.086	106.5	21.319	118.5	28.981	123.8				17:57:13.428	
2 -	25.928	134.7	29.991	108.0	20.633	121.3	28.625	125.2	1:45.177	92.14	0.832	17:58:58.605	
3 -	25.535	135.2	29.790	110.0	20.712	120.0	28.308	125.9	1:44.345 (1)	92.87			18:00:42.950
4 -	25.330	137.7	29.903	109.2	20.442	120.9	28.781	124.0	1:44.456	(2)	92.77	0.111	18:02:27.406
5 -	26.145	134.4	29.671	107.7	30.381	112.0	29.394	125.9	1:55.591		83.84	11.246	18:04:22.997
6 -	25.717	133.9	29.774	105.8	20.543	121.1	28.441	124.2	1:44.475	(3)	92.76	0.130	18:06:07.472

P17	6	Conor WHEELER	Yamaha - Conor Wheeler Racing										
IDEAL LAP TIME : 1:44.884		BEST LAP TIME : 1:44.901		DIFFERENCE : 0.017									
LAP	SECTOR 1	SECTOR 2	SECTOR 3	SECTOR 4	LAP TIME	MPH	DIFF	TIME OF DAY					
1 -	OUTLAP	130.5	31.752	103.5	21.474	116.5	29.566	122.6				17:57:06.774	
2 -	26.052	132.8	30.293	107.2	20.953	115.1	29.074	124.9	1:46.372	(2)	91.10	1.471	17:58:53.146
3 -	26.077	130.5	30.092	104.8	20.990	119.4	IN PIT		1:56.060	P	83.50	11.159	18:00:49.206
4 -	OUTLAP	129.5	29.717	105.3	20.797	118.5	29.040	122.6	2:03.686		78.35	18.785	18:02:52.892
5 -	25.910	131.5	29.366	106.5	20.814	119.1	28.811	123.8	1:44.901 (1)	92.38			18:04:37.793
6 -	25.910	128.5	29.640	105.8	20.867	118.5	IN PIT		1:52.443	P	86.18	7.542	18:06:30.236

P18	44	Ewan POTTER	Yamaha - Jones Dorling Racing									
IDEAL LAP TIME : 1:45.105		BEST LAP TIME : 1:45.255		DIFFERENCE : 0.150								
LAP	SECTOR 1	SECTOR 2	SECTOR 3	SECTOR 4	LAP TIME	MPH	DIFF	TIME OF DAY				
1 -	OUTLAP	133.1	32.198	107.7	21.792	120.4	29.193	126.8				17:57:06.999

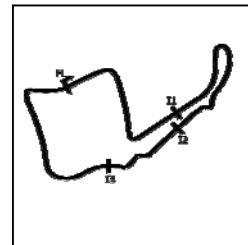
Weather / Track : Cloudy / Dry

Oulton Park International
Circuit Length = 2.6920 miles
Start: 17:55 Flag 18:05 End: 18:07

2018 Bennetts British Superbike Championship - Round 10

2018 Pirelli National Superstock 600 Championship with Black Horse

FREE PRACTICE - SECTOR ANALYSIS



SECTOR 1 = FL to I1, SECTOR 2 = I1 to I2 SECTOR 3 = I2 to I3, SECTOR 4 = I3 to FL, DIFF = Difference To Personal Best Lap, P = Crossed Finish Line in Pit Lane, D = Time Disallowed

2 -	26.510	135.8	30.417	108.9	20.940	122.6	29.164	127.0	1:47.031 (3)	90.54	1.776	17:58:54.030
3 -	26.268	134.7	30.426	107.0	20.741	122.6	IN PIT		1:56.255 P	83.36	11.000	18:00:50.285
4 -	OUTLAP	134.7	29.971	109.8	20.890	120.9	28.925	124.9	2:06.403	76.66	21.148	18:02:56.688
5 -	26.059	133.6	29.898	109.1	20.667	121.7	28.631	125.9	1:45.255 (1)	92.07		18:04:41.943
6 -	25.924	134.4	29.923	109.2	20.795	121.1	28.616	125.4	1:45.258 (2)	92.07	0.003	18:06:27.201

P19 66**Cameron FRASER**

Yamaha - Jones Dorling Racing

IDEAL LAP TIME : 1:45.325

BEST LAP TIME : 1:45.570

DIFFERENCE : 0.245

LAP	SECTOR 1	SECTOR 2	SECTOR 3	SECTOR 4	LAP TIME	MPH	DIFF	TIME OF DAY				
1 -	OUTLAP	132.3	31.406	107.2	21.512	119.4	29.439	127.0				17:57:10.978
2 -	26.019	134.4	30.388	106.8	21.143	120.9	29.131	125.6	1:46.681	90.84	1.111	17:58:57.659
3 -	25.900	135.8	30.298	106.3	21.422	121.5	28.939	126.3	1:46.559	90.94	0.989	18:00:44.218
4 -	25.847	135.2	30.169	107.0	21.135	120.6	29.215	127.0	1:46.366 (3)	91.11	0.796	18:02:30.584
5 -	25.937	135.5	30.209	108.2	20.922	121.1	29.069	126.1	1:46.137 (2)	91.30	0.567	18:04:16.721
6 -	25.815	136.3	29.770	108.0	20.801	121.3	29.184	126.3	1:45.570 (1)	91.79		18:06:02.291

P20 47**Angus GOUGH**

Yamaha - G Fab Racing

IDEAL LAP TIME : 1:46.084

BEST LAP TIME : 1:46.415

DIFFERENCE : 0.331

LAP	SECTOR 1	SECTOR 2	SECTOR 3	SECTOR 4	LAP TIME	MPH	DIFF	TIME OF DAY				
1 -	OUTLAP	130.5	31.321	105.5	21.341	118.5	29.483	122.6				17:57:05.878
2 -	26.898	132.1	30.519	107.5	21.269	119.8	29.154	124.2	1:47.840	89.86	1.425	17:58:53.718
3 -	26.419	131.8	30.157	107.3	20.892	119.6	28.947	123.5	1:46.415 (1)	91.07		18:00:40.133
4 -	26.753	131.0	30.410	107.2	20.910	119.1	29.064	123.8	1:47.137 (3)	90.45	0.722	18:02:27.270
5 -	26.356	131.0	30.074	106.6	21.276	113.7	28.837	124.0	1:46.543 (2)	90.96	0.128	18:04:13.813

P21 27**Jamie ASHBY**

Yamaha - JPA Racing / Davison Transport

IDEAL LAP TIME : 1:47.615

BEST LAP TIME : 1:47.825

DIFFERENCE : 0.210

LAP	SECTOR 1	SECTOR 2	SECTOR 3	SECTOR 4	LAP TIME	MPH	DIFF	TIME OF DAY				
1 -	OUTLAP	129.3	31.958	105.6	22.060	115.9	30.110	122.9				17:57:19.390
2 -	26.818	132.1	31.189	107.3	21.335	117.5	29.560	123.5	1:48.902	88.99	1.077	17:59:08.292
3 -	26.963	129.3	30.738	106.5	21.210	118.5	29.667	124.2	1:48.578	89.25	0.753	18:00:56.870
4 -	26.619	133.9	30.556	107.8	21.256	118.1	29.394	123.8	1:47.825 (1)	89.87		18:02:44.695
5 -	26.715	131.5	30.740	107.0	21.289	116.7	29.554	123.1	1:48.298 (3)	89.48	0.473	18:04:32.993
6 -	26.734	132.1	30.769	106.1	21.046	117.5	29.409	123.8	1:47.958 (2)	89.76	0.133	18:06:20.951

MCRCB BULLETIN TK173**2018 Bennetts British Superbike Championship - Round 10****2018 Pirelli National Superstock 600 Championship with Black Horse****FREE PRACTICE - BEST SECTORS**

SECTOR 1				SECTOR 2				SECTOR 3				SECTOR 4				IDEAL / BEST COMPARISON		
POS	NO	NAME	TIME	NO	NAME	TIME	NO	NAME	TIME	NO	NAME	TIME	NO	NAME	IDEAL	BEST	DIFF	
															PERFECT LAP		1:39.790	
1	21	VICKERS	24.700	21	VICKERS	27.961	21	VICKERS	19.636	21	VICKERS	27.493	1	21	VICKERS	1:39.790	1:39.832	0.042
2	41	WARD	25.104	41	WARD	28.452	11	SKINNER	19.763	41	WARD	27.777	2	11	SKINNER	1:41.174	1:41.348	0.174
3	9	CLIFFOR	25.139	11	SKINNER	28.455	41	WARD	19.854	11	SKINNER	27.781	3	41	WARD	1:41.187	1:41.491	0.304
4	11	SKINNER	25.175	55	KEYES	28.630	55	KEYES	20.120	5	CLARKE	27.791	4	55	KEYES	1:41.773	1:42.023	0.250
5	10	SHELDON	25.186	10	SHELDON	28.645	9	CLIFFOR	20.144	55	KEYES	27.795	5	5	CLARKE	1:41.925	1:41.953	0.028
6	5	CLARKE	25.209	69	IRWIN	28.660	5	CLARKE	20.155	69	IRWIN	27.926	6	10	SHELDON-SHAW	1:42.058	1:42.298	0.240
7	55	KEYES	25.228	9	CLIFFOR	28.678	10	SHELDON	20.177	10	SHELDON	28.050	7	9	CLIFFORD	1:42.099	1:42.099	0.000
8	26	HARTGRO	25.330	5	CLARKE	28.770	99	LUXTON	20.215	58	LEE	28.121	8	69	IRWIN	1:42.426	1:42.426	0.000
9	58	LEE	25.376	99	LUXTON	28.795	14	VALLELE	20.219	9	CLIFFOR	28.138	9	99	LUXTON	1:42.593	1:42.825	0.232
10	7	WRIGHT	25.388	14	VALLELE	29.025	58	LEE	20.317	99	LUXTON	28.181	10	58	LEE	1:42.937	1:43.283	0.346
11	99	LUXTON	25.402	7	WRIGHT	29.113	7	WRIGHT	20.323	14	VALLELE	28.226	11	14	VALLELEY	1:43.121	1:43.237	0.116
12	69	IRWIN	25.504	58	LEE	29.123	69	IRWIN	20.336	26	HARTGRO	28.308	12	7	WRIGHT	1:43.147	1:43.147	0.000
13	19	ALDERSO	25.516	8	NEWSTEA	29.164	26	HARTGRO	20.442	8	NEWSTEA	28.321	13	8	NEWSTEAD	1:43.729	1:43.813	0.084
14	37	DELVES	25.575	37	DELVES	29.269	19	ALDERSO	20.485	7	WRIGHT	28.323	14	26	HARTGROVE	1:43.751	1:44.345	0.594
15	14	VALLELE	25.651	19	ALDERSO	29.272	37	DELVES	20.518	37	DELVES	28.466	15	37	DELVES	1:43.828	1:43.863	0.035
16	8	NEWSTEA	25.712	6	WHEELER	29.366	8	NEWSTEA	20.532	44	POTTER	28.616	16	19	ALDERSON	1:44.004	1:44.066	0.062
17	66	FRASER	25.815	26	HARTGRO	29.671	44	POTTER	20.667	19	ALDERSO	28.731	17	6	WHEELER	1:44.884	1:44.901	0.017
18	6	WHEELER	25.910	66	FRASER	29.770	6	WHEELER	20.797	6	WHEELER	28.811	18	44	POTTER	1:45.105	1:45.255	0.150
19	44	POTTER	25.924	44	POTTER	29.898	66	FRASER	20.801	47	GOUGH	28.837	19	66	FRASER	1:45.325	1:45.570	0.245
20	47	GOUGH	26.356	47	GOUGH	29.999	47	GOUGH	20.892	66	FRASER	28.939	20	47	GOUGH	1:46.084	1:46.415	0.331
21	27	ASHBY	26.619	27	ASHBY	30.556	27	ASHBY	21.046	27	ASHBY	29.394	21	27	ASHBY	1:47.615	1:47.825	0.210

Weather / Track : Cloudy / Dry

Oulton Park International
Circuit Length = 2.6920 miles
Start: 17:55 Flag 18:05 End: 18:07

Results can be found at www.tsl-timing.com

Printed - 18:09 Saturday, 15 September 2018

MCRCB BULLETIN TK174**2018 Bennetts British Superbike Championship - Round 10****2018 Pirelli National Superstock 600 Championship with Black Horse****FREE PRACTICE - BEST SPEEDS**

POS	INTERMEDIATE 1			INTERMEDIATE 2			INTERMEDIATE 3			FINISH LINE		
	NO	NAME	MPH	NO	NAME	MPH	NO	NAME	MPH	NO	NAME	MPH
1	58	LEE	137.7	21	VICKERS	112.0	21	VICKERS	122.9	55	KEYES	130.5
2	26	HARTGROVE	137.7	55	KEYES	111.4	55	KEYES	122.9	11	SKINNER	128.5
3	55	KEYES	136.9	11	SKINNER	110.7	58	LEE	122.6	21	VICKERS	128.3
4	11	SKINNER	136.6	58	LEE	110.3	44	POTTER	122.6	58	LEE	128.3
5	21	VICKERS	136.3	26	HARTGROVE	110.0	69	IRWIN	122.4	99	LUXTON	127.5
6	5	CLARKE	136.3	10	SHELDON-SHAW	109.8	11	SKINNER	122.0	69	IRWIN	127.3
7	66	FRASER	136.3	44	POTTER	109.8	66	FRASER	121.5	5	CLARKE	127.0
8	99	LUXTON	136.1	69	IRWIN	109.6	26	HARTGROVE	121.3	44	POTTER	127.0
9	44	POTTER	135.8	8	NEWSTEAD	109.2	5	CLARKE	120.9	66	FRASER	127.0
10	69	IRWIN	135.5	5	CLARKE	109.1	8	NEWSTEAD	120.9	8	NEWSTEAD	126.8
11	7	WRIGHT	135.5	9	CLIFFORD	109.1	9	CLIFFORD	120.6	9	CLIFFORD	126.3
12	9	CLIFFORD	135.0	99	LUXTON	109.1	10	SHELDON-SHAW	120.6	7	WRIGHT	126.3
13	37	DELVES	135.0	14	VALLELEY	109.1	99	LUXTON	120.6	10	SHELDON-SHAW	126.1
14	14	VALLELEY	134.2	41	WARD	108.9	7	WRIGHT	120.6	26	HARTGROVE	125.9
15	27	ASHBY	133.9	37	DELVES	108.9	14	VALLELEY	120.6	37	DELVES	125.6
16	8	NEWSTEAD	133.6	19	ALDERSON	108.4	37	DELVES	120.6	19	ALDERSON	125.2
17	19	ALDERSON	133.4	66	FRASER	108.2	19	ALDERSON	120.6	6	WHEELER	124.9
18	41	WARD	133.1	7	WRIGHT	108.0	47	GOUGH	119.8	14	VALLELEY	124.5
19	10	SHELDON-SHAW	133.1	27	ASHBY	107.8	41	WARD	119.4	41	WARD	124.2
20	6	WHEELER	132.8	47	GOUGH	107.5	6	WHEELER	119.4	47	GOUGH	124.2
21	47	GOUGH	132.1	6	WHEELER	107.2	27	ASHBY	118.5	27	ASHBY	124.2

Weather / Track : Cloudy / Dry

Results can be found at www.tsl-timing.comOulton Park International
Circuit Length = 2.6920 miles
Start: 17:55 Flag 18:05 End: 18:07

Printed - 18:09 Saturday, 15 September 2018

MCRCB BULLETIN TK175

2018 Bennetts British Superbike Championship - Round 10

2018 Pirelli National Superstock 600 Championship with Black Horse

FREE PRACTICE - FASTEST LAP SEQUENCE

SESS. TIME	NO	NAME	ENTRY	TIME	MPH	LAP
3:29.974	9	Aaron CLIFFORD	Yamaha - Clifford Racing	1:43.122	93.97	2
3:46.495	41	Milo WARD	Kawasaki - G & S Racing	1:42.531	94.52	2
3:48.008	21	Ryan VICKERS	Yamaha - Mototechniks Yamaha	1:41.638	95.35	2
7:00.828	11	Rory SKINNER	Kawasaki - Bennetts Tokheim Kirkcaldy Kawasaki	1:41.356	95.61	4
7:20.624	21	Ryan VICKERS	Yamaha - Mototechniks Yamaha	1:40.219	96.70	4
10:42.120	21	Ryan VICKERS	Yamaha - Mototechniks Yamaha	1:39.832	97.07	6

Weather / Track : Cloudy / Dry

Results can be found at www.tsl-timing.com

Oulton Park International
Circuit Length = 2.6920 miles
Start: 17:55 Flag 18:05 End: 18:07

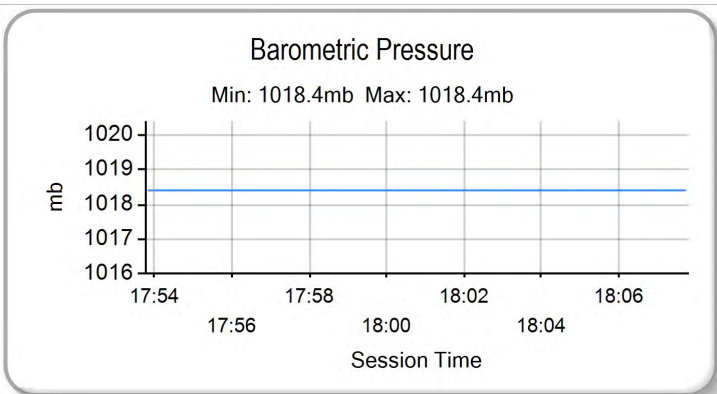
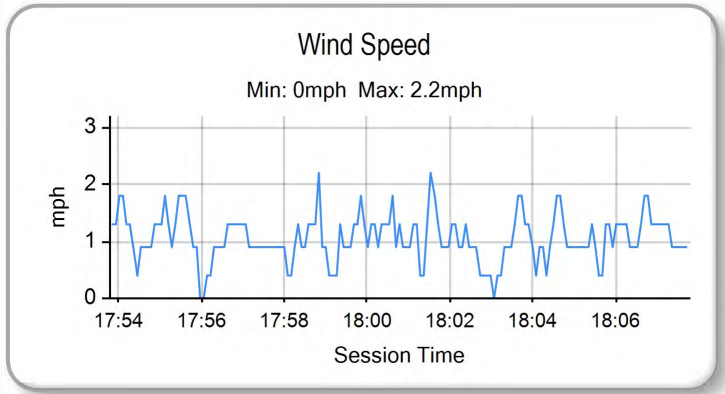
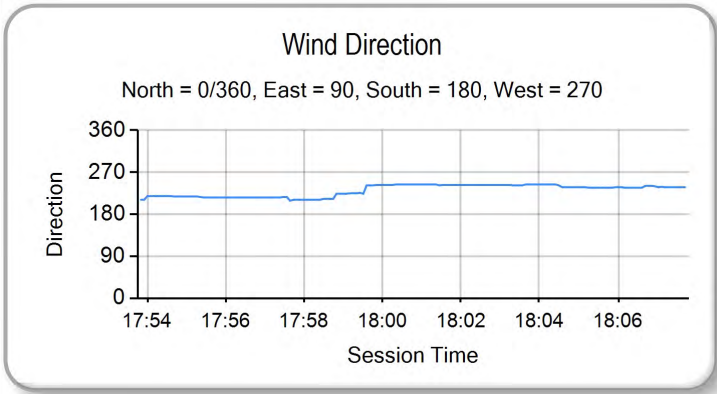
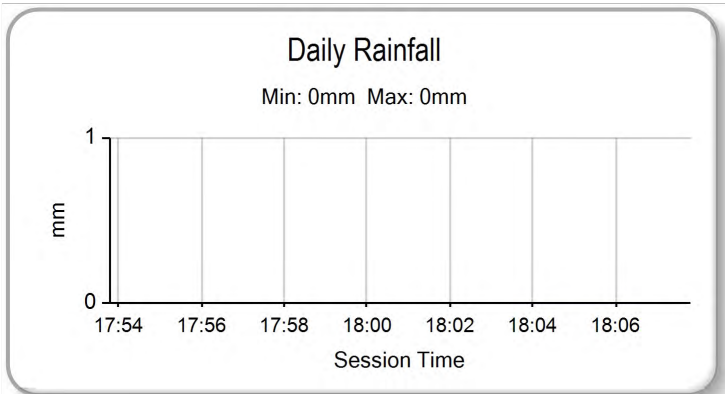
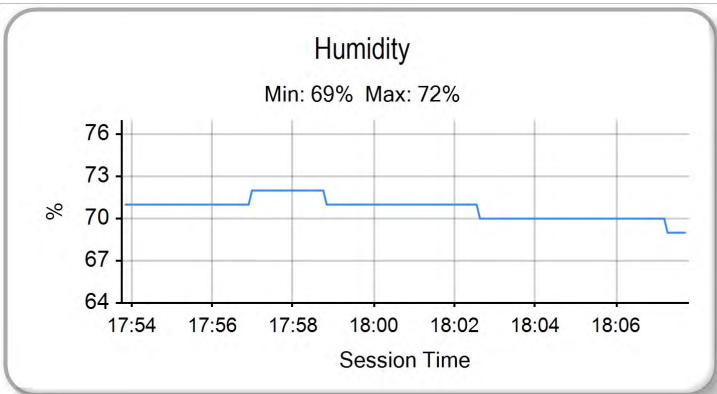
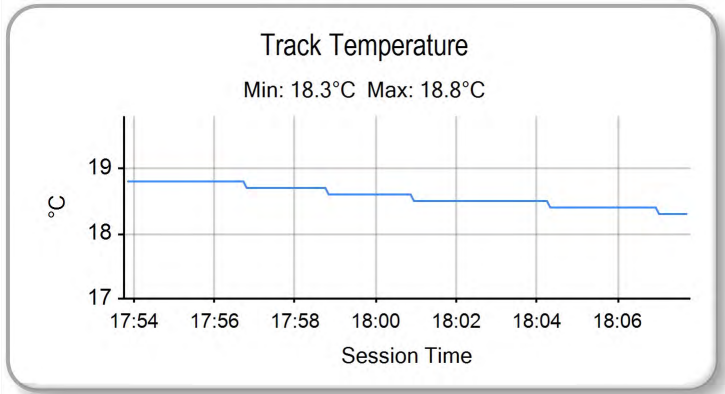
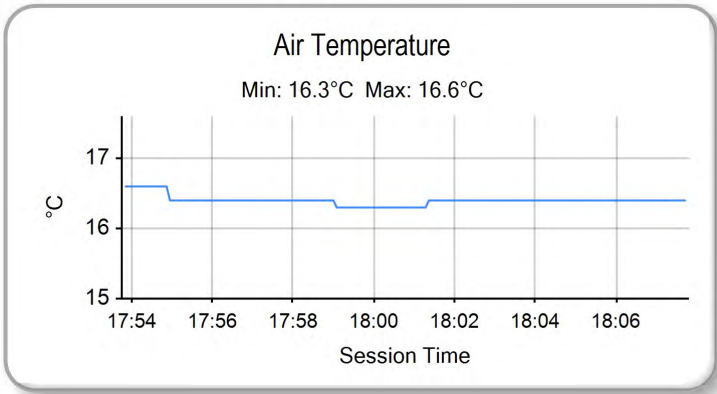
Printed - 18:09 Saturday, 15 September 2018

MCRCB BULLETIN TK176

2018 Bennetts British Superbike Championship - Round 10

2018 Pirelli National Superstock 600 Championship with Black Horse

FREE PRACTICE - WEATHER CONDITIONS



Weather / Track : Cloudy / Dry

Results can be found at www.tsl-timing.com

Oulton Park International
Circuit Length = 2.6920 miles
Start: 17:55 Flag 18:05 End: 18:07

Printed - 18:10 Saturday, 15 September 2018



ROW 8	24	1:46.472	27	Jamie ASHBY	23	1:45.850	17	Josh WOOD	22	1:45.786	47	Angus GOUGH		
ROW 7			21	1:45.186	44	Ewan POTTER	20	1:45.174	7	Aaron WRIGHT	19	1:44.578	14	Louis VALLELEY
ROW 6			18	1:44.513	66	Cameron FRASER	17	1:44.358	26	Adam HARTGROVE	16	1:43.589	6	Conor WHEELER
ROW 5				1:43.508	3	Mark CLAYTON	14	1:43.140	19	James ALDERSON	13	1:42.895	8	Grant NEWSTEAD
ROW 4			12	1:42.506	69	Caolán IRWIN	11	1:42.315	37	Liam DELVES	10	1:41.977	58	Cameron LEE
ROW 3				1:41.968	99	Ben LUXTON	8	1:41.948	5	Aaron CLARKE	7	1:41.645	10	Joe SHELDON-SHAW
ROW 2			6	1:41.635	2	TJ TOMS	5	1:41.632	9	Aaron CLIFFORD	4	1:41.578	55	Kevin KEYES
ROW 1				1:41.245	41	Milo WARD	2	1:41.093	11	Rory SKINNER	1	1:39.323	21	Ryan VICKERS
														Pole

Oulton Park International
Circuit Length = 2.6920 miles

These results are provisional until the conclusion of any judicial and technical matters.

Race Director :	Stewards :	Timekeeper :
-----------------	------------	--------------

Results can be found at www.britishsuperbike.com

Printed - 18:09 Saturday, 15 September 2018





RACE 5 - CLASSIFICATION

POS	NO	NAME	ENTRY	LAPS	TIME	GAP	DIFF	MPH	BEST	ON
1	21	Ryan VICKERS	Yamaha - Mototechniks Yamaha	12	22:23.209			86.58	1:49.924	7
2	99	Ben LUXTON	Kawasaki - G & S Racing	12	22:51.598	28.389	28.389	84.78	1:52.965	4
3	55	Kevin KEYES	Kawasaki - Team #109	12	22:56.762	33.553	5.164	84.47	1:53.066	6
4	41	Milo WARD	Kawasaki - G & S Racing	12	22:59.233	36.024	2.471	84.31	1:52.293	2
5	10	Joe SHELDON-SHAW	Kawasaki - Via Moto Racing	12	23:01.457	38.248	2.224	84.18	1:53.183	6
6	14	Louis VALLELEY	Kawasaki - Pharaoh Racing	12	23:07.068	43.859	5.611	83.84	1:54.163	7
7	58	Cameron LEE	Yamaha - Allied Motorsport	12	23:19.296	56.087	12.228	83.11	1:54.729	7
8	69	Caolán IRWIN	Yamaha - Irwin Racing	12	23:45.323	1:22.114	26.027	81.59	1:55.257	7
9	17	Josh WOOD	Kawasaki - Wood Racing	12	23:46.583	1:23.374	1.260	81.52	1:55.857	6
10	5	Aaron CLARKE	Yamaha - Draper Racing	12	23:48.366	1:25.157	1.783	81.41	1:57.327	8
11	8	Grant NEWSTEAD	Yamaha - Morgan Price / Tinklers Racing	12	23:49.339	1:26.130	0.973	81.36	1:56.834	6
12	37	Liam DELVES	Yamaha - Team IMR	12	23:53.159	1:29.950	3.820	81.14	1:57.800	7
13	6	Conor WHEELER	Yamaha - Conor Wheeler Racing	12	23:57.161	1:33.952	4.002	80.92	1:57.304	3
14	3	Mark CLAYTON	Yamaha - KSM Racing	12	24:14.685	1:51.476	17.524	79.94	1:58.807	7
15	9	Aaron CLIFFORD	Yamaha - Clifford Racing	12	24:16.225	1:53.016	1.540	79.86	1:57.751	7
16	7	Aaron WRIGHT	Yamaha - Jezaro.com	12	24:16.476	1:53.267	0.251	79.84	1:57.887	7
17	26	Adam HARTGROVE	Yamaha - Adam Hartgrove Racing	12	24:25.490	2:02.281	9.014	79.35	1:59.539	6
18	66	Cameron FRASER	Yamaha - Jones Dorling Racing	11	22:45.348	1 Lap	1 Lap	78.07	2:00.036	6
19	27	Jamie ASHBY	Yamaha - JPA Racing / Davison Transport	11	23:15.191	1 Lap	29.843	76.40	2:03.715	2

NOT CLASSIFIED

DNF	11	Rory SKINNER	Kawasaki - Bennetts Tokheim Kirkcaldy Kawasaki	8	14:52.556	4 Laps	3 Laps	86.86	1:50.005	6
DNF	44	Ewan POTTER	Yamaha - Jones Dorling Racing	6	12:22.029	6 Laps	2 Laps	78.36	1:59.612	6
DNF	2	TJ TOMS	Kawasaki - Squidge Racing	3	5:49.476	9 Laps	3 Laps	83.19	1:53.524	3
DNF	47	Angus GOUGH	Yamaha - G Fab Racing	3	6:37.580	9 Laps	48.104	73.12	2:07.426	2
DNF	19	James ALDERSON	Triumph - R Alderson & Sons Racing	0						

FASTEST LAP

21	Ryan VICKERS	Yamaha - Mototechniks Yamaha	7	1:49.924	88.16 mph	141.88 kph
----	--------------	------------------------------	---	----------	-----------	------------

Weather / Track : Rain / Wet

These results are provisional until the conclusion of any judicial and technical matters.

Oulton Park International

Circuit Length = 2.6920 miles

Start: 12:53 Flag 13:15 End: 13:18

Race Director :	Stewards :	Timekeeper :
-----------------	------------	--------------

Results can be found at www.britishsuperbike.com

Printed - 13:18 Sunday, 16 September 2018

MCRCB BULLETIN TK209

2018 Bennetts British Superbike Championship - Round 10

2018 Pirelli National Superstock 600 Championship with Black Horse

RACE 5 - LAP CHART

LAP 1 @ 12:55:22.991

NO	BEHIND	LAP TIME
11		1:56.300
21	0.585	1:56.885
41	1.066	1:57.366
99	2.301	1:58.601
55	3.711	2:00.011
10	4.662	2:00.962
2	4.822	2:01.122
14	5.034	2:01.334
9	6.244	2:02.544
69	6.498	2:02.798
5	6.874	2:03.174
58	7.116	2:03.416
8	8.013	2:04.313
37	9.168	2:05.468
17	10.174	2:06.474
6	10.244	2:06.544
26	11.452	2:07.752
7	12.887	2:09.187
3	13.937	2:10.237
66	14.932	2:11.232
44	15.253	2:11.553
47	15.456	2:11.756
27	25.784	2:22.084

LAP 2 @ 12:57:14.088

NO	BEHIND	LAP TIME
11		1:51.097
21	0.845	1:51.357
41	2.262	1:52.293
99	4.346	1:53.142
55	6.399	1:53.785
10	8.303	1:54.738
2	8.555	1:54.830
14	9.223	1:55.286
9	13.519	1:58.372
5	13.772	1:57.995
58	13.802	1:57.783
8	15.733	1:58.817
6	16.631	1:57.484
37	16.757	1:58.686
69	18.074	2:02.673
17	19.198	2:00.121
26	21.580	2:01.225
7	22.415	2:00.625
3	24.097	2:01.257
66	27.628	2:03.793
44	28.033	2:03.877
47	31.785	2:07.426
27	38.402	2:03.715

LAP 3 @ 12:59:05.212

NO	BEHIND	LAP TIME
11		1:51.124
21	0.566	1:50.845
41	4.812	1:53.674
99	6.257	1:53.035
55	9.896	1:54.621
10	10.713	1:53.534
2	10.955	1:53.524
14	13.216	1:55.117
58	20.541	1:57.863

5	21.531	1:58.883
9	22.224	1:59.829
8	22.641	1:58.032
6	22.811	1:57.304
69	23.794	1:56.844
37	24.421	1:58.788
17	26.142	1:58.068
26	30.083	1:59.627
3	33.422	2:00.449
7	34.400	2:03.109
66	39.847	2:03.343
44	40.001	2:03.092
27	52.383	2:05.105
47	59.059	2:18.398 P

LAP 4 @ 13:00:56.025

NO	BEHIND	LAP TIME
11		1:50.813
21	0.239	1:50.486
41	7.972	1:53.973
99	8.409	1:52.965
55	13.348	1:54.265
10	13.660	1:53.760
14	17.626	1:55.223
58	26.537	1:56.809
5	29.114	1:58.396
6	29.434	1:57.436
9	29.693	1:58.282
69	29.963	1:56.982
8	30.523	1:58.695
37	32.354	1:58.746
17	33.416	1:58.087
26	39.743	2:00.473
3	42.760	2:00.151
7	43.349	1:59.762
66	51.510	2:02.476
44	51.695	2:02.507
27	1:05.503	2:03.933

LAP 5 @ 13:02:46.939

NO	BEHIND	LAP TIME
11		1:50.914
21	0.263	1:50.938
99	10.966	1:53.471
41	11.136	1:54.078
10	16.851	1:54.105
55	17.133	1:54.699
14	21.983	1:55.271
58	30.560	1:54.937
69	36.423	1:57.374
5	36.499	1:58.299
6	37.058	1:58.538
9	37.721	1:58.942
8	38.050	1:58.441
17	39.349	1:56.847
37	39.469	1:58.029
26	48.630	1:59.801
3	51.641	1:59.795
7	52.027	1:59.592
44	1:02.169	2:01.388
66	1:02.760	2:02.164
27	1:18.887	2:04.298

LAP 6 @ 13:04:36.944

NO	BEHIND	LAP TIME
11		1:50.005
21	0.473	1:50.215
41	15.411	1:54.280
99	15.631	1:54.670
10	20.029	1:53.183
55	20.194	1:53.066
14	26.691	1:54.713
58	35.296	1:54.741
69	42.618	1:56.200
5	44.250	1:57.756
6	44.716	1:57.663
8	44.879	1:56.834
17	45.201	1:55.857
9	46.369	1:58.653
37	47.428	1:57.964
26	58.164	1:59.539
3	1:00.584	1:58.948
7	1:00.972	1:58.950
44	1:11.776	1:59.612
66	1:12.791	2:00.036
27	1:33.226	2:04.344

LAP 7 @ 13:06:27.341

NO	BEHIND	LAP TIME
21		1:49.924
11	0.958	1:51.355
99	18.429	1:53.195
41	18.700	1:53.686
55	23.399	1:53.602
10	23.923	1:54.291
14	30.457	1:54.163
58	39.628	1:54.729
69	47.478	1:55.257
17	51.411	1:56.607
5	51.962	1:58.109
6	52.352	1:58.033
8	52.825	1:58.343
9	53.723	1:57.751
37	54.831	1:57.800
7	1:08.462	1:57.887
26	1:08.838	2:01.071
3	1:08.994	1:58.807
66	1:26.042	2:03.648
27	1:47.353	2:04.524

LAP 8 @ 13:08:17.648

NO	BEHIND	LAP TIME
21		1:50.307
11	1.599	1:50.948
99	22.253	1:54.131
41	23.886	1:55.493
55	27.086	1:53.994
10	28.006	1:54.390
14	34.596	1:54.446
58	44.423	1:55.102
69	54.107	1:56.936
17	58.080	1:56.976
5	58.982	1:57.327
6	59.743	1:57.698
8	1:00.490	1:57.972
9	1:02.340	1:58.924

37	1:02.755	1:58.231
7	1:19.464	2:01.309
3	1:19.549	2:00.862
26	1:20.002	2:01.471
66	1:40.880	2:05.145

LAP 9 @ 13:10:08.785

NO	BEHIND	LAP TIME
21		1:51.137
27	1 Lap	2:06.230
99	24.826	1:53.710
41	28.901	1:56.152
55	29.960	1:54.011
10	31.606	1:54.737
14	39.158	1:55.699
58	49.188	1:55.902
69	1:00.742	1:57.772
17	1:05.221	1:58.278
5	1:07.245	1:59.400
8	1:08.638	1:59.285
37	1:11.270	1:59.652
6	1:13.589	2:04.983
9	1:16.735	2:05.532
3	1:29.554	2:01.142
7	1:31.651	2:03.324
26	1:31.994	2:03.129

LAP 10 @ 13:12:00.962

NO	BEHIND	LAP TIME
21		1:52.177
66	1 Lap	2:05.479
27	1 Lap	2:06.823
99	27.326	1:54.677
55	33.284	1:55.501
41	33.543	1:56.819
10	34.551	1:55.122
14	41.519	1:54.538
58	53.383	1:56.372
69	1:07.400	1:58.835
17	1:12.000	1:58.956
5	1:15.736	2:00.668
8	1:16.059	1:59.598
37	1:17.926	1:58.833
6	1:22.112	2:00.700
9	1:31.411	2:06.853
3	1:37.879	2:00.502
7	1:40.146	2:00.672
26	1:42.728	2:02.911

LAP 11 @ 13:13:54.389

NO	BEHIND	LAP TIME
21		1:53.427
66	1 Lap	2:04.757
99	28.560	1:54.661
55	34.296	1:54.439
41	36.400	1:56.284
10	37.644	1:56.520
27	1 Lap	2:06.503
14	43.383	1:55.291
58	54.938	1:54.982
69	1:14.756	2:00.783
17	1:18.444	1:59.871
5	1:21.257	1:58.948

8	1:21.969	1:59.337
37	1:24.668	2:00.169
6	1:29.486	2:00.801
9	1:42.844	2:04.860
3	1:44.856	2:00.404
7	1:48.417	2:01.698
26	1:52.758	2:03.457

LAP 12 @ 13:15:49.900

NO	BEHIND	LAP TIME
21		1:55.511
66	1 Lap	2:03.275
99	28.389	1:55.340
55	33.553	1:54.768
41	36.024	1:55.135
10	38.248	1:56.115
14	43.859	1:55.987
27	1 Lap	2:07.632
58	56.087	1:56.660
69	1:22.114	2:02.869
17	1:23.374	2:00.441
5	1:25.157	1:59.411
8	1:26.130	1:59.672
37	1:29.950	2:00.793
6	1:33.952	1:59.977
3	1:51.476	2:02.131
9	1:53.016	2:05.683
7	1:53.267	2:00.361
26	2:02.281	2:05.034

Weather / Track : Rain / Wet

Oulton Park International
Circuit Length = 2.6920 miles
Start: 12:53 Flag 13:15 End: 13:18

MCRCB BULLETIN TK210

2018 Bennetts British Superbike Championship - Round 10

2018 Pirelli National Superstock 600 Championship with Black Horse

RACE 5 - POSITION CHART

No	Name	Lap												
		Pos	1	2	3	4	5	6	7	8	9	10	11	12
21	VICKERS	1	11	11	11	11	11	11	21	21	21	21	21	21
11	SKINNER	2	21	21	21	21	21	21	11	11	99	99	99	99
41	WARD	3	41	41	41	41	99	41	99	99	41	55	55	55
55	KEYES	4	99	99	99	99	41	99	41	41	55	41	41	41
9	CLIFFORD	5	55	55	55	55	10	10	55	55	10	10	10	10
2	TOMS	6	10	10	10	10	55	55	10	10	14	14	14	14
10	SHELDON-SHAW	7	2	2	2	14	14	14	14	14	58	58	58	58
5	CLARKE	8	14	14	14	58	58	58	58	58	69	69	69	69
99	LUXTON	9	9	9	58	5	69	69	69	69	17	17	17	17
58	LEE	10	69	5	5	6	5	5	17	17	5	5	5	5
37	DELVES	11	5	58	9	9	6	6	5	5	8	8	8	8
69	IRWIN	12	58	8	8	69	9	8	6	6	37	37	37	37
8	NEWSTEAD	13	8	6	6	8	8	17	8	8	6	6	6	6
19	ALDERSON	14	37	37	69	37	17	9	9	9	9	9	9	3
3	CLAYTON	15	17	69	37	17	37	37	37	37	3	3	3	9
6	WHEELER	16	6	17	17	26	26	26	7	7	7	7	7	7
26	HARTGROVE	17	26	26	26	3	3	3	26	3	26	26	26	26
66	FRASER	18	7	7	3	7	7	7	3	26	66	66	66	
14	VALLELEY	19	3	3	7	66	44	44	66	66	27	27	27	
7	WRIGHT	20	66	66	66	44	66	66	27	27				
44	POTTER	21	44	44	44	27	27	27						
47	GOUGH	22	47	47	27									
17	WOOD	23	27	27	47									
27	ASHBY	24												

Weather / Track : Rain / Wet

Results can be found at www.tsl-timing.com

Oulton Park International
 Circuit Length = 2.6920 miles
 Start: 12:53 Flag 13:15 End: 13:18

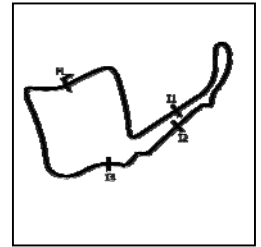
Printed - 13:20 Sunday, 16 September 2018

MCRCB BULLETIN TK211

2018 Bennetts British Superbike Championship - Round 10

2018 Pirelli National Superstock 600 Championship with Black Horse

RACE 5 - SECTOR ANALYSIS



SECTOR 1 = FL to I1, SECTOR 2 = I1 to I2 SECTOR 3 = I2 to I3, SECTOR 4 = I3 to FL, DIFF = Difference To Personal Best Lap, P = Crossed Finish Line in Pit Lane, D = Time Disallowed

P1 21		Ryan VICKERS				Yamaha - Mototechniks Yamaha						
IDEAL LAP TIME : 1:49.687		BEST LAP TIME : 1:49.924				DIFFERENCE : 0.237						
LAP	SECTOR 1	SECTOR 2	SECTOR 3	SECTOR 4	LAP TIME	MPH	DIFF	TIME OF DAY				
1 -		131.8	31.100	105.8	22.520	115.9	30.949	124.7	1:56.885	82.91	6.961	12:55:23.576
2 -	27.485	132.1	31.151	105.1	22.395	116.7	30.326	123.5	1:51.357	87.02	1.433	12:57:14.933
3 -	26.975	133.1	31.117	101.2	22.486	116.5	30.267	124.2	1:50.845	87.43	0.921	12:59:05.778
4 -	26.848	133.9	30.864	104.6	22.345	116.5	30.429	125.9	1:50.486	87.71	0.562	13:00:56.264
5 -	26.875	133.4	31.276	104.8	22.285	115.3	30.502	124.7	1:50.938	87.35	1.014	13:02:47.202
6 -	26.746	133.9	30.856	104.3	22.491	117.9	30.122	124.5	1:50.215 (2)	87.93	0.291	13:04:37.417
7 -	26.568	133.9	30.712	105.1	22.522	114.5	30.122	124.0	1:49.924 (1)	88.16		13:06:27.341
8 -	26.835	132.1	30.732	103.4	22.616	114.5	30.124	124.5	1:50.307 (3)	87.85	0.383	13:08:17.648
9 -	27.031	130.3	30.905	103.8	22.828	113.1	30.373	123.3	1:51.137	87.20	1.213	13:10:08.785
10 -	27.249	131.3	31.169	103.5	22.838	115.3	30.921	123.1	1:52.177	86.39	2.253	13:12:00.962
11 -	27.850	131.8	31.687	103.4	23.003	111.1	30.887	122.9	1:53.427	85.44	3.503	13:13:54.389
12 -	28.026	131.5	32.038	103.2	23.321	112.7	32.126	108.0	1:55.511	83.89	5.587	13:15:49.900

P2 99		Ben LUXTON				Kawasaki - G & S Racing						
IDEAL LAP TIME : 1:52.583		BEST LAP TIME : 1:52.965				DIFFERENCE : 0.382						
LAP	SECTOR 1	SECTOR 2	SECTOR 3	SECTOR 4	LAP TIME	MPH	DIFF	TIME OF DAY				
1 -		131.0	32.169	102.6	22.361	114.9	30.877	122.9	1:58.601	81.71	5.636	12:55:25.292
2 -	27.994	130.8	31.819	103.4	22.377	115.7	30.952	122.6	1:53.142 (3)	85.65	0.177	12:57:18.434
3 -	28.091	131.0	31.547	103.2	22.394	115.1	31.003	122.6	1:53.035 (2)	85.73	0.070	12:59:11.469
4 -	28.142	132.1	31.586	103.7	22.273	115.5	30.964	123.5	1:52.965 (1)	85.79		13:01:04.434
5 -	28.085	131.8	31.695	104.2	22.564	115.3	31.127	122.4	1:53.471	85.40	0.506	13:02:57.905
6 -	28.874	131.3	32.247	104.3	22.467	117.3	31.082	123.3	1:54.670	84.51	1.705	13:04:52.575
7 -	28.133	131.5	31.852	105.1	22.378	115.9	30.832	123.3	1:53.195	85.61	0.230	13:06:45.770
8 -	28.743	129.3	32.252	103.5	22.366	115.5	30.770	121.7	1:54.131	84.91	1.166	13:08:39.901
9 -	27.993	130.8	31.778	103.5	22.441	115.5	31.498	120.0	1:53.710	85.22	0.745	13:10:33.611
10 -	28.427	130.5	32.021	102.4	22.743	113.5	31.486	121.1	1:54.677	84.50	1.712	13:12:28.288
11 -	29.091	130.0	31.794	102.6	22.596	112.5	31.180	120.6	1:54.661	84.52	1.696	13:14:22.949
12 -	28.563	128.8	32.387	101.0	22.912	113.1	31.478	119.4	1:55.340	84.02	2.375	13:16:18.289

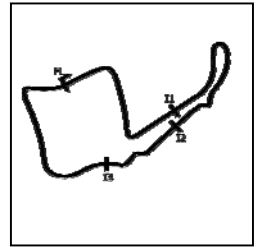
P3 55		Kevin KEYES				Kawasaki - Team #109						
IDEAL LAP TIME : 1:52.857		BEST LAP TIME : 1:53.066				DIFFERENCE : 0.209						
LAP	SECTOR 1	SECTOR 2	SECTOR 3	SECTOR 4	LAP TIME	MPH	DIFF	TIME OF DAY				
1 -		132.8	32.940	104.5	22.957	112.2	31.343	124.5	2:00.011	80.75	6.945	12:55:26.702
2 -	27.904	131.8	32.004	103.8	22.690	116.1	31.187	123.5	1:53.785 (3)	85.17	0.719	12:57:20.487
3 -	27.856	132.1	32.558	102.7	23.058	115.9	31.149	123.5	1:54.621	84.55	1.555	12:59:15.108
4 -	27.863	132.3	32.215	102.6	22.905	115.9	31.282	124.7	1:54.265	84.81	1.199	13:01:09.373
5 -	28.107	131.3	32.216	103.2	22.920	116.5	31.456	124.9	1:54.699	84.49	1.633	13:03:04.072
6 -	27.419	133.6	32.173	101.8	22.671	117.7	30.803	125.2	1:53.066 (1)	85.71		13:04:57.138
7 -	27.732	131.3	32.000	102.4	22.974	116.7	30.896	124.0	1:53.602 (2)	85.30	0.536	13:06:50.740
8 -	27.861	130.5	31.964	103.2	22.997	116.1	31.172	123.3	1:53.994	85.01	0.928	13:08:44.734
9 -	27.728	131.5	32.182	102.7	22.793	115.7	31.308	122.9	1:54.011	85.00	0.945	13:10:38.745
10 -	28.016	132.1	32.935	104.2	22.961	115.1	31.589	122.0	1:55.501	83.90	2.435	13:12:34.246
11 -	28.010	131.8	32.364	101.6	22.874	113.5	31.191	122.2	1:54.439	84.68	1.373	13:14:28.685
12 -	27.968	130.8	32.318	100.7	23.192	111.4	31.290	120.9	1:54.768	84.44	1.702	13:16:23.453

P4 41		Milo WARD				Kawasaki - G & S Racing						
IDEAL LAP TIME : 1:52.000		BEST LAP TIME : 1:52.293				DIFFERENCE : 0.293						
LAP	SECTOR 1	SECTOR 2	SECTOR 3	SECTOR 4	LAP TIME	MPH	DIFF	TIME OF DAY				
1 -		129.0	31.533	102.7	22.433	112.9	30.839	121.5	1:57.366	82.57	5.073	12:55:24.057
2 -	27.735	128.8	31.678	101.8	22.205	112.7	30.675	120.6	1:52.293 (1)	86.30		12:57:16.350
3 -	27.587	128.5	31.760	101.5	22.709	110.0	31.618	118.7	1:53.674 (2)	85.25	1.381	12:59:10.024
4 -	28.051	127.5	31.766	100.9	22.603	111.8	31.553	118.9	1:53.973	85.03	1.680	13:01:03.997
5 -	28.076	128.0	31.810	102.4	22.716	112.4	31.476	119.4	1:54.078	84.95	1.785	13:02:58.075
6 -	28.644	127.5	31.992	101.9	22.642	112.4	31.002	119.4	1:54.280	84.80	1.987	13:04:52.355
7 -	28.191	126.8	31.811	102.2	22.483	112.2	31.201	120.4	1:53.686 (3)	85.24	1.393	13:06:46.041
8 -	28.492	126.3	32.490	102.4	22.926	108.7	31.585	117.5	1:55.493	83.91	3.200	13:08:41.534
9 -	28.216	127.5	32.627	101.2	22.982	110.0	32.327	114.3	1:56.152	83.43	3.859	13:10:37.686

Weather / Track : Rain / Wet

Oulton Park International
Circuit Length = 2.6920 miles
Start: 12:53 Flag 13:15 End: 13:18

RACE 5 - SECTOR ANALYSIS



SECTOR 1 = FL to I1, SECTOR 2 = I1 to I2 SECTOR 3 = I2 to I3, SECTOR 4 = I3 to FL, DIFF = Difference To Personal Best Lap, P = Crossed Finish Line in Pit Lane, D = Time Disallowed

10 -	28.797	125.9	32.884	100.4	23.068	109.8	32.070	117.9	1:56.819	82.95	4.526	13:12:34.505
11 -	29.058	127.5	32.477	101.0	23.229	108.9	31.520	117.9	1:56.284	83.34	3.991	13:14:30.789
12 -	28.108	127.3	32.524	99.8	23.056	110.3	31.447	118.7	1:55.135	84.17	2.842	13:16:25.924

P5		10		Joe SHELDON-SHAW				Kawasaki - Via Moto Racing								
IDEAL LAP TIME :		1:52.938		BEST LAP TIME :				1:53.183					DIFFERENCE :		0.245	
LAP	SECTOR 1	SECTOR 2	SECTOR 3	SECTOR 4	LAP TIME	MPH	DIFF	TIME OF DAY								
1 -		129.5	32.782	103.4	23.411	111.6	31.688	122.2	2:00.962	80.11	7.779	12:55:27.653				
2 -	28.096	127.8	32.277	103.7	23.084	113.1	31.281	121.7	1:54.738	84.46	1.555	12:57:22.391				
3 -	27.670	129.3	31.980	102.7	23.107	115.1	30.777	122.9	1:53.534 (2)	85.36	0.351	12:59:15.925				
4 -	27.596	130.0	31.871	103.8	22.894	113.5	31.399	122.4	1:53.760 (3)	85.19	0.577	13:01:09.685				
5 -	27.998	127.3	32.285	104.3	22.872	114.7	30.950	122.6	1:54.105	84.93	0.922	13:03:03.790				
6 -	27.460	129.0	31.929	103.5	22.830	114.3	30.964	121.5	1:53.183 (1)	85.62		13:04:56.973				
7 -	28.232	129.0	32.039	102.1	22.873	114.7	31.147	122.4	1:54.291	84.79	1.108	13:06:51.264				
8 -	27.933	128.3	32.097	103.2	22.970	113.5	31.390	121.5	1:54.390	84.72	1.207	13:08:45.654				
9 -	28.072	129.5	32.028	101.9	22.927	114.5	31.710	120.2	1:54.737	84.46	1.554	13:10:40.391				
10 -	28.173	129.3	32.064	103.5	22.842	112.5	32.043	117.9	1:55.122	84.18	1.939	13:12:35.513				
11 -	28.641	128.8	32.398	102.4	23.445	105.6	32.036	118.9	1:56.520	83.17	3.337	13:14:32.033				
12 -	28.148	128.3	32.348	100.6	23.644	112.0	31.975	120.2	1:56.115	83.46	2.932	13:16:28.148				

P6		14		Louis VALLELEY				Kawasaki - Pharaoh Racing								
IDEAL LAP TIME :		1:53.922		BEST LAP TIME :				1:54.163					DIFFERENCE :		0.241	
LAP	SECTOR 1	SECTOR 2	SECTOR 3	SECTOR 4	LAP TIME	MPH	DIFF	TIME OF DAY								
1 -		131.0	32.694	105.6	23.060	114.1	31.719	124.0	2:01.334	79.87	7.171	12:55:28.025				
2 -	28.197	132.3	32.583	104.5	23.262	112.7	31.244	123.3	1:55.286	84.06	1.123	12:57:23.311				
3 -	28.233	131.5	32.503	104.0	23.269	114.1	31.112	122.0	1:55.117	84.18	0.954	12:59:18.428				
4 -	28.116	131.0	32.802	103.2	23.138	113.5	31.167	122.9	1:55.223	84.10	1.060	13:01:13.651				
5 -	28.282	130.0	32.748	103.5	23.039	111.4	31.202	122.9	1:55.271	84.07	1.108	13:03:08.922				
6 -	28.294	129.3	32.627	103.4	22.739	113.7	31.053	122.9	1:54.713	84.48	0.550	13:05:03.635				
7 -	28.114	129.3	32.323	102.9	22.828	113.3	30.898	122.4	1:54.163 (1)	84.89		13:06:57.798				
8 -	28.109	128.8	32.628	102.9	22.861	113.5	30.848	122.2	1:54.446 (2)	84.68	0.283	13:08:52.244				
9 -	28.318	129.0	32.923	103.0	22.989	113.1	31.469	121.1	1:55.699	83.76	1.536	13:10:47.943				
10 -	28.333	130.0	32.576	103.2	22.642	112.7	30.987	121.7	1:54.538 (3)	84.61	0.375	13:12:42.481				
11 -	28.377	129.0	32.644	103.0	22.856	113.3	31.414	121.7	1:55.291	84.05	1.128	13:14:37.772				
12 -	28.633	126.1	33.171	102.6	23.147	112.5	31.036	121.7	1:55.987	83.55	1.824	13:16:33.759				

P7		58		Cameron LEE				Yamaha - Allied Motorsport								
IDEAL LAP TIME :		1:54.411		BEST LAP TIME :				1:54.729					DIFFERENCE :		0.318	
LAP	SECTOR 1	SECTOR 2	SECTOR 3	SECTOR 4	LAP TIME	MPH	DIFF	TIME OF DAY								
1 -		128.5	33.609	105.5	23.384	116.1	32.203	124.5	2:03.416	78.52	8.687	12:55:30.107				
2 -	28.692	133.4	33.040	105.1	23.451	112.7	32.600	123.1	1:57.783	82.28	3.054	12:57:27.890				
3 -	28.922	130.3	33.136	104.6	23.734	114.9	32.071	122.6	1:57.863	82.22	3.134	12:59:25.753				
4 -	28.302	132.3	33.161	104.3	23.445	116.3	31.901	122.9	1:56.809	82.96	2.080	13:01:22.562				
5 -	28.070	132.1	32.549	104.5	23.016	117.3	31.302	123.3	1:54.937 (3)	84.31	0.208	13:03:17.499				
6 -	28.021	131.5	32.455	103.7	23.106	117.1	31.159	123.5	1:54.741 (2)	84.46	0.012	13:05:12.240				
7 -	28.026	129.8	32.371	105.1	23.157	116.7	31.175	123.3	1:54.729 (1)	84.47		13:07:06.969				
8 -	27.990	131.0	32.577	104.2	23.203	116.1	31.332	121.7	1:55.102	84.19	0.373	13:09:02.071				
9 -	28.448	130.8	32.670	104.3	23.001	115.9	31.783	122.2	1:55.902	83.61	1.173	13:10:57.973				
10 -	28.524	131.0	32.775	97.6	23.248	114.3	31.825	120.4	1:56.372	83.27	1.643	13:12:54.345				
11 -	28.146	131.3	32.261	103.0	23.031	114.3	31.544	122.0	1:54.982	84.28	0.253	13:14:49.327				
12 -	28.387	131.5	32.720	101.9	23.423	111.4	32.130	120.9	1:56.660	83.07	1.931	13:16:45.987				

P8		69		Caolán IRWIN				Yamaha - Irwin Racing								
IDEAL LAP TIME :		1:54.984		BEST LAP TIME :				1:55.257					DIFFERENCE :		0.273	
LAP	SECTOR 1	SECTOR 2	SECTOR 3	SECTOR 4	LAP TIME	MPH	DIFF	TIME OF DAY								
1 -		130.8	33.542	104.0	23.276	109.8	31.991	124.9	2:02.798	78.92	7.541	12:55:29.489				
2 -	28.499	131.3	32.426	104.6	23.000	112.4	38.748	113.5	2:02.673	79.00	7.416	12:57:32.162				
3 -	28.334	132.3	32.676	105.1	23.318	113.9	32.516	122.6	1:56.844 (3)	82.94	1.587	12:59:29.006				
4 -	28.063	131.0	33.253	104.3	23.389	114.7	32.277	124.2	1:56.982	82.84	1.725	13:01:25.988				
5 -	28.409	129.0	33.477	104.5	23.142	111.6	32.346	121.3	1:57.374	82.56	2.117	13:03:23.362				

Weather / Track : Rain / Wet

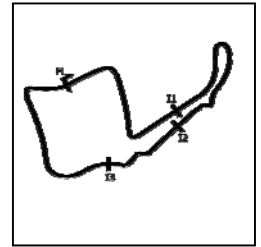
Oulton Park International
Circuit Length = 2.6920 miles
Start: 12:53 Flag 13:15 End: 13:18

MCRCB BULLETIN TK211

2018 Bennetts British Superbike Championship - Round 10

2018 Pirelli National Superstock 600 Championship with Black Horse

RACE 5 - SECTOR ANALYSIS



SECTOR 1 = FL to I1, SECTOR 2 = I1 to I2 SECTOR 3 = I2 to I3, SECTOR 4 = I3 to FL, DIFF = Difference To Personal Best Lap, P = Crossed Finish Line in Pit Lane, D = Time Disallowed

6 -	28.806	130.5	32.776	103.0	22.908	112.9	31.710	121.3	1:56.200 (2)	83.40	0.943	13:05:19.562
7 -	28.220	130.8	32.376	103.7	23.024	114.5	31.637	121.1	1:55.257 (1)	84.08		13:07:14.819
8 -	28.224	130.5	32.722	97.9	23.558	106.5	32.432	117.7	1:56.936	82.87	1.679	13:09:11.755
9 -	29.056	129.5	32.741	102.7	23.272	109.6	32.703	117.1	1:57.772	82.28	2.515	13:11:09.527
10 -	29.229	129.5	32.958	102.4	23.487	103.2	33.161	115.9	1:58.835	81.55	3.578	13:13:08.362
11 -	29.636	127.3	34.054	100.7	24.093	107.5	33.000	117.3	2:00.783	80.23	5.526	13:15:09.145
12 -	30.263	124.5	34.436	101.2	24.037	105.5	34.133	112.7	2:02.869	78.87	7.612	13:17:12.014

P9	17	Josh WOOD					Kawasaki - Wood Racing						
IDEAL LAP TIME : 1:55.766		BEST LAP TIME : 1:55.857			DIFFERENCE : 0.091								
LAP	SECTOR 1	SECTOR 2	SECTOR 3	SECTOR 4	LAP TIME	MPH	DIFF	TIME OF DAY					
1 -	130.3	34.729	101.9	23.605	113.9	32.681	119.8	2:06.474	76.62	10.617	12:55:33.165		
2 -	29.894	130.8	34.065	103.0	23.316	112.9	32.846	116.7	2:00.121	80.67	4.264	12:57:33.286	
3 -	28.884	131.5	33.658	103.5	23.164	112.2	32.362	121.1	1:58.068	82.08	2.211	12:59:31.354	
4 -	28.920	131.3	33.671	102.1	23.227	114.5	32.269	122.0	1:58.087	82.06	2.230	13:01:29.441	
5 -	28.655	132.3	33.070	102.7	23.092	114.7	32.030	120.4	1:56.847 (3)	82.94	0.990	13:03:26.288	
6 -	28.273	134.4	33.080	104.6	22.940	116.3	31.564	123.8	1:55.857 (1)	83.64		13:05:22.145	
7 -	28.478	132.3	33.072	102.7	22.859	105.1	32.198	120.0	1:56.607 (2)	83.11	0.750	13:07:18.752	
8 -	28.513	130.8	33.454	102.6	22.904	114.1	32.105	119.1	1:56.976	82.84	1.119	13:09:15.728	
9 -	28.730	131.0	33.665	101.8	23.319	112.0	32.564	118.3	1:58.278	81.93	2.421	13:11:14.006	
10 -	29.093	130.3	33.911	101.9	23.349	110.0	32.603	119.1	1:58.956	81.46	3.099	13:13:12.962	
11 -	28.929	130.5	33.753	101.9	23.926	107.8	33.263	112.7	1:59.871	80.84	4.014	13:15:12.833	
12 -	29.629	130.0	34.426	101.5	23.643	107.0	32.743	118.7	2:00.441	80.46	4.584	13:17:13.274	

P10	5	Aaron CLARKE					Yamaha - Draper Racing						
IDEAL LAP TIME : 1:56.837		BEST LAP TIME : 1:57.327			DIFFERENCE : 0.490								
LAP	SECTOR 1	SECTOR 2	SECTOR 3	SECTOR 4	LAP TIME	MPH	DIFF	TIME OF DAY					
1 -	130.3	33.143	102.6	23.424	109.2	32.536	120.9	2:03.174	78.67	5.847	12:55:29.865		
2 -	28.602	132.3	32.996	102.4	23.618	107.2	32.779	120.6	1:57.995 (3)	82.13	0.668	12:57:27.860	
3 -	29.121	130.8	33.406	102.1	23.823	110.7	32.533	120.4	1:58.883	81.51	1.556	12:59:26.743	
4 -	28.874	130.0	33.434	100.3	23.583	108.2	32.505	120.0	1:58.396	81.85	1.069	13:01:25.139	
5 -	29.017	130.3	33.432	100.1	23.259	110.3	32.591	117.7	1:58.299	81.92	0.972	13:03:23.438	
6 -	29.091	131.3	33.176	101.2	23.248	110.3	32.241	118.7	1:57.756 (2)	82.29	0.429	13:05:21.194	
7 -	28.825	129.3	33.254	101.2	23.363	102.6	32.667	119.8	1:58.109	82.05	0.782	13:07:19.303	
8 -	28.866	129.8	32.993	100.9	23.001	110.1	32.467	118.1	1:57.327 (1)	82.60		13:09:16.630	
9 -	29.158	129.5	33.451	100.4	23.637	107.2	33.154	117.1	1:59.400	81.16	2.073	13:11:16.030	
10 -	29.769	127.5	33.919	100.1	23.785	107.5	33.195	117.5	2:00.668	80.31	3.341	13:13:16.698	
11 -	29.601	128.5	33.539	100.0	23.470	109.1	32.338	117.7	1:58.948	81.47	1.621	13:15:15.646	
12 -	29.329	127.0	33.760	100.1	23.726	106.8	32.596	118.5	1:59.411	81.15	2.084	13:17:15.057	

P11	8	Grant NEWSTEAD					Yamaha - Morgan Price / Tinklers Racing						
IDEAL LAP TIME : 1:56.638		BEST LAP TIME : 1:56.834			DIFFERENCE : 0.196								
LAP	SECTOR 1	SECTOR 2	SECTOR 3	SECTOR 4	LAP TIME	MPH	DIFF	TIME OF DAY					
1 -	130.0	33.297	104.2	23.580	112.9	32.582	120.6	2:04.313	77.95	7.479	12:55:31.004		
2 -	29.607	130.5	32.940	103.4	23.448	111.6	32.822	120.4	1:58.817	81.56	1.983	12:57:29.821	
3 -	28.983	130.8	32.738	103.8	23.618	112.4	32.693	121.1	1:58.032 (3)	82.10	1.198	12:59:27.853	
4 -	29.147	130.8	33.251	102.2	23.835	113.3	32.462	122.9	1:58.695	81.64	1.861	13:01:26.548	
5 -	28.848	131.5	33.150	103.0	23.907	106.3	32.536	120.2	1:58.441	81.82	1.607	13:03:24.989	
6 -	28.945	130.8	32.569	103.0	23.046	112.2	32.274	121.3	1:56.834 (1)	82.94		13:05:21.823	
7 -	28.749	130.8	33.704	102.9	23.436	111.4	32.454	121.3	1:58.343	81.89	1.509	13:07:20.166	
8 -	29.037	129.8	33.005	102.1	23.469	112.0	32.461	117.9	1:57.972 (2)	82.14	1.138	13:09:18.138	
9 -	29.597	129.8	33.281	100.9	23.922	110.9	32.485	116.3	1:59.285	81.24	2.451	13:11:17.423	
10 -	29.466	129.3	33.380	100.3	23.940	109.4	32.812	118.9	1:59.598	81.03	2.764	13:13:17.021	
11 -	29.513	129.0	33.587	101.9	23.642	110.5	32.595	119.8	1:59.337	81.20	2.503	13:15:16.358	
12 -	29.073	129.8	33.644	99.8	24.100	110.9	32.855	119.6	1:59.672	80.98	2.838	13:17:16.030	

P12	37	Liam DELVES					Yamaha - Team IMR						
IDEAL LAP TIME : 1:57.342		BEST LAP TIME : 1:57.800			DIFFERENCE : 0.458								
LAP	SECTOR 1	SECTOR 2	SECTOR 3	SECTOR 4	LAP TIME	MPH	DIFF	TIME OF DAY					
1 -	128.3	33.874	103.5	23.831	115.3	32.822	122.9	2:05.468	77.24	7.668	12:55:32.159		

Weather / Track : Rain / Wet

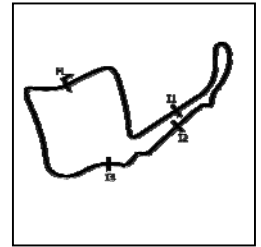
Oulton Park International
Circuit Length = 2.6920 miles
Start: 12:53 Flag 13:15 End: 13:18

MCRCB BULLETIN TK211

2018 Bennetts British Superbike Championship - Round 10

2018 Pirelli National Superstock 600 Championship with Black Horse

RACE 5 - SECTOR ANALYSIS



SECTOR 1 = FL to I1, SECTOR 2 = I1 to I2 SECTOR 3 = I2 to I3, SECTOR 4 = I3 to FL, DIFF = Difference To Personal Best Lap, P = Crossed Finish Line in Pit Lane, D = Time Disallowed

2 -	29.111	132.1	33.434	104.0	23.544	115.3	32.597	121.5	1:58.686	81.65	0.886	12:57:30.845
3 -	28.814	131.8	33.352	103.4	23.884	115.1	32.738	122.9	1:58.788	81.58	0.988	12:59:29.633
4 -	28.796	131.5	33.595	104.0	23.722	115.7	32.633	123.5	1:58.746	81.61	0.946	13:01:28.379
5 -	28.716	131.5	33.219	103.5	23.588	115.9	32.506	122.0	1:58.029	(3) 82.10	0.229	13:03:26.408
6 -	28.860	131.0	33.455	103.5	23.427	115.7	32.222	122.4	1:57.964	(2) 82.15	0.164	13:05:24.372
7 -	28.621	131.5	33.072	101.5	23.504	115.7	32.603	122.0	1:57.800	(1) 82.26		13:07:22.172
8 -	28.708	130.0	33.479	102.9	23.493	114.7	32.551	121.5	1:58.231	81.96	0.431	13:09:20.403
9 -	29.375	130.8	33.775	100.4	23.676	114.1	32.826	121.1	1:59.652	80.99	1.852	13:11:20.055
10 -	29.102	130.8	33.320	102.6	23.550	114.1	32.861	120.2	1:58.833	81.55	1.033	13:13:18.888
11 -	29.391	129.3	33.826	101.2	23.847	112.0	33.105	118.9	2:00.169	80.64	2.369	13:15:19.057
12 -	29.474	129.3	34.101	101.5	23.997	110.3	33.221	119.8	2:00.793	80.23	2.993	13:17:19.850

P13 6		Conor WHEELER				Yamaha - Conor Wheeler Racing						
IDEAL LAP TIME : 1:56.201		BEST LAP TIME : 1:57.304				DIFFERENCE : 1.103						
LAP	SECTOR 1	SECTOR 2	SECTOR 3	SECTOR 4	LAP TIME	MPH	DIFF	TIME OF DAY				
1 -	129.8	35.266	98.2	23.283	112.4	32.340	118.1	2:06.544	76.58	9.240	12:55:33.235	
2 -	28.556	130.3	33.197	103.4	23.426	113.1	32.305	120.0	1:57.484	(3) 82.49	0.180	12:57:30.719
3 -	28.195	130.5	32.807	104.2	23.591	111.6	32.711	122.0	1:57.304	(1) 82.61		12:59:28.023
4 -	28.577	128.8	33.198	100.0	23.486	114.1	32.175	121.1	1:57.436	(2) 82.52	0.132	13:01:25.459
5 -	28.777	127.8	33.528	102.1	23.751	114.7	32.482	119.4	1:58.538	81.75	1.234	13:03:23.997
6 -	28.780	127.0	33.170	101.0	23.144	113.3	32.569	119.6	1:57.663	82.36	0.359	13:05:21.660
7 -	28.432	127.3	34.034	100.4	23.024	114.5	32.543	119.4	1:58.033	82.10	0.729	13:07:19.693
8 -	28.775	128.0	33.048	101.2	23.143	112.0	32.732	118.3	1:57.698	82.34	0.394	13:09:17.391
9 -	31.120	112.9	35.956	90.8	24.065	104.8	33.842	114.9	2:04.983	77.54	7.679	13:11:22.374
10 -	29.334	123.1	34.025	98.5	24.014	110.7	33.327	114.1	2:00.700	80.29	3.396	13:13:23.074
11 -	29.658	124.2	33.928	97.8	24.113	110.5	33.102	114.1	2:00.801	80.22	3.497	13:15:23.875
12 -	29.298	126.6	33.884	97.2	23.838	111.2	32.957	115.3	1:59.977	80.77	2.673	13:17:23.852

P14 3		Mark CLAYTON				Yamaha - KSM Racing						
IDEAL LAP TIME : 1:58.591		BEST LAP TIME : 1:58.807				DIFFERENCE : 0.216						
LAP	SECTOR 1	SECTOR 2	SECTOR 3	SECTOR 4	LAP TIME	MPH	DIFF	TIME OF DAY				
1 -	127.8	35.557	103.2	24.959	107.7	33.492	118.9	2:10.237	74.41	11.430	12:55:36.928	
2 -	29.886	128.0	34.665	101.9	23.797	112.9	32.909	119.8	2:01.257	79.92	2.450	12:57:38.185
3 -	29.255	130.8	34.058	103.2	24.257	112.4	32.879	118.3	2:00.449	80.45	1.642	12:59:38.634
4 -	29.093	130.3	34.179	101.3	24.410	112.2	32.469	119.6	2:00.151	80.65	1.344	13:01:38.785
5 -	29.310	127.5	34.010	101.8	23.880	112.2	32.595	119.6	1:59.795	(3) 80.89	0.988	13:03:38.580
6 -	29.124	129.8	33.692	102.4	23.695	112.4	32.437	119.8	1:58.948	(2) 81.47	0.141	13:05:37.528
7 -	28.927	128.5	33.908	102.6	23.631	114.9	32.341	121.7	1:58.807	(1) 81.57		13:07:36.335
8 -	29.719	128.3	33.870	103.0	24.207	110.3	33.066	118.5	2:00.862	80.18	2.055	13:09:37.197
9 -	29.792	128.0	33.696	102.4	23.823	108.9	33.831	116.9	2:01.142	79.99	2.335	13:11:38.339
10 -	29.761	128.8	33.894	101.6	23.993	108.4	32.854	117.9	2:00.502	80.42	1.695	13:13:38.841
11 -	29.360	129.8	34.022	102.2	24.176	106.6	32.846	117.7	2:00.404	80.48	1.597	13:15:39.245
12 -	29.698	129.5	34.558	99.4	24.535	106.1	33.340	117.3	2:02.131	79.35	3.324	13:17:41.376

P15 9		Aaron CLIFFORD				Yamaha - Clifford Racing						
IDEAL LAP TIME : 1:57.153		BEST LAP TIME : 1:57.751				DIFFERENCE : 0.598						
LAP	SECTOR 1	SECTOR 2	SECTOR 3	SECTOR 4	LAP TIME	MPH	DIFF	TIME OF DAY				
1 -		131.5	32.725	104.0	23.988	112.5	32.099	122.6	2:02.544	79.08	4.793	12:55:29.235
2 -	29.167	130.8	32.711	103.5	23.815	112.2	32.679	120.4	1:58.372	(3) 81.87	0.621	12:57:27.607
3 -	29.686	131.5	33.514	102.4	24.114	113.3	32.515	115.9	1:59.829	80.87	2.078	12:59:27.436
4 -	28.982	131.0	32.936	102.2	23.783	113.3	32.581	124.2	1:58.282	(2) 81.93	0.531	13:01:25.718
5 -	29.048	131.3	33.628	101.8	23.927	112.0	32.339	122.6	1:58.942	81.47	1.191	13:03:24.660
6 -	29.396	130.8	33.406	101.6	23.952	114.1	31.899	123.1	1:58.653	81.67	0.902	13:05:23.313
7 -	28.786	131.0	32.975	101.9	23.776	113.9	32.214	119.6	1:57.751	(1) 82.30		13:07:21.064
8 -	28.767	130.3	33.657	101.6	24.168	112.7	32.332	120.4	1:58.924	81.49	1.173	13:09:19.988
9 -	30.713	126.3	35.142	97.1	25.019	109.1	34.658	115.9	2:05.532	77.20	7.781	13:11:25.520
10 -	31.728	124.7	35.510	96.9	25.188	102.1	34.427	114.5	2:06.853	76.39	9.102	13:13:32.373
11 -	31.221	124.9	34.338	97.9	24.991	109.4	34.310	110.3	2:04.860	77.61	7.109	13:15:37.233
12 -	31.312	122.2	34.924	94.1	25.600	103.4	33.847	119.4	2:05.683	77.10	7.932	13:17:42.916

Weather / Track : Rain / Wet

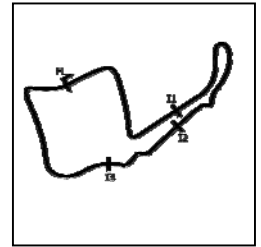
Oulton Park International
Circuit Length = 2.6920 miles
Start: 12:53 Flag 13:15 End: 13:18

MCRCB BULLETIN TK211

2018 Bennetts British Superbike Championship - Round 10

2018 Pirelli National Superstock 600 Championship with Black Horse

RACE 5 - SECTOR ANALYSIS



SECTOR 1 = FL to I1, SECTOR 2 = I1 to I2 SECTOR 3 = I2 to I3, SECTOR 4 = I3 to FL, DIFF = Difference To Personal Best Lap, P = Crossed Finish Line in Pit Lane, D = Time Disallowed

P16 7		Aaron WRIGHT				Yamaha - Jezaro.com							
IDEAL LAP TIME : 1:57.695		BEST LAP TIME : 1:57.887				DIFFERENCE : 0.192							
LAP	SECTOR 1	SECTOR 2	SECTOR 3	SECTOR 4	LAP TIME	MPH	DIFF	TIME OF DAY					
1 -		126.3	34.976	102.4	24.279	108.7	33.466	119.6	2:09.187	75.01	11.300	12:55:35.878	
2 -	30.062	128.3	34.340	100.0	23.790	111.2	32.433	120.2	2:00.625	80.34	2.738	12:57:36.503	
3 -	29.344	130.3	33.655	100.0	26.876	103.2	33.234	121.1	2:03.109	78.72	5.222	12:59:39.612	
4 -	29.438	129.0	34.327	99.5	23.961	113.3	32.036	122.0	1:59.762	80.92	1.875	13:01:39.374	
5 -	29.376	131.3	33.800	98.6	24.018	110.9	32.398	120.0	1:59.592	(3)	81.03	1.705	13:03:38.966
6 -	29.197	130.8	33.631	101.0	23.813	113.7	32.309	118.3	1:58.950	(2)	81.47	1.063	13:05:37.916
7 -	28.884	131.3	33.419	98.5	23.356	112.9	32.228	118.9	1:57.887	(1)	82.20		13:07:35.803
8 -	29.469	129.0	34.364	99.1	24.331	109.8	33.145	117.7	2:01.309	79.88	3.422	13:09:37.112	
9 -	30.645	128.5	34.243	98.6	24.581	102.7	33.855	114.7	2:03.324	78.58	5.437	13:11:40.436	
10 -	29.932	129.3	33.896	99.8	24.045	107.2	32.799	115.9	2:00.672	80.31	2.785	13:13:41.108	
11 -	30.451	128.0	34.225	98.6	24.140	107.8	32.882	117.1	2:01.698	79.63	3.811	13:15:42.806	
12 -	30.135	128.0	33.951	98.1	23.973	108.4	32.302	118.7	2:00.361	80.51	2.474	13:17:43.167	

P17 26		Adam HARTGROVE				Yamaha - Adam Hartgrove Racing							
IDEAL LAP TIME : 1:59.081		BEST LAP TIME : 1:59.539				DIFFERENCE : 0.458							
LAP	SECTOR 1	SECTOR 2	SECTOR 3	SECTOR 4	LAP TIME	MPH	DIFF	TIME OF DAY					
1 -		125.9	35.336	99.2	24.036	109.8	32.928	116.9	2:07.752	75.85	8.213	12:55:34.443	
2 -	29.851	126.6	34.564	99.7	23.940	111.1	32.870	114.3	2:01.225	79.94	1.686	12:57:35.668	
3 -	28.912	128.5	34.237	99.2	23.753	110.7	32.725	118.5	1:59.627	(2)	81.01	0.088	12:59:35.295
4 -	29.323	125.9	34.845	98.3	23.769	109.1	32.536	118.1	2:00.473	80.44	0.934	13:01:35.768	
5 -	29.279	121.7	34.324	98.3	23.591	110.5	32.607	117.3	1:59.801	(3)	80.89	0.262	13:03:35.569
6 -	29.265	127.0	34.042	99.4	23.618	110.1	32.614	115.5	1:59.539	(1)	81.07		13:05:35.108
7 -	29.726	125.2	34.579	97.6	23.726	111.8	33.040	116.5	2:01.071	80.04	1.532	13:07:36.179	
8 -	29.860	126.6	34.785	100.6	23.830	108.4	32.996	116.3	2:01.471	79.78	1.932	13:09:37.650	
9 -	30.236	124.5	34.216	100.7	24.664	99.2	34.013	115.7	2:03.129	78.70	3.590	13:11:40.779	
10 -	30.323	124.5	34.858	99.2	24.398	108.7	33.332	113.9	2:02.911	78.84	3.372	13:13:43.690	
11 -	30.736	124.0	35.013	95.3	24.492	107.8	33.216	114.9	2:03.457	78.49	3.918	13:15:47.147	
12 -	30.808	122.2	35.279	97.1	25.342	106.6	33.605	111.1	2:05.034	77.50	5.495	13:17:52.181	

P18 66		Cameron FRASER				Yamaha - Jones Dorling Racing							
IDEAL LAP TIME : 1:59.966		BEST LAP TIME : 2:00.036				DIFFERENCE : 0.070							
LAP	SECTOR 1	SECTOR 2	SECTOR 3	SECTOR 4	LAP TIME	MPH	DIFF	TIME OF DAY					
1 -		129.3	35.986	101.6	24.485	108.0	34.044	113.1	2:11.232	73.84	11.196	12:55:37.923	
2 -	30.027	128.8	35.753	100.9	24.221	111.4	33.792	113.9	2:03.793	78.28	3.757	12:57:41.716	
3 -	29.985	129.5	35.594	100.3	24.289	108.7	33.475	117.1	2:03.343	78.57	3.307	12:59:45.059	
4 -	29.600	130.0	35.605	102.1	24.090	108.4	33.181	117.5	2:02.476	(3)	79.12	2.440	13:01:47.535
5 -	30.004	130.3	35.614	100.9	23.675	111.1	32.871	118.5	2:02.164	(2)	79.33	2.128	13:03:49.699
6 -	29.303	131.5	34.725	102.2	23.385	112.9	32.623	118.9	2:00.036	(1)	80.73		13:05:49.735
7 -	29.243	130.3	34.715	102.2	24.885	105.8	34.805	116.3	2:03.648	78.37	3.612	13:07:53.383	
8 -	30.096	126.6	35.585	100.0	24.841	105.1	34.623	116.7	2:05.145	77.44	5.109	13:09:58.528	
9 -	30.346	125.4	35.690	100.9	24.872	105.5	34.571	114.5	2:05.479	77.23	5.443	13:12:04.007	
10 -	30.555	128.0	35.747	100.7	24.693	106.5	33.762	115.9	2:04.757	77.68	4.721	13:14:08.764	
11 -	30.208	126.3	35.549	101.3	24.194	106.0	33.324	117.1	2:03.275	78.61	3.239	13:16:12.039	

P19 27		Jamie ASHBY				Yamaha - JPA Racing / Davison Transport							
IDEAL LAP TIME : 2:03.098		BEST LAP TIME : 2:03.715				DIFFERENCE : 0.617							
LAP	SECTOR 1	SECTOR 2	SECTOR 3	SECTOR 4	LAP TIME	MPH	DIFF	TIME OF DAY					
1 -		124.5	36.348	97.6	25.033	105.0	34.148	118.9	2:22.084	68.20	18.369	12:55:48.775	
2 -	30.562	125.9	35.094	98.3	24.241	110.1	33.818	117.7	2:03.715	(1)	78.33		12:57:52.490
3 -	30.146	127.5	35.392	99.2	24.948	109.4	34.619	117.1	2:05.105	77.46	1.390	12:59:57.595	
4 -	30.311	125.4	35.543	99.4	24.348	111.1	33.731	120.4	2:03.933	(2)	78.19	0.218	13:02:01.528
5 -	30.456	127.5	35.881	97.9	24.256	111.2	33.705	120.0	2:04.298	(3)	77.96	0.583	13:04:05.826
6 -	30.275	126.6	35.526	98.9	24.546	110.3	33.997	119.6	2:04.344	77.93	0.629	13:06:10.170	
7 -	30.559	126.1	35.525	99.2	24.823	108.7	33.617	119.8	2:04.524	77.82	0.809	13:08:14.694	
8 -	30.760	114.1	36.091	99.4	24.884	107.5	34.495	116.9	2:06.230	76.77	2.515	13:10:20.924	
9 -	31.481	126.3	36.217	96.5	24.735	108.2	34.390	114.9	2:06.823	76.41	3.108	13:12:27.747	
10 -	31.081	126.3	35.757	97.1	25.290	105.6	34.375	118.1	2:06.503	76.60	2.788	13:14:34.250	

Weather / Track : Rain / Wet

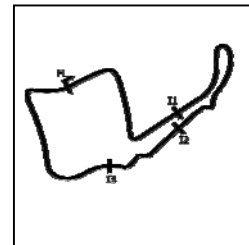
Oulton Park International
Circuit Length = 2.6920 miles
Start: 12:53 Flag 13:15 End: 13:18

MCRCB BULLETIN TK211

2018 Bennetts British Superbike Championship - Round 10

2018 Pirelli National Superstock 600 Championship with Black Horse

RACE 5 - SECTOR ANALYSIS



SECTOR 1 = FL to I1, SECTOR 2 = I1 to I2 SECTOR 3 = I2 to I3, SECTOR 4 = I3 to FL, DIFF = Difference To Personal Best Lap, P = Crossed Finish Line in Pit Lane, D = Time Disallowed
 11 - 31.494 117.1 36.558 96.1 25.314 103.7 34.266 116.5 2:07.632 75.93 3.917 13:16:41.882

P20 11		Rory SKINNER				Kawasaki - Bennetts Tokheim Kirkcaldy Kawasaki						
IDEAL LAP TIME : 1:49.812		BEST LAP TIME : 1:50.005				DIFFERENCE : 0.193						
LAP	SECTOR 1	SECTOR 2		SECTOR 3		SECTOR 4		LAP TIME	MPH	DIFF	TIME OF DAY	
1 -		132.6	31.140	104.6	22.613	113.1	30.687	123.3	1:56.300	83.32	6.295	12:55:22.991
2 -	27.298	132.8	30.985	104.6	22.454	114.3	30.360	123.3	1:51.097	87.23	1.092	12:57:14.088
3 -	26.934	133.6	30.947	105.1	22.821	111.1	30.422	122.4	1:51.124	87.21	1.119	12:59:05.212
4 -	26.997	133.9	30.988	104.2	22.428	114.1	30.400	124.2	1:50.813 (2)	87.45	0.808	13:00:56.025
5 -	26.974	132.6	31.013	105.3	22.552	113.7	30.375	123.1	1:50.914 (3)	87.37	0.909	13:02:46.939
6 -	26.834	134.4	30.873	104.2	22.112	116.1	30.186	123.8	1:50.005 (1)	88.09		13:04:36.944
7 -	26.964	133.9	30.691	104.5	23.084	109.8	30.616	122.4	1:51.355	87.03	1.350	13:06:28.299
8 -	26.823	133.4	30.951	105.0	22.583	115.9	30.591	120.2	1:50.948	87.34	0.943	13:08:19.247

P21 44		Ewan POTTER				Yamaha - Jones Dorling Racing						
IDEAL LAP TIME : 1:59.446		BEST LAP TIME : 1:59.612				DIFFERENCE : 0.166						
LAP	SECTOR 1	SECTOR 2		SECTOR 3		SECTOR 4		LAP TIME	MPH	DIFF	TIME OF DAY	
1 -		131.0	35.768	103.0	24.390	107.5	34.293	113.7	2:11.553	73.66	11.941	12:55:38.244
2 -	30.455	128.0	35.242	101.2	24.685	110.9	33.495	117.7	2:03.877	78.23	4.265	12:57:42.121
3 -	29.867	129.3	35.472	102.6	24.528	111.8	33.225	120.4	2:03.092	78.73	3.480	12:59:45.213
4 -	29.891	130.0	35.326	103.2	24.264	112.4	33.026	122.0	2:02.507 (3)	79.10	2.895	13:01:47.720
5 -	29.869	130.5	35.275	100.4	23.580	114.7	32.664	119.6	2:01.388 (2)	79.83	1.776	13:03:49.108
6 -	29.337	131.0	34.265	101.6	23.405	112.7	32.605	119.8	1:59.612 (1)	81.02		13:05:48.720

P22 2		TJ TOMS				Kawasaki - Squidge Racing						
IDEAL LAP TIME : 1:53.405		BEST LAP TIME : 1:53.524				DIFFERENCE : 0.119						
LAP	SECTOR 1	SECTOR 2		SECTOR 3		SECTOR 4		LAP TIME	MPH	DIFF	TIME OF DAY	
1 -		130.5	32.847	103.0	23.273	110.0	31.733	124.2	2:01.122	80.01	7.598	12:55:27.813
2 -	28.047	131.5	32.455	104.5	23.003	115.3	31.325	124.5	1:54.830 (2)	84.39	1.306	12:57:22.643
3 -	27.822	133.6	31.921	104.3	22.862	114.9	30.919	125.4	1:53.524 (1)	85.36		12:59:16.167

P23 47		Angus GOUGH				Yamaha - G Fab Racing						
IDEAL LAP TIME : 2:05.985		BEST LAP TIME : 2:07.426				DIFFERENCE : 1.441						
LAP	SECTOR 1	SECTOR 2		SECTOR 3		SECTOR 4		LAP TIME	MPH	DIFF	TIME OF DAY	
1 -		122.4	36.208	100.0	24.632	109.1	33.869	116.3	2:11.756	73.55	4.330	12:55:38.447
2 -	31.276	120.6	36.211	98.5	25.723	106.3	34.216	116.7	2:07.426 (1)	76.05		12:57:45.873
3 -	32.550	109.4	37.403	94.6	26.374	105.6	IN PIT		2:18.398 P	70.02	10.972	13:00:04.271

MCRCB BULLETIN TK212

2018 Bennetts British Superbike Championship - Round 10

2018 Pirelli National Superstock 600 Championship with Black Horse

RACE 5 - BEST SECTORS

SECTOR 1				SECTOR 2				SECTOR 3				SECTOR 4				IDEAL / BEST COMPARISON		
POS	NO	NAME	TIME	NO	NAME	TIME	NO	NAME	TIME	NO	NAME	TIME	NO	NAME	IDEAL	BEST	DIFF	
															<div style="border: 1px solid black; padding: 2px; display: inline-block;">PERFECT LAP</div>		1:49.493	
1	21	VICKERS	26.568	11	SKINNER	30.691	11	SKINNER	22.112	21	VICKERS	30.122	1	21	VICKERS	1:49.687	1:49.924	0.237
2	11	SKINNER	26.823	21	VICKERS	30.712	41	WARD	22.205	11	SKINNER	30.186	2	11	SKINNER	1:49.812	1:50.005	0.193
3	55	KEYES	27.419	41	WARD	31.533	99	LUXTON	22.273	41	WARD	30.675	3	41	WARD	1:52.000	1:52.293	0.293
4	10	SHELDON	27.460	99	LUXTON	31.547	21	VICKERS	22.285	99	LUXTON	30.770	4	99	LUXTON	1:52.583	1:52.965	0.382
5	41	WARD	27.587	10	SHELDON	31.871	14	VALLELE	22.642	10	SHELDON	30.777	5	55	KEYES	1:52.857	1:53.066	0.209
6	2	TOMS	27.703	2	TOMS	31.921	55	KEYES	22.671	55	KEYES	30.803	6	10	SHELDON-SHAW	1:52.938	1:53.183	0.245
7	58	LEE	27.990	55	KEYES	31.964	10	SHELDON	22.830	14	VALLELE	30.848	7	2	TOMS	1:53.405	1:53.524	0.119
8	99	LUXTON	27.993	58	LEE	32.261	17	WOOD	22.859	2	TOMS	30.919	8	14	VALLELEY	1:53.922	1:54.163	0.241
9	69	IRWIN	28.063	14	VALLELE	32.323	2	TOMS	22.862	58	LEE	31.159	9	58	LEE	1:54.411	1:54.729	0.318
10	14	VALLELE	28.109	69	IRWIN	32.376	69	IRWIN	22.908	17	WOOD	31.564	10	69	IRWIN	1:54.984	1:55.257	0.273
11	6	WHEELER	28.195	8	NEWSTEA	32.569	58	LEE	23.001	69	IRWIN	31.637	11	17	WOOD	1:55.766	1:55.857	0.091
12	17	WOOD	28.273	9	CLIFFOR	32.711	5	CLARKE	23.001	9	CLIFFOR	31.899	12	6	WHEELER	1:56.201	1:57.304	1.103
13	5	CLARKE	28.602	6	WHEELER	32.807	6	WHEELER	23.024	7	WRIGHT	32.036	13	8	NEWSTEAD	1:56.638	1:56.834	0.196
14	37	DELVES	28.621	5	CLARKE	32.993	8	NEWSTEA	23.046	6	WHEELER	32.175	14	5	CLARKE	1:56.837	1:57.327	0.490
15	8	NEWSTEA	28.749	17	WOOD	33.070	7	WRIGHT	23.356	37	DELVES	32.222	15	9	CLIFFORD	1:57.153	1:57.751	0.598
16	9	CLIFFOR	28.767	37	DELVES	33.072	66	FRASER	23.385	5	CLARKE	32.241	16	37	DELVES	1:57.342	1:57.800	0.458
17	7	WRIGHT	28.884	7	WRIGHT	33.419	44	POTTER	23.405	8	NEWSTEA	32.274	17	7	WRIGHT	1:57.695	1:57.887	0.192
18	26	HARTGRO	28.912	3	CLAYTON	33.692	37	DELVES	23.427	3	CLAYTON	32.341	18	3	CLAYTON	1:58.591	1:58.807	0.216
19	3	CLAYTON	28.927	26	HARTGRO	34.042	26	HARTGRO	23.591	26	HARTGRO	32.536	19	26	HARTGROVE	1:59.081	1:59.539	0.458
20	44	POTTER	29.171	44	POTTER	34.265	3	CLAYTON	23.631	44	POTTER	32.605	20	44	POTTER	1:59.446	1:59.612	0.166
21	66	FRASER	29.243	66	FRASER	34.715	9	CLIFFOR	23.776	66	FRASER	32.623	21	66	FRASER	1:59.966	2:00.036	0.070
22	27	ASHBY	30.146	27	ASHBY	35.094	27	ASHBY	24.241	27	ASHBY	33.617	22	27	ASHBY	2:03.098	2:03.715	0.617
23	47	GOUGH	31.276	47	GOUGH	36.208	47	GOUGH	24.632	47	GOUGH	33.869	23	47	GOUGH	2:05.985	2:07.426	1.441

24

Weather / Track : Rain / Wet

Results can be found at www.tsl-timing.com

Oulton Park International
 Circuit Length = 2.6920 miles
 Start: 12:53 Flag 13:15 End: 13:18

Printed - 13:21 Sunday, 16 September 2018

MCRCB BULLETIN TK213**2018 Bennetts British Superbike Championship - Round 10****2018 Pirelli National Superstock 600 Championship with Black Horse****RACE 5 - BEST SPEEDS**

POS	INTERMEDIATE 1			INTERMEDIATE 2			INTERMEDIATE 3			FINISH LINE		
	NO	NAME	MPH	NO	NAME	MPH	NO	NAME	MPH	NO	NAME	MPH
1	17	WOOD	134.4	21	VICKERS	105.8	21	VICKERS	117.9	21	VICKERS	125.9
2	11	SKINNER	134.4	14	VALLELEY	105.6	55	KEYES	117.7	2	TOMS	125.4
3	21	VICKERS	133.9	58	LEE	105.5	99	LUXTON	117.3	55	KEYES	125.2
4	55	KEYES	133.6	11	SKINNER	105.3	58	LEE	117.3	69	IRWIN	124.9
5	2	TOMS	133.6	99	LUXTON	105.1	17	WOOD	116.3	58	LEE	124.5
6	58	LEE	133.4	69	IRWIN	105.1	11	SKINNER	116.1	9	CLIFFORD	124.2
7	14	VALLELEY	132.3	17	WOOD	104.6	37	DELVES	115.9	11	SKINNER	124.2
8	69	IRWIN	132.3	55	KEYES	104.5	2	TOMS	115.3	14	VALLELEY	124.0
9	5	CLARKE	132.3	2	TOMS	104.5	10	SHELDON-SHAW	115.1	17	WOOD	123.8
10	99	LUXTON	132.1	10	SHELDON-SHAW	104.3	3	CLAYTON	114.9	99	LUXTON	123.5
11	37	DELVES	132.1	8	NEWSTEAD	104.2	69	IRWIN	114.7	37	DELVES	123.5
12	8	NEWSTEAD	131.5	6	WHEELER	104.2	6	WHEELER	114.7	10	SHELDON-SHAW	122.9
13	9	CLIFFORD	131.5	37	DELVES	104.0	44	POTTER	114.7	8	NEWSTEAD	122.9
14	66	FRASER	131.5	9	CLIFFORD	104.0	14	VALLELEY	114.1	6	WHEELER	122.0
15	7	WRIGHT	131.3	3	CLAYTON	103.2	9	CLIFFORD	114.1	7	WRIGHT	122.0
16	44	POTTER	131.0	44	POTTER	103.2	7	WRIGHT	113.7	44	POTTER	122.0
17	3	CLAYTON	130.8	41	WARD	102.7	8	NEWSTEAD	113.3	3	CLAYTON	121.7
18	6	WHEELER	130.5	5	CLARKE	102.6	41	WARD	112.9	41	WARD	121.5
19	10	SHELDON-SHAW	130.0	7	WRIGHT	102.4	66	FRASER	112.9	5	CLARKE	120.9
20	41	WARD	129.0	66	FRASER	102.2	26	HARTGROVE	111.8	27	ASHBY	120.4
21	26	HARTGROVE	128.5	26	HARTGROVE	100.7	27	ASHBY	111.2	66	FRASER	118.9
22	27	ASHBY	127.5	47	GOUGH	100.0	5	CLARKE	110.7	26	HARTGROVE	118.5
23	47	GOUGH	122.4	27	ASHBY	99.4	47	GOUGH	109.1	47	GOUGH	116.7
24												

Weather / Track : Rain / Wet

Results can be found at www.tsl-timing.comOulton Park International
Circuit Length = 2.6920 miles
Start: 12:53 Flag 13:15 End: 13:18

Printed - 13:22 Sunday, 16 September 2018

MCRCB BULLETIN TK214

2018 Bennetts British Superbike Championship - Round 10

2018 Pirelli National Superstock 600 Championship with Black Horse

RACE 5 - FASTEST LAP SEQUENCE

SESS. TIME	NO	NAME	ENTRY	TIME	MPH	LAP
3:47.422	11	Rory SKINNER	Kawasaki - Bennetts Tokheim Kirkcaldy Kawasaki	1:51.097	87.23	2
5:39.087	21	Ryan VICKERS	Yamaha - Mototechniks Yamaha	1:50.845	87.43	3
7:29.359	11	Rory SKINNER	Kawasaki - Bennetts Tokheim Kirkcaldy Kawasaki	1:50.813	87.45	4
7:29.573	21	Ryan VICKERS	Yamaha - Mototechniks Yamaha	1:50.486	87.71	4
11:10.278	11	Rory SKINNER	Kawasaki - Bennetts Tokheim Kirkcaldy Kawasaki	1:50.005	88.09	6
13:00.676	21	Ryan VICKERS	Yamaha - Mototechniks Yamaha	1:49.924	88.16	7

Weather / Track : Rain / Wet

Results can be found at www.tsl-timing.com

Oulton Park International
Circuit Length = 2.6920 miles
Start: 12:53 Flag 13:15 End: 13:18

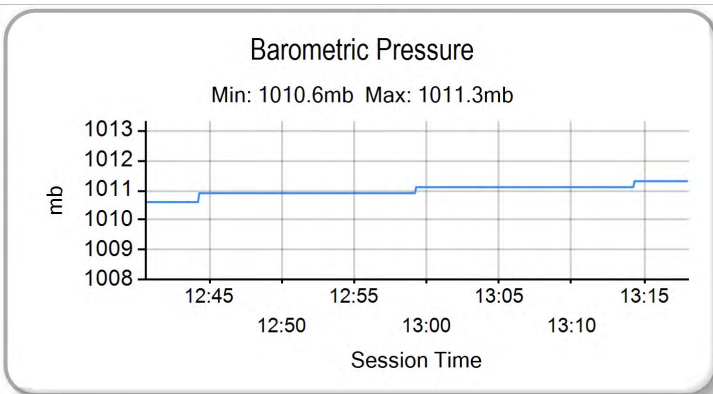
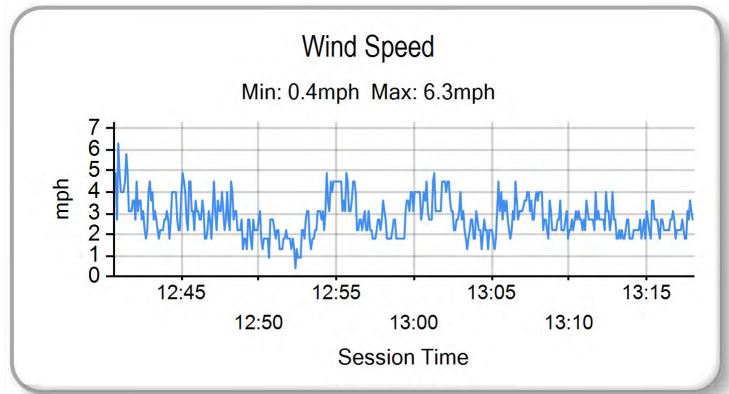
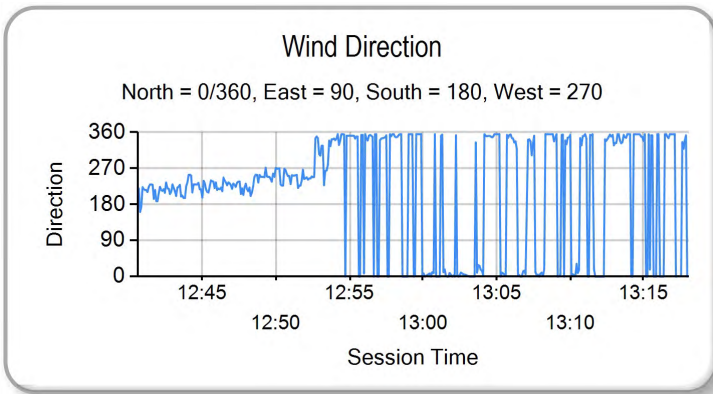
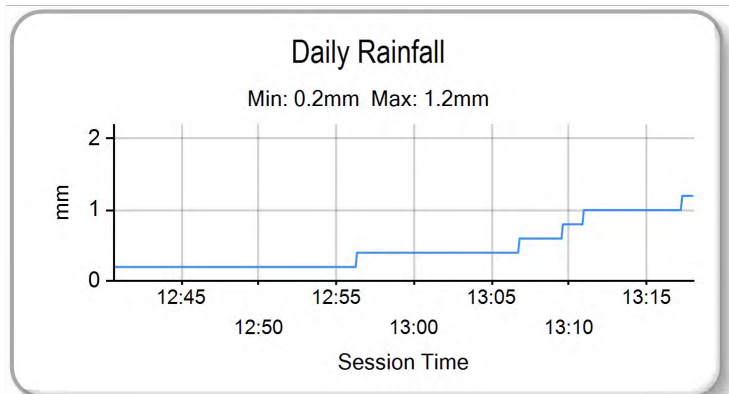
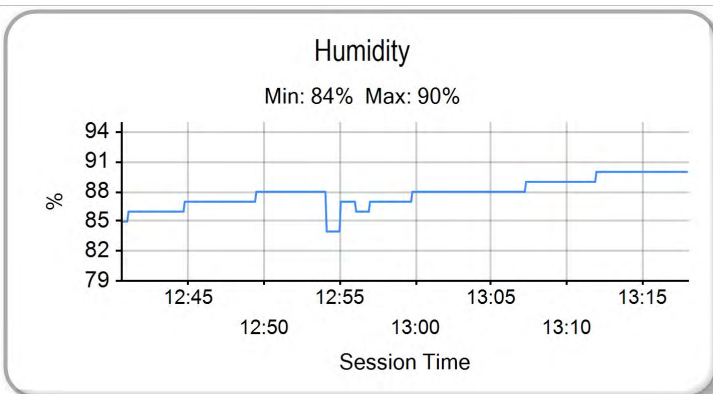
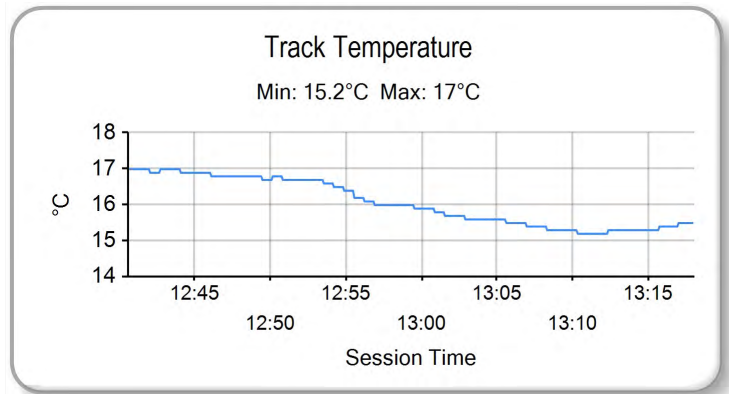
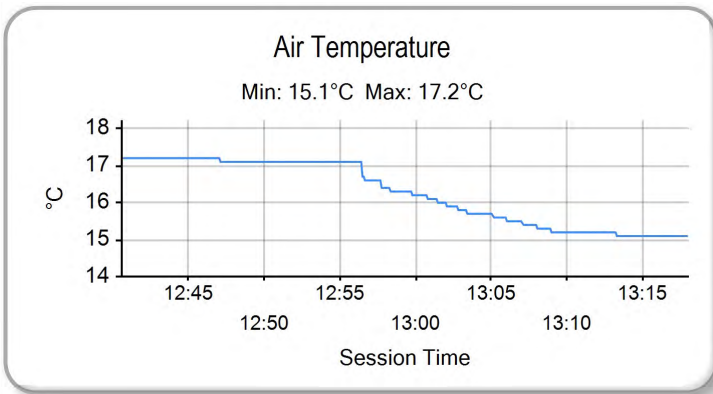
Printed - 13:22 Sunday, 16 September 2018

MCRCB BULLETIN TK215

2018 Bennetts British Superbike Championship - Round 10

2018 Pirelli National Superstock 600 Championship with Black Horse

RACE 5 - WEATHER CONDITIONS



Weather / Track : Rain / Wet

Results can be found at www.tsl-timing.com

Oulton Park International
Circuit Length = 2.6920 miles
Start: 12:53 Flag 13:15 End: 13:18

Printed - 13:23 Sunday, 16 September 2018

MCRCB BULLETIN TK216

2018 Pirelli National Superstock 600 Championship with Black Horse

RIDERS POINTS AFTER ROUND 11

	TOTAL	GAP	DIFF	31st March-2nd April Donington Park	13th-15th April Brands Hatch Indy	5th-7th May Oulton Park	25th-27th May Donington Park - WSBK	15th-17th June Snetterton	6th-8th July Knockhill	20th-22nd July Brands Hatch GP	3rd-5th August Thruxton	17th-19th August Cadwell Park	7th-9th September Silverstone	14th-16th September Oulton Park	12th-14th October Brands Hatch GP
Ryan VICKERS	225			25	25	25		25		25	25	25	25	25	
Joe SHELDON-SHAW	134	91		16	13	16	20		13	13	9	13	10	11	
Aaron CLARKE	128	97	6	10	9		11	20	9	20	10	20	13	6	
Milo WARD	116	109	12	11			16	11	10	8	20	16	11	13	
Kevin KEYES	114	111	2	20	11	20		7	16	10	6		8	16	
Aaron CLIFFORD	99	126	15	13		13	25		11	16			20	1	
Grant NEWSTEAD	87	138	12	9	20	11	9	10		4	4	9	6	5	
Ben LUXTON	78	147	9					9	6	7	16	11	9	20	
Caolán IRWIN	70	155	8	6	7		10	16	8		7	8		8	
Cameron LEE	69	156	1	5			13	5	3	9	13	5	7	9	
Korie McGREEVY	52	173	17						25	11			16		
Mark CLAYTON	49	176	3	3		9	6	8	5	5	11			2	
TJ TOMS	38	187	11		3			13	4		8	10			
Louis VALLELEY	37	188	1			6	8	6				6	1	10	
Josh WOOD	33	192	4	7	5		3			6			5	7	
Luke HOPKINS	25	200	8	8	6	7				3	1				
Adam HARTGROVE	23	202	2		8	5	7					1	2		
Zak CORDEROY	20	205	3		10	10									
Rory SKINNER	20	205	0						20						
Aaron WRIGHT	18	207	2	1	1	8		4				4			
Adam McLEAN	16	209	2		16										
Mark PIPER	15	210	1			4		2		2		7			
Cameron FRASER	14	211	1			3	5		1		5				
James ALDERSON	12	213	2			2	4					2	4		
Aaron SILVESTER	8	217	4	4	4										
Lewis PATERSON	7	218	1						7						
Liam DELVES	7	218	0										3	4	
Conor WHEELER	6	219	1							1	2			3	
Matty WHELAN	4	221	2	2	2										
Ewan POTTER	4	221	0				1	3							
Sam HOLME	4	221	0			1					3				
Kaine SHERIFF	3	222	1									3			
Alex WOOD	2	223	1				2								
Charlie FARRER	2	223	0						2						
Josh HARVEY	1	224	1					1							