



NATIONAL SUPERSTOCK 600

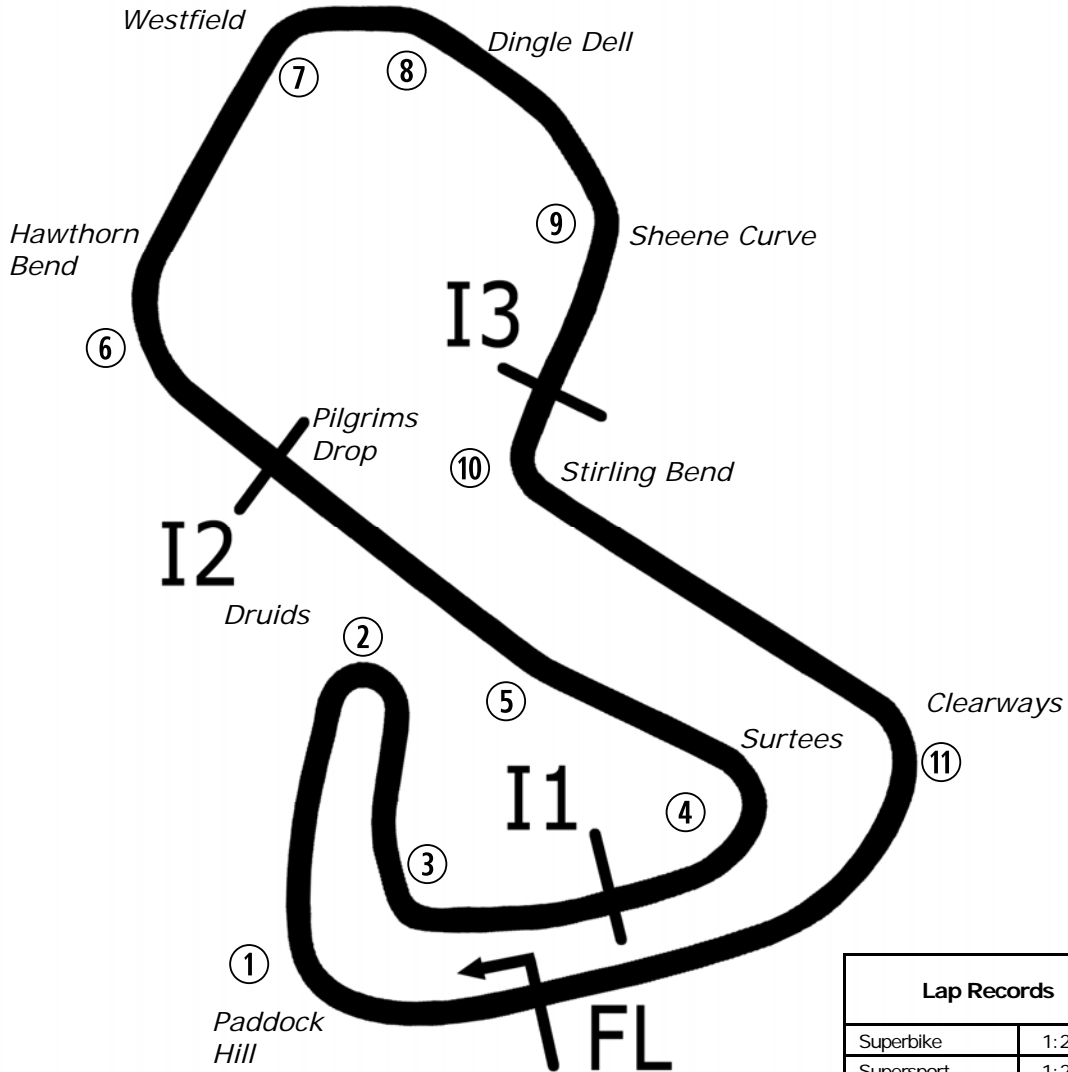
Round 12
Brands Hatch GP

12th – 14th October 2018

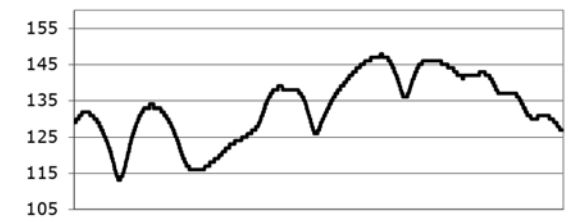


Results Provided by Timing Solutions Ltd
www.tsl-timing.com

Brands Hatch GP



Circuit Altitude (m)



Length	2.4332 miles	3916.0 m	
FL		51.36032 N	0.26032 E
I1	1116m	51.35934 N	0.25955 E
I2	1796m	51.35628 N	0.22660 E
I3	2928m	51.35532 N	0.26250 E
Pit Entry	3646m	51.35911 N	0.25743 E
Pit Exit	83m after FL	51.36017 N	0.26051 E
Pit Entry–Pit Exit 332m, 19.9s @60kph, 14.9s @80kph			

Lap Records		Best Sector Information							
		Sector 1 (FL - I1)	I1 Trap (mph)	Sector 2 (I1 - I2)	I2 Trap (mph)	Sector 3 (I2 - I3)	I3 Trap (mph)	Sector 4 (I3 - FL)	F/L Trap (mph)
Superbike	1:24.873	26.954	131.5	14.528	169.8	23.022	103.0	19.625	166.9
Supersport	1:27.675	27.760	123.3	15.236	156.7	23.473	101.2	20.607	156.8
Superstock 1000	1:27.160	27.681	127.3	14.940	164.8	23.527	100.6	20.299	162.1
Superstock 600	1:29.845	28.321	119.6	15.580	153.5	23.915	100.4	20.969	149.8
Motostar	1:32.033	28.852	108.8	16.766	135.0	24.170	100.7	22.040	131.8
F1 Sidecar	1:30.366	28.364	117.7	16.023	148.1	23.456	102.4	21.476	142.7
Ducati Cup	1:29.823	28.510	120.4	15.618	153.9	24.302	97.6	21.083	150.1
Junior Supersport	To Be Est	N/A	N/A	N/A	N/A	N/A	N/A	N/A	N/A

All results available at www.tsl-timing.com

FREE PRACTICE 1 - CLASSIFICATION

POS	NO	NAME	ENTRY	TIME	ON	LAPS	GAP	DIFF	MPH
1	1	Ryan VICKERS	Yamaha - Mototechniks Yamaha	1:38.981	13	14			88.50
2	69	Caolán IRWIN	Yamaha - Irwin Racing	1:40.928	15	15	1.947	1.947	86.79
3	10	Joe SHELDON-SHAW	Kawasaki - Via Moto Racing	1:40.981	11	11	2.000	0.053	86.74
4	75	Korie McGREEVY	Triumph - Century Racing	1:41.582	7	8	2.601	0.601	86.23
5	99	Ben LUXTON	Kawasaki - G & S Racing	1:41.739	14	14	2.758	0.157	86.10
6	8	Grant NEWSTEAD	Yamaha - Morgan Price / Tinklers Racing	1:41.991	13	13	3.010	0.252	85.88
7	6	Conor WHEELER	Yamaha - Conor Wheeler Racing	1:42.039	8	8	3.058	0.048	85.84
8	26	Adam HARTGROVE	Yamaha - Adam Hartgrove Racing	1:42.060	7	7	3.079	0.021	85.83
9	5	Aaron CLARKE	Yamaha - Draper Racing	1:42.726	9	9	3.745	0.666	85.27
10	44	Ewan POTTER	Yamaha - Jones Dorling Racing	1:43.481	14	14	4.500	0.755	84.65
11	7	Aaron WRIGHT	Yamaha - Jezaro.com	1:44.218	10	11	5.237	0.737	84.05
12	2	TJ TOMS	Kawasaki - Squidge Racing	1:44.221	5	5	5.240	0.003	84.05
13	18	Connor THOMSON	Yamaha - Connor Thomson Racing	1:44.305	13	13	5.324	0.084	83.98
14	17	Josh WOOD	Kawasaki - Wood Racing	1:45.602	6	8	6.621	1.297	82.95
15	66	Cameron FRASER	Yamaha - Jones Dorling Racing	1:45.774	12	12	6.793	0.172	82.81
16	11	Josh HARVEY	Yamaha - NR Racing	1:45.922	11	11	6.941	0.148	82.70
17	46	Harry ROWLINGS	Triumph - BER / Steve Jordan Motorcycles	1:46.093	6	9	7.112	0.171	82.56
18	58	Cameron LEE	Yamaha - Allied Motorsport	1:47.476	7	8	8.495	1.383	81.50
19	14	Louis VALLELEY	Kawasaki - Pharaoh Racing	1:47.754	4	6	8.773	0.278	81.29
20	16	Luke HOPKINS	Yamaha - Hopkins Racing	1:48.370	5	6	9.389	0.616	80.83
21	47	Angus GOUGH	Yamaha - G Fab Racing	1:48.830	13	13	9.849	0.460	80.49

QUALIFYING LAPTIME (110.0% of 1:38.981) = 1:48.879

22	55	Kevin KEYES	Kawasaki - Team #109	1:48.901	5	5	9.920	0.071	80.43
23	42	Sam HOLME	Yamaha - Everquip Racing	1:53.672	3	3	14.691	4.771	77.06
24	3	Mark CLAYTON	Yamaha - KSM Racing	1:59.077	5	5	20.096	5.405	73.56
25	32	Mark PIPER	Yamaha - Pied Piper Racing	2:00.965	5	5	21.984	1.888	72.41
26	57	Charlie MORRIS	Yamaha - M Motorsport Racing	2:01.157	3	5	22.176	0.192	72.30
27	9	Aaron CLIFFORD	Yamaha - Clifford Racing			3			
28	37	Liam DELVES	Yamaha - Team IMR			3			
29	19	James ALDERSON	Triumph - R Alderson & Sons Racing			2			
30	27	Jamie ASHBY	Yamaha - JPA Racing / Davison Transport			1			

Weather / Track : Cloudy / Damp

These results are provisional until the conclusion of any judicial and technical matters.

Brands Hatch GP

Circuit Length = 2.4332 miles

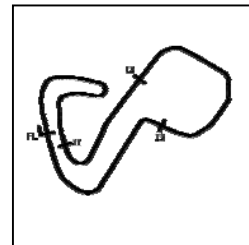
Start: 09:00 Flag 09:25 End: 09:27

Race Director :	Stewards :	Timekeeper :
-----------------	------------	--------------

Results can be found at www.britishsuperbike.com

Printed - 09:27 Friday, 12 October 2018

FREE PRACTICE 1 - SECTOR ANALYSIS



SECTOR 1 = FL to I1, SECTOR 2 = I1 to I2, SECTOR 3 = I2 to I3, SECTOR 4 = I3 to FL, DIFF = Difference To Personal Best Lap, P = Crossed Finish Line in Pit Lane, D = Time Disallowed

P1		1		Ryan VICKERS				Yamaha - Mototechniks Yamaha				
IDEAL LAP TIME : 1:38.565		BEST LAP TIME : 1:38.981		DIFFERENCE : 0.416								
LAP	SECTOR 1	SECTOR 2		SECTOR 3		SECTOR 4		LAP TIME	MPH	DIFF	TIME OF DAY	
1 -								IN PIT		P	09:00:07.893	
2 -	OUTLAP	90.1	19.364	113.7	30.797	69.3	24.490	137.5	1:53.242	77.35	14.261	09:02:01.135
3 -	34.439	94.1	18.398	120.6	28.927	76.6	23.948	135.8	1:45.712	82.86	6.731	09:03:46.847
4 -	31.957	107.2	17.714	131.0	27.694	83.1	23.155	136.9	1:40.520	87.14	1.539	09:05:27.367
5 -	32.114	108.9	17.801	131.8	27.488	83.7	23.208	137.5	1:40.611	87.06	1.630	09:07:07.978
6 -	31.553	106.6	17.499	130.8	27.423	86.7	22.965	137.7	1:39.440	(3) 88.09	0.459	09:08:47.418
7 -	31.647	109.4	17.419	135.5	27.924	82.8	23.292	138.6	1:40.282	87.35	1.301	09:10:27.700
8 -	31.419	110.0	17.604	136.1	27.792	86.7	23.219	136.1	1:40.034	87.56	1.053	09:12:07.734
9 -	31.807	109.8	17.671	132.8	28.691	84.5	23.262	137.5	1:41.431	86.36	2.450	09:13:49.165
10 -	31.794	103.4	17.753	131.8	28.443	84.0	23.266	138.3	1:41.256	86.51	2.275	09:15:30.421
11 -	31.923	108.0	17.590	131.8	27.793	85.3	23.110	137.2	1:40.416	87.23	1.435	09:17:10.837
12 -	32.355	100.9	17.927	127.3	27.865	84.7	23.019	137.7	1:41.166	86.58	2.185	09:18:52.003
13 -	31.207	107.7	17.512	133.4	27.366	86.3	22.896	138.3	1:38.981	(1) 88.50		09:20:30.984
14 -	31.233	108.7	17.726	133.4	27.606	85.1	22.786	138.6	1:39.351	(2) 88.17	0.370	09:22:10.335

P2		69		Caolán IRWIN				Yamaha - Irwin Racing				
IDEAL LAP TIME : 1:40.454		BEST LAP TIME : 1:40.928		DIFFERENCE : 0.474								
LAP	SECTOR 1	SECTOR 2		SECTOR 3		SECTOR 4		LAP TIME	MPH	DIFF	TIME OF DAY	
1 -								IN PIT		P	09:00:08.964	
2 -	OUTLAP	85.8	19.547	116.9	31.237	71.3	24.786	137.2	1:53.979	76.85	13.051	09:02:02.943
3 -	33.922	92.1	18.102	125.4	29.111	74.3	23.967	139.5	1:45.102	83.34	4.174	09:03:48.045
4 -	33.190	97.2	17.907	127.8	28.492	78.4	23.769	138.9	1:43.358	84.75	2.430	09:05:31.403
5 -	32.431	98.5	17.669	126.1	28.163	75.5	23.839	135.8	1:42.102	85.79	1.174	09:07:13.505
6 -	32.701	93.4	20.357	128.5	28.175	77.4	23.728	137.7	1:44.961	83.45	4.033	09:08:58.466
7 -	32.241	98.1	17.404	131.0	28.100	78.8	23.527	137.7	1:41.272	86.49	0.344	09:10:39.738
8 -	32.139	99.4	17.600	126.1	28.010	79.5	23.628	137.7	1:41.377	86.40	0.449	09:12:21.115
9 -	41.329	60.7						IN PIT	1:56.017	P 75.50	15.089	09:14:17.132
10 -	OUTLAP	94.7	18.259	126.3	28.164	82.0	23.642	138.3	1:47.549	81.44	6.621	09:16:04.681
11 -	32.125	101.2	17.508	127.3	27.975	78.0	23.421	137.5	1:41.029	(2) 86.70	0.101	09:17:45.710
12 -	31.972	99.7	17.449	129.8	27.996	76.0	23.755	137.2	1:41.172	(3) 86.58	0.244	09:19:26.882
13 -	32.201	102.6	17.651	129.5	27.891	77.2	23.613	137.2	1:41.356	86.42	0.428	09:21:08.238
14 -	32.208	99.4	17.692	130.0	27.782	77.6	23.543	137.5	1:41.225	86.53	0.297	09:22:49.463
15 -	31.934	100.3	17.659	130.0	28.001	77.8	23.334	138.3	1:40.928	(1) 86.79		09:24:30.391

P3		10		Joe SHELDON-SHAW				Kawasaki - Via Moto Racing				
IDEAL LAP TIME : 1:40.133		BEST LAP TIME : 1:40.981		DIFFERENCE : 0.848								
LAP	SECTOR 1	SECTOR 2		SECTOR 3		SECTOR 4		LAP TIME	MPH	DIFF	TIME OF DAY	
1 -								IN PIT		P	09:00:10.053	
2 -	OUTLAP	88.7	19.138	111.6	30.851	68.0	24.483	136.3	1:51.414	78.62	10.433	09:02:01.467
3 -	34.007	91.5	18.420	119.4	29.499	74.3	23.961	136.6	1:45.887	82.72	4.906	09:03:47.354
4 -	33.496	95.5	18.377	120.4	29.064	77.1	23.726	137.2	1:44.663	83.69	3.682	09:05:32.017
5 -	32.397	98.1	18.096	116.3	28.937	79.2	23.673	136.9	1:43.103	84.96	2.122	09:07:15.120
6 -	32.792	99.1	17.883	126.8	28.511	77.6	23.958	135.0	1:43.144	84.92	2.163	09:08:58.264
7 -	32.113	99.5	17.760	124.2	28.489	80.5	23.364	137.7	1:41.726	86.11	0.745	09:10:39.990
8 -	32.211	99.8	17.814	130.8	27.850	79.2	23.405	135.5	1:41.280	(3) 86.49	0.299	09:12:21.270
9 -	39.933	86.4	20.722	108.7	31.439	79.7	23.893	136.6	1:55.987	75.52	15.006	09:14:17.257
10 -	32.675	102.2	17.839	130.5	27.741	84.5	23.014	136.9	1:41.269	(2) 86.50	0.288	09:15:58.526
11 -	31.669	101.2	17.709	131.5	28.324	80.5	23.279	136.3	1:40.981	(1) 86.74		09:17:39.507

P4		75		Korie McGREEVY				Triumph - Century Racing				
IDEAL LAP TIME : 1:41.380		BEST LAP TIME : 1:41.582		DIFFERENCE : 0.202								
LAP	SECTOR 1	SECTOR 2		SECTOR 3		SECTOR 4		LAP TIME	MPH	DIFF	TIME OF DAY	
1 -								IN PIT		P	09:00:06.139	
2 -	OUTLAP	81.2	19.818	101.6	31.918	70.4	25.527	132.8	1:54.208	76.70	12.626	09:02:00.347
3 -	34.714	92.4	18.386	118.1	29.055	80.3	24.376	130.0	1:46.531	82.22	4.949	09:03:46.878
4 -	33.332	96.1	17.832	125.6	28.275	83.9	23.797	136.3	1:43.236	84.85	1.654	09:05:30.114
5 -	34.721	94.5	17.820	118.9	28.435	81.0	23.730	136.6	1:44.706	83.66	3.124	09:07:14.820

Weather / Track : Cloudy / Damp

Brands Hatch GP

Circuit Length = 2.4332 miles

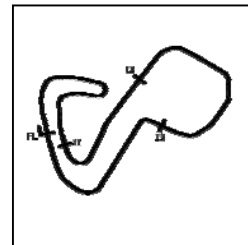
Start: 09:00 Flag 09:25 End: 09:27

MCRCB BULLETIN TK002

2018 Bennetts British Superbike Championship - Round 12

2018 Pirelli National Superstock 600 Championship with Black Horse

FREE PRACTICE 1 - SECTOR ANALYSIS



SECTOR 1 = FL to I1, SECTOR 2 = I1 to I2 SECTOR 3 = I2 to I3, SECTOR 4 = I3 to FL, DIFF = Difference To Personal Best Lap, P = Crossed Finish Line in Pit Lane, D = Time Disallowed

6 -	32.552	98.6	17.938	125.4	28.166	77.2	24.161	136.9	1:42.817	(3)	85.19	1.235	09:08:57.637
7 -	32.307	97.5	17.833	131.5	27.964	83.2	23.478	136.6	1:41.582	(1)	86.23		09:10:39.219
8 -	32.317	99.8	17.699	128.0	27.896	82.4	23.676	135.5	1:41.588	(2)	86.22	0.006	09:12:20.807

P5		99		Ben LUXTON					Kawasaki - G & S Racing						
IDEAL LAP TIME : 1:41.720				BEST LAP TIME : 1:41.739				DIFFERENCE : 0.019							
LAP	SECTOR 1	SECTOR 2		SECTOR 3		SECTOR 4		LAP TIME	MPH	DIFF	TIME OF DAY				
1 -												09:01:30.778			
2 -	OUTLAP	86.5	19.526	114.5	31.282	69.4	25.870	133.4	1:53.434		77.22	11.695	09:03:24.212		
3 -	34.408	86.3	18.837	118.9	30.378	73.4	24.899	133.1	1:48.522		80.71	6.783	09:05:12.734		
4 -	33.833	93.5	18.227	125.4	28.924	76.3	24.525	133.4	1:45.509		83.02	3.770	09:06:58.243		
5 -	33.413	96.0	18.301	129.0	29.074	76.7	24.329	136.1	1:45.117		83.33	3.378	09:08:43.360		
6 -	33.290	100.9	18.208	129.5	28.770	80.1	24.028	136.3	1:44.296		83.99	2.557	09:10:27.656		
7 -	33.019	95.5	17.848	131.8	28.713	81.1	24.075	135.5	1:43.655		84.50	1.916	09:12:11.311		
8 -	32.617	98.5	18.067	130.8	28.323	78.7	24.360	135.5	1:43.367		84.74	1.628	09:13:54.678		
9 -	32.722	97.1	17.906	132.3	28.206	78.0	23.723	137.2	1:42.557	(3)	85.41	0.818	09:15:37.235		
10 -	34.766	89.3	19.070	123.1	30.185	74.5			4:02.879	P	36.06	2:21.140	09:19:40.114		
11 -	OUTLAP	93.9	18.345	122.2	28.828	78.7	23.962	135.5	1:45.890		82.72	4.151	09:21:26.004		
12 -	32.871	99.7	17.777	130.5	28.271	82.8	23.931	137.7	1:42.850		85.17	1.111	09:23:08.854		
13 -	33.048	100.3	17.696	134.2	28.288	78.2	23.465	138.9	1:42.497	(2)	85.46	0.758	09:24:51.351		
14 -	32.441	101.2	17.677	131.3	28.137	83.1	23.484	137.2	1:41.739	(1)	86.10		09:26:33.090		

P6		8		Grant NEWSTEAD					Yamaha - Morgan Price / Tinklers Racing						
IDEAL LAP TIME : 1:41.991				BEST LAP TIME : 1:41.991				DIFFERENCE : 0.000							
LAP	SECTOR 1	SECTOR 2		SECTOR 3		SECTOR 4		LAP TIME	MPH	DIFF	TIME OF DAY				
1 -												09:00:24.607			
2 -	OUTLAP	78.9	20.459	108.9	32.963	65.8	26.955	127.8	2:01.025		72.38	19.034	09:02:25.632		
3 -	35.883	89.4	19.552	112.0	32.539	75.7	25.481	134.2	1:53.455		77.20	11.464	09:04:19.087		
4 -	34.453	95.5	18.786	122.2	30.639	74.1	24.778	135.2	1:48.656		80.61	6.665	09:06:07.743		
5 -	34.572	95.5	18.879	125.9	30.478	78.3	24.931	133.6	1:48.860		80.46	6.869	09:07:56.603		
6 -	34.016	95.7	18.620	123.8	30.459	76.3			6:16.961	P	23.23	4:34.970	09:14:13.564		
7 -	OUTLAP	89.8	18.938	124.9	29.826	79.5	24.150	136.6	1:52.832		77.63	10.841	09:16:06.396		
8 -	33.671	98.2	18.433	130.0	29.578	76.7	24.189	135.0	1:45.871		82.74	3.880	09:17:52.267		
9 -	33.235	100.3	18.013	132.1	29.123	79.3	23.822	136.1	1:44.193	(3)	84.07	2.202	09:19:36.460		
10 -	32.783	97.8	18.185	121.5	31.089	77.1	24.361	134.2	1:46.418		82.31	4.427	09:21:22.878		
11 -	32.790	99.4	17.951	127.0	29.730	79.8	23.558	137.5	1:44.029	(2)	84.20	2.038	09:23:06.907		
12 -	33.475	98.3	17.875	128.3	29.711	71.9	24.400	137.7	1:45.461		83.06	3.470	09:24:52.368		
13 -	32.525	101.9	17.703	129.8	28.570	80.8	23.193	137.5	1:41.991	(1)	85.88		09:26:34.359		

P7		6		Conor WHEELER					Yamaha - Conor Wheeler Racing						
IDEAL LAP TIME : 1:41.936				BEST LAP TIME : 1:42.039				DIFFERENCE : 0.103							
LAP	SECTOR 1	SECTOR 2		SECTOR 3		SECTOR 4		LAP TIME	MPH	DIFF	TIME OF DAY				
1 -												09:00:10.276			
2 -	OUTLAP	80.6	20.044	112.5	31.308	71.0	25.787	128.0	1:54.647		76.40	12.608	09:02:04.923		
3 -	34.919	87.0	18.865	113.1	30.229	75.9	24.364	133.1	1:48.377		80.82	6.338	09:03:53.300		
4 -	33.594	91.9	18.269	124.7	29.590	73.8	24.002	136.1	1:45.455	(3)	83.06	3.416	09:05:38.755		
5 -	33.055	89.7	18.249	124.5	28.839	76.2	23.910	135.5	1:44.053	(2)	84.18	2.014	09:07:22.808		
6 -	32.774	95.1	18.037	126.1	28.437	76.0			5:05.151	P	28.70	3:23.112	09:12:27.959		
7 -	OUTLAP	88.0	18.822	119.8	30.037	75.9	24.254	136.9	1:49.629		79.90	7.590	09:14:17.588		
8 -	32.877	93.2	17.854	126.6	27.990	79.8	23.318	134.4	1:42.039	(1)	85.84		09:15:59.627		

P8		26		Adam HARTGROVE					Yamaha - Adam Hartgrove Racing						
IDEAL LAP TIME : 1:42.060				BEST LAP TIME : 1:42.060				DIFFERENCE : 0.000							
LAP	SECTOR 1	SECTOR 2		SECTOR 3		SECTOR 4		LAP TIME	MPH	DIFF	TIME OF DAY				
1 -												09:00:15.398			
2 -	OUTLAP	81.5	21.457	95.3	34.313	64.5	26.720	132.1	2:02.212		71.67	20.152	09:02:17.610		
3 -	35.827	84.5	20.057	101.3	30.711	69.2			3:03.957	P	47.61	1:21.897	09:05:21.567		
4 -	OUTLAP	91.9	19.282	111.2	29.555	71.3	24.699	133.1	1:50.644		79.17	8.584	09:07:12.211		
5 -	33.434	94.6	18.596	118.3	29.164	71.6	24.692	136.6	1:45.886	(3)	82.72	3.826	09:08:58.097		
6 -	33.320	96.5	18.066	119.1	28.407	74.8	23.780	137.7	1:43.573	(2)	84.57	1.513	09:10:41.670		

Weather / Track : Cloudy / Damp

Brands Hatch GP

Circuit Length = 2.4332 miles

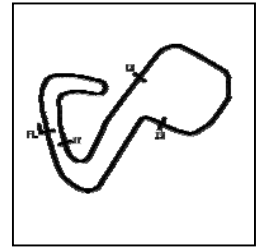
Start: 09:00 Flag 09:25 End: 09:27

MCRCB BULLETIN TK002

2018 Bennetts British Superbike Championship - Round 12

2018 Pirelli National Superstock 600 Championship with Black Horse

FREE PRACTICE 1 - SECTOR ANALYSIS



SECTOR 1 = FL to I1, SECTOR 2 = I1 to I2 SECTOR 3 = I2 to I3, SECTOR 4 = I3 to FL, DIFF = Difference To Personal Best Lap, P = Crossed Finish Line in Pit Lane, D = Time Disallowed

7- 32.236 97.8 17.937 123.5 28.243 73.9 23.644 136.9 1:42.060 (1) 85.83 09:12:23.730

P9 5		Aaron CLARKE				Yamaha - Draper Racing						
IDEAL LAP TIME : 1:42.024		BEST LAP TIME : 1:42.726				DIFFERENCE : 0.702						
LAP	SECTOR 1	SECTOR 2		SECTOR 3		SECTOR 4		LAP TIME	MPH	DIFF	TIME OF DAY	
1 -						IN PIT			P		09:00:24.271	
2 -	OUTLAP	77.6	19.935	106.3	32.356	71.8	26.197	134.7	1:55.989	75.52	13.263	09:02:20.260
3 -	34.856	85.7	18.927	117.3	30.426	74.5	25.128	135.5	1:49.337	80.11	6.611	09:04:09.597
4 -	34.315	86.0	18.816	122.6	29.713	80.5	24.477	134.2	1:47.321	81.62	4.595	09:05:56.918
5 -	33.431	96.6	18.463	127.0	29.470	79.3	24.245	135.0	1:45.609 (3)	82.94	2.883	09:07:42.527
6 -	33.782	91.4	18.720	122.0	30.346	76.0	IN PIT		3:08.984 P	46.35	1:26.258	09:10:51.511
7 -	OUTLAP	94.3	18.215	123.8	29.246	82.1	23.978	135.5	1:45.644	82.91	2.918	09:12:37.155
8 -	32.584	102.4	18.354	126.1	28.618	78.0	24.586	136.3	1:44.142 (2)	84.11	1.416	09:14:21.297
9 -	32.359	89.5	18.448	133.9	28.249	82.9	23.670	136.6	1:42.726 (1)	85.27		09:16:04.023

P10 44		Ewan POTTER				Yamaha - Jones Dorling Racing						
IDEAL LAP TIME : 1:43.481		BEST LAP TIME : 1:43.481				DIFFERENCE : 0.000						
LAP	SECTOR 1	SECTOR 2		SECTOR 3		SECTOR 4		LAP TIME	MPH	DIFF	TIME OF DAY	
1 -						IN PIT			P		09:00:17.100	
2 -	OUTLAP	75.8	21.070	105.6	34.391	61.3	27.278	133.4	2:04.490	70.36	21.009	09:02:21.590
3 -	36.558	87.8	19.681	110.7	33.711	64.7	IN PIT		2:59.941 P	48.68	1:16.460	09:05:21.531
4 -	OUTLAP	91.4	19.388	113.3	31.264	69.5	25.331	133.1	1:52.740	77.69	9.259	09:07:14.271
5 -	35.169	88.5	18.876	115.9	31.364	71.3	25.029	136.1	1:50.438	79.31	6.957	09:09:04.709
6 -	34.212	91.1	18.544	114.7	30.965	70.7	IN PIT		2:38.544 P	55.25	55.063	09:11:43.253
7 -	OUTLAP	90.4	19.016	116.7	30.800	72.7	24.708	135.0	1:50.951	78.95	7.470	09:13:34.204
8 -	34.233	96.1	18.423	115.1	30.428	71.2	24.565	135.8	1:47.649	81.37	4.168	09:15:21.853
9 -	33.866	95.4	18.323	116.5	30.631	73.6	24.421	136.1	1:47.241	81.68	3.760	09:17:09.094
10 -	33.830	97.2	18.126	119.4	29.465	79.4	23.872	136.6	1:45.293	83.19	1.812	09:18:54.387
11 -	33.240	97.9	18.012	121.1	29.415	78.6	23.751	136.9	1:44.418 (3)	83.89	0.937	09:20:38.805
12 -	33.533	100.3	17.983	119.4	29.683	76.2	23.955	136.6	1:45.154	83.30	1.673	09:22:23.959
13 -	33.078	101.0	17.974	121.3	29.547	77.4	23.781	137.7	1:44.380 (2)	83.92	0.899	09:24:08.339
14 -	32.841	104.0	17.872	122.9	29.348	77.4	23.420	138.9	1:43.481 (1)	84.65		09:25:51.820

P11 7		Aaron WRIGHT				Yamaha - Jezaro.com						
IDEAL LAP TIME : 1:43.916		BEST LAP TIME : 1:44.218				DIFFERENCE : 0.302						
LAP	SECTOR 1	SECTOR 2		SECTOR 3		SECTOR 4		LAP TIME	MPH	DIFF	TIME OF DAY	
1 -						IN PIT			P		09:00:06.389	
2 -	OUTLAP	80.0	20.509	106.5	32.988	63.2	26.632	125.4	1:58.579	73.87	14.361	09:02:04.968
3 -	36.121	89.5	19.005	117.9	30.622	72.3	28.308	105.1	1:54.056	76.80	9.838	09:03:59.024
4 -	36.468	91.8	19.173	125.2	30.199	69.6	24.837	135.8	1:50.677	79.14	6.459	09:05:49.701
5 -	34.480	94.9	18.927	123.5	29.760	71.0	24.412	136.6	1:47.579	81.42	3.361	09:07:37.280
6 -	33.267	99.1	18.339	127.8	28.877	74.2	24.172	137.5	1:44.655 (2)	83.70	0.437	09:09:21.935
7 -	33.195	97.2	18.667	123.8	30.153	70.7	IN PIT		8:28.935 P	17.21	6:44.717	09:17:50.870
8 -	OUTLAP	86.0	19.743	123.8	31.482	68.3	25.156	136.6	1:59.381	73.37	15.163	09:19:50.251
9 -	33.491	94.3	18.829	128.3	29.816	67.7	24.857	137.7	1:46.993	81.87	2.775	09:21:37.244
10 -	33.079	95.8	18.378	134.7	28.647	75.5	24.114	138.0	1:44.218 (1)	84.05		09:23:21.462
11 -	32.826	96.6	18.329	127.0	30.228	72.0	24.232	136.1	1:45.615 (3)	82.94	1.397	09:25:07.077

P12 2		TJ TOMS				Kawasaki - Squidge Racing						
IDEAL LAP TIME : 1:43.857		BEST LAP TIME : 1:44.221				DIFFERENCE : 0.364						
LAP	SECTOR 1	SECTOR 2		SECTOR 3		SECTOR 4		LAP TIME	MPH	DIFF	TIME OF DAY	
1 -						IN PIT			P		09:00:11.794	
2 -	OUTLAP	79.8	20.900	102.9	32.260	65.0	25.532	131.8	1:58.123	74.15	13.902	09:02:09.917
3 -	35.140	86.4	19.673	114.5	30.244	70.5	24.742	132.6	1:49.799 (3)	79.78	5.578	09:03:59.716
4 -	33.798	91.1	18.689	114.1	29.444	69.9	25.048	133.1	1:46.979 (2)	81.88	2.758	09:05:46.695
5 -	32.772	99.2	18.197	118.5	28.872	73.4	24.380	135.2	1:44.221 (1)	84.05		09:07:30.916

Weather / Track : Cloudy / Damp

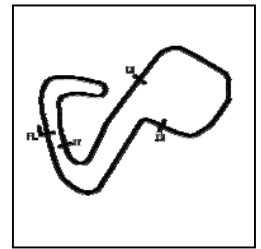
Brands Hatch GP
Circuit Length = 2.4332 miles
Start: 09:00 Flag 09:25 End: 09:27

MCRCB BULLETIN TK002

2018 Bennetts British Superbike Championship - Round 12

2018 Pirelli National Superstock 600 Championship with Black Horse

FREE PRACTICE 1 - SECTOR ANALYSIS



SECTOR 1 = FL to I1, SECTOR 2 = I1 to I2 SECTOR 3 = I2 to I3, SECTOR 4 = I3 to FL, DIFF = Difference To Personal Best Lap, P = Crossed Finish Line in Pit Lane, D = Time Disallowed

P13 18		Connor THOMSON				Yamaha - Connor Thomson Racing							
IDEAL LAP TIME : 1:44.305		BEST LAP TIME : 1:44.305				DIFFERENCE : 0.000							
LAP	SECTOR 1	SECTOR 2		SECTOR 3		SECTOR 4		LAP TIME	MPH	DIFF	TIME OF DAY		
1 -						IN PIT				P	09:00:13.036		
2 -	OUTLAP	71.1	21.596	96.6	35.166	60.0	27.474	123.8	2:05.774	69.64	21.469	09:02:18.810	
3 -	35.986	84.8	19.183	110.1	32.216	68.6	25.985	124.9	1:53.370	77.26	9.065	09:04:12.180	
4 -	35.631	86.1	19.297	101.5	31.778	71.4	25.538	116.5	1:52.244	78.04	7.939	09:06:04.424	
5 -	38.061	83.0	19.854	110.9	31.194	74.0	IN PIT		3:49.664	P	38.14	2:05.359	09:09:54.088
6 -	OUTLAP	88.1	18.834	113.7	31.295	63.6	25.960	129.5	1:57.401	74.61	13.096	09:11:51.489	
7 -	34.610	83.6	19.548	111.4	30.998	68.6	25.243	129.3	1:50.399	79.34	6.094	09:13:41.888	
8 -	33.614	89.4	18.795	118.7	29.949	73.7	24.924	128.8	1:47.282	81.65	2.977	09:15:29.170	
9 -	34.385	92.1	18.796	120.9	29.534	77.8	24.476	125.6	1:47.191	(3)	81.72	2.886	09:17:16.361
10 -	33.326	93.2	18.286	121.7	29.707	78.5	24.519	124.7	1:45.838	(2)	82.76	1.533	09:19:02.199
11 -	33.429	93.4	18.355	128.0	30.233	73.7	IN PIT		2:51.645	P	51.03	1:07.340	09:21:53.844
12 -	OUTLAP	81.2	18.676	118.9	29.534	75.4	24.143	131.0	1:48.857		80.47	4.552	09:23:42.701
13 -	33.130	91.3	18.243	118.1	29.082	74.6	23.850	130.5	1:44.305	(1)	83.98		09:25:27.006

P14 17		Josh WOOD				Kawasaki - Wood Racing							
IDEAL LAP TIME : 1:44.416		BEST LAP TIME : 1:45.602				DIFFERENCE : 1.186							
LAP	SECTOR 1	SECTOR 2		SECTOR 3		SECTOR 4		LAP TIME	MPH	DIFF	TIME OF DAY		
1 -							IN PIT			P	09:00:18.448		
2 -	OUTLAP	85.3	20.497	115.1	33.752	69.2	26.485	134.7	2:00.397	72.75	14.795	09:02:18.845	
3 -	34.900	94.9	18.858	131.3	29.701	76.1	24.722	136.1	1:48.181	(2)	80.97	2.579	09:04:07.026
4 -	34.677	98.6	19.129	127.3	29.806	76.6	IN PIT		8:25.265	P	17.33	6:39.663	09:12:32.291
5 -	OUTLAP	99.4	18.265	126.1	30.068	73.5	25.018	134.7	1:53.153	77.41	7.551	09:14:25.444	
6 -	33.129	103.0	17.812	122.2	30.316	75.6	24.345	135.0	1:45.602	(1)	82.95		09:16:11.046
7 -	32.881	102.2	17.936	128.8	29.378	74.8	IN PIT		8:45.397	P	16.67	6:59.795	09:24:56.443
8 -	OUTLAP	96.8	18.535	123.8	31.398	73.9	26.242	119.4	1:55.673	75.72	10.071	09:26:52.116	

P15 66		Cameron FRASER				Yamaha - Jones Dorling Racing							
IDEAL LAP TIME : 1:45.774		BEST LAP TIME : 1:45.774				DIFFERENCE : 0.000							
LAP	SECTOR 1	SECTOR 2		SECTOR 3		SECTOR 4		LAP TIME	MPH	DIFF	TIME OF DAY		
1 -							IN PIT			P	09:00:24.060		
2 -	OUTLAP	76.7	20.973	118.5	33.720	59.9	27.255	132.6	2:00.542	72.67	14.768	09:02:24.602	
3 -	36.340	84.9	19.819	109.4	32.849	67.4	26.201	132.8	1:55.209	76.03	9.435	09:04:19.811	
4 -	36.131	87.2	19.277	120.6	31.851	68.1	26.341	133.6	1:53.600	77.11	7.826	09:06:13.411	
5 -	36.009	89.2	19.212	119.4	31.304	69.5	25.597	134.2	1:52.122	(3)	78.12	6.348	09:08:05.533
6 -	35.796	88.4	19.304	115.1	31.413	73.3	25.852	133.6	1:52.365	77.95	6.591	09:09:57.898	
7 -	35.256	92.1	19.221	122.4	32.043	58.0	IN PIT		4:24.066	P	33.17	2:38.292	09:14:21.964
8 -	OUTLAP	86.5	19.037	124.5	30.750	70.4	25.805	133.9	1:55.734	75.68	9.960	09:16:17.698	
9 -	34.711	93.4	18.634	124.9	30.227	70.2	24.982	134.7	1:48.554	(2)	80.69	2.780	09:18:06.252
10 -	33.997	92.4	19.123	112.2	38.369	66.9	IN PIT		4:08.518	P	35.24	2:22.744	09:22:14.770
11 -	OUTLAP	90.0	19.212	120.9	30.362	73.2	24.879	135.2	1:51.200	78.77	5.426	09:24:05.970	
12 -	33.824	92.8	18.472	125.4	29.198	77.0	24.280	137.7	1:45.774	(1)	82.81		09:25:51.744

P16 11		Josh HARVEY				Yamaha - NR Racing							
IDEAL LAP TIME : 1:45.676		BEST LAP TIME : 1:45.922				DIFFERENCE : 0.246							
LAP	SECTOR 1	SECTOR 2		SECTOR 3		SECTOR 4		LAP TIME	MPH	DIFF	TIME OF DAY		
1 -							IN PIT			P	09:04:00.912		
2 -	OUTLAP	80.4	21.042	110.1	33.886	62.0	28.766	119.6	2:03.355	71.01	17.433	09:06:04.267	
3 -	38.777	80.9	20.353	111.1	33.425	62.4	27.331	130.5	1:59.886	73.06	13.964	09:08:04.153	
4 -	35.995	84.7	19.745	111.4	32.248	66.2	26.059	130.3	1:54.047	76.80	8.125	09:09:58.200	
5 -	35.677	85.5	19.699	113.7	31.582	65.0	25.874	131.8	1:52.832	77.63	6.910	09:11:51.032	
6 -	34.820	85.8	19.602	115.9	31.073	71.3	IN PIT		3:58.179	P	36.77	2:12.257	09:15:49.211
7 -	OUTLAP	85.2	19.433	117.5	31.375	71.5	25.155	134.7	1:53.173	77.40	7.251	09:17:42.384	
8 -	33.876	92.4	18.838	119.8	30.476	69.7	24.705	134.7	1:47.895	81.18	1.973	09:19:30.279	
9 -	33.608	89.1	19.051	120.2	30.520	71.3	24.463	134.4	1:47.642	(3)	81.37	1.720	09:21:17.921
10 -	33.078	94.9	18.478	122.9	30.109	67.4	24.860	136.3	1:46.525	(2)	82.23	0.603	09:23:04.446
11 -	33.284	94.7	18.518	121.7	29.918	72.3	24.202	133.4	1:45.922	(1)	82.70		09:24:50.368

Weather / Track : Cloudy / Damp

Brands Hatch GP

Circuit Length = 2.4332 miles

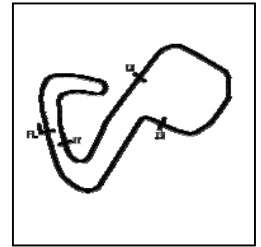
Start: 09:00 Flag 09:25 End: 09:27

MCRCB BULLETIN TK002

2018 Bennetts British Superbike Championship - Round 12

2018 Pirelli National Superstock 600 Championship with Black Horse

FREE PRACTICE 1 - SECTOR ANALYSIS



SECTOR 1 = FL to I1, SECTOR 2 = I1 to I2 SECTOR 3 = I2 to I3, SECTOR 4 = I3 to FL, DIFF = Difference To Personal Best Lap, P = Crossed Finish Line in Pit Lane, D = Time Disallowed

P17 46		Harry ROWLINGS				Triumph - BER / Steve Jordan Motorcycles						
IDEAL LAP TIME : 1:45.797		BEST LAP TIME : 1:46.093				DIFFERENCE : 0.296						
LAP	SECTOR 1	SECTOR 2		SECTOR 3		SECTOR 4		LAP TIME	MPH	DIFF	TIME OF DAY	
1 -						IN PIT					09:00:19.081	
2 -	OUTLAP	80.1	19.999	106.8	33.173	62.3	26.220	134.4	1:59.777	73.13	13.684	09:02:18.858
3 -	35.433	89.9	18.950	108.4	29.894	69.7	IN PIT		4:16.769	P 34.11	2:30.676	09:06:35.627
4 -	OUTLAP	89.0	18.705	110.3	29.551	75.1	24.332	136.3	1:47.789	81.26	1.696	09:08:23.416
5 -	34.003	88.0	18.650	110.5	29.542	71.2	24.460	137.2	1:46.655	(2) 82.13	0.562	09:10:10.071
6 -	33.454	89.7	18.469	110.3	29.561	70.7	24.609	134.2	1:46.093	(1) 82.56		09:11:56.164
7 -	35.963	85.4	19.208	109.1	30.211	70.3	IN PIT		8:44.086	P 16.71	6:57.993	09:20:40.250
8 -	OUTLAP	88.8	19.801	99.8	32.885	62.1	IN PIT		2:56.306	P 49.68	1:10.213	09:23:36.556
9 -	OUTLAP	90.5	19.748	105.8	30.685	73.0	24.408	135.0	1:49.664	79.87	3.571	09:25:26.220

P18 58		Cameron LEE				Yamaha - Allied Motorsport						
IDEAL LAP TIME : 1:46.806		BEST LAP TIME : 1:47.476				DIFFERENCE : 0.670						
LAP	SECTOR 1	SECTOR 2		SECTOR 3		SECTOR 4		LAP TIME	MPH	DIFF	TIME OF DAY	
1 -							IN PIT					09:00:08.208
2 -	OUTLAP	77.9	23.530	80.0	37.849	59.4	IN PIT		15:18.567	P 9.53	13:31.091	09:15:26.775
3 -	OUTLAP	80.6	21.260	94.9	34.752	67.5	26.711	131.8	2:05.470	69.81	17.994	09:17:32.245
4 -	36.546	82.6	20.378	98.2	33.139	67.5	25.673	136.6	1:55.736	75.68	8.260	09:19:27.981
5 -	35.336	86.2	19.737	97.9	31.682	70.7	24.924	138.0	1:51.679	78.43	4.203	09:21:19.660
6 -	34.005	90.4	19.012	101.5	31.548	71.1	24.754	139.5	1:49.319	(3) 80.13	1.843	09:23:08.979
7 -	34.252	91.0	18.728	110.3	30.465	76.0	24.031	135.8	1:47.476	(1) 81.50		09:24:56.455
8 -	35.038	89.2	18.925	106.3	30.042	76.4	24.090	138.0	1:48.095	(2) 81.03	0.619	09:26:44.550

P19 14		Louis VALLELEY				Kawasaki - Pharaoh Racing						
IDEAL LAP TIME : 1:47.190		BEST LAP TIME : 1:47.754				DIFFERENCE : 0.564						
LAP	SECTOR 1	SECTOR 2		SECTOR 3		SECTOR 4		LAP TIME	MPH	DIFF	TIME OF DAY	
1 -							IN PIT					09:00:10.825
2 -	OUTLAP	82.8	19.554	116.9	30.715	67.9	26.159	127.5	1:53.952	76.87	6.198	09:02:04.777
3 -	34.736	90.9	18.995	113.5	29.785	76.6	25.325	129.0	1:48.841	(2) 80.48	1.087	09:03:53.618
4 -	34.554	95.5	18.843	119.1	29.410	77.0	24.947	126.1	1:47.754	(1) 81.29		09:05:41.372
5 -	34.653	92.1	19.137	111.1	30.262	74.2	IN PIT		4:28.767	P 32.59	2:41.013	09:10:10.139
6 -	OUTLAP	92.3	18.873	115.7	29.419	79.7	25.232	124.7	1:48.762	80.54	1.008	09:11:58.901

P20 16		Luke HOPKINS				Yamaha - Hopkins Racing						
IDEAL LAP TIME : 1:47.682		BEST LAP TIME : 1:48.370				DIFFERENCE : 0.688						
LAP	SECTOR 1	SECTOR 2		SECTOR 3		SECTOR 4		LAP TIME	MPH	DIFF	TIME OF DAY	
1 -	OUTLAP						IN PIT					09:00:12.671
2 -	OUTLAP	73.4	23.040	85.0	38.860	53.2	IN PIT		11:33.054	P 12.63	9:44.684	09:11:45.725
3 -	OUTLAP	80.1	20.877	106.5	33.154	65.4	25.799	132.3	1:59.134	73.52	10.764	09:13:44.859
4 -	34.327	89.0	19.017	118.1	30.379	70.6	24.948	135.2	1:48.671	(2) 80.60	0.301	09:15:33.530
5 -	34.215	88.7	19.076	122.4	30.240	64.5	24.839	135.8	1:48.370	(1) 80.83		09:17:21.900
6 -	33.586	92.3	19.597	112.9	33.563	63.4	IN PIT		2:21.886	P 61.73	33.516	09:19:43.786

P21 47		Angus GOUGH				Yamaha - G Fab Racing						
IDEAL LAP TIME : 1:48.441		BEST LAP TIME : 1:48.830				DIFFERENCE : 0.389						
LAP	SECTOR 1	SECTOR 2		SECTOR 3		SECTOR 4		LAP TIME	MPH	DIFF	TIME OF DAY	
1 -							IN PIT					09:00:07.487
2 -	OUTLAP	80.2	21.105	106.8	32.004	65.7	26.133	132.6	1:58.961	73.63	10.131	09:02:06.448
3 -	38.140	75.9	20.488	110.9	32.448	59.9	26.581	125.2	1:57.657	74.45	8.827	09:04:04.105
4 -	39.745	81.5	20.418	111.2	32.542	62.6	27.325	125.9	2:00.030	72.98	11.200	09:06:04.135
5 -	38.154	85.1	20.341	108.0	32.466	65.2	25.566	130.8	1:56.527	75.17	7.697	09:08:00.662
6 -	37.068	85.2	19.720	116.9	31.429	66.2	25.984	129.5	1:54.201	76.70	5.371	09:09:54.863
7 -	36.607	89.1	19.620	119.1	31.978	67.8	IN PIT		4:24.756	P 33.08	2:35.926	09:14:19.619
8 -	OUTLAP	93.8	18.857	117.5	31.601	69.3	24.959	132.8	1:54.412	76.56	5.582	09:16:14.031
9 -	35.082	91.1	19.163	122.0	30.149	67.5	25.166	132.6	1:49.560	(3) 79.95	0.730	09:18:03.591
10 -	36.088	88.1	19.028	128.3	30.211	72.2	25.200	133.4	1:50.527	79.25	1.697	09:19:54.118
11 -	35.446	93.3	19.094	119.4	30.188	68.4	25.066	132.8	1:49.794	79.78	0.964	09:21:43.912

Weather / Track : Cloudy / Damp

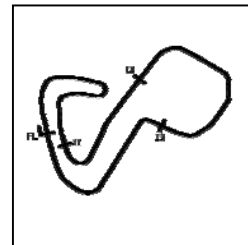
Brands Hatch GP
Circuit Length = 2.4332 miles
Start: 09:00 Flag 09:25 End: 09:27

MCRCB BULLETIN TK002

2018 Bennetts British Superbike Championship - Round 12

2018 Pirelli National Superstock 600 Championship with Black Horse

FREE PRACTICE 1 - SECTOR ANALYSIS



SECTOR 1 = FL to I1, SECTOR 2 = I1 to I2 SECTOR 3 = I2 to I3, SECTOR 4 = I3 to FL, DIFF = Difference To Personal Best Lap, P = Crossed Finish Line in Pit Lane, D = Time Disallowed

12 -	34.997	91.5	18.951	121.1	29.874	67.8	25.132	134.2	1:48.954 (2)	80.39	0.124	09:23:32.866
13 -	34.762	89.7	18.846	117.1	30.252	69.0	24.970	132.8	1:48.830 (1)	80.49		09:25:21.696

P22	55	Kevin KEYES	Kawasaki - Team #109									
IDEAL LAP TIME : 1:47.764		BEST LAP TIME : 1:48.901		DIFFERENCE : 1.137								
LAP	SECTOR 1	SECTOR 2	SECTOR 3	SECTOR 4	LAP TIME	MPH	DIFF	TIME OF DAY				
1 -				IN PIT				P 09:00:10.778				
2 -	OUTLAP	79.0	22.120	81.6	36.854	63.0	IN PIT	19:17.142 P 7.57 17:28.241 09:19:27.920				
3 -	OUTLAP	98.9	19.239	104.3	33.333	71.6	25.225	136.3	1:57.538	74.52	8.637	09:21:25.458
4 -	34.081	101.6	18.977	109.8	31.381	79.4	24.583	138.0	1:49.022 (2)	80.34	0.121	09:23:14.480
5 -	33.275	106.8	18.766	93.8	32.518	76.4	24.342	138.0	1:48.901 (1)	80.43		09:25:03.381

P23	42	Sam HOLME	Yamaha - Everquip Racing									
IDEAL LAP TIME : 1:51.706		BEST LAP TIME : 1:53.672		DIFFERENCE : 1.966								
LAP	SECTOR 1	SECTOR 2	SECTOR 3	SECTOR 4	LAP TIME	MPH	DIFF	TIME OF DAY				
1 -				IN PIT				P 09:01:48.575				
2 -	OUTLAP	80.4	21.499	107.5	35.003	69.3	26.870	128.5	2:04.491	70.36	10.819	09:03:53.066
3 -	36.735	87.1	20.014	120.6	31.021	72.4	25.902	130.3	1:53.672 (1)	77.06		09:05:46.738

P24	3	Mark CLAYTON	Yamaha - KSM Racing									
IDEAL LAP TIME : 1:57.395		BEST LAP TIME : 1:59.077		DIFFERENCE : 1.682								
LAP	SECTOR 1	SECTOR 2	SECTOR 3	SECTOR 4	LAP TIME	MPH	DIFF	TIME OF DAY				
1 -				IN PIT				P 09:01:41.099				
2 -	OUTLAP	86.4	20.442	100.7	34.223	65.7	26.781	127.0	2:00.168	72.89	1.091	09:03:41.267
3 -	39.321	63.4	20.724	109.1	33.900	63.2	IN PIT		6:34.553 P 22.20		4:35.476	09:10:15.820
4 -	OUTLAP	83.4	20.276	111.4	34.344	69.6	26.045	127.0	2:00.492	72.70	1.415	09:12:16.312
5 -	38.023	77.5	21.527	110.0	33.184	67.5	26.343	125.6	1:59.077 (1)	73.56		09:14:15.389

P25	32	Mark PIPER	Yamaha - Pied Piper Racing									
IDEAL LAP TIME : 2:00.965		BEST LAP TIME : 2:00.965		DIFFERENCE : 0.000								
LAP	SECTOR 1	SECTOR 2	SECTOR 3	SECTOR 4	LAP TIME	MPH	DIFF	TIME OF DAY				
1 -				IN PIT				P 09:00:16.648				
2 -	OUTLAP	65.1	24.196	82.2	38.508	59.3	IN PIT		18:38.429 P 7.83		16:37.464	09:18:55.077
3 -	OUTLAP	77.4	20.978	101.2	35.518	59.2	28.074	119.4	2:07.434	68.74	6.469	09:21:02.511
4 -	40.570	71.3	21.366	96.5	34.721	58.1	27.085	127.0	2:03.742 (2)	70.79	2.777	09:23:06.253
5 -	39.207	74.3	20.870	95.3	34.034	61.3	26.854	125.6	2:00.965 (1)	72.41		09:25:07.218

P26	57	Charlie MORRIS	Yamaha - M Motorsport Racing									
IDEAL LAP TIME : 2:01.157		BEST LAP TIME : 2:01.157		DIFFERENCE : 0.000								
LAP	SECTOR 1	SECTOR 2	SECTOR 3	SECTOR 4	LAP TIME	MPH	DIFF	TIME OF DAY				
1 -				IN PIT				P 09:00:50.413				
2 -	OUTLAP	78.2	22.438	91.9	37.922	55.5	29.081	125.6	2:12.929	65.89	11.772	09:03:03.342
3 -	37.671	87.3	20.973	97.2	34.575	62.0	27.938	125.9	2:01.157 (1)	72.30		09:05:04.499
4 -	39.094	80.9	21.149	98.6	34.918	63.9	IN PIT		4:37.406 P 31.57		2:36.249	09:09:41.905
5 -	OUTLAP	81.8	21.840	97.3	37.191	58.3	29.604	124.0	2:11.927	66.39	10.770	09:11:53.832

P27	9	Aaron CLIFFORD	Yamaha - Clifford Racing									
IDEAL LAP TIME : 2:00.388		BEST LAP TIME :		DIFFERENCE :								
LAP	SECTOR 1	SECTOR 2	SECTOR 3	SECTOR 4	LAP TIME	MPH	DIFF	TIME OF DAY				
1 -	OUTLAP			IN PIT				P 09:00:16.811				
2 -	OUTLAP	77.4	21.058	108.2	34.953	63.1	28.094	126.1	2:04.848	70.16		09:02:21.659
3 -	38.153	85.0	20.523	117.9	34.384	64.6	IN PIT		13:01.731 P 11.20			09:15:23.390

P28	37	Liam DELVES	Yamaha - Team IMR									
IDEAL LAP TIME :		BEST LAP TIME :		DIFFERENCE :								
LAP	SECTOR 1	SECTOR 2	SECTOR 3	SECTOR 4	LAP TIME	MPH	DIFF	TIME OF DAY				
1 -	OUTLAP			IN PIT				P 09:00:17.521				

Weather / Track : Cloudy / Damp

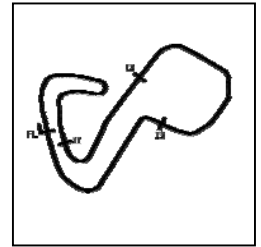
Brands Hatch GP
Circuit Length = 2.4332 miles
Start: 09:00 Flag 09:25 End: 09:27

MCRCB BULLETIN TK002

2018 Bennetts British Superbike Championship - Round 12

2018 Pirelli National Superstock 600 Championship with Black Horse

FREE PRACTICE 1 - SECTOR ANALYSIS



SECTOR 1 = FL to I1, SECTOR 2 = I1 to I2 SECTOR 3 = I2 to I3, SECTOR 4 = I3 to FL, DIFF = Difference To Personal Best Lap, P = Crossed Finish Line in Pit Lane, D = Time Disallowed

2 -	OUTLAP	75.7	21.869	95.1	36.336	60.7	IN PIT	11:34.217	P	12.61	09:11:51.738
3 -	OUTLAP	86.5	20.334	107.5	33.983	70.4	IN PIT	8:49.135	P	16.55	09:20:40.873

P29	19	James ALDERSON				Triumph - R Alderson & Sons Racing						
IDEAL LAP TIME :		BEST LAP TIME :				DIFFERENCE :						
LAP	SECTOR 1	SECTOR 2	SECTOR 3	SECTOR 4	LAP TIME	MPH	DIFF	TIME OF DAY				
1 -	OUTLAP							IN PIT	P	09:00:14.793		
2 -	OUTLAP	76.9	21.544	99.5	35.419	59.2		IN PIT	2:57.142	P	49.45	09:03:11.935

P30	27	Jamie ASHBY				Yamaha - JPA Racing / Davison Transport					
IDEAL LAP TIME :		BEST LAP TIME :				DIFFERENCE :					
LAP	SECTOR 1	SECTOR 2	SECTOR 3	SECTOR 4	LAP TIME	MPH	DIFF	TIME OF DAY			
1 -	OUTLAP							IN PIT	P	09:05:22.901	

Weather / Track : Cloudy / Damp

MCRCB BULLETIN TK003**2018 Bennetts British Superbike Championship - Round 12****2018 Pirelli National Superstock 600 Championship with Black Horse****FREE PRACTICE 1 - BEST SECTORS**

SECTOR 1			SECTOR 2			SECTOR 3			SECTOR 4			IDEAL / BEST COMPARISON						
POS	NO	NAME	TIME	NO	NAME	TIME	NO	NAME	TIME	NO	NAME	TIME	POS	NO	NAME	IDEAL	BEST	DIFF
															PERFECT LAP	1:38.550		
1	1	VICKERS	30.994	69	IRWIN	17.404	1	VICKERS	27.366	1	VICKERS	22.786	1	1	VICKERS	1:38.565	1:38.981	0.416
2	10	SHELDON	31.669	1	VICKERS	17.419	10	SHELDON	27.741	10	SHELDON	23.014	2	10	SHELDON-SHAW	1:40.133	1:40.981	0.848
3	69	IRWIN	31.934	99	LUXTON	17.677	69	IRWIN	27.782	8	NEWSTEAD	23.193	3	69	IRWIN	1:40.454	1:40.928	0.474
4	26	HARTGRO	32.236	75	McGREEV	17.699	75	McGREEV	27.896	6	WHEELER	23.318	4	75	McGREEVY	1:41.380	1:41.582	0.202
5	75	McGREEV	32.307	8	NEWSTEAD	17.703	6	WHEELER	27.990	69	IRWIN	23.334	5	99	LUXTON	1:41.720	1:41.739	0.019
6	5	CLARKE	32.359	10	SHELDON	17.709	99	LUXTON	28.137	44	POTTER	23.420	6	6	WHEELER	1:41.936	1:42.039	0.103
7	2	TOMS	32.408	5	CLARKE	17.746	26	HARTGRO	28.243	99	LUXTON	23.465	7	8	NEWSTEAD	1:41.991	1:41.991	0.000
8	99	LUXTON	32.441	17	WOOD	17.812	5	CLARKE	28.249	75	McGREEV	23.478	8	5	CLARKE	1:42.024	1:42.726	0.702
9	8	NEWSTEAD	32.525	6	WHEELER	17.854	8	NEWSTEAD	28.570	26	HARTGRO	23.644	9	26	HARTGROVE	1:42.060	1:42.060	0.000
10	6	WHEELER	32.774	44	POTTER	17.872	7	WRIGHT	28.647	5	CLARKE	23.670	10	44	POTTER	1:43.481	1:43.481	0.000
11	7	WRIGHT	32.826	26	HARTGRO	17.937	2	TOMS	28.872	18	THOMSON	23.850	11	2	TOMS	1:43.857	1:44.221	0.364
12	44	POTTER	32.841	2	TOMS	18.197	18	THOMSON	29.082	58	LEE	24.031	12	7	WRIGHT	1:43.916	1:44.218	0.302
13	17	WOOD	32.881	18	THOMSON	18.243	66	FRASER	29.198	7	WRIGHT	24.114	13	18	THOMSON	1:44.305	1:44.305	0.000
14	11	HARVEY	33.078	7	WRIGHT	18.329	44	POTTER	29.348	11	HARVEY	24.202	14	17	WOOD	1:44.416	1:45.602	1.186
15	18	THOMSON	33.130	46	ROWLING	18.469	17	WOOD	29.378	66	FRASER	24.280	15	11	HARVEY	1:45.676	1:45.922	0.246
16	55	KEYES	33.275	66	FRASER	18.472	14	VALLELE	29.410	46	ROWLING	24.332	16	66	FRASER	1:45.774	1:45.774	0.000
17	46	ROWLING	33.454	11	HARVEY	18.478	46	ROWLING	29.542	55	KEYES	24.342	17	46	ROWLINGS	1:45.797	1:46.093	0.296
18	16	HOPKINS	33.586	58	LEE	18.728	47	GOUGH	29.874	17	WOOD	24.345	18	58	LEE	1:46.806	1:47.476	0.670
19	66	FRASER	33.824	55	KEYES	18.766	11	HARVEY	29.918	2	TOMS	24.380	19	14	VALLELEY	1:47.190	1:47.754	0.564
20	14	VALLELE	33.990	14	VALLELE	18.843	58	LEE	30.042	16	HOPKINS	24.839	20	16	HOPKINS	1:47.682	1:48.370	0.688
21	58	LEE	34.005	47	GOUGH	18.846	16	HOPKINS	30.240	14	VALLELE	24.947	21	55	KEYES	1:47.764	1:48.901	1.137
22	47	GOUGH	34.762	16	HOPKINS	19.017	42	HOLME	31.021	47	GOUGH	24.959	22	47	GOUGH	1:48.441	1:48.830	0.389
23	42	HOLME	35.291	37	DELVES	19.307	55	KEYES	31.381	42	HOLME	25.902	23	42	HOLME	1:51.706	1:53.672	1.966
24	57	MORRIS	37.671	42	HOLME	19.492	37	DELVES	33.012	3	CLAYTON	26.045	24	3	CLAYTON	1:57.395	1:59.077	1.682
25	3	CLAYTON	37.890	9	CLIFFOR	19.927	3	CLAYTON	33.184	32	PIPER	26.854	25	9	CLIFFORD	2:00.388		
26	9	CLIFFOR	38.153	3	CLAYTON	20.276	27	ASHBY	33.981	57	MORRIS	27.938	26	32	PIPER	2:00.965	2:00.965	0.000
27	32	PIPER	39.207	27	ASHBY	20.704	32	PIPER	34.034	9	CLIFFOR	28.094	27	57	MORRIS	2:01.157	2:01.157	0.000
28				32	PIPER	20.870	9	CLIFFOR	34.214				28	19	ALDERSON			
29				57	MORRIS	20.973	57	MORRIS	34.575				29	27	ASHBY			
30				19	ALDERSO	21.544	19	ALDERSO	35.382				30	37	DELVES			

Weather / Track : Cloudy / Damp

Brands Hatch GP

Circuit Length = 2.4332 miles

Start: 09:00 Flag 09:25 End: 09:27

Results can be found at www.tsl-timing.com

Printed - 09:29 Friday, 12 October 2018

MCRCB BULLETIN TK004**2018 Bennetts British Superbike Championship - Round 12****2018 Pirelli National Superstock 600 Championship with Black Horse****FREE PRACTICE 1 - BEST SPEEDS**

POS	INTERMEDIATE 1			INTERMEDIATE 2			INTERMEDIATE 3			FINISH LINE		
	NO	NAME	MPH	NO	NAME	MPH	NO	NAME	MPH	NO	NAME	MPH
1	1	VICKERS	110.0	1	VICKERS	136.1	1	VICKERS	86.7	69	IRWIN	139.5
2	55	KEYES	106.8	7	WRIGHT	134.7	10	SHELDON-SHAW	84.5	58	LEE	139.5
3	44	POTTER	104.0	99	LUXTON	134.2	75	McGREEVY	83.9	99	LUXTON	138.9
4	17	WOOD	103.0	5	CLARKE	133.9	99	LUXTON	83.1	44	POTTER	138.9
5	69	IRWIN	102.6	8	NEWSTEAD	132.1	5	CLARKE	82.9	1	VICKERS	138.6
6	5	CLARKE	102.4	10	SHELDON-SHAW	131.5	69	IRWIN	82.0	7	WRIGHT	138.0
7	10	SHELDON-SHAW	102.2	75	McGREEVY	131.5	8	NEWSTEAD	80.8	55	KEYES	138.0
8	8	NEWSTEAD	101.9	17	WOOD	131.3	6	WHEELER	79.8	10	SHELDON-SHAW	137.7
9	99	LUXTON	101.2	69	IRWIN	131.0	14	VALLELEY	79.7	8	NEWSTEAD	137.7
10	75	McGREEVY	99.8	47	GOUGH	128.3	44	POTTER	79.4	26	HARTGROVE	137.7
11	2	TOMS	99.2	18	THOMSON	128.0	55	KEYES	79.4	66	FRASER	137.7
12	7	WRIGHT	99.1	6	WHEELER	126.6	18	THOMSON	78.5	46	ROWLINGS	137.2
13	26	HARTGROVE	97.8	42	HOLME	126.3	66	FRASER	77.0	75	McGREEVY	136.9
14	14	VALLELEY	95.5	66	FRASER	125.4	17	WOOD	76.6	6	WHEELER	136.9
15	6	WHEELER	95.1	26	HARTGROVE	123.5	58	LEE	76.4	5	CLARKE	136.6
16	11	HARVEY	94.9	44	POTTER	122.9	7	WRIGHT	75.5	11	HARVEY	136.3
17	47	GOUGH	93.8	11	HARVEY	122.9	46	ROWLINGS	75.1	17	WOOD	136.1
18	18	THOMSON	93.4	16	HOPKINS	122.4	26	HARTGROVE	74.8	16	HOPKINS	135.8
19	66	FRASER	93.4	14	VALLELEY	119.1	2	TOMS	73.6	2	TOMS	135.2
20	16	HOPKINS	92.3	2	TOMS	118.5	42	HOLME	72.4	47	GOUGH	134.2
21	37	DELVES	91.9	9	CLIFFORD	117.9	11	HARVEY	72.3	18	THOMSON	131.0
22	58	LEE	91.0	37	DELVES	113.1	47	GOUGH	72.2	42	HOLME	130.3
23	46	ROWLINGS	90.5	3	CLAYTON	111.4	16	HOPKINS	70.6	14	VALLELEY	129.0
24	9	CLIFFORD	90.4	46	ROWLINGS	110.5	37	DELVES	70.4	3	CLAYTON	127.0
25	57	MORRIS	87.3	58	LEE	110.3	3	CLAYTON	69.6	32	PIPER	127.0
26	42	HOLME	87.1	55	KEYES	109.8	27	ASHBY	67.5	9	CLIFFORD	126.1
27	3	CLAYTON	86.4	27	ASHBY	104.6	19	ALDERSON	67.1	57	MORRIS	125.9
28	27	ASHBY	83.1	32	PIPER	101.2	9	CLIFFORD	66.3			
29	19	ALDERSON	77.9	19	ALDERSON	99.5	57	MORRIS	63.9			
30	32	PIPER	77.4	57	MORRIS	98.6	32	PIPER	61.3			

Weather / Track : Cloudy / Damp

Brands Hatch GP

Circuit Length = 2.4332 miles

Start: 09:00 Flag 09:25 End: 09:27

Results can be found at www.tsl-timing.com

Printed - 09:30 Friday, 12 October 2018

MCRCB BULLETIN TK005

2018 Bennetts British Superbike Championship - Round 12

2018 Pirelli National Superstock 600 Championship with Black Horse

FREE PRACTICE 1 - FASTEST LAP SEQUENCE

SESS. TIME	NO	NAME	ENTRY	TIME	MPH	LAP
3:46.044	1	Ryan VICKERS	Yamaha - Mototechniks Yamaha	1:45.712	82.86	3
3:47.233	69	Caolán IRWIN	Yamaha - Irwin Racing	1:45.102	83.34	3
5:26.564	1	Ryan VICKERS	Yamaha - Mototechniks Yamaha	1:40.520	87.14	4
8:46.631	1	Ryan VICKERS	Yamaha - Mototechniks Yamaha	1:39.440	88.09	6
20:30.197	1	Ryan VICKERS	Yamaha - Mototechniks Yamaha	1:38.981	88.50	13

Weather / Track : Cloudy / Damp

Results can be found at www.tsl-timing.com

Brands Hatch GP
Circuit Length = 2.4332 miles
Start: 09:00 Flag 09:25 End: 09:27

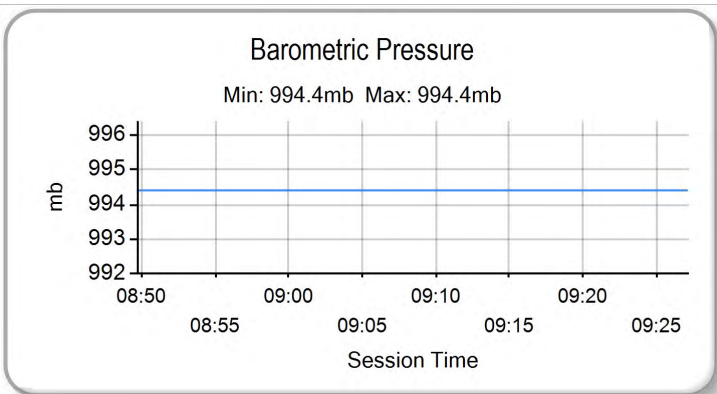
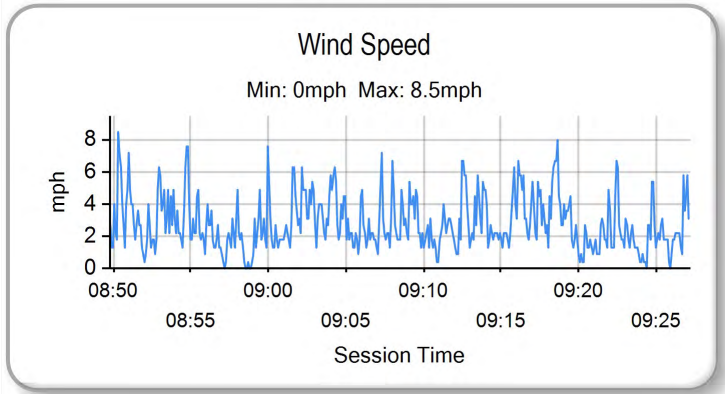
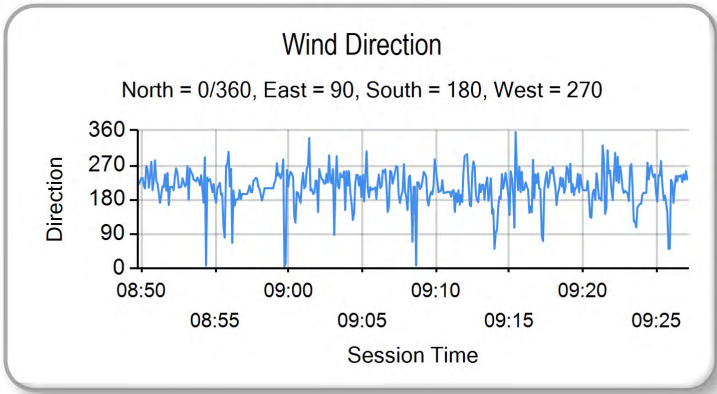
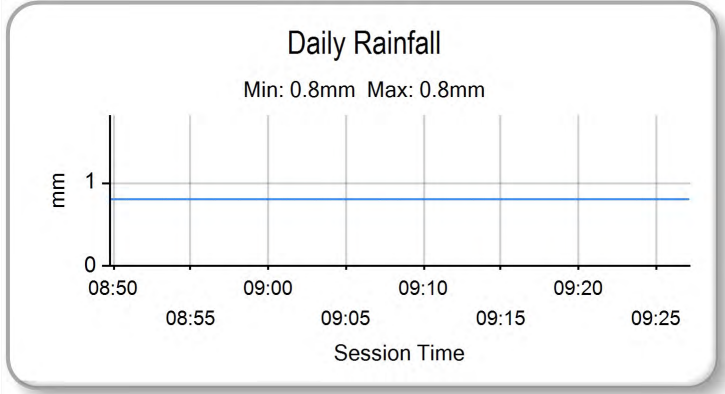
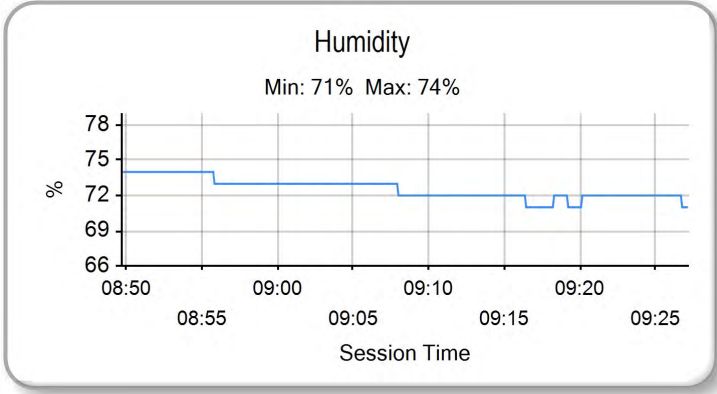
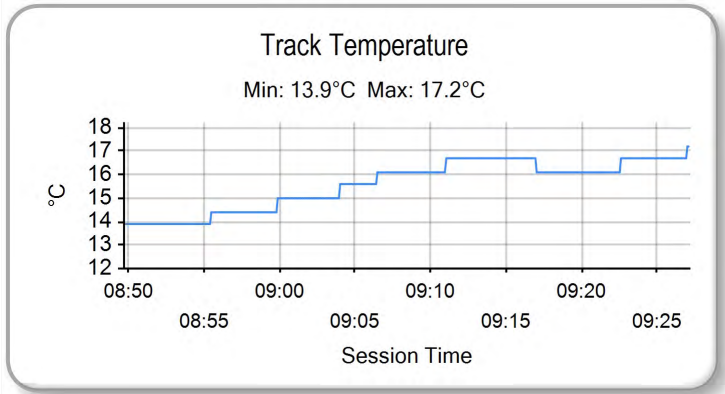
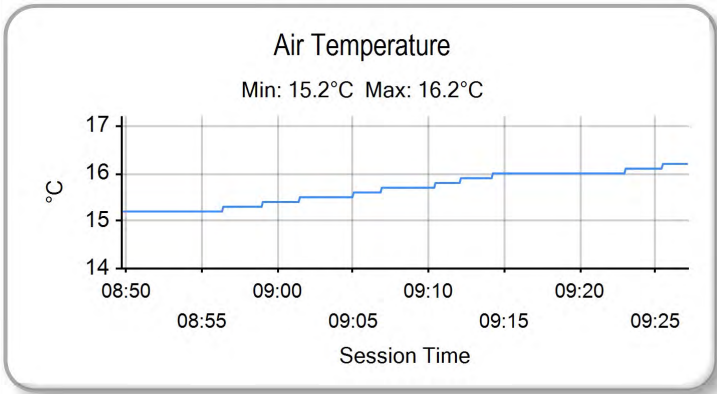
Printed - 09:30 Friday, 12 October 2018

MCRCB BULLETIN TK006

2018 Bennetts British Superbike Championship - Round 12

2018 Pirelli National Superstock 600 Championship with Black Horse

FREE PRACTICE 1 - WEATHER CONDITIONS



Weather / Track : Cloudy / Damp

Results can be found at www.tsl-timing.com

Brands Hatch GP
Circuit Length = 2.4332 miles
Start: 09:00 Flag 09:25 End: 09:27

Printed - 09:31 Friday, 12 October 2018

FREE PRACTICE 2 - CLASSIFICATION

POS	NO	NAME	ENTRY	TIME	ON	LAPS	GAP	DIFF	MPH
1	1	Ryan VICKERS	Yamaha - Mototechniks Yamaha	1:30.653	11	11			96.63
2	55	Kevin KEYES	Kawasaki - Team #109	1:31.899	10	12	1.246	1.246	95.32
3	10	Joe SHELDON-SHAW	Kawasaki - Via Moto Racing	1:31.961	5	11	1.308	0.062	95.25
4	99	Ben LUXTON	Kawasaki - G & S Racing	1:32.055	10	12	1.402	0.094	95.15
5	2	TJ TOMS	Kawasaki - Squidge Racing	1:32.568	6	11	1.915	0.513	94.63
6	58	Cameron LEE	Yamaha - Allied Motorsport	1:32.579	2	2	1.926	0.011	94.62
7	26	Adam HARTGROVE	Yamaha - Adam Hartgrove Racing	1:32.800	4	11	2.147	0.221	94.39
8	14	Louis VALLELEY	Kawasaki - Pharaoh Racing	1:32.918	6	12	2.265	0.118	94.27
9	17	Josh WOOD	Kawasaki - Wood Racing	1:32.979	10	11	2.326	0.061	94.21
10	69	Caolán IRWIN	Yamaha - Irwin Racing	1:33.037	6	8	2.384	0.058	94.15
11	75	Korie MCGREEVY	Triumph - Century Racing	1:33.118	5	5	2.465	0.081	94.07
12	9	Aaron CLIFFORD	Yamaha - Clifford Racing	1:33.232	9	9	2.579	0.114	93.95
13	7	Aaron WRIGHT	Yamaha - Jezaro.com	1:33.303	11	11	2.650	0.071	93.88
14	19	James ALDERSON	Triumph - R Alderson & Sons Racing	1:33.386	10	12	2.733	0.083	93.80
15	16	Luke HOPKINS	Yamaha - Hopkins Racing	1:33.433	4	9	2.780	0.047	93.75
16	37	Liam DELVES	Yamaha - Team IMR	1:33.450	11	11	2.797	0.017	93.73
17	8	Grant NEWSTEAD	Yamaha - Morgan Price / Tinklers Racing	1:33.495	9	10	2.842	0.045	93.69
18	46	Harry ROWLINGS	Triumph - BER / Steve Jordan Motorcycles	1:33.511	9	11	2.858	0.016	93.67
19	5	Aaron CLARKE	Yamaha - Draper Racing	1:33.524	10	10	2.871	0.013	93.66
20	6	Conor WHEELER	Yamaha - Conor Wheeler Racing	1:34.028	3	4	3.375	0.504	93.16
21	3	Mark CLAYTON	Yamaha - KSM Racing	1:34.383	10	11	3.730	0.355	92.81
22	42	Sam HOLME	Yamaha - Everquip Racing	1:34.449	4	9	3.796	0.066	92.74
23	57	Charlie MORRIS	Yamaha - M Motorsport Racing	1:34.869	11	11	4.216	0.420	92.33
24	71	Charlie FARRER	Yamaha - Paul Veazey Racing	1:35.004	12	12	4.351	0.135	92.20
25	66	Cameron FRASER	Yamaha - Jones Dorling Racing	1:35.265	6	12	4.612	0.261	91.95
26	27	Jamie ASHBY	Yamaha - JPA Racing / Davison Transport	1:35.543	11	11	4.890	0.278	91.68
27	44	Ewan POTTER	Yamaha - Jones Dorling Racing	1:35.886	10	11	5.233	0.343	91.35
28	32	Mark PIPER	Yamaha - Pied Piper Racing	1:35.914	5	12	5.261	0.028	91.33
29	11	Josh HARVEY	Yamaha - NR Racing	1:36.604	10	11	5.951	0.690	90.67
30	18	Connor THOMSON	Yamaha - Connor Thomson Racing	1:36.802	6	6	6.149	0.198	90.49
31	47	Angus GOUGH	Yamaha - G Fab Racing	1:37.924	8	9	7.271	1.122	89.45
32	4	Connor MOODY	Kawasaki - Steelmate Racing	1:38.020	11	12	7.367	0.096	89.36

QUALIFYING LAPTIME (110.0% of 1:30.653) = 1:39.718

Weather / Track : Bright / Dry

These results are provisional until the conclusion of any judicial and technical matters.

Brands Hatch GP

Circuit Length = 2.4332 miles

Start: 13:25 Flag 13:51 End: 13:53

Race Director :	Stewards :	Timekeeper :
-----------------	------------	--------------

Results can be found at www.britishsuperbike.com

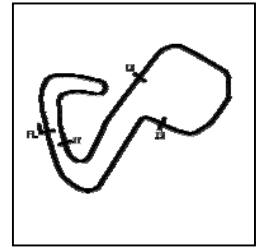
Printed - 13:53 Friday, 12 October 2018

MCRCB BULLETIN TK044

2018 Bennetts British Superbike Championship - Round 12

2018 Pirelli National Superstock 600 Championship with Black Horse

FREE PRACTICE 2 - SECTOR ANALYSIS



SECTOR 1 = FL to I1, SECTOR 2 = I1 to I2 SECTOR 3 = I2 to I3, SECTOR 4 = I3 to FL, DIFF = Difference To Personal Best Lap, P = Crossed Finish Line in Pit Lane, D = Time Disallowed
 12 - 29.530 **111.4** 16.251 143.0 25.626 89.7 22.274 137.5 1:33.681 93.50 1.626 13:51:27.111

P5		2		TJ TOMS		Kawasaki - Squidge Racing						
IDEAL LAP TIME : 1:32.189		BEST LAP TIME : 1:32.568		DIFFERENCE : 0.379								
LAP	SECTOR 1	SECTOR 2		SECTOR 3		SECTOR 4		LAP TIME	MPH	DIFF	TIME OF DAY	
1 -	OUTLAP	97.9	17.292	131.3	26.809	83.0	22.557	140.9	1:38.788	88.67	6.220	13:26:45.805
2 -	30.723	108.9	16.772	138.3	25.616	84.8	22.511	141.8	1:35.622	91.60	3.054	13:28:21.427
3 -	30.197	107.2	16.459	139.2	25.218	85.8	22.093	144.0	1:33.967	93.22	1.399	13:29:55.394
4 -	29.764	109.1	16.429	140.6	25.100	86.0	21.947	140.9	1:33.240	93.94	0.672	13:31:28.634
5 -	29.843	111.2	16.185	138.6	25.070	87.6	21.803	142.7	1:32.901 (2)	94.29	0.333	13:33:01.535
6 -	29.395	111.1	16.336	144.3	24.928	91.5	21.909	140.9	1:32.568 (1)	94.63		13:34:34.103
7 -	33.142	78.1			24.856	86.0	IN PIT	140.3	10:17.673 P	14.18	8:45.105	13:44:51.776
8 -	OUTLAP	103.2	16.804	140.3	25.773	86.4	23.238	140.6	1:38.031	89.35	5.463	13:46:29.807
9 -	29.666	110.1	16.319	143.3	25.038	94.2	22.164	142.1	1:33.187 (3)	94.00	0.619	13:48:02.994
10 -	29.579	112.0	16.316	139.8	25.661	86.9	22.082	142.4	1:33.638	93.55	1.070	13:49:36.632
11 -	29.426	110.0	16.584	140.1	25.407	94.3	21.809	141.2	1:33.226	93.96	0.658	13:51:09.858

P6		58		Cameron LEE		Yamaha - Allied Motorsport						
IDEAL LAP TIME : 1:32.041		BEST LAP TIME : 1:32.579		DIFFERENCE : 0.538								
LAP	SECTOR 1	SECTOR 2		SECTOR 3		SECTOR 4		LAP TIME	MPH	DIFF	TIME OF DAY	
1 -	OUTLAP	95.4	17.263	142.7	25.833	87.0	22.138	140.9	1:45.505	83.02	12.926	13:27:12.180
2 -	29.498	105.1	16.418	144.3	24.886	91.1	21.777	140.9	1:32.579 (1)	94.62		13:28:44.759

P7		26		Adam HARTGROVE		Yamaha - Adam Hartgrove Racing						
IDEAL LAP TIME : 1:32.512		BEST LAP TIME : 1:32.800		DIFFERENCE : 0.288								
LAP	SECTOR 1	SECTOR 2		SECTOR 3		SECTOR 4		LAP TIME	MPH	DIFF	TIME OF DAY	
1 -	OUTLAP	105.5	16.371	137.5	25.556	85.0	22.016	141.8	1:35.333	91.88	2.533	13:26:39.761
2 -	29.775	106.0	16.278	143.0	25.194	84.2	21.895	141.5	1:33.142	94.04	0.342	13:28:12.903
3 -	29.647	106.1	16.229	140.3	25.178	85.8	21.768	142.1	1:32.822 (2)	94.37	0.022	13:29:45.725
4 -	29.447	106.5	16.274	141.5	25.257	86.5	21.822	141.5	1:32.800 (1)	94.39		13:31:18.525
5 -	29.619	106.8	18.600	137.2	26.039	82.4	IN PIT		3:54.732 P	37.31	2:21.932	13:35:13.257
6 -	OUTLAP	104.5	18.952	129.0	30.258	67.5	IN PIT		8:12.142 P	17.79	6:39.342	13:43:25.399
7 -	OUTLAP	99.4	16.784	137.7	25.615	84.9	22.367	140.9	1:35.608	91.62	2.808	13:45:01.007
8 -	30.137	105.3	16.588	140.1	25.508	83.5	22.033	141.8	1:34.266	92.92	1.466	13:46:35.273
9 -	29.678	104.5	16.622	140.6	25.362	84.2	21.993	141.2	1:33.655	93.53	0.855	13:48:08.928
10 -	29.816	106.1	16.369	140.9	25.279	85.7	21.870	140.3	1:33.334	93.85	0.534	13:49:42.262
11 -	29.692	106.0	16.341	139.2	25.237	85.0	21.658	143.0	1:32.928 (3)	94.26	0.128	13:51:15.190

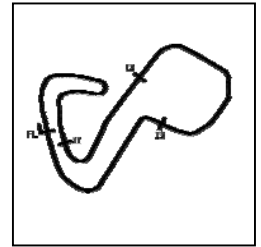
P8		14		Louis VALLELEY		Kawasaki - Pharaoh Racing						
IDEAL LAP TIME : 1:32.562		BEST LAP TIME : 1:32.918		DIFFERENCE : 0.356								
LAP	SECTOR 1	SECTOR 2		SECTOR 3		SECTOR 4		LAP TIME	MPH	DIFF	TIME OF DAY	
1 -	OUTLAP	99.7	17.261	135.8	26.799	88.4	22.426	139.2	1:38.353	89.06	5.435	13:26:44.939
2 -	30.433	109.8	16.648	139.8	25.455	97.8	23.328	138.0	1:35.864	91.37	2.946	13:28:20.803
3 -	29.841	108.9	16.596	143.0	25.100	94.7	22.588	140.1	1:34.125	93.06	1.207	13:29:54.928
4 -	29.944	111.1	16.375	143.7	25.240	90.6	22.039	140.1	1:33.598	93.59	0.680	13:31:28.526
5 -	29.484	110.7	16.494	144.0	25.067	90.6	21.917	138.9	1:32.962 (2)	94.23	0.044	13:33:01.488
6 -	29.556	103.7	16.508	144.6	24.944	91.4	21.910	139.8	1:32.918 (1)	94.27		13:34:34.406
7 -	35.122	68.7			25.194	88.5	IN PIT	134.4	9:13.431 P	15.82	7:40.513	13:43:47.837
8 -	OUTLAP	98.8	17.006	140.1	25.830	89.0	22.712	137.7	1:37.309	90.02	4.391	13:45:25.146
9 -	30.037	107.3	16.524	141.5	25.132	91.8	22.163	139.5	1:33.856	93.33	0.938	13:46:59.002
10 -	29.488	110.5	16.299	142.4	24.943	95.3	22.307	140.1	1:33.037 (3)	94.15	0.119	13:48:32.039
11 -	29.894	109.8	16.394	143.0	25.107	88.8	21.918	139.5	1:33.313	93.87	0.395	13:50:05.352
12 -	30.275	105.3	16.553	143.3	25.113	94.1	22.271	138.0	1:34.212	92.98	1.294	13:51:39.564

P9		17		Josh WOOD		Kawasaki - Wood Racing						
IDEAL LAP TIME : 1:32.794		BEST LAP TIME : 1:32.979		DIFFERENCE : 0.185								
LAP	SECTOR 1	SECTOR 2		SECTOR 3		SECTOR 4		LAP TIME	MPH	DIFF	TIME OF DAY	
1 -	OUTLAP	100.0	17.419	137.2	27.047	85.8	23.108	141.5	1:41.545	86.26	8.566	13:27:05.314
2 -	30.649	106.1	16.698	141.2	25.938	88.8	22.191	141.8	1:35.476	91.74	2.497	13:28:40.790

Weather / Track : Bright / Dry

Brands Hatch GP
 Circuit Length = 2.4332 miles
 Start: 13:25 Flag 13:51 End: 13:53

FREE PRACTICE 2 - SECTOR ANALYSIS



SECTOR 1 = FL to I1, SECTOR 2 = I1 to I2 SECTOR 3 = I2 to I3, SECTOR 4 = I3 to FL, DIFF = Difference To Personal Best Lap, P = Crossed Finish Line in Pit Lane, D = Time Disallowed

3 -	30.719	107.8	16.497	142.7	26.660	82.3	22.342	140.9	1:36.218	91.04	3.239	13:30:17.008	
4 -	30.364	107.5	16.633	144.6	25.631	84.5	IN PIT		4:00.558	P	36.41	2:27.579	13:34:17.566
5 -	OUTLAP	106.1	17.080	142.7	25.916	85.8	22.143	141.8	1:36.868		90.43	3.889	13:35:54.434
6 -	37.128	90.6					IN PIT		7:56.940	P	18.36	6:23.961	13:43:51.374
7 -	OUTLAP	97.5	17.951	131.3	27.099	84.4	22.685	142.4	1:41.478		86.32	8.499	13:45:32.852
8 -	30.172	109.8	16.569	143.0	25.684	86.1	22.092	140.6	1:34.517		92.68	1.538	13:47:07.369
9 -	29.912	109.4	16.362	145.8	25.766	86.7	21.991	144.3	1:34.031	(3)	93.15	1.052	13:48:41.400
10 -	29.594	109.8	16.382	140.1	25.117	90.0	21.886	143.0	1:32.979	(1)	94.21		13:50:14.379
11 -	30.433	108.7	16.460	141.5	25.231	87.1	21.721	142.1	1:33.845	(2)	93.34	0.866	13:51:48.224

P10 69		Caolán IRWIN				Yamaha - Irwin Racing							
IDEAL LAP TIME : 1:32.720		BEST LAP TIME : 1:33.037				DIFFERENCE : 0.317							
LAP	SECTOR 1	SECTOR 2		SECTOR 3		SECTOR 4		LAP TIME	MPH	DIFF	TIME OF DAY		
1 -	OUTLAP	104.6	17.383	133.6	28.811	81.5	22.332	144.6	1:41.339	86.44	8.302	13:26:46.724	
2 -	30.270	106.5	16.458	135.5	25.764	84.4	22.198	141.8	1:34.690	92.51	1.653	13:28:21.414	
3 -	31.304	86.5					IN PIT		15:32.870	P	9.39	13:59.833	13:43:54.284
4 -	OUTLAP	99.1	17.001	128.8	27.523	81.6	23.215	142.7	1:39.782	87.78	6.745	13:45:34.066	
5 -	29.744	108.5	16.477	142.7	25.244	82.8	21.898	142.1	1:33.363	(3)	93.82	0.326	13:47:07.429
6 -	29.576	107.3	16.306	137.7	25.426	88.7	21.729	144.6	1:33.037	(1)	94.15		13:48:40.466
7 -	29.742	112.4	16.260	142.4	25.155	82.8	22.315	141.8	1:33.472		93.71	0.435	13:50:13.938
8 -	29.608	113.3	16.388	143.3	25.355	88.3	21.851	141.5	1:33.202	(2)	93.98	0.165	13:51:47.140

P11 75		Korie McGREEVY				Triumph - Century Racing							
IDEAL LAP TIME : 1:33.118		BEST LAP TIME : 1:33.118				DIFFERENCE : 0.000							
LAP	SECTOR 1	SECTOR 2		SECTOR 3		SECTOR 4		LAP TIME	MPH	DIFF	TIME OF DAY		
1 -	OUTLAP						IN PIT		19:33.378	P	7.46	18:00.260	13:44:38.350
2 -	OUTLAP	79.9	18.928	118.5	31.237	70.1	24.488	138.0	1:51.813		78.34	18.695	13:46:30.163
3 -	33.741	92.5	17.754	130.3	26.669	86.0	22.754	140.6	1:40.918	(3)	86.80	7.800	13:48:11.081
4 -	30.557	103.4	17.265	139.8	25.667	90.6	21.995	140.6	1:35.484	(2)	91.74	2.366	13:49:46.565
5 -	29.570	106.5	16.488	144.0	25.225	93.2	21.835	140.6	1:33.118	(1)	94.07		13:51:19.683

P12 9		Aaron CLIFFORD				Yamaha - Clifford Racing							
IDEAL LAP TIME : 1:33.125		BEST LAP TIME : 1:33.232				DIFFERENCE : 0.107							
LAP	SECTOR 1	SECTOR 2		SECTOR 3		SECTOR 4		LAP TIME	MPH	DIFF	TIME OF DAY		
1 -	OUTLAP	87.2	17.847	128.3	27.398	84.9	22.658	140.9	1:41.095		86.64	7.863	13:26:55.423
2 -	31.118	101.3	16.984	136.6	25.835	80.4	22.219	141.5	1:36.156		91.10	2.924	13:28:31.579
3 -	30.725	98.5	16.782	144.9	25.663	85.4	21.997	140.3	1:35.167		92.04	1.935	13:30:06.746
4 -	32.133	80.0					IN PIT		13:28.265	P	10.83	11:55.033	13:43:35.011
5 -	OUTLAP	101.0	17.000	139.8	25.827	85.3	22.214	140.6	1:35.914		91.33	2.682	13:45:10.925
6 -	30.171	105.3	16.752	144.9	25.207	89.8	22.074	140.1	1:34.204		92.98	0.972	13:46:45.129
7 -	29.972	108.9	16.562	144.0	25.224	93.0	22.214	140.3	1:33.972	(3)	93.21	0.740	13:48:19.101
8 -	29.853	111.4	16.465	143.7	25.260	89.4	21.921	140.3	1:33.499	(2)	93.68	0.267	13:49:52.600
9 -	29.764	111.8	16.344	144.6	25.314	87.9	21.810	140.1	1:33.232	(1)	93.95		13:51:25.832

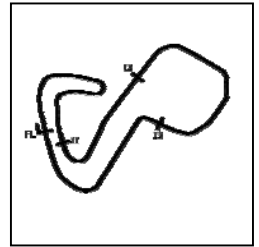
P13 7		Aaron WRIGHT				Yamaha - Jezaro.com							
IDEAL LAP TIME : 1:33.060		BEST LAP TIME : 1:33.303				DIFFERENCE : 0.243							
LAP	SECTOR 1	SECTOR 2		SECTOR 3		SECTOR 4		LAP TIME	MPH	DIFF	TIME OF DAY		
1 -	OUTLAP	97.9	17.039	134.4	26.674	81.8	22.733	140.3	1:38.864		88.60	5.561	13:26:42.984
2 -	31.660	97.3	16.987	137.7	26.311	81.9	23.004	141.2	1:37.962		89.42	4.659	13:28:20.946
3 -	30.450	102.2	16.482	142.1	25.347	85.2	22.014	143.7	1:34.293		92.90	0.990	13:29:55.239
4 -	30.442	105.3	16.555	140.3	25.733	85.7	22.107	141.8	1:34.837		92.36	1.534	13:31:30.076
5 -	30.190	107.2	16.339	144.9	25.408	87.0	21.961	140.9	1:33.898		93.29	0.595	13:33:03.974
6 -	30.086	106.5	16.373	143.7	25.278	84.5	22.085	140.6	1:33.822	(3)	93.36	0.519	13:34:37.796
7 -	38.445	90.0			25.154	87.7	IN PIT	138.3	10:14.245	P	14.26	8:40.942	13:44:52.041
8 -	OUTLAP	96.2	16.914	138.3	25.900	86.7	22.911	142.1	1:38.830		88.63	5.527	13:46:30.871
9 -	31.199	101.5	16.692	142.7	25.543	83.9	22.224	140.9	1:35.658		91.57	2.355	13:48:06.529
10 -	30.008	106.3	16.480	144.0	25.195	85.3	21.796	141.2	1:33.479	(2)	93.70	0.176	13:49:40.008
11 -	29.831	108.5	16.411	144.6	25.325	90.1	21.736	142.1	1:33.303	(1)	93.88		13:51:13.311

MCRCB BULLETIN TK044

2018 Bennetts British Superbike Championship - Round 12

2018 Pirelli National Superstock 600 Championship with Black Horse

FREE PRACTICE 2 - SECTOR ANALYSIS



SECTOR 1 = FL to I1, SECTOR 2 = I1 to I2 SECTOR 3 = I2 to I3, SECTOR 4 = I3 to FL, DIFF = Difference To Personal Best Lap, P = Crossed Finish Line in Pit Lane, D = Time Disallowed

P14 19		James ALDERSON				Triumph - R Alderson & Sons Racing						
IDEAL LAP TIME : 1:33.386		BEST LAP TIME : 1:33.386				DIFFERENCE : 0.000						
LAP	SECTOR 1	SECTOR 2		SECTOR 3		SECTOR 4		LAP TIME	MPH	DIFF	TIME OF DAY	
1 -	OUTLAP	91.4	17.737	133.6	27.246	85.7	22.940	139.8	1:42.076	85.81	8.690	13:27:07.522
2 -	31.146	99.5	17.151	141.2	26.061	87.3	22.523	138.3	1:36.881	90.41	3.495	13:28:44.403
3 -	30.225	108.2	16.649	143.0	26.059	86.5	22.477	140.1	1:35.410	91.81	2.024	13:30:19.813
4 -	30.061	108.7	16.457	144.0	25.966	79.8	23.108	139.2	1:35.592	91.63	2.206	13:31:55.405
5 -	29.898	108.9	16.441	143.3	25.521	91.0	22.189	138.0	1:34.049 (3)	93.14	0.663	13:33:29.454
6 -	29.795	110.5	16.577	143.0	25.643	90.4	22.076	139.8	1:34.091	93.09	0.705	13:35:03.545
7 -	29.924	108.9	16.559	142.7	25.907	79.4	IN PIT		8:41.177 P	16.80	7:07.791	13:43:44.722
8 -	OUTLAP	103.7	16.747	141.2	26.653	84.7	22.908	139.2	1:38.341	89.07	4.955	13:45:23.063
9 -	29.847	112.2	16.539	142.7	25.494	92.0	22.189	140.1	1:34.069	93.12	0.683	13:46:57.132
10 -	29.674	113.1	16.438	143.3	25.369	93.0	21.905	140.9	1:33.386 (1)	93.80		13:48:30.518
11 -	29.908	110.1	16.474	143.7	25.401	92.4	22.177	139.2	1:33.960 (2)	93.22	0.574	13:50:04.478
12 -	29.805	111.4	16.497	143.7	25.807	89.2	22.033	139.5	1:34.142	93.04	0.756	13:51:38.620

P15 16		Luke HOPKINS				Yamaha - Hopkins Racing						
IDEAL LAP TIME : 1:33.014		BEST LAP TIME : 1:33.433				DIFFERENCE : 0.419						
LAP	SECTOR 1	SECTOR 2		SECTOR 3		SECTOR 4		LAP TIME	MPH	DIFF	TIME OF DAY	
1 -	OUTLAP	86.4	17.795	139.2	27.003	78.9	22.714	142.4	1:42.874	85.15	9.441	13:26:54.641
2 -	30.353	100.6	16.801	143.0	25.686	86.0	22.162	140.9	1:35.002	92.20	1.569	13:28:29.643
3 -	29.852	98.8	16.653	145.8	25.279	86.1	21.707	144.0	1:33.491 (2)	93.69	0.058	13:30:03.134
4 -	29.705	107.0	16.624	144.3	25.177	87.4	21.927	140.9	1:33.433 (1)	93.75		13:31:36.567
5 -	29.697	104.3	16.733	142.4	26.394	82.2	IN PIT		13:04.420 P	11.16	11:30.987	13:44:40.987
6 -	OUTLAP	86.8	18.119	124.5	28.416	76.9	23.146	139.2	1:45.470	83.05	12.037	13:46:26.457
7 -	30.324	102.7	16.816	138.6	25.929	89.9	22.478	140.6	1:35.547	91.68	2.114	13:48:02.004
8 -	29.993	106.5	16.738	140.6	25.648	87.4	22.207	140.6	1:34.586	92.61	1.153	13:49:36.590
9 -	29.980	107.8	16.433	141.5	25.578	85.7	22.051	141.8	1:34.042 (3)	93.14	0.609	13:51:10.632

P16 37		Liam DELVES				Yamaha - Team IMR						
IDEAL LAP TIME : 1:33.350		BEST LAP TIME : 1:33.450				DIFFERENCE : 0.100						
LAP	SECTOR 1	SECTOR 2		SECTOR 3		SECTOR 4		LAP TIME	MPH	DIFF	TIME OF DAY	
1 -	OUTLAP	86.2	18.449	137.2	26.982	79.3	22.917	141.8	1:42.835	85.18	9.385	13:26:54.244
2 -	31.265	107.0	16.857	137.5	25.833	86.4	22.487	139.5	1:36.442	90.83	2.992	13:28:30.686
3 -	32.090	100.7					IN PIT		3:15.195 P	44.87	1:41.745	13:31:45.881
4 -	OUTLAP	109.4	16.654	138.9	25.866	84.9	22.553	138.9	1:37.921	89.45	4.471	13:33:23.802
5 -	30.339	108.4	16.620	137.5	25.703	88.4	22.266	139.5	1:34.928	92.27	1.478	13:34:58.730
6 -	30.372	108.9	16.597	141.5	25.400	86.5	IN PIT		8:34.554 P	17.02	7:01.104	13:43:33.284
7 -	OUTLAP	105.3	16.840	136.9	26.086	87.8	23.093	140.9	1:38.018	89.36	4.568	13:45:11.302
8 -	30.182	106.3	16.671	139.5	25.472	87.4	22.245	140.9	1:34.570	92.62	1.120	13:46:45.872
9 -	29.821	111.6	16.327	138.6	25.226	91.8	22.143	141.2	1:33.517 (2)	93.67	0.067	13:48:19.389
10 -	29.943	111.2	16.330	141.2	25.264	88.8	22.009	140.3	1:33.546 (3)	93.64	0.096	13:49:52.935
11 -	29.832	112.5	16.294	142.7	25.308	87.2	22.016	140.6	1:33.450 (1)	93.73		13:51:26.385

P17 8		Grant NEWSTEAD				Yamaha - Morgan Price / Tinklers Racing						
IDEAL LAP TIME : 1:33.208		BEST LAP TIME : 1:33.495				DIFFERENCE : 0.287						
LAP	SECTOR 1	SECTOR 2		SECTOR 3		SECTOR 4		LAP TIME	MPH	DIFF	TIME OF DAY	
1 -	OUTLAP	97.8	17.387	135.8	27.028	84.5	22.636	138.3	1:44.083	84.16	10.588	13:27:15.017
2 -	30.663	106.8	16.697	143.0	26.071	87.7	22.311	137.2	1:35.742	91.49	2.247	13:28:50.759
3 -	30.322	109.2	16.608	144.9	25.695	89.3	22.383	138.3	1:35.008	92.20	1.513	13:30:25.767
4 -	30.217	110.5	16.415	145.2	25.680	90.6	22.244	140.1	1:34.556	92.64	1.061	13:32:00.323
5 -	30.559	109.2	16.598	143.0	25.793	86.3	IN PIT		12:05.164 P	12.07	10:31.669	13:44:05.487
6 -	OUTLAP	108.5	16.812	142.7	25.927	86.5	22.306	139.2	1:39.683	87.87	6.188	13:45:45.170
7 -	30.035	109.8	16.466	144.3	25.359	91.0	22.134	139.2	1:33.994	93.19	0.499	13:47:19.164
8 -	29.815	107.8	16.549	144.6	25.517	89.9	22.024	141.2	1:33.905 (3)	93.28	0.410	13:48:53.069
9 -	29.547	106.5	16.620	143.7	25.404	87.3	21.924	140.3	1:33.495 (1)	93.69		13:50:26.564
10 -	29.769	104.6	16.745	145.8	25.425	91.8	21.887	141.2	1:33.826 (2)	93.36	0.331	13:52:00.390

Weather / Track : Bright / Dry

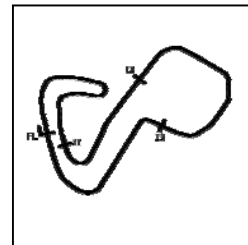
Brands Hatch GP
Circuit Length = 2.4332 miles
Start: 13:25 Flag 13:51 End: 13:53

MCRCB BULLETIN TK044

2018 Bennetts British Superbike Championship - Round 12

2018 Pirelli National Superstock 600 Championship with Black Horse

FREE PRACTICE 2 - SECTOR ANALYSIS



SECTOR 1 = FL to I1, SECTOR 2 = I1 to I2 SECTOR 3 = I2 to I3, SECTOR 4 = I3 to FL, DIFF = Difference To Personal Best Lap, P = Crossed Finish Line in Pit Lane, D = Time Disallowed

P18 46		Harry ROWLINGS				Triumph - BER / Steve Jordan Motorcycles						
IDEAL LAP TIME : 1:33.196		BEST LAP TIME : 1:33.511				DIFFERENCE : 0.315						
LAP	SECTOR 1	SECTOR 2		SECTOR 3		SECTOR 4		LAP TIME	MPH	DIFF	TIME OF DAY	
1 -	OUTLAP	95.8	17.140	132.1	27.272	78.8	23.048	142.4	1:40.975	86.75	7.464	13:27:05.526
2 -	30.797	102.1	16.693	135.0	25.897	80.7	22.200	140.3	1:35.587	91.64	2.076	13:28:41.113
3 -	30.901	102.4	17.053	135.2	25.838	78.8	22.413	142.4	1:36.205	91.05	2.694	13:30:17.318
4 -	30.507	101.2	16.736	134.7	25.354	81.2	22.141	140.3	1:34.738	92.46	1.227	13:31:52.056
5 -	30.404	101.9	16.580	139.5	25.610	83.1	IN PIT		3:18.555 P	44.11	1:45.044	13:35:10.611
6 -	OUTLAP	100.6	16.876	133.6	31.591	48.1	IN PIT		8:47.775 P	16.59	7:14.264	13:43:58.386
7 -	OUTLAP	102.1	16.704	136.3	25.668	80.5	22.632	143.3	1:35.891	91.35	2.380	13:45:34.277
8 -	29.775	103.5	16.421	135.8	25.474	85.3	22.291	142.7	1:33.961 (3)	93.22	0.450	13:47:08.238
9 -	29.947	104.8	16.396	140.1	25.210	85.2	21.958	141.5	1:33.511 (1)	93.67		13:48:41.749
10 -	30.402	108.2	16.408	141.5	25.282	86.3	21.815	141.5	1:33.907 (2)	93.28	0.396	13:50:15.656
11 -	29.891	102.2	16.762	136.1	25.948	82.3	22.187	140.6	1:34.788	92.41	1.277	13:51:50.444

P19 5		Aaron CLARKE				Yamaha - Draper Racing						
IDEAL LAP TIME : 1:33.230		BEST LAP TIME : 1:33.524				DIFFERENCE : 0.294						
LAP	SECTOR 1	SECTOR 2		SECTOR 3		SECTOR 4		LAP TIME	MPH	DIFF	TIME OF DAY	
1 -	OUTLAP	100.3	16.715	141.5	25.941	91.6	22.853	139.8	1:37.445	89.89	3.921	13:26:41.511
2 -	30.442	109.8	16.582	143.7	25.785	87.2	22.257	140.1	1:35.066	92.14	1.542	13:28:16.577
3 -	30.113	110.5	16.502	144.9	25.416	86.9	22.072	140.9	1:34.103	93.08	0.579	13:29:50.680
4 -	30.007	114.5	16.357	144.3	25.327	91.8	21.990	140.6	1:33.681 (2)	93.50	0.157	13:31:24.361
5 -	30.245	111.2	16.465	144.6	25.194	88.4	22.046	140.3	1:33.950	93.23	0.426	13:32:58.311
6 -	29.873	110.9	16.462	143.7	25.381	90.8	22.167	139.8	1:33.883 (3)	93.30	0.359	13:34:32.194
7 -	33.177	79.7			25.078	90.1	IN PIT	140.6	9:11.569 P	15.88	7:38.045	13:43:43.763
8 -	OUTLAP	110.9	16.697	144.0	25.675	92.6	22.343	140.1	1:36.624	90.65	3.100	13:45:20.387
9 -	30.203	114.1	16.524	143.3	25.090	91.1	22.085	140.3	1:33.902	93.28	0.378	13:46:54.289
10 -	30.008	112.2	16.442	144.0	25.125	91.3	21.949	141.2	1:33.524 (1)	93.66		13:48:27.813

P20 6		Conor WHEELER				Yamaha - Conor Wheeler Racing						
IDEAL LAP TIME : 1:33.943		BEST LAP TIME : 1:34.028				DIFFERENCE : 0.085						
LAP	SECTOR 1	SECTOR 2		SECTOR 3		SECTOR 4		LAP TIME	MPH	DIFF	TIME OF DAY	
1 -	OUTLAP	87.2	18.518	135.8	26.655	81.9	22.699	140.1	1:40.759	86.93	6.731	13:26:53.825
2 -	30.439	101.0	16.748	141.2	25.505	87.0	22.166	139.5	1:34.858 (2)	92.34	0.830	13:28:28.683
3 -	30.047	103.7	16.563	143.3	25.245	87.6	22.173	140.3	1:34.028 (1)	93.16		13:30:02.711
4 -	30.773	98.5	16.788	140.1	25.487	84.5	22.088	140.1	1:35.136 (3)	92.07	1.108	13:31:37.847

P21 3		Mark CLAYTON				Yamaha - KSM Racing						
IDEAL LAP TIME : 1:34.256		BEST LAP TIME : 1:34.383				DIFFERENCE : 0.127						
LAP	SECTOR 1	SECTOR 2		SECTOR 3		SECTOR 4		LAP TIME	MPH	DIFF	TIME OF DAY	
1 -	OUTLAP	101.3	16.988	133.9	26.731	81.0	22.497	142.1	1:37.744	89.62	3.361	13:26:46.595
2 -	30.818	100.6	16.954	137.7	26.421	83.8	22.315	140.1	1:36.508	90.76	2.125	13:28:23.103
3 -	30.567	99.4	16.916	142.4	26.118	82.3	22.335	141.5	1:35.936	91.30	1.553	13:29:59.039
4 -	30.446	102.4	16.631	137.5	25.919	84.3	22.151	140.9	1:35.147	92.06	0.764	13:31:34.186
5 -	30.185	108.0	16.621	141.5	26.056	83.0	IN PIT		3:04.002 P	47.60	1:29.619	13:34:38.188
6 -	OUTLAP	87.6			25.747	86.0	IN PIT	128.8	9:21.822 P	15.59	7:47.439	13:44:00.010
7 -	OUTLAP	104.8	16.794	139.2	26.185	84.8	22.225	141.2	1:36.431	90.84	2.048	13:45:36.441
8 -	30.191	102.4	16.726	141.2	25.876	88.0	22.324	141.5	1:35.117 (3)	92.09	0.734	13:47:11.558
9 -	30.054	109.4	16.497	142.1	25.678	84.5	22.203	141.8	1:34.432 (2)	92.76	0.049	13:48:45.990
10 -	30.154	110.9	16.490	143.0	25.705	86.8	22.034	140.9	1:34.383 (1)	92.81		13:50:20.373
11 -	30.569	109.2	16.559	143.7	26.297	78.9	22.448	139.2	1:35.873	91.36	1.490	13:51:56.246

P22 42		Sam HOLME				Yamaha - Everquip Racing						
IDEAL LAP TIME : 1:34.037		BEST LAP TIME : 1:34.449				DIFFERENCE : 0.412						
LAP	SECTOR 1	SECTOR 2		SECTOR 3		SECTOR 4		LAP TIME	MPH	DIFF	TIME OF DAY	
1 -	OUTLAP	98.3	17.043	139.5	26.327	88.1	22.542	140.6	1:42.445	85.50	7.996	13:28:21.335
2 -	31.619	91.1	17.232	139.2	25.627	90.5	22.200	138.3	1:36.678	90.60	2.229	13:29:58.013
3 -	30.322	108.5	16.649	136.9	25.606	89.1	22.201	138.0	1:34.778 (2)	92.42	0.329	13:31:32.791
4 -	29.890	108.5	16.757	135.2	25.419	92.8	22.383	136.9	1:34.449 (1)	92.74		13:33:07.240

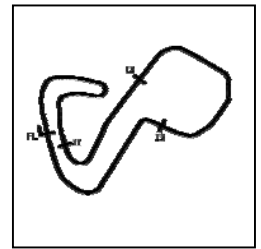
Weather / Track : Bright / Dry

Brands Hatch GP

Circuit Length = 2.4332 miles

Start: 13:25 Flag 13:51 End: 13:53

FREE PRACTICE 2 - SECTOR ANALYSIS



SECTOR 1 = FL to I1, SECTOR 2 = I1 to I2 SECTOR 3 = I2 to I3, SECTOR 4 = I3 to FL, DIFF = Difference To Personal Best Lap, P = Crossed Finish Line in Pit Lane, D = Time Disallowed

5 -	30.413	100.1	17.158	132.8	26.316	78.6	IN PIT	10:25.348	P	14.00	8:50.899	13:43:32.588	
6 -	OUTLAP	96.9	17.195	136.6	26.100	87.7	22.905	137.2	1:37.448	89.89	2.999	13:45:10.036	
7 -	31.021	98.3	17.117	133.4	25.728	87.8	22.079	135.8	1:35.945	(3)	91.30	1.496	13:46:45.981
8 -	30.592	105.3	16.669	142.7	25.574	93.2	IN PIT	2:49.208	P	51.76	1:14.759	13:49:35.189	
9 -	OUTLAP	104.6	16.862	139.5	25.762	92.1	22.529	140.6	1:35.728	91.50	1.279	13:51:10.917	

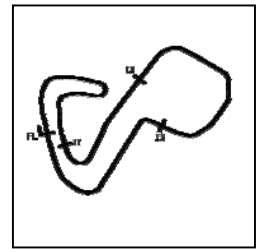
P23 57		Charlie MORRIS				Yamaha - M Motorsport Racing							
IDEAL LAP TIME : 1:34.596		BEST LAP TIME : 1:34.869				DIFFERENCE : 0.273							
LAP	SECTOR 1	SECTOR 2	SECTOR 3	SECTOR 4	LAP TIME	MPH	DIFF	TIME OF DAY					
1 -	OUTLAP	92.6	18.409	132.8	26.769	82.2	22.917	137.2	1:41.536	86.27	6.667	13:26:58.253	
2 -	31.729	98.9	17.514	135.5	26.200	78.6	23.493	132.3	1:38.936	88.54	4.067	13:28:37.189	
3 -	30.648	100.4	17.375	133.9	25.723	84.5	22.660	134.4	1:36.406	90.86	1.537	13:30:13.595	
4 -	30.467	102.7	17.507	133.1	25.971	81.1	IN PIT		3:37.251	P	40.32	2:02.382	13:33:50.846
5 -	OUTLAP	101.8	17.360	135.0	25.816	86.2	22.764	134.7	1:38.847	88.62	3.978	13:35:29.693	
6 -	30.150	102.1	18.574	85.8	36.776	60.7	IN PIT		8:00.999	P	18.21	6:26.130	13:43:30.692
7 -	OUTLAP	96.8	17.767	133.6	26.298	87.4	23.114	133.9	1:39.349	88.17	4.480	13:45:10.041	
8 -	30.679	102.7	17.124	136.6	25.557	87.7	22.450	135.8	1:35.810	91.42	0.941	13:46:45.851	
9 -	30.437	104.3	16.878	138.0	25.445	91.1	22.281	134.4	1:35.041	(3)	92.16	0.172	13:48:20.892
10 -	30.302	100.1	17.044	136.6	25.440	90.5	22.153	135.5	1:34.939	(2)	92.26	0.070	13:49:55.831
11 -	30.172	104.3	16.853	138.3	25.576	88.5	22.268	135.2	1:34.869	(1)	92.33		13:51:30.700

P24 71		Charlie FARRER				Yamaha - Paul Veazey Racing							
IDEAL LAP TIME : 1:34.585		BEST LAP TIME : 1:35.004				DIFFERENCE : 0.419							
LAP	SECTOR 1	SECTOR 2	SECTOR 3	SECTOR 4	LAP TIME	MPH	DIFF	TIME OF DAY					
1 -	OUTLAP	88.1	18.379	134.2	27.613	74.3	23.379	140.1	1:44.094	84.15	9.090	13:27:29.323	
2 -	31.766	91.0	17.426	145.2	26.405	78.6	22.623	141.5	1:38.220	89.18	3.216	13:29:07.543	
3 -	31.334	95.7	17.057	145.8	25.898	82.8	22.652	141.2	1:36.941	90.36	1.937	13:30:44.484	
4 -	30.396	99.4	16.981	145.8	25.871	85.9	22.191	141.8	1:35.439	(3)	91.78	0.435	13:32:19.923
5 -	31.034	102.1	16.767	145.8	25.676	83.9	22.407	140.1	1:35.884	91.35	0.880	13:33:55.807	
6 -	30.235	104.8	16.797	140.3	25.784	90.8	22.767	141.2	1:35.583	91.64	0.579	13:35:31.390	
7 -	30.128	101.3	19.405	118.7	35.458	58.9	IN PIT		8:19.655	P	17.53	6:44.651	13:43:51.045
8 -	OUTLAP	91.6	18.057	129.8	26.879	87.8	25.510	139.8	1:44.286	83.99	9.282	13:45:35.331	
9 -	30.857	96.8	16.994	137.2	26.469	85.1	22.264	142.1	1:36.584	90.69	1.580	13:47:11.915	
10 -	30.499	101.6	16.756	139.2	26.005	82.9	22.331	142.7	1:35.591	91.63	0.587	13:48:47.506	
11 -	30.529	97.2	16.772	143.3	25.808	87.1	22.134	141.2	1:35.243	(2)	91.97	0.239	13:50:22.749
12 -	30.019	102.2	16.761	135.8	26.002	84.4	22.222	141.2	1:35.004	(1)	92.20		13:51:57.753

P25 66		Cameron FRASER				Yamaha - Jones Dorling Racing							
IDEAL LAP TIME : 1:34.971		BEST LAP TIME : 1:35.265				DIFFERENCE : 0.294							
LAP	SECTOR 1	SECTOR 2	SECTOR 3	SECTOR 4	LAP TIME	MPH	DIFF	TIME OF DAY					
1 -	OUTLAP	98.6	17.500	135.2	27.109	79.3	23.774	137.2	1:41.497	86.30	6.232	13:27:45.648	
2 -	32.359	96.1	17.428	140.9	26.490	80.5	23.146	137.5	1:39.423	88.10	4.158	13:29:25.071	
3 -	31.471	98.2	17.281	141.2	26.097	81.6	22.739	139.5	1:37.588	89.76	2.323	13:31:02.659	
4 -	31.245	102.1	16.924	140.1	25.939	81.9	22.587	138.0	1:36.695	90.59	1.430	13:32:39.354	
5 -	31.458	99.2	16.826	142.7	25.842	85.4	22.419	139.5	1:36.545	90.73	1.280	13:34:15.899	
6 -	30.647	104.0	16.670	143.0	25.786	85.1	22.162	140.1	1:35.265	(1)	91.95		13:35:51.164
7 -	33.819	69.9					IN PIT		7:56.116	P	18.39	6:20.851	13:43:47.280
8 -	OUTLAP	102.6	17.276	137.5	26.538	87.9	22.849	141.5	1:38.835	88.63	3.570	13:45:26.115	
9 -	31.194	103.5	16.648	144.0	25.760	88.1	22.469	140.9	1:36.071	91.18	0.806	13:47:02.186	
10 -	30.975	107.5	17.071	141.5	25.812	87.2	22.340	142.7	1:36.198	91.06	0.933	13:48:38.384	
11 -	30.625	105.5	16.496	143.7	26.045	85.9	22.510	140.3	1:35.676	(3)	91.55	0.411	13:50:14.060
12 -	30.937	106.8	16.546	146.2	25.688	87.7	22.176	142.1	1:35.347	(2)	91.87	0.082	13:51:49.407

P26 27		Jamie ASHBY				Yamaha - JPA Racing / Davison Transport							
IDEAL LAP TIME : 1:35.443		BEST LAP TIME : 1:35.543				DIFFERENCE : 0.100							
LAP	SECTOR 1	SECTOR 2	SECTOR 3	SECTOR 4	LAP TIME	MPH	DIFF	TIME OF DAY					
1 -	OUTLAP	91.6	17.980	128.0	27.649	82.0	23.048	139.2	1:41.992	85.88	6.449	13:27:47.586	
2 -	31.962	95.8	17.639	134.2	26.683	84.6	22.800	139.5	1:39.084	88.40	3.541	13:29:26.670	
3 -	31.101	101.5	17.144	134.7	26.346	85.3	22.684	138.9	1:37.275	90.05	1.732	13:31:03.945	
4 -	30.983	101.6	17.016	136.3	26.584	84.0	IN PIT		3:12.110	P	45.59	1:36.567	13:34:16.055

FREE PRACTICE 2 - SECTOR ANALYSIS



SECTOR 1 = FL to I1, SECTOR 2 = I1 to I2 SECTOR 3 = I2 to I3, SECTOR 4 = I3 to FL, DIFF = Difference To Personal Best Lap, P = Crossed Finish Line in Pit Lane, D = Time Disallowed

5 -	OUTLAP	98.5	17.536	135.5	26.463	84.2	22.650	139.8	1:39.429	88.10	3.886	13:35:55.484
6 -	34.208	82.9					IN PIT		8:29.306	P	17.19	6:53.763 13:44:24.790
7 -	OUTLAP	97.9	17.285	130.8	26.400	88.7	22.697	139.5	1:39.323	88.19	3.780	13:46:04.113
8 -	30.578	107.2	16.842	137.2	26.152	86.1	22.491	140.6	1:36.063	(3)	91.18	0.520 13:47:40.176
9 -	30.588	106.5	16.720	136.1	26.266	87.8	22.582	139.8	1:36.156		91.10	0.613 13:49:16.332
10 -	30.507	108.2	16.795	138.6	26.005	88.3	22.546	139.2	1:35.853	(2)	91.38	0.310 13:50:52.185
11 -	30.267	108.4	16.680	142.1	26.096	86.8	22.500	139.5	1:35.543	(1)	91.68	13:52:27.728

P27	44	Ewan POTTER					Yamaha - Jones Dorling Racing						
IDEAL LAP TIME : 1:35.386		BEST LAP TIME : 1:35.886					DIFFERENCE : 0.500						
LAP	SECTOR 1	SECTOR 2	SECTOR 3	SECTOR 4	LAP TIME	MPH	DIFF	TIME OF DAY					
1 -	OUTLAP	88.4	18.083	128.0	28.142	79.5	23.301	139.8	1:44.150	84.10	8.264	13:27:29.885	
2 -	31.955	98.2	17.381	133.1	26.959	81.4	22.600	139.2	1:38.895	88.57	3.009	13:29:08.780	
3 -	31.400	100.7	16.965	142.7	26.264	89.1	22.496	141.5	1:37.125	90.19	1.239	13:30:45.905	
4 -	30.890	102.4	16.798	141.2	26.521	84.0	22.291	139.8	1:36.500	(3)	90.77	0.614 13:32:22.405	
5 -	31.318	101.9	16.886	142.4	26.600	87.0	22.490	139.5	1:37.294		90.03	1.408 13:33:59.699	
6 -	31.355	100.6	17.131	138.3	26.727	83.9	IN PIT		9:46.549	P	14.93	8:10.663 13:43:46.248	
7 -	OUTLAP	99.4	17.083	137.2	26.815	86.9	23.239	137.7	1:39.025	88.46	3.139	13:45:25.273	
8 -	30.855	102.7	16.820	136.6	26.384	84.8	22.598	139.5	1:36.657	90.62	0.771	13:47:01.930	
9 -	30.925	101.9	16.749	140.1	26.160	85.1	22.143	142.1	1:35.977	(2)	91.27	0.091 13:48:37.907	
10 -	30.598	103.8	16.675	142.4	26.181	84.4	22.432	139.5	1:35.886	(1)	91.35	13:50:13.793	
11 -	31.629	104.6	16.575	141.8	26.070	87.7	22.271	140.9	1:36.545	90.73	0.659	13:51:50.338	

P28	32	Mark PIPER					Yamaha - Pied Piper Racing						
IDEAL LAP TIME : 1:35.300		BEST LAP TIME : 1:35.914					DIFFERENCE : 0.614						
LAP	SECTOR 1	SECTOR 2	SECTOR 3	SECTOR 4	LAP TIME	MPH	DIFF	TIME OF DAY					
1 -	OUTLAP	96.5	17.243	133.6	26.596	82.5	22.487	140.6	1:38.276	89.13	2.362	13:26:47.559	
2 -	31.029	100.0	16.975	136.9	26.175	84.4	22.502	138.9	1:36.681	90.60	0.767	13:28:24.240	
3 -	30.669	101.5	16.772	139.5	26.266	80.2	22.326	140.3	1:36.033	(2)	91.21	0.119 13:30:00.273	
4 -	30.509	101.2	16.804	140.6	26.481	83.1	22.478	139.8	1:36.272		90.99	0.358 13:31:36.545	
5 -	30.564	102.2	16.874	140.1	26.070	86.1	22.406	138.3	1:35.914	(1)	91.33	13:33:12.459	
6 -	30.667	104.5	16.829	140.6	26.262	84.2	22.325	138.6	1:36.083	(3)	91.16	0.169 13:34:48.542	
7 -	30.947	104.8	16.942	140.1	26.669	81.1	IN PIT		9:00.296	P	16.21	7:24.382 13:43:48.838	
8 -	OUTLAP	99.8	17.467	127.0	27.260	83.1	22.653	139.8	1:39.781	87.79	3.867	13:45:28.619	
9 -	31.411	93.4	17.365	140.6	25.709	89.7	22.461	140.1	1:36.946	90.35	1.032	13:47:05.565	
10 -	30.732	104.2	16.856	141.8	26.142	86.9	22.400	142.1	1:36.130	91.12	0.216	13:48:41.695	
11 -	30.759	101.6	16.757	138.9	26.327	87.6	22.766	135.2	1:36.609	90.67	0.695	13:50:18.304	
12 -	31.150	100.6	17.413	131.8	26.622	81.9	23.040	132.1	1:38.225	89.18	2.311	13:51:56.529	

P29	11	Josh HARVEY					Yamaha - NR Racing						
IDEAL LAP TIME : 1:35.817		BEST LAP TIME : 1:36.604					DIFFERENCE : 0.787						
LAP	SECTOR 1	SECTOR 2	SECTOR 3	SECTOR 4	LAP TIME	MPH	DIFF	TIME OF DAY					
1 -	OUTLAP	87.6	17.806	134.4	27.380	78.3	23.264	138.3	1:43.247	84.84	6.643	13:26:54.028	
2 -	31.461	96.1	17.177	136.6	26.395	81.4	22.405	139.2	1:37.438	89.90	0.834	13:28:31.466	
3 -	30.705	100.4	16.935	139.2	26.492	81.9	22.619	138.9	1:36.751	(3)	90.54	0.147 13:30:08.217	
4 -	30.640	97.1	17.579	134.4	26.745	83.4	22.510	137.7	1:37.474		89.86	0.870 13:31:45.691	
5 -	31.238	99.5	16.937	140.6	26.587	82.0	22.529	136.9	1:37.291		90.03	0.687 13:33:22.982	
6 -	30.738	102.7	16.978	139.5	27.226	76.8	IN PIT		10:29.307	P	13.91	8:52.703 13:43:52.289	
7 -	OUTLAP	94.9	17.488	131.5	27.409	85.5	24.063	140.1	1:42.430	85.52	5.826	13:45:34.719	
8 -	31.130	103.7	17.444	133.4	27.327	84.4	23.342	138.6	1:39.243	88.26	2.639	13:47:13.962	
9 -	30.915	104.0	17.033	134.7	26.847	81.4	22.614	137.7	1:37.409	89.92	0.805	13:48:51.371	
10 -	30.837	104.0	16.987	137.5	26.449	82.8	22.331	138.9	1:36.604	(1)	90.67	13:50:27.975	
11 -	30.377	104.8	16.714	139.8	26.514	82.3	23.080	134.4	1:36.685	(2)	90.60	0.081 13:52:04.660	

P30	18	Connor THOMSON					Yamaha - Connor Thomson Racing						
IDEAL LAP TIME : 1:36.802		BEST LAP TIME : 1:36.802					DIFFERENCE : 0.000						
LAP	SECTOR 1	SECTOR 2	SECTOR 3	SECTOR 4	LAP TIME	MPH	DIFF	TIME OF DAY					
1 -	OUTLAP	91.8	18.043	127.0	27.655	81.9	23.629	135.5	1:43.551	84.59	6.749	13:26:57.579	
2 -	33.066	89.5	17.632	131.5	26.867	86.4	24.426	119.1	1:41.991	(3)	85.88	5.189 13:28:39.570	
3 -	32.806	96.0	17.247	135.5	27.263	84.0	23.029	132.6	1:40.345	(2)	87.29	3.543 13:30:19.915	

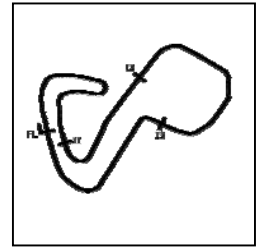
Weather / Track : Bright / Dry

Brands Hatch GP
 Circuit Length = 2.4332 miles
 Start: 13:25 Flag 13:51 End: 13:53

2018 Bennetts British Superbike Championship - Round 12

2018 Pirelli National Superstock 600 Championship with Black Horse

FREE PRACTICE 2 - SECTOR ANALYSIS



SECTOR 1 = FL to I1, SECTOR 2 = I1 to I2 SECTOR 3 = I2 to I3, SECTOR 4 = I3 to FL, DIFF = Difference To Personal Best Lap, P = Crossed Finish Line in Pit Lane, D = Time Disallowed

4 -	31.655	96.5	17.346	133.1	27.209	79.5	IN PIT		2:04.335	P	70.45	27.533	13:32:24.250
5 -	OUTLAP	101.3	17.268	134.4	26.755	83.9	22.924	136.3	1:39.294		88.22	2.492	13:34:03.544
6 -	30.675	104.2	17.029	134.4	26.265	87.8	22.833	136.6	1:36.802	(1)	90.49		13:35:40.346

P31 47 Angus GOUGH Yamaha - G Fab Racing

IDEAL LAP TIME : 1:37.274 BEST LAP TIME : 1:37.924 DIFFERENCE : 0.650

LAP	SECTOR 1	SECTOR 2	SECTOR 3	SECTOR 4	LAP TIME	MPH	DIFF	TIME OF DAY					
1 -	OUTLAP	83.3	19.055	135.2	27.878	75.1	23.195	136.9	1:45.072	83.36	7.148	13:26:56.038	
2 -	32.649	98.2	17.631	131.8	27.296	72.1	23.891	136.9	1:41.467	86.33	3.543	13:28:37.505	
3 -	31.827	93.0	17.711	134.7	26.661	80.4	23.190	137.5	1:39.389	88.13	1.465	13:30:16.894	
4 -	31.542	99.1	17.341	141.5	26.352	81.2	IN PIT		13:25.983	P	10.86	11:48.059	13:43:42.877
5 -	OUTLAP	98.5	17.326	135.8	26.542	83.8	23.580	138.6	1:40.694	86.99	2.770	13:45:23.571	
6 -	31.633	102.9	17.319	132.8	26.271	82.7	23.146	137.5	1:38.369	89.05	0.445	13:47:01.940	
7 -	31.887	104.8	17.191	142.7	26.117	85.3	23.043	139.5	1:38.238	(3)	89.16	0.314	13:48:40.178
8 -	30.923	107.0	17.581	134.4	26.150	86.7	23.270	138.3	1:37.924	(1)	89.45		13:50:18.102
9 -	31.114	102.1	17.456	140.1	26.490	83.5	23.122	134.7	1:38.182	(2)	89.22	0.258	13:51:56.284

P32 4 Connor MOODY Kawasaki - Steelmate Racing

IDEAL LAP TIME : 1:37.988 BEST LAP TIME : 1:38.020 DIFFERENCE : 0.032

LAP	SECTOR 1	SECTOR 2	SECTOR 3	SECTOR 4	LAP TIME	MPH	DIFF	TIME OF DAY					
1 -	OUTLAP	93.8	18.419	123.8	27.944	80.5	23.554	137.2	1:43.180	84.89	5.160	13:26:57.992	
2 -	31.676	101.0	17.233	132.3	27.173	78.5	23.879	136.6	1:39.961	87.63	1.941	13:28:37.953	
3 -	31.578	90.6	17.944	130.0	26.999	81.6	23.169	136.3	1:39.690	87.87	1.670	13:30:17.643	
4 -	32.527	86.0	19.072	101.6	29.089	76.0	24.934	132.1	1:45.622	82.93	7.602	13:32:03.265	
5 -	33.034	96.1	17.545	129.5	27.311	81.6	23.074	134.4	1:40.964	86.76	2.944	13:33:44.229	
6 -	31.322	97.6	17.471	132.1	26.924	85.0	23.197	135.2	1:38.914	(2)	88.56	0.894	13:35:23.143
7 -	32.632	79.8					IN PIT		8:23.575	P	17.39	6:45.555	13:43:46.718
8 -	OUTLAP	90.6	18.047	135.0	27.107	85.3	23.344	136.6	1:41.448	86.34	3.428	13:45:28.166	
9 -	31.689	94.6	17.747	127.8	26.785	83.6	23.040	136.9	1:39.261	88.25	1.241	13:47:07.427	
10 -	31.453	93.5	17.562	134.7	26.765	85.7	23.195	136.3	1:38.975	(3)	88.50	0.955	13:48:46.402
11 -	31.119	100.6	17.265	135.5	26.682	84.7	22.954	135.5	1:38.020	(1)	89.36		13:50:24.422
12 -	31.717	95.0	17.512	130.0	27.324	82.6	23.569	135.5	1:40.122	87.49	2.102	13:52:04.544	

MCRCB BULLETIN TK045

2018 Bennetts British Superbike Championship - Round 12

2018 Pirelli National Superstock 600 Championship with Black Horse

FREE PRACTICE 2 - BEST SECTORS

SECTOR 1			SECTOR 2			SECTOR 3			SECTOR 4			IDEAL / BEST COMPARISON						
POS	NO	NAME	TIME	NO	NAME	TIME	NO	NAME	TIME	NO	NAME	TIME	POS	NO	NAME	IDEAL	BEST	DIFF
																PERFECT LAP 1:30.461		
1	1	VICKERS	28.801	55	KEYES	15.921	1	VICKERS	24.371	1	VICKERS	21.368	1	1	VICKERS	1:30.526	1:30.653	0.127
2	55	KEYES	29.031	1	VICKERS	15.986	10	SHELDON	24.785	55	KEYES	21.540	2	55	KEYES	1:31.512	1:31.899	0.387
3	10	SHELDON	29.181	99	LUXTON	16.157	99	LUXTON	24.797	10	SHELDON	21.563	3	10	SHELDON-SHAW	1:31.763	1:31.961	0.198
4	58	LEE	29.205	58	LEE	16.173	2	TOMS	24.856	99	LUXTON	21.605	4	99	LUXTON	1:31.958	1:32.055	0.097
5	2	TOMS	29.395	2	TOMS	16.185	58	LEE	24.886	26	HARTGRO	21.658	5	58	LEE	1:32.041	1:32.579	0.538
6	99	LUXTON	29.399	26	HARTGRO	16.229	14	VALLELE	24.943	16	HOPKINS	21.707	6	2	TOMS	1:32.189	1:32.568	0.379
7	26	HARTGRO	29.447	10	SHELDON	16.234	55	KEYES	25.020	17	WOOD	21.721	7	26	HARTGROVE	1:32.512	1:32.800	0.288
8	14	VALLELE	29.484	69	IRWIN	16.260	5	CLARKE	25.078	69	IRWIN	21.729	8	14	VALLELEY	1:32.562	1:32.918	0.356
9	8	NEWSTEA	29.547	37	DELVES	16.294	17	WOOD	25.117	7	WRIGHT	21.736	9	69	IRWIN	1:32.720	1:33.037	0.317
10	75	McGREEV	29.570	14	VALLELE	16.299	7	WRIGHT	25.154	2	TOMS	21.753	10	17	WOOD	1:32.794	1:32.979	0.185
11	69	IRWIN	29.576	7	WRIGHT	16.339	69	IRWIN	25.155	58	LEE	21.777	11	16	HOPKINS	1:33.014	1:33.433	0.419
12	17	WOOD	29.594	9	CLIFFOR	16.344	16	HOPKINS	25.177	9	CLIFFOR	21.810	12	7	WRIGHT	1:33.060	1:33.303	0.243
13	19	ALDERSO	29.674	5	CLARKE	16.357	26	HARTGRO	25.178	46	ROWLING	21.815	13	75	McGREEVY	1:33.118	1:33.118	0.000
14	16	HOPKINS	29.697	17	WOOD	16.362	9	CLIFFOR	25.207	75	McGREEV	21.835	14	9	CLIFFORD	1:33.125	1:33.232	0.107
15	9	CLIFFOR	29.764	46	ROWLING	16.396	46	ROWLING	25.210	14	VALLELE	21.836	15	46	ROWLINGS	1:33.196	1:33.511	0.315
16	46	ROWLING	29.775	8	NEWSTEA	16.415	75	McGREEV	25.225	8	NEWSTEA	21.887	16	8	NEWSTEAD	1:33.208	1:33.495	0.287
17	37	DELVES	29.821	16	HOPKINS	16.433	37	DELVES	25.226	19	ALDERSO	21.905	17	5	CLARKE	1:33.230	1:33.524	0.294
18	7	WRIGHT	29.831	19	ALDERSO	16.438	6	WHEELER	25.245	5	CLARKE	21.922	18	37	DELVES	1:33.350	1:33.450	0.100
19	5	CLARKE	29.873	75	McGREEV	16.488	8	NEWSTEA	25.359	37	DELVES	22.009	19	19	ALDERSON	1:33.386	1:33.386	0.000
20	42	HOLME	29.890	3	CLAYTON	16.490	19	ALDERSO	25.369	3	CLAYTON	22.034	20	6	WHEELER	1:33.943	1:34.028	0.085
21	71	FARRER	30.019	66	FRASER	16.496	42	HOLME	25.419	42	HOLME	22.079	21	42	HOLME	1:34.037	1:34.449	0.412
22	6	WHEELER	30.047	6	WHEELER	16.563	57	MORRIS	25.440	6	WHEELER	22.088	22	3	CLAYTON	1:34.256	1:34.383	0.127
23	3	CLAYTON	30.054	44	POTTER	16.575	71	FARRER	25.676	71	FARRER	22.134	23	71	FARRER	1:34.585	1:35.004	0.419
24	57	MORRIS	30.150	42	HOLME	16.649	3	CLAYTON	25.678	44	POTTER	22.143	24	57	MORRIS	1:34.596	1:34.869	0.273
25	27	ASHBY	30.267	27	ASHBY	16.680	66	FRASER	25.688	57	MORRIS	22.153	25	66	FRASER	1:34.971	1:35.265	0.294
26	11	HARVEY	30.377	11	HARVEY	16.714	32	PIPER	25.709	66	FRASER	22.162	26	32	PIPER	1:35.300	1:35.914	0.614
27	32	PIPER	30.509	71	FARRER	16.756	27	ASHBY	26.005	32	PIPER	22.325	27	44	POTTER	1:35.386	1:35.886	0.500
28	44	POTTER	30.598	32	PIPER	16.757	44	POTTER	26.070	11	HARVEY	22.331	28	27	ASHBY	1:35.443	1:35.543	0.100
29	66	FRASER	30.625	57	MORRIS	16.853	47	GOUGH	26.117	27	ASHBY	22.491	29	11	HARVEY	1:35.817	1:36.604	0.787
30	18	THOMSON	30.675	18	THOMSON	17.029	18	THOMSON	26.265	18	THOMSON	22.833	30	18	THOMSON	1:36.802	1:36.802	0.000
31	47	GOUGH	30.923	47	GOUGH	17.191	11	HARVEY	26.395	4	MOODY	22.954	31	47	GOUGH	1:37.274	1:37.924	0.650
32	4	MOODY	31.119	4	MOODY	17.233	4	MOODY	26.682	47	GOUGH	23.043	32	4	MOODY	1:37.988	1:38.020	0.032

Weather / Track : Bright / Dry

Brands Hatch GP

Circuit Length = 2.4332 miles

Start: 13:25 Flag 13:51 End: 13:53

Results can be found at www.tsl-timing.com

Printed - 13:54 Friday, 12 October 2018

MCRCB BULLETIN TK046**2018 Bennetts British Superbike Championship - Round 12****2018 Pirelli National Superstock 600 Championship with Black Horse****FREE PRACTICE 2 - BEST SPEEDS**

POS	INTERMEDIATE 1		INTERMEDIATE 2		INTERMEDIATE 3		FINISH LINE		MPH			
	NO	NAME	MPH	NO	NAME	MPH	NO	NAME				
1	1	VICKERS	115.1	1	VICKERS	147.1	14	VALLELEY	97.8	69	IRWIN	144.6
2	55	KEYES	114.9	99	LUXTON	146.8	55	KEYES	96.5	17	WOOD	144.3
3	5	CLARKE	114.5	66	FRASER	146.2	1	VICKERS	95.8	2	TOMS	144.0
4	10	SHELDON-SHAW	114.3	58	LEE	145.8	10	SHELDON-SHAW	94.3	16	HOPKINS	144.0
5	69	IRWIN	113.3	17	WOOD	145.8	2	TOMS	94.3	7	WRIGHT	143.7
6	19	ALDERSON	113.1	16	HOPKINS	145.8	75	McGREEVY	93.2	55	KEYES	143.3
7	37	DELVES	112.5	8	NEWSTEAD	145.8	42	HOLME	93.2	46	ROWLINGS	143.3
8	2	TOMS	112.0	71	FARRER	145.8	9	CLIFFORD	93.0	1	VICKERS	143.0
9	9	CLIFFORD	111.8	9	CLIFFORD	144.9	19	ALDERSON	93.0	26	HARTGROVE	143.0
10	99	LUXTON	111.4	7	WRIGHT	144.9	5	CLARKE	92.6	71	FARRER	142.7
11	14	VALLELEY	111.1	5	CLARKE	144.9	99	LUXTON	92.1	66	FRASER	142.7
12	3	CLAYTON	110.9	55	KEYES	144.6	37	DELVES	91.8	99	LUXTON	142.4
13	8	NEWSTEAD	110.5	14	VALLELEY	144.6	8	NEWSTEAD	91.8	3	CLAYTON	142.1
14	58	LEE	110.0	2	TOMS	144.3	58	LEE	91.1	44	POTTER	142.1
15	17	WOOD	109.8	75	McGREEVY	144.0	57	MORRIS	91.1	32	PIPER	142.1
16	7	WRIGHT	108.5	19	ALDERSON	144.0	71	FARRER	90.8	37	DELVES	141.8
17	42	HOLME	108.5	10	SHELDON-SHAW	143.7	7	WRIGHT	90.1	9	CLIFFORD	141.5
18	27	ASHBY	108.4	3	CLAYTON	143.7	17	WOOD	90.0	8	NEWSTEAD	141.2
19	46	ROWLINGS	108.2	69	IRWIN	143.3	16	HOPKINS	89.9	5	CLARKE	141.2
20	16	HOPKINS	107.8	6	WHEELER	143.3	32	PIPER	89.7	10	SHELDON-SHAW	140.9
21	66	FRASER	107.5	26	HARTGROVE	143.0	44	POTTER	89.1	58	LEE	140.9
22	47	GOUGH	107.0	37	DELVES	142.7	69	IRWIN	88.7	19	ALDERSON	140.9
23	26	HARTGROVE	106.8	42	HOLME	142.7	27	ASHBY	88.7	75	McGREEVY	140.6
24	75	McGREEVY	106.5	44	POTTER	142.7	66	FRASER	88.1	42	HOLME	140.6
25	71	FARRER	104.8	47	GOUGH	142.7	3	CLAYTON	88.0	27	ASHBY	140.6
26	32	PIPER	104.8	27	ASHBY	142.1	18	THOMSON	87.8	6	WHEELER	140.3
27	11	HARVEY	104.8	32	PIPER	141.8	6	WHEELER	87.6	14	VALLELEY	140.1
28	44	POTTER	104.6	46	ROWLINGS	141.5	47	GOUGH	86.7	11	HARVEY	140.1
29	57	MORRIS	104.3	11	HARVEY	140.6	26	HARTGROVE	86.5	47	GOUGH	139.5
30	18	THOMSON	104.2	57	MORRIS	138.3	46	ROWLINGS	86.3	57	MORRIS	137.2
31	6	WHEELER	103.7	18	THOMSON	135.5	4	MOODY	85.7	4	MOODY	137.2
32	4	MOODY	101.0	4	MOODY	135.5	11	HARVEY	85.5	18	THOMSON	136.6

Weather / Track : Bright / Dry

Brands Hatch GP

Circuit Length = 2.4332 miles

Start: 13:25 Flag 13:51 End: 13:53

Results can be found at www.tsl-timing.com

Printed - 13:54 Friday, 12 October 2018

MCRCB BULLETIN TK047

2018 Bennetts British Superbike Championship - Round 12

2018 Pirelli National Superstock 600 Championship with Black Horse

FREE PRACTICE 2 - FASTEST LAP SEQUENCE

SESS. TIME	NO	NAME	ENTRY	TIME	MPH	LAP
3:09.687	1	Ryan VICKERS	Yamaha - Mototechniks Yamaha	1:33.256	93.93	2
3:11.155	26	Adam HARTGROVE	Yamaha - Adam Hartgrove Racing	1:33.142	94.04	2
3:43.021	58	Cameron LEE	Yamaha - Allied Motorsport	1:32.579	94.62	2
4:41.809	1	Ryan VICKERS	Yamaha - Mototechniks Yamaha	1:32.124	95.08	3
6:12.830	1	Ryan VICKERS	Yamaha - Mototechniks Yamaha	1:31.020	96.24	4
25:05.062	1	Ryan VICKERS	Yamaha - Mototechniks Yamaha	1:30.773	96.50	10
26:35.714	1	Ryan VICKERS	Yamaha - Mototechniks Yamaha	1:30.653	96.63	11

Weather / Track : Bright / Dry

Results can be found at www.tsl-timing.com

Brands Hatch GP
Circuit Length = 2.4332 miles
Start: 13:25 Flag 13:51 End: 13:53

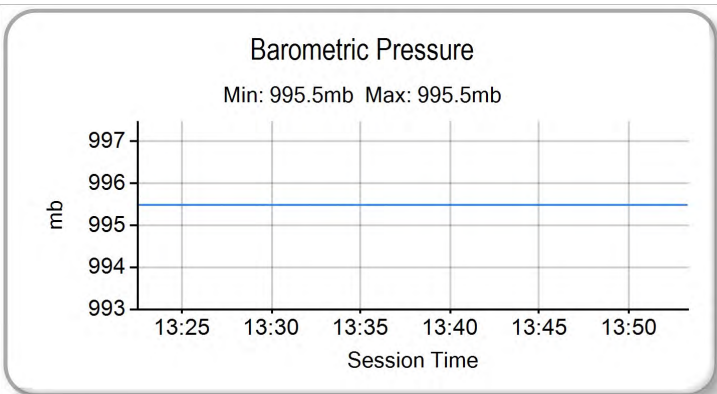
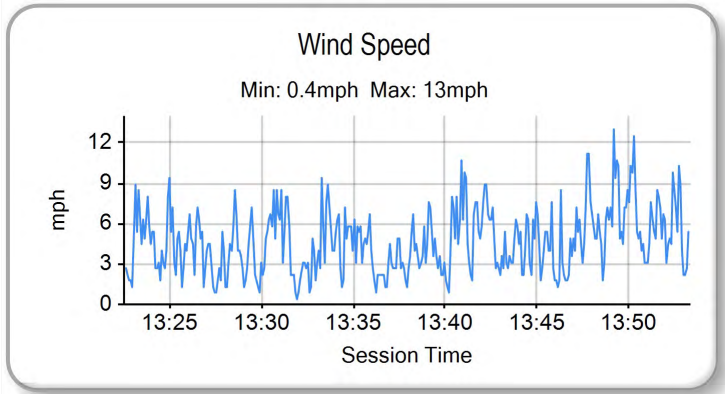
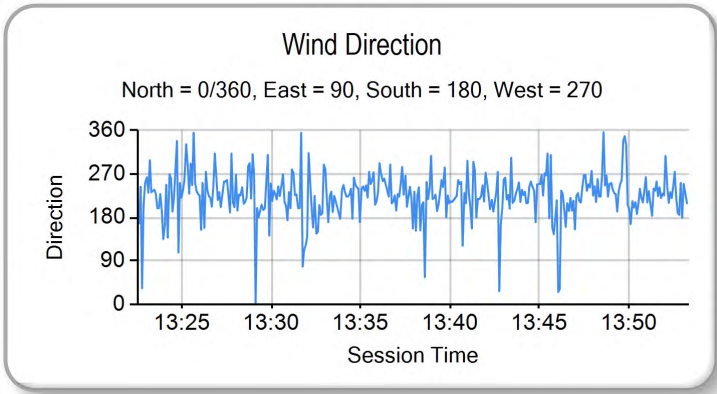
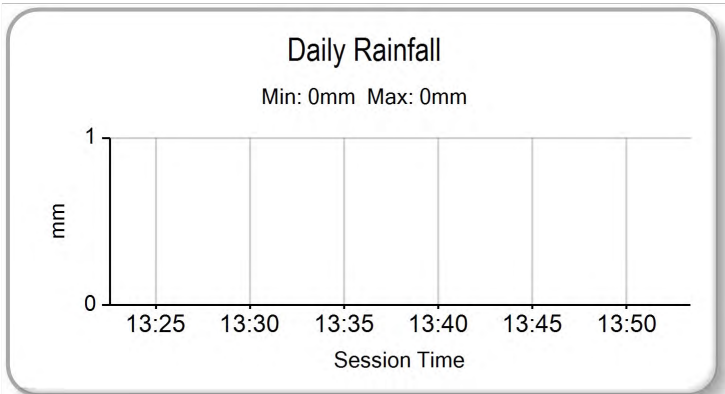
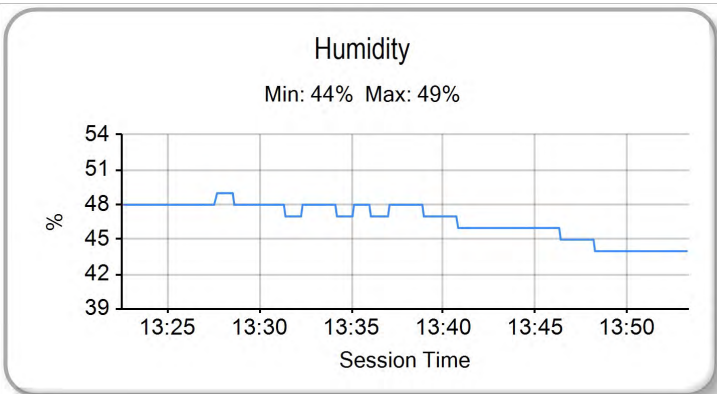
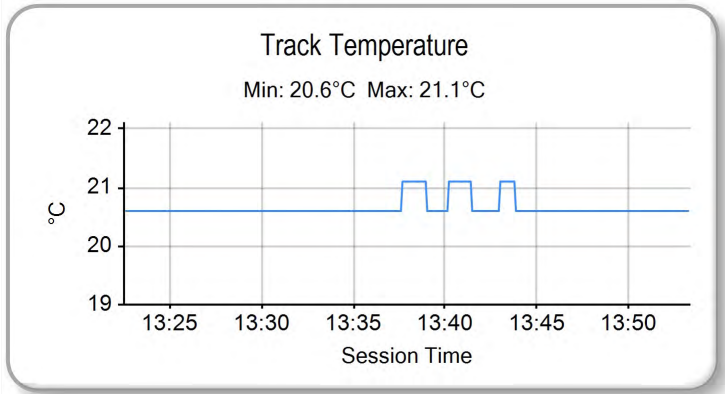
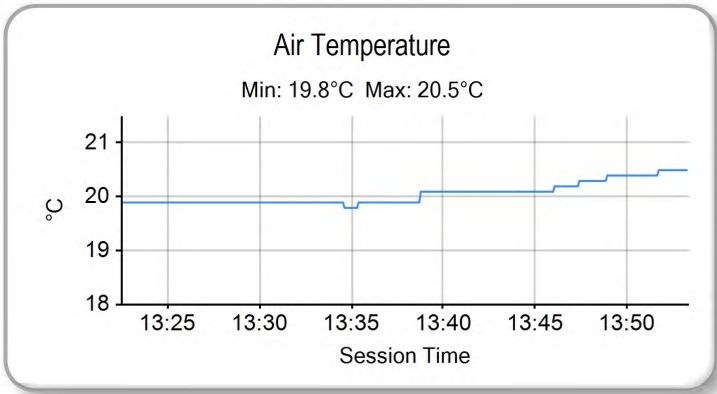
Printed - 13:55 Friday, 12 October 2018

MCRCB BULLETIN TK048

2018 Bennetts British Superbike Championship - Round 12

2018 Pirelli National Superstock 600 Championship with Black Horse

FREE PRACTICE 2 - WEATHER CONDITIONS



Weather / Track : Bright / Dry

Results can be found at www.tsl-timing.com

Brands Hatch GP
Circuit Length = 2.4332 miles
Start: 13:25 Flag 13:51 End: 13:53

Printed - 13:59 Friday, 12 October 2018

QUALIFYING - CLASSIFICATION

POS	NO	NAME	ENTRY	TIME	ON	LAPS	GAP	DIFF	MPH
1	1	Ryan VICKERS	Yamaha - Mototechniks Yamaha	1:29.838	6	12			97.50
2	75	Korie McGREEVY	Triumph - Century Racing	1:30.413	11	14	0.575	0.575	96.88
3	5	Aaron CLARKE	Yamaha - Draper Racing	1:31.078	11	14	1.240	0.665	96.17
4	9	Aaron CLIFFORD	Yamaha - Clifford Racing	1:31.200	12	14	1.362	0.122	96.05
5	55	Kevin KEYES	Kawasaki - Team #109	1:31.203	10	13	1.365	0.003	96.04
6	69	Caolán IRWIN	Yamaha - Irwin Racing	1:31.234	10	10	1.396	0.031	96.01
7	10	Joe SHELDON-SHAW	Kawasaki - Via Moto Racing	1:31.242	12	13	1.404	0.008	96.00
8	99	Ben LUXTON	Kawasaki - G & S Racing	1:31.311	14	14	1.473	0.069	95.93
9	26	Adam HARTGROVE	Yamaha - Adam Hartgrove Racing	1:31.559	8	11	1.721	0.248	95.67
10	2	TJ TOMS	Kawasaki - Squidge Racing	1:31.725	15	15	1.887	0.166	95.50
11	8	Grant NEWSTEAD	Yamaha - Morgan Price / Tinklers Racing	1:31.744	13	14	1.906	0.019	95.48
12	14	Louis VALLELEY	Kawasaki - Pharaoh Racing	1:31.790	3	13	1.952	0.046	95.43
13	58	Cameron LEE	Yamaha - Allied Motorsport	1:31.833	10	13	1.995	0.043	95.38
14	37	Liam DELVES	Yamaha - Team IMR	1:31.988	11	14	2.150	0.155	95.22
15	7	Aaron WRIGHT	Yamaha - Jezaro.com	1:32.001	11	11	2.163	0.013	95.21
16	3	Mark CLAYTON	Yamaha - KSM Racing	1:32.025	11	14	2.187	0.024	95.18
17	16	Luke HOPKINS	Yamaha - Hopkins Racing	1:32.042	16	16	2.204	0.017	95.17
18	19	James ALDERSON	Triumph - R Alderson & Sons Racing	1:32.160	11	14	2.322	0.118	95.05
19	46	Harry ROWLINGS	Triumph - BER / Steve Jordan Motorcycles	1:32.183	10	13	2.345	0.023	95.02
20	17	Josh WOOD	Kawasaki - Wood Racing	1:32.259	9	12	2.421	0.076	94.94
21	71	Charlie FARRER	Yamaha - Paul Veazey Racing	1:32.581	12	14	2.743	0.322	94.61
22	66	Cameron FRASER	Yamaha - Jones Dorling Racing	1:33.110	14	15	3.272	0.529	94.08
23	42	Sam HOLME	Yamaha - Everquip Racing	1:33.154	6	15	3.316	0.044	94.03
24	32	Mark PIPER	Yamaha - Pied Piper Racing	1:33.791	11	11	3.953	0.637	93.39
25	57	Charlie MORRIS	Yamaha - M Motorsport Racing	1:34.027	9	14	4.189	0.236	93.16
26	44	Ewan POTTER	Yamaha - Jones Dorling Racing	1:34.211	13	14	4.373	0.184	92.98
27	47	Angus GOUGH	Yamaha - G Fab Racing	1:34.364	9	10	4.526	0.153	92.83
28	11	Josh HARVEY	Yamaha - NR Racing	1:34.365	4	14	4.527	0.001	92.82
29	6	Conor WHEELER	Yamaha - Conor Wheeler Racing	1:35.118	2	6	5.280	0.753	92.09
30	27	Jamie ASHBY	Yamaha - JPA Racing / Davison Transport	1:35.310	10	15	5.472	0.192	91.90
31	18	Connor THOMSON	Yamaha - Connor Thomson Racing	1:36.342	12	13	6.504	1.032	90.92
32	4	Connor MOODY	Kawasaki - Steelmate Racing	1:36.344	12	12	6.506	0.002	90.92

QUALIFYING LAPTIME (110.0% of 1:29.838) = 1:38.821

Weather / Track : Cloudy / Dry

These results are provisional until the conclusion of any judicial and technical matters.

Brands Hatch GP

Circuit Length = 2.4332 miles

Start: 10:25 Flag 10:50 End: 10:52

Race Director :	Stewards :	Timekeeper :
-----------------	------------	--------------

Results can be found at www.britishsuperbike.com

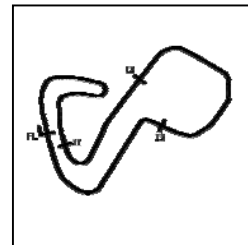
Printed - 10:53 Saturday, 13 October 2018

MCRCB BULLETIN TK112

2018 Bennetts British Superbike Championship - Round 12

2018 Pirelli National Superstock 600 Championship with Black Horse

QUALIFYING - SECTOR ANALYSIS



SECTOR 1 = FL to I1, SECTOR 2 = I1 to I2 SECTOR 3 = I2 to I3, SECTOR 4 = I3 to FL, DIFF = Difference To Personal Best Lap, P = Crossed Finish Line in Pit Lane, D = Time Disallowed

P8 99		Ben LUXTON					Kawasaki - G & S Racing					
IDEAL LAP TIME : 1:31.197		BEST LAP TIME : 1:31.311					DIFFERENCE : 0.114					
LAP	SECTOR 1	SECTOR 2		SECTOR 3		SECTOR 4		LAP TIME	MPH	DIFF	TIME OF DAY	
1 -	OUTLAP	107.8	16.712	143.0	25.718	85.0	22.287	138.9	1:35.777	91.46	4.466	10:27:25.758
2 -	29.687	108.2	16.305	144.3	24.971	86.9	21.734	140.1	1:32.697	94.49	1.386	10:28:58.455
3 -	29.447	108.2	16.302	144.3	24.877	87.6	21.703	140.9	1:32.329	94.87	1.018	10:30:30.784
4 -	29.453	108.5	16.173	144.3	24.759	88.8	21.594	140.6	1:31.979 (3)	95.23	0.668	10:32:02.763
5 -	30.475	101.0	16.656	142.1	25.480	86.2	21.996	141.5	1:34.607	92.59	3.296	10:33:37.370
6 -	30.490	100.0	17.624	119.6	26.325	79.2	IN PIT		4:56.633 P	29.53	3:25.322	10:38:34.003
7 -	OUTLAP	88.7	18.055	133.1	26.357	87.0	22.241	141.5	1:48.307	80.87	16.996	10:40:22.310
8 -	29.132	108.9	16.158	146.5	24.642	89.3	21.640	141.2	1:31.572 (2)	95.66	0.261	10:41:53.882
9 -	30.839	92.8	16.708	144.0	25.863	83.3	23.781	142.7	1:37.191	90.13	5.880	10:43:31.073
10 -	30.980	96.8	16.558	142.7	25.984	86.2	21.792	141.5	1:35.314	91.90	4.003	10:45:06.387
11 -	32.036	71.3	16.732	143.7	24.830	87.3	21.492	143.7	1:35.090	92.12	3.779	10:46:41.477
12 -	29.123	106.1	16.169	146.2	28.267	83.8	21.948	143.0	1:35.507	91.71	4.196	10:48:16.984
13 -	29.326	107.2	16.146	145.8	26.234	90.0	21.966	141.8	1:33.672	93.51	2.361	10:49:50.656
14 -	29.007	108.9	16.154	146.5	24.748	87.9	21.402	143.3	1:31.311 (1)	95.93		10:51:21.967

P9 26		Adam HARTGROVE					Yamaha - Adam Hartgrove Racing					
IDEAL LAP TIME : 1:31.398		BEST LAP TIME : 1:31.559					DIFFERENCE : 0.161					
LAP	SECTOR 1	SECTOR 2		SECTOR 3		SECTOR 4		LAP TIME	MPH	DIFF	TIME OF DAY	
1 -	29.723	108.7	16.628	140.9	24.901	87.0	21.530	143.3	1:32.782	94.41	1.223	10:28:10.390
2 -	29.230	107.2	16.149	140.9	24.833	85.9	21.480	143.0	1:31.692 (2)	95.53	0.133	10:29:42.082
3 -	29.191	109.1	16.082	140.9	24.906	86.7	IN PIT		6:27.597 P	22.60	4:56.038	10:36:09.679
4 -	OUTLAP	42.6	18.177	129.0	25.832	83.0	IN PIT		2:45.541 P	52.91	1:13.982	10:38:55.220
5 -	OUTLAP	103.5	16.364	139.2	24.908	87.7	21.868	141.2	1:35.944	91.30	4.385	10:40:31.164
6 -	29.257	109.4	16.198	145.2	24.873	86.4	21.647	143.0	1:31.975 (3)	95.24	0.416	10:42:03.139
7 -	29.807	105.6	16.248	141.8	25.067	83.2	21.801	142.7	1:32.923	94.26	1.364	10:43:36.062
8 -	29.049	109.4	16.118	140.1	24.787	87.6	21.605	142.7	1:31.559 (1)	95.67		10:45:07.621
9 -	29.356	108.7	16.137	145.5	25.309	87.2	21.684	142.1	1:32.486	94.71	0.927	10:46:40.107
10 -	31.296	107.5	16.211	139.5	25.414	85.8	21.705	142.1	1:34.626	92.57	3.067	10:48:14.733
11 -	29.368	108.2	16.184	142.1	25.070	87.1	21.641	142.1	1:32.263	94.94	0.704	10:49:46.996

P10 2		TJ TOMS					Kawasaki - Squidge Racing					
IDEAL LAP TIME : 1:31.635		BEST LAP TIME : 1:31.725					DIFFERENCE : 0.090					
LAP	SECTOR 1	SECTOR 2		SECTOR 3		SECTOR 4		LAP TIME	MPH	DIFF	TIME OF DAY	
1 -	OUTLAP	96.5	17.166	136.6	26.927	79.7	22.670	141.2	1:41.397	86.39	9.672	10:26:45.053
2 -	30.336	106.1	16.586	139.8	25.392	86.0	21.875	140.9	1:34.189	93.00	2.464	10:28:19.242
3 -	29.609	106.5	16.390	145.2	25.034	85.1	21.621	142.4	1:32.654	94.54	0.929	10:29:51.896
4 -	29.614	109.2	16.276	144.6	24.728	89.8	21.612	140.6	1:32.230	94.97	0.505	10:31:24.126
5 -	29.469	109.1	16.249	144.6	24.888	86.9	21.765	141.2	1:32.371	94.83	0.646	10:32:56.497
6 -	29.573	103.4	16.280	144.9	25.017	89.8	IN PIT		3:55.546 P	37.18	2:23.821	10:36:52.043
7 -	OUTLAP	102.6	16.555	142.4	25.323	87.1	21.953	139.2	1:35.719	91.51	3.994	10:38:27.762
8 -	29.732	109.2	16.385	144.6	24.878	88.0	21.680	140.1	1:32.675	94.52	0.950	10:40:00.437
9 -	29.567	109.2	16.221	145.5	24.917	90.9	21.755	142.7	1:32.460	94.74	0.735	10:41:32.897
10 -	29.502	108.5	16.307	144.3	24.873	90.5	21.579	140.3	1:32.261	94.94	0.536	10:43:05.158
11 -	29.467	110.0	16.177	144.9	24.759	90.0	21.713	140.1	1:32.116 (3)	95.09	0.391	10:44:37.274
12 -	29.345	111.2	16.215	144.9	25.143	92.1	21.727	140.3	1:32.430	94.77	0.705	10:46:09.704
13 -	29.314	111.2	16.180	145.2	24.777	90.8	21.718	138.9	1:31.989 (2)	95.22	0.264	10:47:41.693
14 -	30.033	108.4	16.305	142.7	24.909	93.5	21.640	140.1	1:32.887	94.30	1.162	10:49:14.580
15 -	29.365	110.5	16.052	144.3	24.767	89.1	21.541	140.1	1:31.725 (1)	95.50		10:50:46.305

P11 8		Grant NEWSTEAD					Yamaha - Morgan Price / Tinklers Racing					
IDEAL LAP TIME : 1:31.653		BEST LAP TIME : 1:31.744					DIFFERENCE : 0.091					
LAP	SECTOR 1	SECTOR 2		SECTOR 3		SECTOR 4		LAP TIME	MPH	DIFF	TIME OF DAY	
1 -	OUTLAP	98.2	16.916	144.3	26.367	85.1	22.344	139.5	1:40.357	87.28	8.613	10:26:43.358
2 -	30.293	107.3	16.442	144.3	26.030	82.3	25.993	141.8	1:38.758	88.70	7.014	10:28:22.116
3 -	29.960	102.4	16.811	143.7	25.671	86.1	22.427	140.1	1:34.869	92.33	3.125	10:29:56.985
4 -	29.635	108.5	16.272	144.3	25.558	87.1	21.806	140.6	1:33.271	93.91	1.527	10:31:30.256
5 -	29.585	109.2	16.300	143.3	25.350	88.7	21.877	140.1	1:33.112	94.07	1.368	10:33:03.368

Weather / Track : Cloudy / Dry

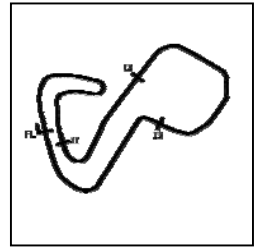
Brands Hatch GP
Circuit Length = 2.4332 miles
Start: 10:25 Flag 10:50 End: 10:52

MCRCB BULLETIN TK112

2018 Bennetts British Superbike Championship - Round 12

2018 Pirelli National Superstock 600 Championship with Black Horse

QUALIFYING - SECTOR ANALYSIS



SECTOR 1 = FL to I1, SECTOR 2 = I1 to I2 SECTOR 3 = I2 to I3, SECTOR 4 = I3 to FL, DIFF = Difference To Personal Best Lap, P = Crossed Finish Line in Pit Lane, D = Time Disallowed

12 -	30.468	103.2	16.943	136.1	26.269	80.5	22.664	134.7	1:36.344 (1)	90.92	10:50:30.656
-------------	---------------	-------	---------------	-------	--------	------	--------	-------	---------------------	--------------	---------------------

MCRCB BULLETIN TK113**2018 Bennetts British Superbike Championship - Round 12****2018 Pirelli National Superstock 600 Championship with Black Horse****QUALIFYING - BEST SECTORS**

SECTOR 1			SECTOR 2			SECTOR 3			SECTOR 4			IDEAL / BEST COMPARISON						
POS	NO	NAME	TIME	NO	NAME	TIME	NO	NAME	TIME	NO	NAME	IDEAL	BEST	DIFF				
1	1	VICKERS	28.525	1	VICKERS	15.863	1	VICKERS	24.151	1	VICKERS	21.082	1	1	VICKERS	1:29.621	1:29.838	0.217
2	75	McGREEV	28.624	5	CLARKE	15.987	75	McGREEV	24.298	75	McGREEV	21.382	2	75	McGREEV	1:30.296	1:30.413	0.117
3	55	KEYES	28.785	75	McGREEV	15.992	5	CLARKE	24.335	99	LUXTON	21.402	3	5	CLARKE	1:30.847	1:31.078	0.231
4	10	SHELDON	28.966	37	DELVES	15.992	14	VALLELE	24.455	9	CLIFFOR	21.405	4	9	CLIFFORD	1:31.007	1:31.200	0.193
5	9	CLIFFOR	29.003	55	KEYES	15.999	9	CLIFFOR	24.554	10	SHELDON	21.437	5	99	LUXTON	1:31.197	1:31.311	0.114
6	99	LUXTON	29.007	9	CLIFFOR	16.045	10	SHELDON	24.602	55	KEYES	21.454	6	55	KEYES	1:31.203	1:31.203	0.000
7	5	CLARKE	29.018	2	TOMS	16.052	7	WRIGHT	24.621	69	IRWIN	21.454	7	10	SHELDON-SHAW	1:31.218	1:31.242	0.024
8	69	IRWIN	29.049	69	IRWIN	16.054	58	LEE	24.631	8	NEWSTEA	21.470	8	69	IRWIN	1:31.234	1:31.234	0.000
9	26	HARTGRO	29.049	26	HARTGRO	16.082	99	LUXTON	24.642	26	HARTGRO	21.480	9	26	HARTGROVE	1:31.398	1:31.559	0.161
10	58	LEE	29.066	8	NEWSTEA	16.115	37	DELVES	24.654	14	VALLELE	21.487	10	14	VALLELEY	1:31.422	1:31.790	0.368
11	8	NEWSTEA	29.140	46	ROWLING	16.116	69	IRWIN	24.677	5	CLARKE	21.507	11	58	LEE	1:31.440	1:31.833	0.393
12	37	DELVES	29.142	99	LUXTON	16.146	2	TOMS	24.728	2	TOMS	21.541	12	37	DELVES	1:31.481	1:31.988	0.507
13	16	HOPKINS	29.146	3	CLAYTON	16.153	26	HARTGRO	24.787	17	WOOD	21.548	13	2	TOMS	1:31.635	1:31.725	0.090
14	14	VALLELE	29.218	58	LEE	16.175	42	HOLME	24.850	58	LEE	21.568	14	8	NEWSTEAD	1:31.653	1:31.744	0.091
15	19	ALDERSO	29.253	16	HOPKINS	16.201	3	CLAYTON	24.852	46	ROWLING	21.592	15	16	HOPKINS	1:31.951	1:32.042	0.091
16	46	ROWLING	29.310	10	SHELDON	16.213	19	ALDERSO	24.852	16	HOPKINS	21.615	16	3	CLAYTON	1:31.959	1:32.025	0.066
17	2	TOMS	29.314	19	ALDERSO	16.217	17	WOOD	24.921	3	CLAYTON	21.618	17	46	ROWLINGS	1:31.964	1:32.183	0.219
18	3	CLAYTON	29.336	71	FARRER	16.226	8	NEWSTEA	24.928	37	DELVES	21.693	18	7	WRIGHT	1:32.001	1:32.001	0.000
19	17	WOOD	29.379	7	WRIGHT	16.242	46	ROWLING	24.946	19	ALDERSO	21.707	19	19	ALDERSON	1:32.029	1:32.160	0.131
20	7	WRIGHT	29.398	14	VALLELE	16.262	55	KEYES	24.965	7	WRIGHT	21.740	20	17	WOOD	1:32.215	1:32.259	0.044
21	71	FARRER	29.399	44	POTTER	16.267	16	HOPKINS	24.989	71	FARRER	21.777	21	71	FARRER	1:32.483	1:32.581	0.098
22	42	HOLME	29.533	66	FRASER	16.289	71	FARRER	25.081	66	FRASER	21.856	22	42	HOLME	1:32.900	1:33.154	0.254
23	57	MORRIS	29.630	32	PIPER	16.302	47	GOUGH	25.147	42	HOLME	21.953	23	66	FRASER	1:33.047	1:33.110	0.063
24	66	FRASER	29.746	17	WOOD	16.367	66	FRASER	25.156	32	PIPER	21.992	24	32	PIPER	1:33.531	1:33.791	0.260
25	32	PIPER	29.803	11	HARVEY	16.522	57	MORRIS	25.301	44	POTTER	21.996	25	57	MORRIS	1:33.886	1:34.027	0.141
26	47	GOUGH	29.919	42	HOLME	16.564	32	PIPER	25.434	11	HARVEY	22.075	26	44	POTTER	1:34.122	1:34.211	0.089
27	11	HARVEY	29.969	27	ASHBY	16.625	6	WHEELER	25.689	57	MORRIS	22.129	27	11	HARVEY	1:34.348	1:34.365	0.017
28	44	POTTER	30.141	6	WHEELER	16.688	44	POTTER	25.718	6	WHEELER	22.300	28	47	GOUGH	1:34.364	1:34.364	0.000
29	27	ASHBY	30.204	18	THOMSON	16.801	27	ASHBY	25.772	27	ASHBY	22.345	29	27	ASHBY	1:34.946	1:35.310	0.364
30	6	WHEELER	30.342	57	MORRIS	16.826	11	HARVEY	25.782	47	GOUGH	22.437	30	6	WHEELER	1:35.019	1:35.118	0.099
31	18	THOMSON	30.344	47	GOUGH	16.861	18	THOMSON	26.167	18	THOMSON	22.608	31	18	THOMSON	1:35.920	1:36.342	0.422
32	4	MOODY	30.468	4	MOODY	16.943	4	MOODY	26.235	4	MOODY	22.619	32	4	MOODY	1:36.265	1:36.344	0.079

Weather / Track : Cloudy / Dry

Brands Hatch GP

Circuit Length = 2.4332 miles

Start: 10:25 Flag 10:50 End: 10:52

Results can be found at www.tsl-timing.com

Printed - 10:56 Saturday, 13 October 2018

MCRCB BULLETIN TK114**2018 Bennetts British Superbike Championship - Round 12****2018 Pirelli National Superstock 600 Championship with Black Horse****QUALIFYING - BEST SPEEDS**

POS	INTERMEDIATE 1			INTERMEDIATE 2			INTERMEDIATE 3			FINISH LINE		
	NO	NAME	MPH	NO	NAME	MPH	NO	NAME	MPH	NO	NAME	MPH
1	5	CLARKE	115.5	1	VICKERS	147.4	5	CLARKE	96.0	1	VICKERS	145.2
2	55	KEYES	114.7	9	CLIFFORD	147.4	75	McGREEVY	95.8	71	FARRER	144.9
3	37	DELVES	114.7	17	WOOD	146.8	14	VALLELEY	95.1	55	KEYES	144.6
4	1	VICKERS	114.3	5	CLARKE	146.5	1	VICKERS	94.7	75	McGREEVY	144.3
5	9	CLIFFORD	114.3	99	LUXTON	146.5	19	ALDERSON	94.3	3	CLAYTON	144.0
6	3	CLAYTON	113.3	37	DELVES	146.5	42	HOLME	93.8	99	LUXTON	143.7
7	16	HOPKINS	113.1	71	FARRER	146.5	2	TOMS	93.5	69	IRWIN	143.3
8	19	ALDERSON	112.4	55	KEYES	146.2	37	DELVES	93.4	26	HARTGROVE	143.3
9	58	LEE	112.0	16	HOPKINS	146.2	16	HOPKINS	93.2	16	HOPKINS	143.0
10	71	FARRER	111.6	69	IRWIN	145.8	55	KEYES	92.9	17	WOOD	143.0
11	14	VALLELEY	111.4	8	NEWSTEAD	145.8	7	WRIGHT	92.9	2	TOMS	142.7
12	17	WOOD	111.4	3	CLAYTON	145.8	57	MORRIS	92.4	8	NEWSTEAD	142.7
13	69	IRWIN	111.2	26	HARTGROVE	145.5	9	CLIFFORD	92.1	7	WRIGHT	142.7
14	2	TOMS	111.2	2	TOMS	145.5	10	SHELDON-SHAW	92.1	46	ROWLINGS	142.7
15	7	WRIGHT	111.1	58	LEE	145.5	8	NEWSTEAD	91.9	66	FRASER	142.7
16	32	PIPER	111.1	7	WRIGHT	145.5	58	LEE	91.9	44	POTTER	142.7
17	44	POTTER	110.9	19	ALDERSON	145.5	99	LUXTON	90.0	37	DELVES	142.4
18	75	McGREEVY	110.7	42	HOLME	145.5	46	ROWLINGS	89.8	5	CLARKE	142.1
19	10	SHELDON-SHAW	110.3	14	VALLELEY	145.2	71	FARRER	89.7	14	VALLELEY	142.1
20	66	FRASER	110.1	44	POTTER	145.2	66	FRASER	89.2	9	CLIFFORD	141.8
21	26	HARTGROVE	109.4	66	FRASER	144.9	3	CLAYTON	88.8	19	ALDERSON	141.8
22	8	NEWSTEAD	109.4	32	PIPER	144.9	27	ASHBY	88.7	32	PIPER	141.8
23	47	GOUGH	109.2	75	McGREEVY	144.6	69	IRWIN	88.6	58	LEE	141.5
24	46	ROWLINGS	109.1	47	GOUGH	144.6	47	GOUGH	88.5	42	HOLME	141.5
25	99	LUXTON	108.9	10	SHELDON-SHAW	144.0	26	HARTGROVE	87.7	47	GOUGH	141.5
26	42	HOLME	108.9	11	HARVEY	143.3	32	PIPER	87.3	27	ASHBY	141.5
27	27	ASHBY	108.9	6	WHEELER	141.5	17	WOOD	87.2	10	SHELDON-SHAW	140.3
28	18	THOMSON	108.0	27	ASHBY	141.2	18	THOMSON	87.0	11	HARVEY	139.8
29	11	HARVEY	106.1	46	ROWLINGS	140.6	44	POTTER	86.7	57	MORRIS	139.5
30	4	MOODY	104.6	18	THOMSON	140.6	11	HARVEY	86.0	18	THOMSON	138.0
31	57	MORRIS	103.5	4	MOODY	138.6	6	WHEELER	85.4	6	WHEELER	137.7
32	6	WHEELER	102.9	57	MORRIS	136.9	4	MOODY	82.8	4	MOODY	137.2

Weather / Track : Cloudy / Dry

Results can be found at www.tsl-timing.com

Brands Hatch GP

Circuit Length = 2.4332 miles

Start: 10:25 Flag 10:50 End: 10:52

Printed - 10:56 Saturday, 13 October 2018

MCRCB BULLETIN TK115

2018 Bennetts British Superbike Championship - Round 12

2018 Pirelli National Superstock 600 Championship with Black Horse

QUALIFYING - FASTEST LAP SEQUENCE

SESS. TIME	NO	NAME	ENTRY	TIME	MPH	LAP
3:09.699	1	Ryan VICKERS	Yamaha - Mototechniks Yamaha	1:32.588	94.61	2
4:41.048	1	Ryan VICKERS	Yamaha - Mototechniks Yamaha	1:31.349	95.89	3
13:59.326	1	Ryan VICKERS	Yamaha - Mototechniks Yamaha	1:29.838	97.50	6

Weather / Track : Cloudy / Dry

Results can be found at www.tsl-timing.com

Brands Hatch GP
Circuit Length = 2.4332 miles
Start: 10:25 Flag 10:50 End: 10:52

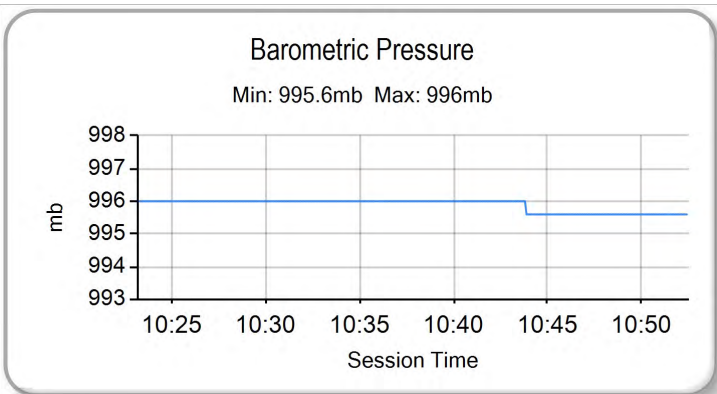
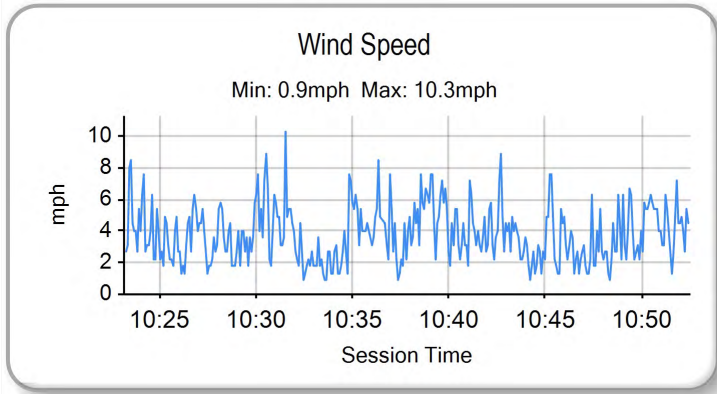
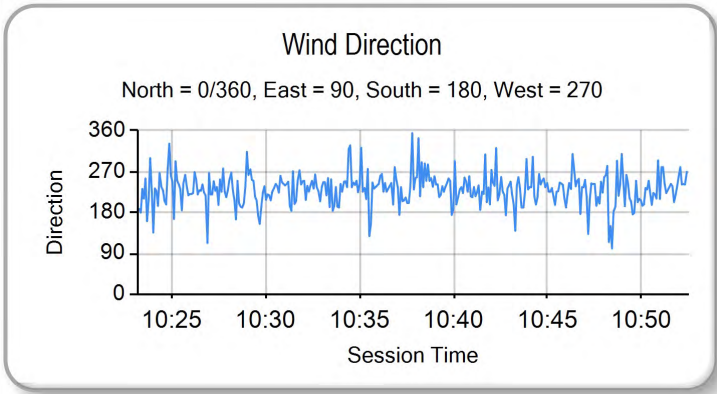
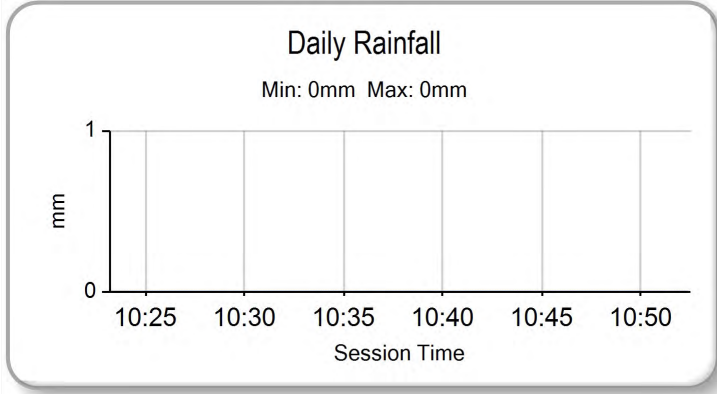
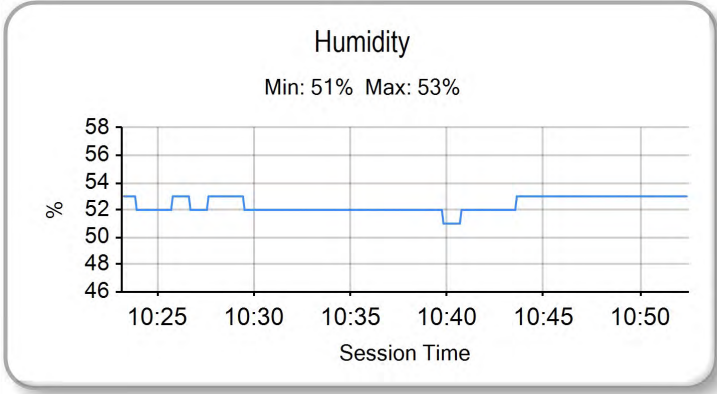
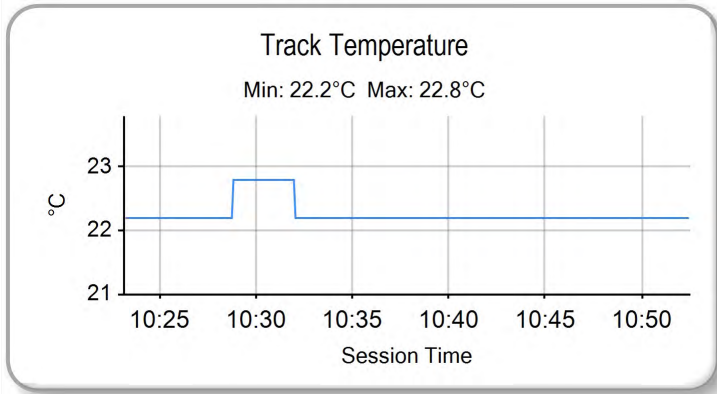
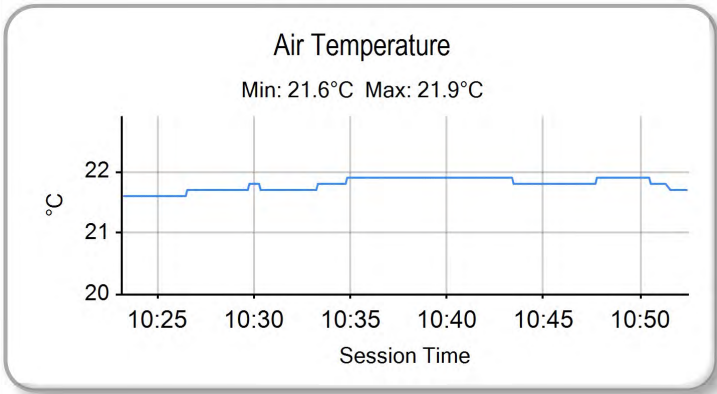
Printed - 10:58 Saturday, 13 October 2018

MCRCB BULLETIN TK116

2018 Bennetts British Superbike Championship - Round 12

2018 Pirelli National Superstock 600 Championship with Black Horse

QUALIFYING - WEATHER CONDITIONS



Weather / Track : Cloudy / Dry

Results can be found at www.tsl-timing.com

Brands Hatch GP
Circuit Length = 2.4332 miles
Start: 10:25 Flag 10:50 End: 10:52

Printed - 10:58 Saturday, 13 October 2018

RACE 8 - PROVISIONAL GRID (12 Laps)

ROW 11			32	4	Connor MOODY	1:36.344	31	18	Connor THOMSON	1:36.342			
ROW 10	30	27	Jamie ASHBY	1:35.310	29	6	Conor WHEELER	1:35.118	28	11	Josh HARVEY	1:34.365	
ROW 9		27	47	Angus GOUGH	1:34.364	26	44	Ewan POTTER	1:34.211	25	57	Charlie MORRIS	1:34.027
ROW 8	24	32	Mark PIPER	1:33.791	23	42	Sam HOLME	1:33.154	22	66	Cameron FRASER	1:33.110	
ROW 7		21	71	Charlie FARRER	1:32.581	20	17	Josh WOOD	1:32.259	19	46	Harry ROWLINGS	1:32.183
ROW 6	18	19	James ALDERSON	1:32.160	17	16	Luke HOPKINS	1:32.042	16	3	Mark CLAYTON	1:32.025	
ROW 5		15	7	Aaron WRIGHT	1:32.001	14	37	Liam DELVES	1:31.988	13	58	Cameron LEE	1:31.833
ROW 4	12	14	Louis VALLELEY	1:31.790	11	8	Grant NEWSTEAD	1:31.744	10	2	TJ TOMS	1:31.725	
ROW 3		9	26	Adam HARTGROVE	1:31.559	8	99	Ben LUXTON	1:31.311	7	10	Joe SHELDON-SHAW	1:31.242
ROW 2	6	69	Caolán IRWIN	1:31.234	5	75	Korie MCGREEVY	1:30.413	4	55	Kevin KEYES	1:31.203	
ROW 1		3	9	Aaron CLIFFORD	1:31.200	2	5	Aaron CLARKE	1:31.078	1	1	Ryan VICKERS	1:29.838

Pole

#75 - 3 Place grid penalty - Ignoring flag signals during FP1.

Brands Hatch GP
Circuit Length = 2.4332 miles

These results are provisional until the conclusion of any judicial and technical matters.

Race Director :	Stewards :	Timekeeper :
-----------------	------------	--------------

Results can be found at www.britishsuperbike.com

Printed - 11:02 Saturday, 13 October 2018

FREE PRACTICE - CLASSIFICATION

POS	NO	NAME	ENTRY	TIME	ON	LAPS	GAP	DIFF	MPH
1	1	Ryan VICKERS	Yamaha - Mototechniks Yamaha	1:30.511	5	6			96.78
2	55	Kevin KEYES	Kawasaki - Team #109	1:31.780	5	5	1.269	1.269	95.44
3	14	Louis VALLELEY	Kawasaki - Pharaoh Racing	1:31.806	5	5	1.295	0.026	95.41
4	75	Korie McGREEVY	Triumph - Century Racing	1:32.245	3	5	1.734	0.439	94.96
5	69	Caolán IRWIN	Yamaha - Irwin Racing	1:32.250	4	5	1.739	0.005	94.95
6	99	Ben LUXTON	Kawasaki - G & S Racing	1:32.343	5	5	1.832	0.093	94.86
7	26	Adam HARTGROVE	Yamaha - Adam Hartgrove Racing	1:32.703	3	5	2.192	0.360	94.49
8	10	Joe SHELDON-SHAW	Kawasaki - Via Moto Racing	1:32.706	4	5	2.195	0.003	94.49
9	3	Mark CLAYTON	Yamaha - KSM Racing	1:32.837	5	5	2.326	0.131	94.35
10	9	Aaron CLIFFORD	Yamaha - Clifford Racing	1:32.911	4	5	2.400	0.074	94.28
11	58	Cameron LEE	Yamaha - Allied Motorsport	1:32.941	3	5	2.430	0.030	94.25
12	5	Aaron CLARKE	Yamaha - Draper Racing	1:32.950	5	5	2.439	0.009	94.24
13	37	Liam DELVES	Yamaha - Team IMR	1:33.229	3	5	2.718	0.279	93.96
14	17	Josh WOOD	Kawasaki - Wood Racing	1:33.485	2	5	2.974	0.256	93.70
15	2	TJ TOMS	Kawasaki - Squidge Racing	1:33.516	3	5	3.005	0.031	93.67
16	46	Harry ROWLINGS	Triumph - BER / Steve Jordan Motorcycles	1:33.634	3	5	3.123	0.118	93.55
17	16	Luke HOPKINS	Yamaha - Hopkins Racing	1:33.692	4	5	3.181	0.058	93.49
18	19	James ALDERSON	Triumph - R Alderson & Sons Racing	1:33.795	3	5	3.284	0.103	93.39
19	32	Mark PIPER	Yamaha - Pied Piper Racing	1:34.030	4	5	3.519	0.235	93.16
20	8	Grant NEWSTEAD	Yamaha - Morgan Price / Tinklers Racing	1:34.117	5	5	3.606	0.087	93.07
21	42	Sam HOLME	Yamaha - Everquip Racing	1:34.249	5	5	3.738	0.132	92.94
22	6	Conor WHEELER	Yamaha - Conor Wheeler Racing	1:34.368	3	5	3.857	0.119	92.82
23	44	Ewan POTTER	Yamaha - Jones Dorling Racing	1:34.758	5	5	4.247	0.390	92.44
24	57	Charlie MORRIS	Yamaha - M Motorsport Racing	1:34.944	4	5	4.433	0.186	92.26
25	11	Josh HARVEY	Yamaha - NR Racing	1:35.402	4	5	4.891	0.458	91.82
26	7	Aaron WRIGHT	Yamaha - Jezaro.com	1:35.428	5	5	4.917	0.026	91.79
27	66	Cameron FRASER	Yamaha - Jones Dorling Racing	1:35.528	4	5	5.017	0.100	91.69
28	71	Charlie FARRER	Yamaha - Paul Veazey Racing	1:35.695	3	5	5.184	0.167	91.53
29	47	Angus GOUGH	Yamaha - G Fab Racing	1:36.116	5	5	5.605	0.421	91.13
30	27	Jamie ASHBY	Yamaha - JPA Racing / Davison Transport	1:36.397	5	5	5.886	0.281	90.87
31	18	Connor THOMSON	Yamaha - Connor Thomson Racing	1:36.719	3	5	6.208	0.322	90.57

QUALIFYING LAPTIME (110.0% of 1:30.511) = 1:39.562

32	4	Connor MOODY	Kawasaki - Steelmate Racing						1
----	---	--------------	-----------------------------	--	--	--	--	--	---

Weather / Track : Cloudy / Dry

These results are provisional until the conclusion of any judicial and technical matters.

Brands Hatch GP

Circuit Length = 2.4332 miles

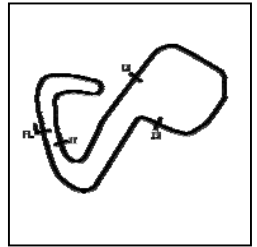
Start: 17:38 Flag 17:46 End: 17:48

Race Director :	Stewards :	Timekeeper :
-----------------	------------	--------------

Results can be found at www.britishsuperbike.com

Printed - 17:49 Saturday, 13 October 2018

FREE PRACTICE - SECTOR ANALYSIS



SECTOR 1 = FL to I1, SECTOR 2 = I1 to I2 SECTOR 3 = I2 to I3, SECTOR 4 = I3 to FL, DIFF = Difference To Personal Best Lap, P = Crossed Finish Line in Pit Lane, D = Time Disallowed

P1		1 Ryan VICKERS				Yamaha - Mototechniks Yamaha								
IDEAL LAP TIME :		1:30.449				BEST LAP TIME : 1:30.511				DIFFERENCE : 0.062				
LAP	SECTOR 1	SECTOR 2		SECTOR 3		SECTOR 4		LAP TIME	MPH	DIFF	TIME OF DAY			
1 -	OUTLAP	110.3	16.657	144.6	26.025	88.3	21.854	140.6	1:34.664	92.53	4.153	17:40:20.291		
2 -		29.280	114.1	16.165	145.5	24.775	90.3	21.590	140.6	1:31.810	1.299	17:41:52.101		
3 -		28.971	112.7	15.995	147.1	24.777	90.1	21.404	140.9	1:31.147	0.636	17:43:23.248		
4 -		28.897	113.5	16.046	145.8	24.469	91.6	21.437	140.6	1:30.849	(2)	96.42	0.338	17:44:54.097
5 -		28.727	113.1	16.001	145.2	24.473	90.5	21.310	140.9	1:30.511	(1)	96.78		17:46:24.608
6 -		28.976	112.7	15.979	145.5	24.433	89.8	21.547	140.3	1:30.935	(3)	96.33	0.424	17:47:55.543

P2		55 Kevin KEYES				Kawasaki - Team #109								
IDEAL LAP TIME :		1:31.727				BEST LAP TIME : 1:31.780				DIFFERENCE : 0.053				
LAP	SECTOR 1	SECTOR 2		SECTOR 3		SECTOR 4		LAP TIME	MPH	DIFF	TIME OF DAY			
1 -	OUTLAP	110.3	16.464	143.7	25.541	90.8	21.950	138.3	1:35.081	92.13	3.301	17:40:31.160		
2 -		29.511	112.7	16.193	142.4	25.308	87.0	22.116	140.9	1:33.128	1.348	17:42:04.288		
3 -		29.439	114.5	16.266	144.6	25.057	86.0	22.041	140.3	1:32.803	(3)	94.39	1.023	17:43:37.091
4 -		29.442	113.7	16.063	145.5	25.040	92.0	21.822	140.6	1:32.367	(2)	94.83	0.587	17:45:09.458
5 -		29.075	115.1	16.116	144.0	24.976	92.3	21.613	143.0	1:31.780	(1)	95.44		17:46:41.238

P3		14 Louis VALLELEY				Kawasaki - Pharaoh Racing								
IDEAL LAP TIME :		1:31.600				BEST LAP TIME : 1:31.806				DIFFERENCE : 0.206				
LAP	SECTOR 1	SECTOR 2		SECTOR 3		SECTOR 4		LAP TIME	MPH	DIFF	TIME OF DAY			
1 -	OUTLAP	105.0	16.682	144.6	24.994	89.8	21.866	140.9	1:34.053	93.13	2.247	17:40:22.079		
2 -		29.488	111.4	16.117	145.5	25.226	88.8	21.897	140.6	1:32.728	0.922	17:41:54.807		
3 -		29.549	112.4	16.243	143.7	24.695	87.3	21.682	140.1	1:32.169	(2)	95.04	0.363	17:43:26.976
4 -		29.240	107.8	16.482	143.3	25.054	86.2	21.812	140.1	1:32.588	(3)	94.61	0.782	17:44:59.564
5 -		29.172	110.7	16.283	143.0	24.629	89.3	21.722	139.2	1:31.806	(1)	95.41		17:46:31.370

P4		75 Korie McGREEVY				Triumph - Century Racing								
IDEAL LAP TIME :		1:32.124				BEST LAP TIME : 1:32.245				DIFFERENCE : 0.121				
LAP	SECTOR 1	SECTOR 2		SECTOR 3		SECTOR 4		LAP TIME	MPH	DIFF	TIME OF DAY			
1 -	OUTLAP	90.8	17.620	137.2	26.577	82.2	22.126	142.4	1:39.250	88.26	7.005	17:40:20.846		
2 -		29.604	105.0	16.514	144.0	24.997	89.2	21.892	140.9	1:33.007	(3)	94.18	0.762	17:41:53.853
3 -		29.391	107.2	16.274	143.7	24.843	89.5	21.737	140.6	1:32.245	(1)	94.96		17:43:26.098
4 -		29.822	102.9	16.625	141.5	25.018	88.8	21.822	140.3	1:33.287	1.042	93.90	1.042	17:44:59.385
5 -		29.531	102.9	16.291	140.9	24.875	89.7	21.616	141.5	1:32.313	(2)	94.89	0.068	17:46:31.698

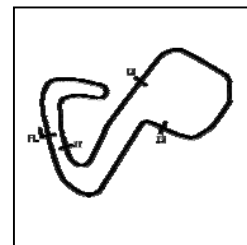
P5		69 Caolán IRWIN				Yamaha - Irwin Racing								
IDEAL LAP TIME :		1:32.042				BEST LAP TIME : 1:32.250				DIFFERENCE : 0.208				
LAP	SECTOR 1	SECTOR 2		SECTOR 3		SECTOR 4		LAP TIME	MPH	DIFF	TIME OF DAY			
1 -	OUTLAP	103.5	16.784	141.2	25.878	79.3	22.587	141.8	1:37.880	89.49	5.630	17:40:42.183		
2 -		29.897	109.1	16.286	145.8	25.374	87.2	21.766	142.7	1:33.323	(3)	93.86	1.073	17:42:15.506
3 -		29.795	108.7	16.147	141.5	25.760	81.0	22.080	142.1	1:33.782	1.532	93.40	1.532	17:43:49.288
4 -		29.551	110.5	16.202	145.8	24.956	87.1	21.541	142.4	1:32.250	(1)	94.95		17:45:21.538
5 -		29.410	111.6	16.135	143.7	25.084	88.3	21.787	139.8	1:32.416	(2)	94.78	0.166	17:46:53.954

P6		99 Ben LUXTON				Kawasaki - G & S Racing								
IDEAL LAP TIME :		1:32.343				BEST LAP TIME : 1:32.343				DIFFERENCE : 0.000				
LAP	SECTOR 1	SECTOR 2		SECTOR 3		SECTOR 4		LAP TIME	MPH	DIFF	TIME OF DAY			
1 -	OUTLAP	98.5	17.043	136.1	26.042	81.7	22.754	141.5	1:36.956	90.34	4.613	17:40:24.661		
2 -		29.890	103.7	16.454	144.9	25.111	86.0	21.936	140.6	1:33.391	1.048	93.79	1.048	17:41:58.052
3 -		29.736	108.0	16.478	144.3	24.986	84.5	21.928	141.2	1:33.128	(2)	94.06	0.785	17:43:31.180
4 -		29.810	102.4	16.518	144.9	25.102	86.4	21.763	140.6	1:33.193	(3)	93.99	0.850	17:45:04.373
5 -		29.493	107.3	16.291	144.9	24.826	86.3	21.733	141.8	1:32.343	(1)	94.86		17:46:36.716

2018 Bennetts British Superbike Championship - Round 12

2018 Pirelli National Superstock 600 Championship with Black Horse

FREE PRACTICE - SECTOR ANALYSIS



SECTOR 1 = FL to I1, SECTOR 2 = I1 to I2, SECTOR 3 = I2 to I3, SECTOR 4 = I3 to FL, DIFF = Difference To Personal Best Lap, P = Crossed Finish Line in Pit Lane, D = Time Disallowed

P7		26		Adam HARTGROVE				Yamaha - Adam Hartgrove Racing				
IDEAL LAP TIME : 1:32.633		BEST LAP TIME : 1:32.703				DIFFERENCE : 0.070						
LAP	SECTOR 1	SECTOR 2		SECTOR 3		SECTOR 4		LAP TIME	MPH	DIFF	TIME OF DAY	
1 -	OUTLAP	102.7	16.768	141.2	25.639	85.4	22.121	140.3	1:38.805	88.65	6.102	17:40:54.875
2 -	29.359	108.4	16.300	143.0	25.819	85.3	21.942	140.9	1:33.420 (3)	93.76	0.717	17:42:28.295
3 -	29.404	107.3	16.241	144.0	25.236	85.9	21.822	141.5	1:32.703 (1)	94.49		17:44:00.998
4 -	29.422	105.8	16.269	143.0	25.468	85.3	21.797	141.5	1:32.956 (2)	94.23	0.253	17:45:33.954
5 -	29.653	104.5	16.448	139.2	25.265	82.5	22.338	135.8	1:33.704	93.48	1.001	17:47:07.658

P8		10		Joe SHELDON-SHAW				Kawasaki - Via Moto Racing				
IDEAL LAP TIME : 1:32.433		BEST LAP TIME : 1:32.706				DIFFERENCE : 0.273						
LAP	SECTOR 1	SECTOR 2		SECTOR 3		SECTOR 4		LAP TIME	MPH	DIFF	TIME OF DAY	
1 -	OUTLAP	107.3	16.668	142.1	25.802	84.3	22.215	138.9	1:35.868	91.37	3.162	17:40:48.589
2 -	29.740	108.5	16.451	143.3	25.611	84.8	21.881	139.8	1:33.683 (3)	93.50	0.977	17:42:22.272
3 -	29.926	111.4	16.380	142.4	24.981	89.1	21.682	140.9	1:32.969 (2)	94.22	0.263	17:43:55.241
4 -	29.464	108.7	16.306	143.7	25.215	89.9	21.721	140.6	1:32.706 (1)	94.49		17:45:27.947
5 -	29.484	105.6	17.002	141.8	25.623	80.7	22.109	136.3	1:34.218	92.97	1.512	17:47:02.165

P9		3		Mark CLAYTON				Yamaha - KSM Racing				
IDEAL LAP TIME : 1:32.743		BEST LAP TIME : 1:32.837				DIFFERENCE : 0.094						
LAP	SECTOR 1	SECTOR 2		SECTOR 3		SECTOR 4		LAP TIME	MPH	DIFF	TIME OF DAY	
1 -	OUTLAP	97.3	17.470	133.4	26.827	80.9	22.168	143.3	1:37.431	89.90	4.594	17:40:21.240
2 -	29.843	106.3	16.524	146.2	25.332	83.6	21.973	143.0	1:33.672 (2)	93.51	0.835	17:41:54.912
3 -	29.759	106.1	16.278	140.9	25.637	79.1	22.129	141.2	1:33.803 (3)	93.38	0.966	17:43:28.715
4 -	30.261	108.9	16.476	144.0	25.174	87.2	21.904	141.2	1:33.815	93.37	0.978	17:45:02.530
5 -	29.571	109.4	16.372	145.2	25.125	86.1	21.769	141.5	1:32.837 (1)	94.35		17:46:35.367

P10		9		Aaron CLIFFORD				Yamaha - Clifford Racing				
IDEAL LAP TIME : 1:32.865		BEST LAP TIME : 1:32.911				DIFFERENCE : 0.046						
LAP	SECTOR 1	SECTOR 2		SECTOR 3		SECTOR 4		LAP TIME	MPH	DIFF	TIME OF DAY	
1 -	OUTLAP	101.9	16.909	142.4	26.335	84.2	22.462	140.9	1:37.519	89.82	4.608	17:40:35.195
2 -	30.421	110.7	16.339	143.0	25.600	84.0	22.049	141.8	1:34.409	92.78	1.498	17:42:09.604
3 -	30.106	104.0	16.382	141.8	25.353	87.4	21.873	143.0	1:33.714 (3)	93.47	0.803	17:43:43.318
4 -	29.934	106.5	16.328	144.9	24.867	92.8	21.782	142.4	1:32.911 (1)	94.28		17:45:16.229
5 -	29.888	101.2	16.737	147.1	25.012	85.9	21.840	142.1	1:33.477 (2)	93.71	0.566	17:46:49.706

P11		58		Cameron LEE				Yamaha - Allied Motorsport				
IDEAL LAP TIME : 1:32.941		BEST LAP TIME : 1:32.941				DIFFERENCE : 0.000						
LAP	SECTOR 1	SECTOR 2		SECTOR 3		SECTOR 4		LAP TIME	MPH	DIFF	TIME OF DAY	
1 -	OUTLAP	100.9	16.767	138.9	25.633	83.0	22.088	141.8	1:37.266	90.06	4.325	17:40:32.063
2 -	31.012	95.1	16.757	141.2	25.714	83.6	22.595	140.1	1:36.078	91.17	3.137	17:42:08.141
3 -	29.638	108.4	16.429	143.3	25.081	87.2	21.793	141.8	1:32.941 (1)	94.25		17:43:41.082
4 -	29.716	104.3	16.435	144.9	25.785	80.2	22.285	143.0	1:34.221 (2)	92.97	1.280	17:45:15.303
5 -	30.496	107.3	16.506	139.2	25.144	82.9	22.452	134.4	1:34.598 (3)	92.60	1.657	17:46:49.901

P12		5		Aaron CLARKE				Yamaha - Draper Racing				
IDEAL LAP TIME : 1:32.705		BEST LAP TIME : 1:32.950				DIFFERENCE : 0.245						
LAP	SECTOR 1	SECTOR 2		SECTOR 3		SECTOR 4		LAP TIME	MPH	DIFF	TIME OF DAY	
1 -	OUTLAP	104.5	17.133	139.8	26.212	89.4	22.479	138.9	1:37.161	90.15	4.211	17:40:15.770
2 -	30.627	110.5	16.616	143.0	25.358	89.9	22.237	139.2	1:34.838	92.36	1.888	17:41:50.608
3 -	29.814	113.3	16.380	144.0	25.211	90.8	21.796	140.3	1:33.201 (2)	93.98	0.251	17:43:23.809
4 -	29.742	113.5	17.007	144.3	24.974	90.0	21.888	140.1	1:33.611 (3)	93.57	0.661	17:44:57.420
5 -	29.582	112.4	16.353	144.0	25.132	92.3	21.883	140.1	1:32.950 (1)	94.24		17:46:30.370

P13		37		Liam DELVES				Yamaha - Team IMR				
IDEAL LAP TIME : 1:32.957		BEST LAP TIME : 1:33.229				DIFFERENCE : 0.272						
LAP	SECTOR 1	SECTOR 2		SECTOR 3		SECTOR 4		LAP TIME	MPH	DIFF	TIME OF DAY	

Weather / Track : Cloudy / Dry

Results can be found at www.tsl-timing.com

Page 2 of 6

Brands Hatch GP

Circuit Length = 2.4332 miles

Start: 17:38 Flag 17:46 End: 17:48

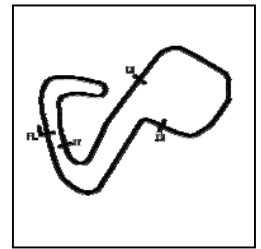
Printed - 17:50 Saturday, 13 October 2018

MCRCB BULLETIN TK216

2018 Bennetts British Superbike Championship - Round 12

2018 Pirelli National Superstock 600 Championship with Black Horse

FREE PRACTICE - SECTOR ANALYSIS



SECTOR 1 = FL to I1, SECTOR 2 = I1 to I2 SECTOR 3 = I2 to I3, SECTOR 4 = I3 to FL, DIFF = Difference To Personal Best Lap, P = Crossed Finish Line in Pit Lane, D = Time Disallowed

Lap	Time	S1	S2	S3	S4	Time	MPH	Diff	Time of Day			
1 -	OUTLAP	107.7	17.208	133.9	26.270	82.1	22.475	139.8	1:38.165	89.23	4.936	17:40:36.291
2 -	30.321	109.2	16.317	146.5	25.466	89.8	22.270	140.3	1:34.374	92.82	1.145	17:42:10.665
3 -	29.958	111.1	16.219	145.2	25.070	89.8	21.982	141.8	1:33.229 (1)	93.96		17:43:43.894
4 -	29.751	111.2	16.154	141.5	25.262	87.3	22.204	141.5	1:33.371 (2)	93.81	0.142	17:45:17.265
5 -	29.919	110.1	16.248	135.5	25.696	84.9	22.462	140.6	1:34.325 (3)	92.86	1.096	17:46:51.590

P14 17 Josh WOOD		Kawasaki - Wood Racing											
IDEAL LAP TIME : 1:33.438			BEST LAP TIME : 1:33.485				DIFFERENCE : 0.047						
LAP	SECTOR 1	SECTOR 2	SECTOR 3	SECTOR 4	LAP TIME	MPH	DIFF	TIME OF DAY					
1 -	OUTLAP	103.4	17.273	142.4	26.761	82.3	22.311	143.0	1:38.496	88.93	5.011	17:40:20.755	
2 -	30.033	107.8	16.435	145.8	25.288	86.0	21.729	143.7	1:33.485 (1)	93.70		17:41:54.240	
3 -	30.134	110.3	16.418	141.5	25.663	82.2	IN PIT		2:10.829 P	66.95	37.344	17:44:05.069	
4 -	OUTLAP	105.3	16.633	142.7	26.096	79.6	22.277	140.6	1:36.373	90.89	2.888	17:45:41.442	
5 -	30.036	108.4	16.388	145.2	25.558	82.3	22.054	138.6	1:34.036 (2)	93.15	0.551	17:47:15.478	

P15 2 TJ TOMS		Kawasaki - Squidge Racing											
IDEAL LAP TIME : 1:32.958			BEST LAP TIME : 1:33.516				DIFFERENCE : 0.558						
LAP	SECTOR 1	SECTOR 2	SECTOR 3	SECTOR 4	LAP TIME	MPH	DIFF	TIME OF DAY					
1 -	OUTLAP	97.8	16.892	139.5	26.092	77.8	22.304	140.3	1:36.583	90.69	3.067	17:40:25.402	
2 -	30.483	106.0	16.460	145.5	25.069	85.8	21.763	142.7	1:33.775 (3)	93.41	0.259	17:41:59.177	
3 -	30.012	106.0	16.255	140.1	25.263	86.0	21.986	142.7	1:33.516 (1)	93.67		17:43:32.693	
4 -	29.871	105.3	16.290	139.5	25.628	86.0	21.902	141.5	1:33.691 (2)	93.49	0.175	17:45:06.384	
5 -	30.131	110.1	16.375	139.2	25.553	89.9	21.907	140.9	1:33.966	93.22	0.450	17:46:40.350	

P16 46 Harry ROWLINGS		Triumph - BER / Steve Jordan Motorcycles											
IDEAL LAP TIME : 1:33.634			BEST LAP TIME : 1:33.634				DIFFERENCE : 0.000						
LAP	SECTOR 1	SECTOR 2	SECTOR 3	SECTOR 4	LAP TIME	MPH	DIFF	TIME OF DAY					
1 -	OUTLAP	99.7	16.952	128.8	26.352	82.0	22.811	141.2	1:37.586	89.76	3.952	17:40:24.589	
2 -	30.334	103.4	16.599	135.0	25.376	84.7	22.044	141.2	1:34.353	92.84	0.719	17:41:58.942	
3 -	30.014	103.8	16.291	137.5	25.348	86.0	21.981	142.7	1:33.634 (1)	93.55		17:43:32.576	
4 -	30.201	102.9	16.353	137.2	25.568	83.3	22.080	142.1	1:34.202 (3)	92.98	0.568	17:45:06.778	
5 -	30.087	105.0	16.325	136.6	25.646	81.1	22.080	141.8	1:34.138 (2)	93.05	0.504	17:46:40.916	

P17 16 Luke HOPKINS		Yamaha - Hopkins Racing											
IDEAL LAP TIME : 1:33.136			BEST LAP TIME : 1:33.692				DIFFERENCE : 0.556						
LAP	SECTOR 1	SECTOR 2	SECTOR 3	SECTOR 4	LAP TIME	MPH	DIFF	TIME OF DAY					
1 -	OUTLAP	90.6	17.471	139.8	26.583	79.1	22.545	139.8	1:40.384	87.26	6.692	17:40:34.718	
2 -	30.328	101.9	16.741	145.5	25.456	80.8	22.269	139.5	1:34.794	92.40	1.102	17:42:09.512	
3 -	29.909	105.1	16.471	145.8	25.377	84.5	21.980	140.1	1:33.737 (2)	93.45	0.045	17:43:43.249	
4 -	29.515	108.2	16.347	146.2	25.412	80.3	22.418	140.6	1:33.692 (1)	93.49		17:45:16.941	
5 -	29.956	105.3	16.264	143.3	25.575	82.7	22.616	139.8	1:34.411 (3)	92.78	0.719	17:46:51.352	

P18 19 James ALDERSON		Triumph - R Alderson & Sons Racing											
IDEAL LAP TIME : 1:33.662			BEST LAP TIME : 1:33.795				DIFFERENCE : 0.133						
LAP	SECTOR 1	SECTOR 2	SECTOR 3	SECTOR 4	LAP TIME	MPH	DIFF	TIME OF DAY					
1 -	OUTLAP	100.3	17.348	133.9	26.191	85.5	22.521	140.3	1:39.688	87.87	5.893	17:40:33.106	
2 -	30.309	101.2	16.725	144.0	25.828	82.2	22.836	139.8	1:35.698	91.53	1.903	17:42:08.804	
3 -	29.886	110.9	16.451	145.2	25.372	89.9	22.086	140.1	1:33.795 (1)	93.39		17:43:42.599	
4 -	29.897	110.1	16.451	145.2	25.490	85.3	22.441	140.9	1:34.279 (2)	92.91	0.484	17:45:16.878	
5 -	29.753	106.6	16.496	136.3	25.919	85.1	22.684	138.9	1:34.852 (3)	92.35	1.057	17:46:51.730	

P19 32 Mark PIPER		Yamaha - Pied Piper Racing											
IDEAL LAP TIME : 1:33.943			BEST LAP TIME : 1:34.030				DIFFERENCE : 0.087						
LAP	SECTOR 1	SECTOR 2	SECTOR 3	SECTOR 4	LAP TIME	MPH	DIFF	TIME OF DAY					
1 -	OUTLAP	96.1	17.444	132.8	27.013	77.8	22.766	140.6	1:39.170	88.33	5.140	17:40:22.266	
2 -	30.464	104.2	16.718	144.3	25.899	85.5	22.201	139.5	1:35.282	91.93	1.252	17:41:57.548	
3 -	30.227	105.5	16.598	140.1	25.665	85.8	22.314	139.8	1:34.804 (3)	92.39	0.774	17:43:32.352	
4 -	30.097	109.1	16.338	146.8	25.536	87.6	22.059	140.3	1:34.030 (1)	93.16		17:45:06.382	

Weather / Track : Cloudy / Dry

Brands Hatch GP

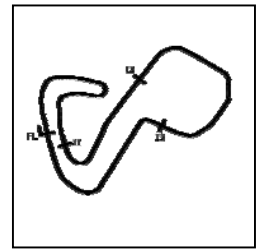
Circuit Length = 2.4332 miles

Start: 17:38 Flag 17:46 End: 17:48

2018 Bennetts British Superbike Championship - Round 12

2018 Pirelli National Superstock 600 Championship with Black Horse

FREE PRACTICE - SECTOR ANALYSIS



SECTOR 1 = FL to I1, SECTOR 2 = I1 to I2 SECTOR 3 = I2 to I3, SECTOR 4 = I3 to FL, DIFF = Difference To Personal Best Lap, P = Crossed Finish Line in Pit Lane, D = Time Disallowed
 5 - **30.027 109.1** 16.448 142.7 25.866 86.2 **22.042** 131.0 1:34.383 (2) 92.81 0.353 17:46:40.765

P20 8 Grant NEWSTEAD		Yamaha - Morgan Price / Tinklers Racing									
IDEAL LAP TIME : 1:34.117		BEST LAP TIME : 1:34.117		DIFFERENCE : 0.000							
LAP	SECTOR 1	SECTOR 2		SECTOR 3		SECTOR 4		LAP TIME	MPH	DIFF	TIME OF DAY
1 -	OUTLAP	98.6	16.946	144.9	26.369	80.7	22.769	139.5	1:37.616	89.73	3.499 17:40:28.772
2 -	30.468	105.5	16.649	144.0	25.915	84.6	22.403	140.1	1:35.435 (3)	91.78	1.318 17:42:04.207
3 -	30.154	107.2	16.432	146.5	25.758	86.4	22.270	141.2	1:34.614 (2)	92.58	0.497 17:43:38.821
4 -	30.638	106.0	16.982	144.9	25.802	84.5	22.186	139.5	1:35.608	91.62	1.491 17:45:14.429
5 -	30.034	109.2	16.379	144.6	25.598	85.7	22.106	140.3	1:34.117 (1)	93.07	17:46:48.546

P21 42 Sam HOLME		Yamaha - Everquip Racing									
IDEAL LAP TIME : 1:34.073		BEST LAP TIME : 1:34.249		DIFFERENCE : 0.176							
LAP	SECTOR 1	SECTOR 2		SECTOR 3		SECTOR 4		LAP TIME	MPH	DIFF	TIME OF DAY
1 -	OUTLAP	92.0	17.436	137.2	26.480	80.7	22.742	139.8	1:38.448	88.97	4.199 17:40:28.869
2 -	30.981	99.8	16.888	138.9	25.237	87.6	22.381	137.2	1:35.487 (3)	91.73	1.238 17:42:04.356
3 -	30.513	103.5	16.725	139.8	25.141	84.3	22.238	139.8	1:34.617 (2)	92.58	0.368 17:43:38.973
4 -	30.796	101.9	16.819	141.2	26.165	80.5	22.462	139.5	1:36.242	91.01	1.993 17:45:15.215
5 -	29.973	106.1	16.805	138.6	25.237	84.6	22.234	137.7	1:34.249 (1)	92.94	17:46:49.464

P22 6 Conor WHEELER		Yamaha - Conor Wheeler Racing									
IDEAL LAP TIME : 1:34.083		BEST LAP TIME : 1:34.368		DIFFERENCE : 0.285							
LAP	SECTOR 1	SECTOR 2		SECTOR 3		SECTOR 4		LAP TIME	MPH	DIFF	TIME OF DAY
1 -	OUTLAP	95.1	17.572	140.6	26.620	77.7	22.491	140.3	1:37.550	89.79	3.182 17:40:21.819
2 -	30.447	100.9	16.576	144.3	25.408	82.9	22.171	140.6	1:34.602	92.59	0.234 17:41:56.421
3 -	30.164	102.4	16.519	143.7	25.607	81.0	22.078	139.8	1:34.368 (1)	92.82	17:43:30.789
4 -	30.079	103.8	16.589	142.1	25.772	82.3	22.078	141.2	1:34.518 (3)	92.67	0.150 17:45:05.307
5 -	30.268	100.0	16.573	141.2	25.503	83.5	22.077	138.9	1:34.421 (2)	92.77	0.053 17:46:39.728

P23 44 Ewan POTTER		Yamaha - Jones Dorling Racing									
IDEAL LAP TIME : 1:34.582		BEST LAP TIME : 1:34.758		DIFFERENCE : 0.176							
LAP	SECTOR 1	SECTOR 2		SECTOR 3		SECTOR 4		LAP TIME	MPH	DIFF	TIME OF DAY
1 -	OUTLAP	89.3	17.458	136.1	26.725	82.4	22.575	142.7	1:39.811	87.76	5.053 17:40:35.083
2 -	30.719	97.3	16.545	145.8	26.092	81.8	22.409	140.6	1:35.765	91.47	1.007 17:42:10.848
3 -	30.590	108.0	16.480	146.2	25.709	84.7	22.210	140.9	1:34.989 (2)	92.21	0.231 17:43:45.837
4 -	30.712	107.7	16.712	144.6	25.830	83.7	22.181	139.8	1:35.435 (3)	91.78	0.677 17:45:21.272
5 -	30.278	110.3	16.420	145.5	25.885	82.8	22.175	140.6	1:34.758 (1)	92.44	17:46:56.030

P24 57 Charlie MORRIS		Yamaha - M Motorsport Racing									
IDEAL LAP TIME : 1:34.918		BEST LAP TIME : 1:34.944		DIFFERENCE : 0.026							
LAP	SECTOR 1	SECTOR 2		SECTOR 3		SECTOR 4		LAP TIME	MPH	DIFF	TIME OF DAY
1 -	OUTLAP	100.3	17.520	135.8	26.194	80.9	22.791	138.3	1:38.183	89.21	3.239 17:40:26.066
2 -	30.619	102.9	16.966	135.2	25.552	86.4	22.792	135.0	1:35.929	91.31	0.985 17:42:01.995
3 -	30.451	105.6	16.888	136.9	25.565	81.3	22.593	136.6	1:35.497 (3)	91.72	0.553 17:43:37.492
4 -	30.218	103.4	16.821	134.2	25.539	82.5	22.366	136.3	1:34.944 (1)	92.26	17:45:12.436
5 -	30.364	103.2	16.927	131.3	25.513	82.6	22.410	134.7	1:35.214 (2)	92.00	0.270 17:46:47.650

P25 11 Josh HARVEY		Yamaha - NR Racing									
IDEAL LAP TIME : 1:35.030		BEST LAP TIME : 1:35.402		DIFFERENCE : 0.372							
LAP	SECTOR 1	SECTOR 2		SECTOR 3		SECTOR 4		LAP TIME	MPH	DIFF	TIME OF DAY
1 -	OUTLAP	96.4	17.261	135.0	27.182	76.4	23.025	140.1	1:40.170	87.44	4.768 17:40:42.668
2 -	30.959	102.7	16.845	140.9	26.181	83.1	22.448	137.2	1:36.433 (3)	90.83	1.031 17:42:19.101
3 -	30.666	103.0	16.723	140.6	26.052	84.4	22.328	137.7	1:35.769 (2)	91.46	0.367 17:43:54.870
4 -	30.413	102.7	16.746	138.6	25.935	82.7	22.308	137.7	1:35.402 (1)	91.82	17:45:30.272
5 -	30.108	103.5	16.679	131.8	27.402	78.8	23.445	126.8	1:37.634	89.72	2.232 17:47:07.906

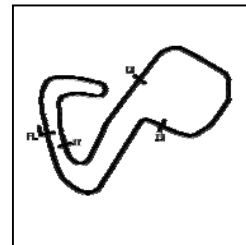
Brands Hatch GP
 Circuit Length = 2.4332 miles
 Start: 17:38 Flag 17:46 End: 17:48

MCRCB BULLETIN TK216

2018 Bennetts British Superbike Championship - Round 12

2018 Pirelli National Superstock 600 Championship with Black Horse

FREE PRACTICE - SECTOR ANALYSIS



SECTOR 1 = FL to I1, SECTOR 2 = I1 to I2, SECTOR 3 = I2 to I3, SECTOR 4 = I3 to FL, DIFF = Difference To Personal Best Lap, P = Crossed Finish Line in Pit Lane, D = Time Disallowed

P26 7		Aaron WRIGHT					Yamaha - Jezaro.com					
IDEAL LAP TIME : 1:35.035		BEST LAP TIME : 1:35.428					DIFFERENCE : 0.393					
LAP	SECTOR 1	SECTOR 2		SECTOR 3		SECTOR 4	LAP TIME	MPH	DIFF	TIME OF DAY		
1 -	OUTLAP	96.8	17.183	130.0	26.920	77.2	23.176	141.2	1:39.409	88.11	3.981	17:40:25.838
2 -	31.536	92.1	17.108	138.3	28.090	46.5	29.885	139.5	1:46.619	82.16	11.191	17:42:12.457
3 -	31.335	102.4	16.951	142.7	26.277	81.9	22.614	142.1	1:37.177 (3)	90.14	1.749	17:43:49.634
4 -	30.521	101.9	16.718	141.2	26.748	82.5	22.407	141.5	1:36.394 (2)	90.87	0.966	17:45:26.028
5 -	30.883	98.2	16.749	138.9	25.689	82.8	22.107	141.5	1:35.428 (1)	91.79		17:47:01.456

P27 66		Cameron FRASER					Yamaha - Jones Dorling Racing					
IDEAL LAP TIME : 1:35.292		BEST LAP TIME : 1:35.528					DIFFERENCE : 0.236					
LAP	SECTOR 1	SECTOR 2		SECTOR 3		SECTOR 4	LAP TIME	MPH	DIFF	TIME OF DAY		
1 -	OUTLAP	101.9	17.985	138.9	26.893	84.2	22.560	142.1	1:40.449	87.20	4.921	17:40:37.227
2 -	30.933	105.5	16.762	143.7	25.920	83.6	22.463	140.6	1:36.078 (3)	91.17	0.550	17:42:13.305
3 -	30.991	108.0	16.582	140.1	26.562	81.7	22.438	142.7	1:36.573	90.70	1.045	17:43:49.878
4 -	30.813	107.5	16.455	144.9	26.156	85.2	22.104	140.9	1:35.528 (1)	91.69		17:45:25.406
5 -	30.908	107.0	16.498	143.7	25.924	83.1	22.253	140.1	1:35.583 (2)	91.64	0.055	17:47:00.989

P28 71		Charlie FARRER					Yamaha - Paul Veazey Racing					
IDEAL LAP TIME : 1:35.374		BEST LAP TIME : 1:35.695					DIFFERENCE : 0.321					
LAP	SECTOR 1	SECTOR 2		SECTOR 3		SECTOR 4	LAP TIME	MPH	DIFF	TIME OF DAY		
1 -	OUTLAP	96.4	17.782	126.3	27.076	80.9	22.595	141.5	1:41.013	86.71	5.318	17:40:37.074
2 -	31.388	98.8	16.904	143.3	26.425	84.4	22.539	141.8	1:37.256	90.06	1.561	17:42:14.330
3 -	30.903	103.8	16.568	138.3	26.001	81.5	22.223	145.2	1:35.695 (1)	91.53		17:43:50.025
4 -	30.795	99.7	16.413	144.0	26.622	80.4	22.357	142.1	1:36.187 (3)	91.07	0.492	17:45:26.212
5 -	31.006	99.4	16.640	133.6	25.971	81.9	22.195	141.2	1:35.812 (2)	91.42	0.117	17:47:02.024

P29 47		Angus GOUGH					Yamaha - G Fab Racing					
IDEAL LAP TIME : 1:35.948		BEST LAP TIME : 1:36.116					DIFFERENCE : 0.168					
LAP	SECTOR 1	SECTOR 2		SECTOR 3		SECTOR 4	LAP TIME	MPH	DIFF	TIME OF DAY		
1 -	OUTLAP	99.2	17.582	131.5	26.361	81.9	23.060	137.7	1:39.717	87.84	3.601	17:40:24.599
2 -	31.328	100.9	17.363	136.3	25.826	86.4	22.904	138.6	1:37.421	89.91	1.305	17:42:02.020
3 -	31.021	106.8	17.059	136.3	25.646	80.0	22.749	139.5	1:36.475 (2)	90.79	0.359	17:43:38.495
4 -	30.828	107.7	17.239	137.5	25.957	81.0	22.609	140.6	1:36.633 (3)	90.65	0.517	17:45:15.128
5 -	30.767	105.8	16.926	145.8	25.755	82.2	22.668	139.2	1:36.116 (1)	91.13		17:46:51.244

P30 27		Jamie ASHBY					Yamaha - JPA Racing / Davison Transport					
IDEAL LAP TIME : 1:36.316		BEST LAP TIME : 1:36.397					DIFFERENCE : 0.081					
LAP	SECTOR 1	SECTOR 2		SECTOR 3		SECTOR 4	LAP TIME	MPH	DIFF	TIME OF DAY		
1 -	OUTLAP	96.6	17.708	130.3	27.564	79.7	23.186	140.1	1:41.841	86.01	5.444	17:40:42.545
2 -	31.453	102.4	17.097	137.7	26.901	78.3	23.101	137.7	1:38.552	88.88	2.155	17:42:21.097
3 -	31.481	103.2	17.040	137.5	26.302	85.1	22.737	139.2	1:37.560 (3)	89.78	1.163	17:43:58.657
4 -	31.038	106.6	16.973	136.3	26.280	84.0	22.541	139.5	1:36.832 (2)	90.46	0.435	17:45:35.489
5 -	30.709	105.6	16.858	137.7	26.208	85.2	22.622	138.9	1:36.397 (1)	90.87		17:47:11.886

P31 18		Connor THOMSON					Yamaha - Connor Thomson Racing					
IDEAL LAP TIME : 1:36.472		BEST LAP TIME : 1:36.719					DIFFERENCE : 0.247					
LAP	SECTOR 1	SECTOR 2		SECTOR 3		SECTOR 4	LAP TIME	MPH	DIFF	TIME OF DAY		
1 -	OUTLAP	93.5	17.471	128.0	27.145	83.2	22.789	137.7	1:41.242	86.52	4.523	17:40:38.142
2 -	31.302	101.9	16.886	138.3	26.354	84.8	22.858	137.2	1:37.400 (3)	89.93	0.681	17:42:15.542
3 -	30.763	101.5	16.778	137.2	26.413	83.8	22.765	138.0	1:36.719 (1)	90.57		17:43:52.261
4 -	30.933	105.1	16.750	137.7	26.568	84.4	22.730	136.3	1:36.981 (2)	90.32	0.262	17:45:29.242
5 -	30.638	102.9	17.035	132.6	27.290	78.4	23.206	129.3	1:38.169	89.23	1.450	17:47:07.411

P32 4		Connor MOODY					Kawasaki - Steelmate Racing			
IDEAL LAP TIME : 1:38.762		BEST LAP TIME :					DIFFERENCE :			
LAP	SECTOR 1	SECTOR 2		SECTOR 3		SECTOR 4	LAP TIME	MPH	DIFF	TIME OF DAY

Weather / Track : Cloudy / Dry

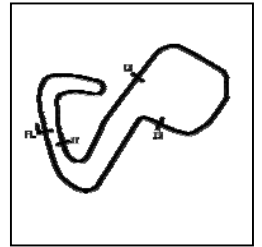
Brands Hatch GP
 Circuit Length = 2.4332 miles
 Start: 17:38 Flag 17:46 End: 17:48

MCRCB BULLETIN TK216

2018 Bennetts British Superbike Championship - Round 12

2018 Pirelli National Superstock 600 Championship with Black Horse

FREE PRACTICE - SECTOR ANALYSIS



SECTOR 1 = FL to I1, SECTOR 2 = I1 to I2 SECTOR 3 = I2 to I3, SECTOR 4 = I3 to FL, DIFF = Difference To Personal Best Lap, P = Crossed Finish Line in Pit Lane, D = Time Disallowed
1 - OUTLAP 93.9 17.797 128.5 **26.996** **80.8** **23.093** **137.5** 1:40.419 87.23 17:40:29.826

MCRCB BULLETIN TK217

2018 Bennetts British Superbike Championship - Round 12

2018 Pirelli National Superstock 600 Championship with Black Horse

FREE PRACTICE - BEST SECTORS

SECTOR 1				SECTOR 2		SECTOR 3		SECTOR 4		IDEAL / BEST COMPARISON					
POS	NO	NAME	TIME	NO	NAME	TIME	NO	NAME	TIME	POS	NO	NAME	IDEAL	BEST	DIFF
													PERFECT LAP	1:30.449	
1	1	VICKERS	28.727	1	VICKERS	15.979	1	VICKERS	24.433	1	1	VICKERS	1:30.449	1:30.511	0.062
2	55	KEYES	29.075	55	KEYES	16.063	14	VALLELE	24.629	69	14	VALLELEY	1:31.600	1:31.806	0.206
3	14	VALLELE	29.172	14	VALLELE	16.117	99	LUXTON	24.826	55	55	KEYES	1:31.727	1:31.780	0.053
4	26	HARTGRO	29.359	69	IRWIN	16.135	75	McGREEV	24.843	75	69	IRWIN	1:32.042	1:32.250	0.208
5	75	McGREEV	29.391	37	DELVES	16.154	9	CLIFFOR	24.867	14	75	McGREEVY	1:32.124	1:32.245	0.121
6	69	IRWIN	29.410	26	HARTGRO	16.241	69	IRWIN	24.956	10	99	LUXTON	1:32.343	1:32.343	0.000
7	10	SHELDON	29.464	2	TOMS	16.255	5	CLARKE	24.974	17	10	SHELDON-SHAW	1:32.433	1:32.706	0.273
8	99	LUXTON	29.493	16	HOPKINS	16.264	55	KEYES	24.976	99	26	HARTGROVE	1:32.633	1:32.703	0.070
9	16	HOPKINS	29.515	75	McGREEV	16.274	10	SHELDON	24.981	2	5	CLARKE	1:32.705	1:32.950	0.245
10	3	CLAYTON	29.571	3	CLAYTON	16.278	2	TOMS	25.069	3	3	CLAYTON	1:32.743	1:32.837	0.094
11	5	CLARKE	29.582	99	LUXTON	16.291	37	DELVES	25.070	9	9	CLIFFORD	1:32.865	1:32.911	0.046
12	58	LEE	29.638	46	ROWLING	16.291	58	LEE	25.081	58	58	LEE	1:32.941	1:32.941	0.000
13	37	DELVES	29.751	10	SHELDON	16.306	3	CLAYTON	25.125	5	37	DELVES	1:32.957	1:33.229	0.272
14	19	ALDERSO	29.753	9	CLIFFOR	16.328	42	HOLME	25.141	26	2	TOMS	1:32.958	1:33.516	0.558
15	2	TOMS	29.871	32	PIPER	16.338	26	HARTGRO	25.236	16	16	HOPKINS	1:33.136	1:33.692	0.556
16	9	CLIFFOR	29.888	5	CLARKE	16.353	17	WOOD	25.288	46	17	WOOD	1:33.438	1:33.485	0.047
17	42	HOLME	29.973	8	NEWSTEA	16.379	46	ROWLING	25.348	37	46	ROWLINGS	1:33.634	1:33.634	0.000
18	46	ROWLING	30.014	17	WOOD	16.388	19	ALDERSO	25.372	32	19	ALDERSON	1:33.662	1:33.795	0.133
19	32	PIPER	30.027	71	FARRER	16.413	16	HOPKINS	25.377	6	32	PIPER	1:33.943	1:34.030	0.087
20	17	WOOD	30.033	44	POTTER	16.420	6	WHEELER	25.408	19	42	HOLME	1:34.073	1:34.249	0.176
21	8	NEWSTEA	30.034	58	LEE	16.429	57	MORRIS	25.513	66	6	WHEELER	1:34.083	1:34.368	0.285
22	6	WHEELER	30.079	19	ALDERSO	16.451	32	PIPER	25.536	8	8	NEWSTEAD	1:34.117	1:34.117	0.000
23	11	HARVEY	30.108	66	FRASER	16.455	8	NEWSTEA	25.598	7	44	POTTER	1:34.582	1:34.758	0.176
24	57	MORRIS	30.218	6	WHEELER	16.519	47	GOUGH	25.646	44	57	MORRIS	1:34.918	1:34.944	0.026
25	44	POTTER	30.278	11	HARVEY	16.679	7	WRIGHT	25.689	71	11	HARVEY	1:35.030	1:35.402	0.372
26	7	WRIGHT	30.521	7	WRIGHT	16.718	44	POTTER	25.709	42	7	WRIGHT	1:35.035	1:35.428	0.393
27	18	THOMSON	30.638	42	HOLME	16.725	66	FRASER	25.920	11	66	FRASER	1:35.292	1:35.528	0.236
28	27	ASHBY	30.709	18	THOMSON	16.750	11	HARVEY	25.935	57	71	FARRER	1:35.374	1:35.695	0.321
29	47	GOUGH	30.767	57	MORRIS	16.821	71	FARRER	25.971	27	47	GOUGH	1:35.948	1:36.116	0.168
30	71	FARRER	30.795	27	ASHBY	16.858	27	ASHBY	26.208	47	27	ASHBY	1:36.316	1:36.397	0.081
31	66	FRASER	30.813	47	GOUGH	16.926	18	THOMSON	26.354	18	18	THOMSON	1:36.472	1:36.719	0.247
32	4	MOODY	31.382	4	MOODY	17.291	4	MOODY	26.996	4	4	MOODY	1:38.762		

Weather / Track : Cloudy / Dry

Results can be found at www.tsl-timing.com

Brands Hatch GP

Circuit Length = 2.4332 miles

Start: 17:38 Flag 17:46 End: 17:48

Printed - 17:51 Saturday, 13 October 2018

MCRCB BULLETIN TK218**2018 Bennetts British Superbike Championship - Round 12****2018 Pirelli National Superstock 600 Championship with Black Horse****FREE PRACTICE - BEST SPEEDS**

POS	INTERMEDIATE 1			INTERMEDIATE 2			INTERMEDIATE 3			FINISH LINE		
	NO	NAME	MPH	NO	NAME	MPH	NO	NAME	MPH	NO	NAME	MPH
1	55	KEYES	115.1	1	VICKERS	147.1	9	CLIFFORD	92.8	71	FARRER	145.2
2	1	VICKERS	114.1	9	CLIFFORD	147.1	55	KEYES	92.3	17	WOOD	143.7
3	5	CLARKE	113.5	32	PIPER	146.8	5	CLARKE	92.3	3	CLAYTON	143.3
4	14	VALLELEY	112.4	37	DELVES	146.5	1	VICKERS	91.6	55	KEYES	143.0
5	69	IRWIN	111.6	8	NEWSTEAD	146.5	10	SHELDON-SHAW	89.9	9	CLIFFORD	143.0
6	10	SHELDON-SHAW	111.4	3	CLAYTON	146.2	2	TOMS	89.9	58	LEE	143.0
7	37	DELVES	111.2	16	HOPKINS	146.2	19	ALDERSON	89.9	69	IRWIN	142.7
8	19	ALDERSON	110.9	44	POTTER	146.2	14	VALLELEY	89.8	2	TOMS	142.7
9	9	CLIFFORD	110.7	69	IRWIN	145.8	37	DELVES	89.8	46	ROWLINGS	142.7
10	17	WOOD	110.3	17	WOOD	145.8	75	McGREEVY	89.7	44	POTTER	142.7
11	44	POTTER	110.3	47	GOUGH	145.8	69	IRWIN	88.3	66	FRASER	142.7
12	2	TOMS	110.1	55	KEYES	145.5	32	PIPER	87.6	75	McGREEVY	142.4
13	3	CLAYTON	109.4	14	VALLELEY	145.5	42	HOLME	87.6	7	WRIGHT	142.1
14	8	NEWSTEAD	109.2	2	TOMS	145.5	3	CLAYTON	87.2	99	LUXTON	141.8
15	32	PIPER	109.1	19	ALDERSON	145.2	58	LEE	87.2	37	DELVES	141.8
16	26	HARTGROVE	108.4	99	LUXTON	144.9	99	LUXTON	86.4	26	HARTGROVE	141.5
17	58	LEE	108.4	58	LEE	144.9	8	NEWSTEAD	86.4	8	NEWSTEAD	141.2
18	16	HOPKINS	108.2	66	FRASER	144.9	57	MORRIS	86.4	6	WHEELER	141.2
19	99	LUXTON	108.0	5	CLARKE	144.3	47	GOUGH	86.4	1	VICKERS	140.9
20	66	FRASER	108.0	6	WHEELER	144.3	17	WOOD	86.0	14	VALLELEY	140.9
21	47	GOUGH	107.7	75	McGREEVY	144.0	46	ROWLINGS	86.0	10	SHELDON-SHAW	140.9
22	75	McGREEVY	107.2	26	HARTGROVE	144.0	26	HARTGROVE	85.9	19	ALDERSON	140.9
23	27	ASHBY	106.6	71	FARRER	144.0	66	FRASER	85.2	16	HOPKINS	140.6
24	42	HOLME	106.1	10	SHELDON-SHAW	143.7	27	ASHBY	85.2	32	PIPER	140.6
25	57	MORRIS	105.6	7	WRIGHT	142.7	18	THOMSON	84.8	47	GOUGH	140.6
26	18	THOMSON	105.1	42	HOLME	141.2	44	POTTER	84.7	5	CLARKE	140.3
27	46	ROWLINGS	105.0	11	HARVEY	140.9	16	HOPKINS	84.5	11	HARVEY	140.1
28	6	WHEELER	103.8	18	THOMSON	138.3	11	HARVEY	84.4	27	ASHBY	140.1
29	71	FARRER	103.8	27	ASHBY	137.7	71	FARRER	84.4	42	HOLME	139.8
30	11	HARVEY	103.5	46	ROWLINGS	137.5	6	WHEELER	83.5	57	MORRIS	138.3
31	7	WRIGHT	102.4	57	MORRIS	136.9	7	WRIGHT	82.8	18	THOMSON	138.0
32	4	MOODY	97.5	4	MOODY	133.1	4	MOODY	80.8	4	MOODY	137.5

Weather / Track : Cloudy / Dry

Results can be found at www.tsl-timing.com

Brands Hatch GP

Circuit Length = 2.4332 miles

Start: 17:38 Flag 17:46 End: 17:48

Printed - 17:51 Saturday, 13 October 2018

MCRCB BULLETIN TK219

2018 Bennetts British Superbike Championship - Round 12

2018 Pirelli National Superstock 600 Championship with Black Horse

FREE PRACTICE - FASTEST LAP SEQUENCE

SESS. TIME	NO	NAME	ENTRY	TIME	MPH	LAP
3:22.829	5	Aaron CLARKE	Yamaha - Draper Racing	1:34.838	92.36	2
3:24.331	1	Ryan VICKERS	Yamaha - Mototechniks Yamaha	1:31.810	95.41	2
4:55.494	1	Ryan VICKERS	Yamaha - Mototechniks Yamaha	1:31.147	96.10	3
6:26.343	1	Ryan VICKERS	Yamaha - Mototechniks Yamaha	1:30.849	96.42	4
7:56.854	1	Ryan VICKERS	Yamaha - Mototechniks Yamaha	1:30.511	96.78	5

Weather / Track : Cloudy / Dry

Results can be found at www.tsl-timing.com

Brands Hatch GP
Circuit Length = 2.4332 miles
Start: 17:38 Flag 17:46 End: 17:48

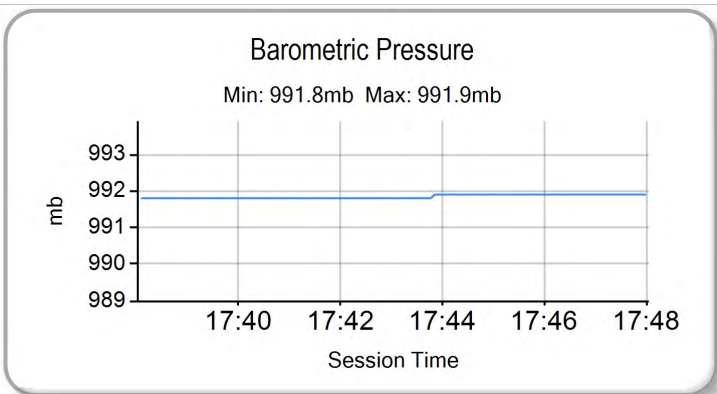
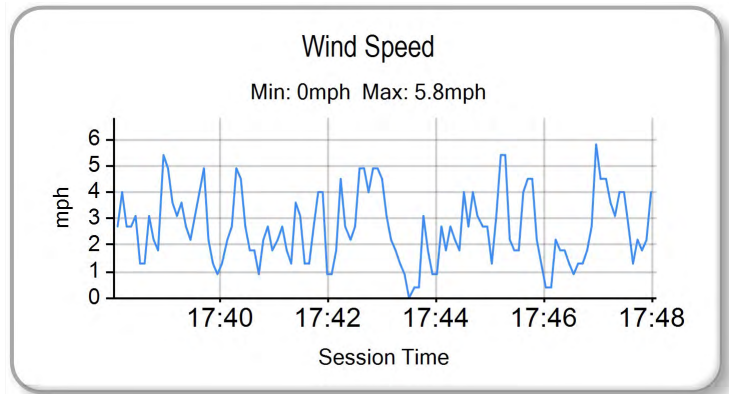
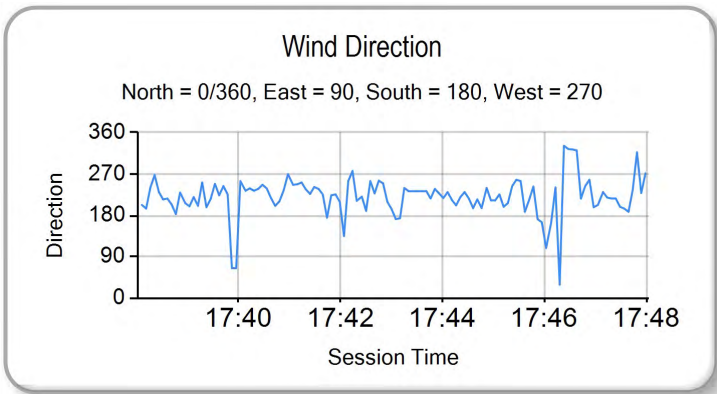
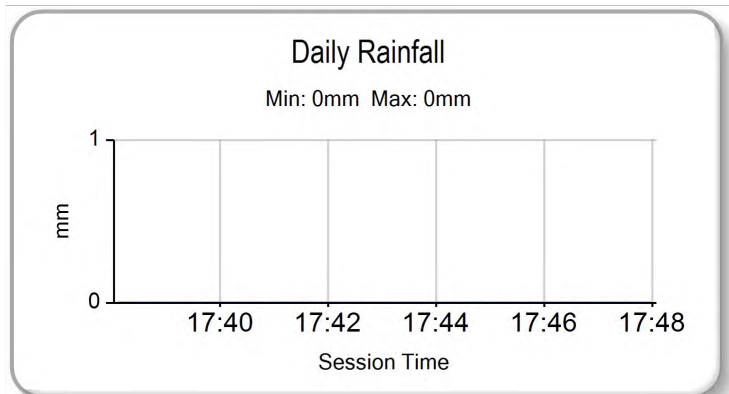
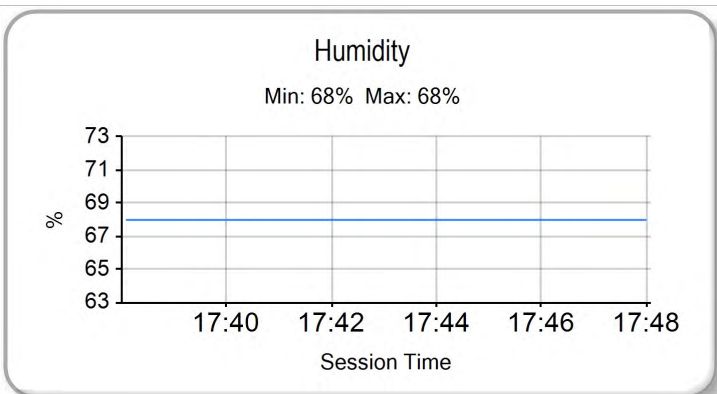
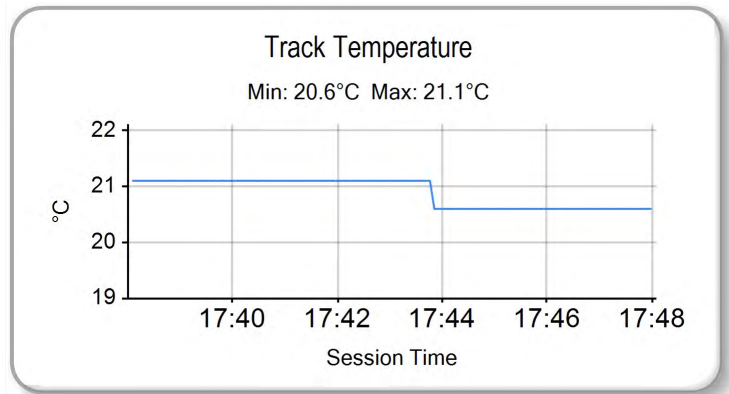
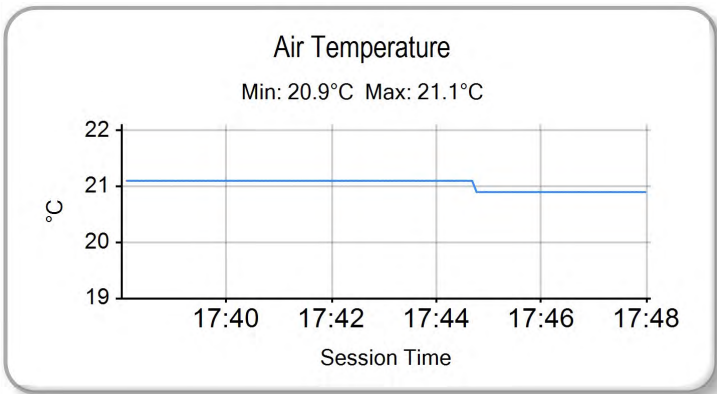
Printed - 17:51 Saturday, 13 October 2018

MCRCB BULLETIN TK220

2018 Bennetts British Superbike Championship - Round 12

2018 Pirelli National Superstock 600 Championship with Black Horse

FREE PRACTICE - WEATHER CONDITIONS



Weather / Track : Cloudy / Dry

Results can be found at www.tsl-timing.com

Brands Hatch GP
Circuit Length = 2.4332 miles
Start: 17:38 Flag 17:46 End: 17:48

Printed - 17:52 Saturday, 13 October 2018

RACE 8 - FINAL GRID (12 Laps)

ROW 11			32	4	Connor MOODY	1:36.344	31	18	Connor THOMSON	1:36.342			
ROW 10	30	27	Jamie ASHBY	1:35.310	29	6	Conor WHEELER	1:35.118	28	11	Josh HARVEY	1:34.365	
ROW 9		27	47	Angus GOUGH	1:34.364	26	44	Ewan POTTER	1:34.211	25	57	Charlie MORRIS	1:34.027
ROW 8	24	32	Mark PIPER	1:33.791	23	42	Sam HOLME	1:33.154	22	66	Cameron FRASER	1:33.110	
ROW 7		21	71	Charlie FARRER	1:32.581	20	17	Josh WOOD	1:32.259	19	46	Harry ROWLINGS	1:32.183
ROW 6	18	19	James ALDERSON	1:32.160	17	16	Luke HOPKINS	1:32.042	16	3	Mark CLAYTON	1:32.025	
ROW 5		15	7	Aaron WRIGHT	1:32.001	14	37	Liam DELVES	1:31.988	13	58	Cameron LEE	1:31.833
ROW 4	12	14	Louis VALLELEY	1:31.790	11	8	Grant NEWSTEAD	1:31.744	10	2	TJ TOMS	1:31.725	
ROW 3		9	26	Adam HARTGROVE	1:31.559	8	99	Ben LUXTON	1:31.311	7	10	Joe SHELDON-SHAW	1:31.242
ROW 2	6	69	Caolán IRWIN	1:31.234	5	75	Korie MCGREEVY	1:30.413	4	55	Kevin KEYES	1:31.203	
ROW 1		3	9	Aaron CLIFFORD	1:31.200	2	5	Aaron CLARKE	1:31.078	1	1	Ryan VICKERS	1:29.838

Pole

#75 - 3 Place grid penalty - Ignoring flag signals during FP1.

Brands Hatch GP
Circuit Length = 2.4332 miles

These results are provisional until the conclusion of any judicial and technical matters.

Race Director :	Stewards :	Timekeeper :
-----------------	------------	--------------

Results can be found at www.britishsuperbike.com

Printed - 17:53 Saturday, 13 October 2018

RACE 8 - CLASSIFICATION

POS	NO	NAME	ENTRY	LAPS	TIME	GAP	DIFF	MPH	BEST	ON
1	1	Ryan VICKERS	Yamaha - Mototechniks Yamaha	12	19:48.923			88.41	1:37.986	12
2	75	Korie McGREEVY	Triumph - Century Racing	12	19:58.167	9.244	9.244	87.73	1:38.154	12
3	2	TJ TOMS	Kawasaki - Squidge Racing	12	19:58.886	9.963	0.719	87.67	1:38.036	8
4	55	Kevin KEYES	Kawasaki - Team #109	12	19:59.021	10.098	0.135	87.66	1:38.412	11
5	17	Josh WOOD	Kawasaki - Wood Racing	12	20:07.822	18.899	8.801	87.03	1:39.428	6
6	69	Caolán IRWIN	Yamaha - Irwin Racing	12	20:07.985	19.062	0.163	87.01	1:39.174	8
7	99	Ben LUXTON	Kawasaki - G & S Racing	12	20:11.816	22.893	3.831	86.74	1:39.080	9
8	10	Joe SHELDON-SHAW	Kawasaki - Via Moto Racing	12	20:12.034	23.111	0.218	86.72	1:39.540	6
9	58	Cameron LEE	Yamaha - Allied Motorsport	12	20:25.035	36.112	13.001	85.80	1:40.556	7
10	14	Louis VALLELEY	Kawasaki - Pharaoh Racing	12	20:25.103	36.180	0.068	85.80	1:40.867	12
11	5	Aaron CLARKE	Yamaha - Draper Racing	12	20:28.056	39.133	2.953	85.59	1:41.251	2
12	57	Charlie MORRIS	Yamaha - M Motorsport Racing	12	20:30.690	41.767	2.634	85.41	1:41.281	7
13	8	Grant NEWSTEAD	Yamaha - Morgan Price / Tinklers Racing	12	20:30.780	41.857	0.090	85.40	1:41.444	7
14	19	James ALDERSON	Triumph - R Alderson & Sons Racing	12	20:39.156	50.233	8.376	84.83	1:41.350	10
15	9	Aaron CLIFFORD	Yamaha - Clifford Racing	12	20:39.160	50.237	0.004	84.83	1:42.293	3
16	6	Conor WHEELER	Yamaha - Conor Wheeler Racing	12	20:39.431	50.508	0.271	84.81	1:41.250	10
17	46	Harry ROWLINGS	Triumph - BER / Steve Jordan Motorcycles	12	20:39.711	50.788	0.280	84.79	1:41.618	11
18	66	Cameron FRASER	Yamaha - Jones Dorling Racing	12	20:49.044	1:00.121	9.333	84.15	1:41.861	9
19	42	Sam HOLME	Yamaha - Everquip Racing	12	20:49.191	1:00.268	0.147	84.14	1:42.349	10
20	7	Aaron WRIGHT	Yamaha - Jezaro.com	12	20:50.223	1:01.300	1.032	84.07	1:41.748	9
21	16	Luke HOPKINS	Yamaha - Hopkins Racing	12	20:59.467	1:10.544	9.244	83.46	1:42.647	11
22	32	Mark PIPER	Yamaha - Pied Piper Racing	12	21:04.952	1:16.029	5.485	83.10	1:43.738	12
23	3	Mark CLAYTON	Yamaha - KSM Racing	12	21:05.410	1:16.487	0.458	83.07	1:44.031	7
24	11	Josh HARVEY	Yamaha - NR Racing	12	21:08.643	1:19.720	3.233	82.85	1:44.146	9
25	44	Ewan POTTER	Yamaha - Jones Dorling Racing	12	21:21.556	1:32.633	12.913	82.02	1:42.635	10
26	27	Jamie ASHBY	Yamaha - JPA Racing / Davison Transport	12	21:22.277	1:33.354	0.721	81.97	1:44.691	12
27	18	Connor THOMSON	Yamaha - Connor Thomson Racing	12	21:22.759	1:33.836	0.482	81.94	1:44.386	6
28	47	Angus GOUGH	Yamaha - G Fab Racing	12	21:38.442	1:49.519	15.683	80.95	1:46.352	5

NOT CLASSIFIED

DNF	71	Charlie FARRER	Yamaha - Paul Veazey Racing	9	15:52.584	3 Laps	3 Laps	82.76	1:44.208	7
DNF	26	Adam HARTGROVE	Yamaha - Adam Hartgrove Racing	6	10:35.120	6 Laps	3 Laps	82.75	1:43.647	6
DNF	4	Connor MOODY	Kawasaki - Steelmate Racing	5	9:05.778	7 Laps	1 Lap	80.25	1:46.309	5
DNF	37	Liam DELVES	Yamaha - Team IMR	3	5:22.890	9 Laps	2 Laps	81.38	1:46.044	2

FASTEST LAP

1	Ryan VICKERS	Yamaha - Mototechniks Yamaha	12	1:37.986	89.39 mph	143.87 kph
---	--------------	------------------------------	----	----------	-----------	------------

Weather / Track : Cloudy / Damp

These results are provisional until the conclusion of any judicial and technical matters.

Brands Hatch GP

Circuit Length = 2.4332 miles

Start: 12:04 Flag 12:23 End: 12:25

Race Director :	Stewards :	Timekeeper :
-----------------	------------	--------------

Results can be found at www.britishsuperbike.com

Printed - 12:26 Sunday, 14 October 2018

MCRCB BULLETIN TK265

2018 Bennetts British Superbike Championship - Round 12

2018 Pirelli National Superstock 600 Championship with Black Horse

RACE 8 - LAP CHART

6	42.693	1:41.250	42	1:00.268	1:42.782
66	48.944	1:41.872	7	1:01.300	1:42.344
42	50.707	1:42.349	16	1:10.544	1:43.564
7	52.440	1:42.064	32	1:16.029	1:43.738
16	1:00.531	1:43.758	3	1:16.487	1:44.274
3	1:04.079	1:44.542	11	1:19.720	1:44.594
32	1:04.150	1:44.214	44	1:32.633	1:43.482
11	1:06.894	1:44.514	27	1:33.354	1:44.691
27	1:19.741	1:45.607	18	1:33.836	1:44.444
18	1:20.197	1:45.890	47	1:49.519	1:50.625
44	1:21.868	1:42.635			
47	1:26.108	1:46.762			

LAP 11 @ 12:22:20.218

NO	BEHIND	LAP TIME
----	--------	----------

1		1:38.212
75	9.076	1:38.769
2	9.286	1:38.678
55	9.368	1:38.412
69	16.402	1:39.909
17	16.779	1:39.865
10	20.265	1:41.000
99	20.482	1:40.946
58	32.764	1:40.937
14	33.299	1:41.565
5	34.543	1:41.849
57	37.363	1:42.133
8	37.480	1:41.981
9	45.203	1:43.055
19	45.773	1:42.016
46	45.997	1:41.618
6	46.233	1:41.752
66	54.094	1:43.362
42	55.472	1:42.977
7	56.942	1:42.714
16	1:04.966	1:42.647
3	1:10.199	1:44.332
32	1:10.277	1:44.339
11	1:13.112	1:44.430
27	1:26.649	1:45.120
44	1:27.137	1:43.481
18	1:27.378	1:45.393
47	1:36.880	1:48.984

LAP 12 @ 12:23:58.204

NO	BEHIND	LAP TIME
----	--------	----------

1		1:37.986
75	9.244	1:38.154
2	9.963	1:38.663
55	10.098	1:38.716
17	18.899	1:40.106
69	19.062	1:40.646
99	22.893	1:40.397
10	23.111	1:40.832
58	36.112	1:41.334
14	36.180	1:40.867
5	39.133	1:42.576
57	41.767	1:42.390
8	41.857	1:42.363
19	50.233	1:42.446
9	50.237	1:43.020
6	50.508	1:42.261
46	50.788	1:42.777
66	1:00.121	1:44.013

Weather / Track : Cloudy / Damp

MCRCB BULLETIN TK266

2018 Bennetts British Superbike Championship - Round 12

2018 Pirelli National Superstock 600 Championship with Black Horse

RACE 8 - POSITION CHART

No	Name	Lap												
		Pos	1	2	3	4	5	6	7	8	9	10	11	12
1	VICKERS	1	1	1	1	1	1	1	1	1	1	1	1	1
5	CLARKE	2	5	5	55	55	55	55	55	55	75	75	75	75
9	CLIFFORD	3	75	75	75	75	75	75	75	75	55	2	2	2
55	KEYES	4	9	55	5	5	10	2	2	2	2	55	55	55
75	McGREEVY	5	55	99	10	69	2	10	69	69	69	69	69	17
69	IRWIN	6	99	10	69	10	69	69	10	17	17	17	17	69
10	SHELDON-SHAW	7	69	69	99	2	17	17	17	10	10	10	10	99
99	LUXTON	8	10	9	2	17	5	99	99	99	99	99	99	10
26	HARTGROVE	9	2	2	17	99	99	5	5	14	14	14	58	58
2	TOMS	10	14	17	9	14	14	14	14	5	5	58	14	14
8	NEWSTEAD	11	17	14	14	9	9	58	58	58	58	5	5	5
14	VALLELEY	12	8	8	8	58	58	8	8	8	57	57	57	57
58	LEE	13	58	58	58	8	8	57	57	57	8	8	8	8
37	DELVES	14	46	46	46	57	57	9	9	9	9	9	9	19
7	WRIGHT	15	37	57	57	46	46	46	46	46	19	19	19	9
3	CLAYTON	16	57	37	6	6	6	6	6	6	19	46	46	6
16	HOPKINS	17	26	6	19	19	19	19	19	6	6	6	6	46
19	ALDERSON	18	71	19	66	66	66	66	66	66	66	66	66	66
46	ROWLINGS	19	19	26	37	26	42	42	42	42	42	42	42	42
17	WOOD	20	42	71	26	42	26	26	7	7	7	7	7	7
71	FARRER	21	66	66	71	71	71	7	16	16	16	16	16	16
66	FRASER	22	6	42	42	16	16	16	71	71	3	3	3	32
42	HOLME	23	7	7	7	3	7	71	3	3	71	32	32	3
32	PIPER	24	3	3	16	7	3	3	32	32	32	11	11	11
57	MORRIS	25	16	16	3	32	32	32	11	11	11	27	27	44
44	POTTER	26	32	32	32	11	11	11	18	27	27	18	44	27
47	GOUGH	27	47	11	11	18	18	18	27	18	18	44	18	18
11	HARVEY	28	18	18	18	27	27	27	47	47	44	47	47	47
6	WHEELER	29	11	44	27	47	47	47	44	44	47			
27	ASHBY	30	44	47	47	4	4	44						
18	THOMSON	31	27	27	4	44	44							
4	MOODY	32	4	4	44									

Weather / Track : Cloudy / Damp

Results can be found at www.tsl-timing.com

Brands Hatch GP
 Circuit Length = 2.4332 miles
 Start: 12:04 Flag 12:23 End: 12:25

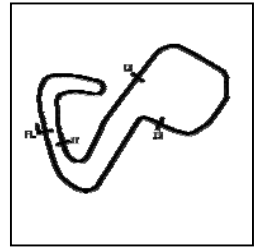
Printed - 12:27 Sunday, 14 October 2018

MCRCB BULLETIN TK267

2018 Bennetts British Superbike Championship - Round 12

2018 Pirelli National Superstock 600 Championship with Black Horse

RACE 8 - SECTOR ANALYSIS



SECTOR 1 = FL to I1, SECTOR 2 = I1 to I2 SECTOR 3 = I2 to I3, SECTOR 4 = I3 to FL, DIFF = Difference To Personal Best Lap, P = Crossed Finish Line in Pit Lane, D = Time Disallowed

Table for P1 Ryan VICKERS, Yamaha - Mototechniks Yamaha. Includes ideal lap time (1:37.710), best lap time (1:37.986), and a 12-lap sector analysis with lap times, sector times, mph, and differences.

Table for P2 Korie McGREEVY, Triumph - Century Racing. Includes ideal lap time (1:37.744), best lap time (1:38.154), and a 12-lap sector analysis with lap times, sector times, mph, and differences.

Table for P3 TJ TOMS, Kawasaki - Squidge Racing. Includes ideal lap time (1:37.890), best lap time (1:38.036), and a 12-lap sector analysis with lap times, sector times, mph, and differences.

Table for P4 Kevin KEYES, Kawasaki - Team #109. Includes ideal lap time (1:38.001), best lap time (1:38.412), and a 9-lap sector analysis with lap times, sector times, mph, and differences.

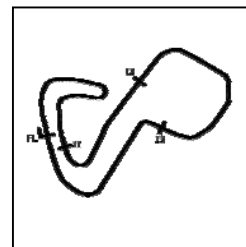
Brands Hatch GP
Circuit Length = 2.4332 miles
Start: 12:04 Flag 12:23 End: 12:25

Weather / Track : Cloudy / Damp

2018 Bennetts British Superbike Championship - Round 12

2018 Pirelli National Superstock 600 Championship with Black Horse

RACE 8 - SECTOR ANALYSIS



SECTOR 1 = FL to I1, SECTOR 2 = I1 to I2 SECTOR 3 = I2 to I3, SECTOR 4 = I3 to FL, DIFF = Difference To Personal Best Lap, P = Crossed Finish Line in Pit Lane, D = Time Disallowed

10 -	32.831	90.4	17.765	131.3	27.911	80.2	23.842	133.1	1:42.349 (1)	85.58		12:21:32.713
11 -	32.842	95.0	17.859	128.0	28.079	80.4	24.197	130.8	1:42.977	85.06	0.628	12:23:15.690
12 -	33.216	91.9	17.816	129.3	27.802	78.9	23.948	133.9	1:42.782	85.22	0.433	12:24:58.472

P20 7		Aaron WRIGHT				Yamaha - Jezaro.com						
IDEAL LAP TIME : 1:41.575		BEST LAP TIME : 1:41.748				DIFFERENCE : 0.173						
LAP	SECTOR 1	SECTOR 2	SECTOR 3	SECTOR 4	LAP TIME	MPH	DIFF	TIME OF DAY				
1 -		84.0	18.966	133.4	29.031	75.6	24.566	135.2	1:53.659	77.07	11.911	12:06:02.940
2 -	33.929	92.4	18.157	125.9	28.771	70.4	24.797	137.5	1:45.654	82.91	3.906	12:07:48.594
3 -	34.032	89.5	17.950	125.2	28.297	70.7	24.097	137.5	1:44.376	83.92	2.628	12:09:32.970
4 -	34.781	87.0	18.345	124.9	28.712	74.0	24.264	137.2	1:46.102	82.56	4.354	12:11:19.072
5 -	33.510	92.9	17.951	127.5	28.871	72.3	23.971	138.3	1:44.303	83.98	2.555	12:13:03.375
6 -	33.450	94.1	17.953	136.3	27.813	77.2	23.677	137.7	1:42.893	85.13	1.145	12:14:46.268
7 -	33.016	98.5	17.616	134.2	27.700	76.6	24.206	138.0	1:42.538	85.43	0.790	12:16:28.806
8 -	33.008	96.8	17.581	127.3	27.552	76.6	23.687	137.2	1:41.828 (2)	86.02	0.080	12:18:10.634
9 -	32.875	96.0	17.493	133.1	27.573	80.4	23.807	137.5	1:41.748 (1)	86.09		12:19:52.382
10 -	32.983	98.3	17.734	133.4	27.669	79.1	23.678	138.0	1:42.064 (3)	85.82	0.316	12:21:34.446
11 -	33.481	97.3	17.663	134.7	27.726	80.0	23.844	136.9	1:42.714	85.28	0.966	12:23:17.160
12 -	33.095	95.5	17.875	132.3	27.530	79.7	23.844	133.4	1:42.344	85.59	0.596	12:24:59.504

P21 16		Luke HOPKINS				Yamaha - Hopkins Racing						
IDEAL LAP TIME : 1:42.494		BEST LAP TIME : 1:42.647				DIFFERENCE : 0.153						
LAP	SECTOR 1	SECTOR 2	SECTOR 3	SECTOR 4	LAP TIME	MPH	DIFF	TIME OF DAY				
1 -		80.9	18.748	127.0	29.381	70.1	24.501	136.9	1:54.539	76.47	11.892	12:06:03.820
2 -	33.725	87.8	18.043	126.8	28.963	69.6	24.545	135.0	1:45.276	83.20	2.629	12:07:49.096
3 -	33.972	88.4	17.957	126.3	28.769	71.4	24.000	136.3	1:44.698	83.66	2.051	12:09:33.794
4 -	33.636	90.9	17.985	129.8	29.019	71.5	24.411	135.8	1:45.051	83.38	2.404	12:11:18.845
5 -	33.221	90.3	18.000	132.3	28.886	72.7	24.241	136.3	1:44.348	83.94	1.701	12:13:03.193
6 -	33.361	89.3	18.239	135.5	28.429	73.2	24.534	134.7	1:44.563	83.77	1.916	12:14:47.756
7 -	32.939	90.9	17.781	135.2	28.508	74.4	24.170	134.4	1:43.398 (3)	84.71	0.751	12:16:31.154
8 -	32.801	90.9	17.973	131.8	28.381	73.6	24.194	133.6	1:43.349 (2)	84.75	0.702	12:18:14.503
9 -	32.882	90.9	17.984	134.7	28.906	72.5	24.504	133.6	1:44.276	84.00	1.629	12:19:58.779
10 -	32.938	89.9	18.015	128.3	28.617	75.4	24.188	133.9	1:43.758	84.42	1.111	12:21:42.537
11 -	32.332	94.7	17.797	134.2	28.431	77.1	24.087	133.9	1:42.647 (1)	85.33		12:23:25.184
12 -	32.750	91.6	17.879	135.2	28.754	75.7	24.181	131.8	1:43.564	84.58	0.917	12:25:08.748

P22 32		Mark PIPER				Yamaha - Pied Piper Racing						
IDEAL LAP TIME : 1:43.276		BEST LAP TIME : 1:43.738				DIFFERENCE : 0.462						
LAP	SECTOR 1	SECTOR 2	SECTOR 3	SECTOR 4	LAP TIME	MPH	DIFF	TIME OF DAY				
1 -		81.1	18.835	125.4	29.113	73.9	24.634	135.8	1:54.640	76.41	10.902	12:06:03.921
2 -	34.023	89.0	18.005	125.6	28.924	71.0	24.502	133.1	1:45.454	83.06	1.716	12:07:49.375
3 -	34.119	88.1	18.140	127.3	29.094	73.5	24.393	135.8	1:45.746	82.83	2.008	12:09:35.121
4 -	33.408	91.9	18.018	124.7	29.035	73.5	24.279	136.3	1:44.740	83.63	1.002	12:11:19.861
5 -	33.689	92.8	17.896	129.8	28.724	74.3	24.122	136.6	1:44.431	83.88	0.693	12:13:04.292
6 -	33.370	95.0	17.781	129.3	28.807	73.9	24.180	135.8	1:44.138 (3)	84.11	0.400	12:14:48.430
7 -	33.507	92.4	17.943	127.0	28.582	76.2	24.092	134.7	1:44.124 (2)	84.12	0.386	12:16:32.554
8 -	33.733	96.6	17.923	124.7	28.626	75.1	24.363	134.7	1:44.645	83.71	0.907	12:18:17.199
9 -	33.659	90.8	17.931	129.5	28.965	74.8	24.188	134.2	1:44.743	83.63	1.005	12:20:01.942
10 -	33.088	94.2	17.921	129.5	28.996	75.4	24.209	136.6	1:44.214	84.05	0.476	12:21:46.156
11 -	33.377	95.5	17.743	130.5	28.768	75.1	24.451	134.4	1:44.339	83.95	0.601	12:23:30.495
12 -	33.316	94.7	17.692	129.5	28.816	80.5	23.914	134.4	1:43.738 (1)	84.44		12:25:14.233

P23 3		Mark CLAYTON				Yamaha - KSM Racing						
IDEAL LAP TIME : 1:43.301		BEST LAP TIME : 1:44.031				DIFFERENCE : 0.730						
LAP	SECTOR 1	SECTOR 2	SECTOR 3	SECTOR 4	LAP TIME	MPH	DIFF	TIME OF DAY				
1 -		83.3	18.859	122.9	29.321	75.7	24.464	134.2	1:54.216	76.69	10.185	12:06:03.497
2 -	33.769	89.1	18.151	126.6	28.909	74.8	24.617	137.2	1:45.446	83.07	1.415	12:07:48.943
3 -	33.916	89.5	18.067	124.0	29.121	75.1	24.155	135.2	1:45.259	83.22	1.228	12:09:34.202
4 -	33.510	93.9	17.991	130.8	29.001	76.8	24.266	133.1	1:44.768	83.61	0.737	12:11:18.970
5 -	33.266	88.4	17.971	132.8	29.009	75.4	24.162	135.8	1:44.408	83.90	0.377	12:13:03.378

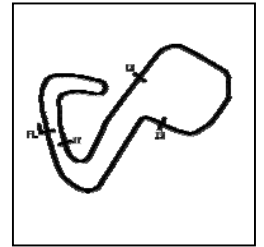
Weather / Track : Cloudy / Damp

Brands Hatch GP

Circuit Length = 2.4332 miles

Start: 12:04 Flag 12:23 End: 12:25

RACE 8 - SECTOR ANALYSIS



SECTOR 1 = FL to I1, SECTOR 2 = I1 to I2, SECTOR 3 = I2 to I3, SECTOR 4 = I3 to FL, DIFF = Difference To Personal Best Lap, P = Crossed Finish Line in Pit Lane, D = Time Disallowed

6 -	33.680	91.9	18.173	131.3	28.774	77.0	24.238	134.2	1:44.865	83.53	0.834	12:14:48.243
7 -	33.174	91.0	18.186	130.3	28.482	78.0	24.189	132.8	1:44.031 (1)	84.20		12:16:32.274
8 -	33.589	95.0	17.965	132.3	28.625	76.7	24.552	133.6	1:44.731	83.64	0.700	12:18:17.005
9 -	33.110	94.2	18.119	132.6	29.089	78.3	24.220	133.4	1:44.538	83.79	0.507	12:20:01.543
10 -	33.246	91.9	18.038	129.8	28.978	77.0	24.280	133.9	1:44.542	83.79	0.511	12:21:46.085
11 -	32.912	98.6	17.879	130.5	29.102	77.3	24.439	133.4	1:44.332 (3)	83.96	0.301	12:23:30.417
12 -	33.059	95.3	17.822	131.8	29.308	78.0	24.085	132.1	1:44.274 (2)	84.00	0.243	12:25:14.691

P24	11	Josh HARVEY							Yamaha - NR Racing				
IDEAL LAP TIME : 1:43.627		BEST LAP TIME : 1:44.146					DIFFERENCE : 0.519						
LAP	SECTOR 1	SECTOR 2		SECTOR 3		SECTOR 4		LAP TIME	MPH	DIFF	TIME OF DAY		
1 -		86.1	19.025	124.9	30.167	73.7	24.562	134.2	1:55.959	75.54	11.813	12:06:05.240	
2 -	34.776	89.1	18.834	127.8	29.121	74.8	24.339	135.0	1:47.070	81.81	2.924	12:07:52.310	
3 -	33.336	93.4	18.129	125.6	29.038	72.9	24.296	134.4	1:44.799	83.58	0.653	12:09:37.109	
4 -	33.356	95.1	18.077	124.9	29.068	73.9	24.401	134.2	1:44.902	83.50	0.756	12:11:22.011	
5 -	33.358	97.1	17.980	124.5	28.906	75.7	24.363	135.2	1:44.607	83.74	0.461	12:13:06.618	
6 -	33.487	94.6	17.982	126.3	29.130	76.0	24.137	134.7	1:44.736	83.63	0.590	12:14:51.354	
7 -	32.942	97.1	17.909	125.6	29.190	75.1	24.360	134.2	1:44.401 (2)	83.90	0.255	12:16:35.755	
8 -	32.896	96.2	18.061	127.3	29.219	74.2	24.309	133.4	1:44.485	83.83	0.339	12:18:20.240	
9 -	32.675	95.0	18.117	126.8	29.128	77.1	24.226	133.1	1:44.146 (1)	84.11		12:20:04.386	
10 -	33.176	95.1	18.011	124.7	28.988	75.6	24.339	134.2	1:44.514	83.81	0.368	12:21:48.900	
11 -	32.891	97.2	17.938	126.3	29.208	77.1	24.393	134.2	1:44.430 (3)	83.88	0.284	12:23:33.330	
12 -	32.816	96.1	18.048	126.1	29.132	75.4	24.598	127.8	1:44.594	83.75	0.448	12:25:17.924	

P25	44	Ewan POTTER							Yamaha - Jones Dorling Racing				
IDEAL LAP TIME : 1:42.455		BEST LAP TIME : 1:42.635					DIFFERENCE : 0.180						
LAP	SECTOR 1	SECTOR 2		SECTOR 3		SECTOR 4		LAP TIME	MPH	DIFF	TIME OF DAY		
1 -		85.1	18.789	135.5	30.204	73.1	24.514	136.1	1:56.279	75.33	13.644	12:06:05.560	
2 -	34.634	86.3	18.882	130.3	29.605	73.4	24.268	134.2	1:47.389	81.57	4.754	12:07:52.949	
3 -	34.408	92.8	18.076	126.6	29.334	73.6	IN PIT		2:03.235	P	71.08	20.600	12:09:56.184
4 -	OUTLAP	95.0	17.960	127.3	29.103	71.1	24.165	135.0	1:44.800	83.58	2.165	12:11:40.984	
5 -	33.225	97.6	17.774	130.3	28.923	74.8	23.886	135.8	1:43.808	84.38	1.173	12:13:24.792	
6 -	33.143	101.5	17.713	131.0	29.456	75.1	24.028	135.8	1:44.340	83.95	1.705	12:15:09.132	
7 -	33.337	100.6	17.548	129.5	29.370	72.7	24.191	135.5	1:44.446	83.86	1.811	12:16:53.578	
8 -	33.273	100.1	17.726	128.5	29.148	77.9	24.178	135.0	1:44.325	83.96	1.690	12:18:37.903	
9 -	32.737	103.0	17.370	132.8	28.775	76.2	24.454	135.2	1:43.336 (2)	84.77	0.701	12:20:21.239	
10 -	32.729	104.8	17.476	133.4	28.706	79.8	23.724	135.8	1:42.635 (1)	85.34		12:22:03.874	
11 -	32.755	101.5	17.460	124.5	29.217	75.5	24.049	134.7	1:43.481 (3)	84.65	0.846	12:23:47.355	
12 -	33.296	92.9	17.756	133.9	28.632	76.0	23.798	135.0	1:43.482	84.65	0.847	12:25:30.837	

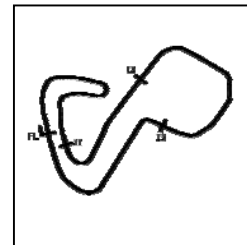
P26	27	Jamie ASHBY							Yamaha - JPA Racing / Davison Transport				
IDEAL LAP TIME : 1:44.486		BEST LAP TIME : 1:44.691					DIFFERENCE : 0.205						
LAP	SECTOR 1	SECTOR 2		SECTOR 3		SECTOR 4		LAP TIME	MPH	DIFF	TIME OF DAY		
1 -		83.2	18.842	127.5	30.017	71.8	24.638	131.3	1:56.612	75.11	11.921	12:06:05.893	
2 -	34.534	86.2	18.816	119.8	29.621	72.5	24.608	131.5	1:47.579	81.42	2.888	12:07:53.472	
3 -	34.723	86.5	18.631	126.6	28.787	76.8	24.607	131.8	1:46.748	82.06	2.057	12:09:40.220	
4 -	34.270	89.5	18.611	123.8	28.880	76.3	24.653	130.8	1:46.414	82.31	1.723	12:11:26.634	
5 -	34.448	92.8	18.275	121.7	29.319	76.5	24.532	131.0	1:46.574	82.19	1.883	12:13:13.208	
6 -	33.898	95.8	18.051	127.0	28.787	77.4	24.357	133.4	1:45.093 (2)	83.35	0.402	12:14:58.301	
7 -	33.622	94.5	18.157	122.2	28.990	76.3	24.823	124.9	1:45.592	82.95	0.901	12:16:43.893	
8 -	34.599	92.9	18.091	115.3	29.825	78.6	24.504	132.6	1:47.019	81.85	2.328	12:18:30.912	
9 -	33.807	95.3	18.103	128.8	28.969	78.5	24.349	132.8	1:45.228	83.24	0.537	12:20:16.140	
10 -	34.017	94.2	18.098	123.5	29.137	77.1	24.355	132.1	1:45.607	82.94	0.916	12:22:01.747	
11 -	33.745	92.5	18.153	125.6	28.960	77.7	24.262	131.5	1:45.120 (3)	83.33	0.429	12:23:46.867	
12 -	33.619	94.7	17.914	128.3	28.992	77.2	24.166	130.5	1:44.691 (1)	83.67		12:25:31.558	

P27	18	Connor THOMSON							Yamaha - Connor Thomson Racing				
IDEAL LAP TIME : 1:44.107		BEST LAP TIME : 1:44.386					DIFFERENCE : 0.279						
LAP	SECTOR 1	SECTOR 2		SECTOR 3		SECTOR 4		LAP TIME	MPH	DIFF	TIME OF DAY		
1 -		87.9	18.702	136.3	29.499	77.0	24.627	126.3	1:55.672	75.72	11.286	12:06:04.953	

2018 Bennetts British Superbike Championship - Round 12

2018 Pirelli National Superstock 600 Championship with Black Horse

RACE 8 - SECTOR ANALYSIS



SECTOR 1 = FL to I1, SECTOR 2 = I1 to I2 SECTOR 3 = I2 to I3, SECTOR 4 = I3 to FL, DIFF = Difference To Personal Best Lap, P = Crossed Finish Line in Pit Lane, D = Time Disallowed

2 -	35.110	87.9	19.046	126.1	29.167	75.2	24.244	132.8	1:47.567	81.43	3.181	12:07:52.520
3 -	33.866	93.4	18.391	124.9	29.429	75.0	24.722	129.8	1:46.408	82.32	2.022	12:09:38.928
4 -	33.966	93.2	18.213	125.9	29.894	75.1	25.102	123.8	1:47.175	81.73	2.789	12:11:26.103
5 -	34.150	95.5	17.832	124.5	29.428	76.5	24.623	130.3	1:46.033	82.61	1.647	12:13:12.136
6 -	33.328	96.1	17.912	126.6	29.001	77.6	24.145	131.5	1:44.386 (1)	83.91		12:14:56.522
7 -	33.164	93.3	18.719	117.1	30.299	73.6	25.057	129.0	1:47.239	81.68	2.853	12:16:43.761
8 -	34.470	92.6	18.322	117.1	30.101	74.9	24.547	130.3	1:47.440	81.53	3.054	12:18:31.201
9 -	33.723	93.7	18.113	126.6	29.124	76.6	24.152	131.0	1:45.112 (3)	83.33	0.726	12:20:16.313
10 -	34.012	94.7	18.166	124.7	29.205	74.8	24.507	129.5	1:45.890	82.72	1.504	12:22:02.203
11 -	33.565	91.9	18.248	123.8	29.089	75.4	24.491	128.5	1:45.393	83.11	1.007	12:23:47.596
12 -	33.348	91.8	17.835	130.5	28.966	75.4	24.295	128.8	1:44.444 (2)	83.87	0.058	12:25:32.040

P28 47**Angus GOUGH**

Yamaha - G Fab Racing

IDEAL LAP TIME : 1:45.696

BEST LAP TIME : 1:46.352

DIFFERENCE : 0.656

LAP	SECTOR 1	SECTOR 2	SECTOR 3	SECTOR 4	LAP TIME	MPH	DIFF	TIME OF DAY				
1 -		87.4	18.871	131.5	28.911	69.0	25.066	129.0	1:55.523	75.82	9.171	12:06:04.804
2 -	35.010	86.0	18.889	128.8	29.597	70.3	24.920	134.4	1:48.416	80.79	2.064	12:07:53.220
3 -	34.888	85.0	18.569	130.5	29.344	71.6	24.897	133.1	1:47.698	81.33	1.346	12:09:40.918
4 -	34.403	85.5	18.784	129.0	29.150	71.7	24.678	130.8	1:47.015	81.85	0.663	12:11:27.933
5 -	34.279	88.8	18.549	130.5	28.913	71.4	24.611	132.6	1:46.352 (1)	82.36		12:13:14.285
6 -	34.102	90.0	18.378	134.4	29.634	75.4	24.650	133.6	1:46.764	82.04	0.412	12:15:01.049
7 -	33.964	92.5	18.552	124.0	29.241	71.6	24.737	130.0	1:46.494 (2)	82.25	0.142	12:16:47.543
8 -	34.523	89.4	18.572	129.0	29.254	69.9	24.443	132.8	1:46.792	82.02	0.440	12:18:34.335
9 -	34.268	91.1	18.554	127.0	29.259	71.5	24.936	133.1	1:47.017	81.85	0.665	12:20:21.352
10 -	34.100	93.4	18.659	128.8	29.069	73.1	24.934	129.8	1:46.762 (3)	82.05	0.410	12:22:08.114
11 -	35.390	90.4	18.789	129.5	29.367	70.1	25.438	131.3	1:48.984	80.37	2.632	12:23:57.098
12 -	35.817	91.9	19.080	124.5	29.639	72.5	26.089	114.7	1:50.625	79.18	4.273	12:25:47.723

P29 71**Charlie FARRER**

Yamaha - Paul Veazey Racing

IDEAL LAP TIME : 1:43.801

BEST LAP TIME : 1:44.208

DIFFERENCE : 0.407

LAP	SECTOR 1	SECTOR 2	SECTOR 3	SECTOR 4	LAP TIME	MPH	DIFF	TIME OF DAY				
1 -		82.7	18.158	126.3	28.449	72.2	24.514	136.9	1:52.071	78.16	7.863	12:06:01.352
2 -	34.115	88.6	18.187	122.6	29.457	69.3	24.357	136.3	1:46.116	82.54	1.908	12:07:47.468
3 -	34.356	86.5	18.071	126.8	28.526	70.4	24.205	136.1	1:45.158	83.30	0.950	12:09:32.626
4 -	34.477	88.5	17.845	127.8	28.644	74.2	24.286	137.2	1:45.252	83.22	1.044	12:11:17.878
5 -	33.624	90.1	18.176	127.5	28.827	73.5	24.301	137.2	1:44.928 (3)	83.48	0.720	12:13:02.806
6 -	33.880	87.4	18.217	126.3	28.669	71.6	24.242	136.6	1:45.008	83.42	0.800	12:14:47.814
7 -	33.321	86.4	17.826	129.3	28.628	75.1	24.433	136.3	1:44.208 (1)	84.06		12:16:32.022
8 -	33.464	90.8	17.959	130.8	28.639	73.9	24.380	135.0	1:44.442 (2)	83.87	0.234	12:18:16.464
9 -	33.429	88.8	18.444	131.3	29.223	73.9	24.305	119.4	1:45.401	83.10	1.193	12:20:01.865

P30 26**Adam HARTGROVE**

Yamaha - Adam Hartgrove Racing

IDEAL LAP TIME : 1:43.184

BEST LAP TIME : 1:43.647

DIFFERENCE : 0.463

LAP	SECTOR 1	SECTOR 2	SECTOR 3	SECTOR 4	LAP TIME	MPH	DIFF	TIME OF DAY				
1 -		89.1	19.363	125.2	28.345	76.0	24.110	134.4	1:51.234	78.75	7.587	12:06:00.515
2 -	34.235	91.5	18.464	122.2	29.583	72.3	24.474	133.6	1:46.756	82.05	3.109	12:07:47.271
3 -	34.403	91.1	18.110	131.0	28.348	73.2	24.158	132.3	1:45.019	83.41	1.372	12:09:32.290
4 -	33.555	94.1	17.773	131.8	28.289	73.1	24.327	135.8	1:43.944 (2)	84.27	0.297	12:11:16.234
5 -	34.262	93.9	17.837	121.7	28.317	75.3	24.104	135.0	1:44.520 (3)	83.81	0.873	12:13:00.754
6 -	33.261	96.5	17.815	125.6	28.317	76.7	24.254	135.2	1:43.647 (1)	84.51		12:14:44.401

P31 4**Connor MOODY**

Kawasaki - Steelmate Racing

IDEAL LAP TIME : 1:45.652

BEST LAP TIME : 1:46.309

DIFFERENCE : 0.657

LAP	SECTOR 1	SECTOR 2	SECTOR 3	SECTOR 4	LAP TIME	MPH	DIFF	TIME OF DAY				
1 -		83.8	19.133	122.2	30.268	74.0	25.352	130.8	1:58.066	74.19	11.757	12:06:07.347
2 -	34.613	91.5	18.401	122.0	29.720	74.7	24.820	132.6	1:47.554	81.44	1.245	12:07:54.901
3 -	34.211	87.7	18.334	122.2	29.550	74.0	24.968	130.8	1:47.063 (3)	81.81	0.754	12:09:41.964
4 -	33.886	88.0	18.655	125.4	29.452	76.3	24.793	132.8	1:46.786 (2)	82.03	0.477	12:11:28.750
5 -	33.875	90.4	18.693	125.2	29.106	78.3	24.635	131.0	1:46.309 (1)	82.39		12:13:15.059

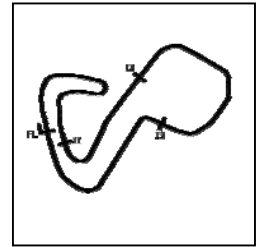
Weather / Track : Cloudy / Damp

Brands Hatch GP

Circuit Length = 2.4332 miles

Start: 12:04 Flag 12:23 End: 12:25

RACE 8 - SECTOR ANALYSIS



SECTOR 1 = FL to I1, SECTOR 2 = I1 to I2 SECTOR 3 = I2 to I3, SECTOR 4 = I3 to FL, DIFF = Difference To Personal Best Lap, P = Crossed Finish Line in Pit Lane, D = Time Disallowed

P32 37		Liam DELVES				Yamaha - Team IMR						
IDEAL LAP TIME : 1:44.627		BEST LAP TIME : 1:46.044				DIFFERENCE : 1.417						
LAP	SECTOR 1	SECTOR 2		SECTOR 3		SECTOR 4	LAP TIME	MPH	DIFF	TIME OF DAY		
1 -	91.6	18.523	132.6	28.052	77.4	24.427	134.2	1:50.744	79.09	4.700	12:06:00.025	
2 -	34.200	95.7	18.261	125.6	28.762	76.6	24.821	134.4	1:46.044 (1)	82.60	12:07:46.069	
3 -	34.076	96.9	18.072	129.8	29.258	74.1	24.696	135.5	1:46.102 (2)	82.56	0.058	12:09:32.171

MCRCB BULLETIN TK268**2018 Bennetts British Superbike Championship - Round 12****2018 Pirelli National Superstock 600 Championship with Black Horse****RACE 8 - BEST SECTORS**

SECTOR 1			SECTOR 2			SECTOR 3			SECTOR 4			IDEAL / BEST COMPARISON						
POS	NO	NAME	TIME	NO	NAME	TIME	NO	NAME	TIME	NO	NAME	TIME	POS	NO	NAME	IDEAL	BEST	DIFF
															PERFECT LAP	1:37.178		
1	1	VICKERS	30.971	75	McGREEV	16.820	75	McGREEV	26.569	55	KEYES	22.818	1	1	VICKERS	1:37.710	1:37.986	0.276
2	2	TOMS	31.169	55	KEYES	16.914	1	VICKERS	26.688	2	TOMS	22.905	2	75	McGREEVY	1:37.744	1:38.154	0.410
3	55	KEYES	31.236	17	WOOD	16.966	2	TOMS	26.757	1	VICKERS	22.926	3	2	TOMS	1:37.890	1:38.036	0.146
4	75	McGREEV	31.381	69	IRWIN	17.035	10	SHELDON	26.983	75	McGREEV	22.974	4	55	KEYES	1:38.001	1:38.412	0.411
5	69	IRWIN	31.570	2	TOMS	17.059	69	IRWIN	27.000	17	WOOD	23.071	5	17	WOOD	1:38.797	1:39.428	0.631
6	17	WOOD	31.607	99	LUXTON	17.118	5	CLARKE	27.021	99	LUXTON	23.196	6	69	IRWIN	1:38.863	1:39.174	0.311
7	99	LUXTON	31.629	1	VICKERS	17.125	55	KEYES	27.033	69	IRWIN	23.258	7	99	LUXTON	1:39.044	1:39.080	0.036
8	10	SHELDON	31.863	14	VALLELE	17.137	99	LUXTON	27.101	10	SHELDON	23.261	8	10	SHELDON-SHAW	1:39.395	1:39.540	0.145
9	19	ALDERSO	31.879	10	SHELDON	17.288	17	WOOD	27.153	6	WHEELER	23.368	9	5	CLARKE	1:39.888	1:41.251	1.363
10	57	MORRIS	31.931	66	FRASER	17.288	14	VALLELE	27.420	58	LEE	23.384	10	14	VALLELEY	1:40.151	1:40.867	0.716
11	14	VALLELE	32.006	6	WHEELER	17.289	57	MORRIS	27.444	8	NEWSTEA	23.487	11	58	LEE	1:40.299	1:40.556	0.257
12	58	LEE	32.037	58	LEE	17.293	7	WRIGHT	27.530	19	ALDERSO	23.492	12	57	MORRIS	1:40.616	1:41.281	0.665
13	5	CLARKE	32.045	5	CLARKE	17.314	42	HOLME	27.579	5	CLARKE	23.508	13	19	ALDERSON	1:40.758	1:41.350	0.592
14	8	NEWSTEA	32.229	9	CLIFFOR	17.349	58	LEE	27.585	66	FRASER	23.511	14	6	WHEELER	1:40.961	1:41.250	0.289
15	16	HOPKINS	32.332	44	POTTER	17.370	46	ROWLING	27.598	46	ROWLING	23.518	15	8	NEWSTEAD	1:40.974	1:41.444	0.470
16	46	ROWLING	32.462	8	NEWSTEA	17.395	6	WHEELER	27.638	14	VALLELE	23.588	16	46	ROWLINGS	1:41.006	1:41.618	0.612
17	6	WHEELER	32.666	19	ALDERSO	17.406	8	NEWSTEA	27.863	9	CLIFFOR	23.625	17	66	FRASER	1:41.500	1:41.861	0.361
18	11	HARVEY	32.675	46	ROWLING	17.428	9	CLIFFOR	27.874	57	MORRIS	23.656	18	7	WRIGHT	1:41.575	1:41.748	0.173
19	44	POTTER	32.729	7	WRIGHT	17.493	66	FRASER	27.956	7	WRIGHT	23.677	19	9	CLIFFORD	1:41.850	1:42.293	0.443
20	66	FRASER	32.745	57	MORRIS	17.585	19	ALDERSO	27.981	42	HOLME	23.704	20	42	HOLME	1:41.879	1:42.349	0.470
21	42	HOLME	32.831	32	PIPER	17.692	37	DELVES	28.052	44	POTTER	23.724	21	44	POTTER	1:42.455	1:42.635	0.180
22	7	WRIGHT	32.875	42	HOLME	17.765	26	HARTGRO	28.289	32	PIPER	23.914	22	16	HOPKINS	1:42.494	1:42.647	0.153
23	3	CLAYTON	32.912	26	HARTGRO	17.773	16	HOPKINS	28.381	16	HOPKINS	24.000	23	26	HARTGROVE	1:43.184	1:43.647	0.463
24	9	CLIFFOR	33.002	16	HOPKINS	17.781	71	FARRER	28.449	3	CLAYTON	24.085	24	32	PIPER	1:43.276	1:43.738	0.462
25	26	HARTGRO	33.018	3	CLAYTON	17.822	3	CLAYTON	28.482	26	HARTGRO	24.104	25	3	CLAYTON	1:43.301	1:44.031	0.730
26	32	PIPER	33.088	71	FARRER	17.826	32	PIPER	28.582	11	HARVEY	24.137	26	11	HARVEY	1:43.627	1:44.146	0.519
27	18	THOMSON	33.164	18	THOMSON	17.832	44	POTTER	28.632	18	THOMSON	24.145	27	71	FARRER	1:43.801	1:44.208	0.407
28	71	FARRER	33.321	11	HARVEY	17.909	27	ASHBY	28.787	27	ASHBY	24.166	28	18	THOMSON	1:44.107	1:44.386	0.279
29	4	MOODY	33.577	27	ASHBY	17.914	11	HARVEY	28.906	71	FARRER	24.205	29	27	ASHBY	1:44.486	1:44.691	0.205
30	27	ASHBY	33.619	37	DELVES	18.072	47	GOUGH	28.911	37	DELVES	24.427	30	37	DELVES	1:44.627	1:46.044	1.417
31	47	GOUGH	33.964	4	MOODY	18.334	18	THOMSON	28.966	47	GOUGH	24.443	31	4	MOODY	1:45.652	1:46.309	0.657
32	37	DELVES	34.076	47	GOUGH	18.378	4	MOODY	29.106	4	MOODY	24.635	32	47	GOUGH	1:45.696	1:46.352	0.656

Weather / Track : Cloudy / Damp

Brands Hatch GP

Circuit Length = 2.4332 miles

Start: 12:04 Flag 12:23 End: 12:25

Results can be found at www.tsl-timing.com

Printed - 12:29 Sunday, 14 October 2018

MCRCB BULLETIN TK269**2018 Bennetts British Superbike Championship - Round 12****2018 Pirelli National Superstock 600 Championship with Black Horse****RACE 8 - BEST SPEEDS**

POS	INTERMEDIATE 1			INTERMEDIATE 2			INTERMEDIATE 3			FINISH LINE		
	NO	NAME	MPH	NO	NAME	MPH	NO	NAME	MPH	NO	NAME	MPH
1	1	VICKERS	109.4	5	CLARKE	144.3	55	KEYES	90.5	55	KEYES	139.2
2	55	KEYES	108.2	1	VICKERS	142.4	75	McGREEVY	90.0	58	LEE	139.2
3	5	CLARKE	105.6	2	TOMS	140.9	2	TOMS	87.9	2	TOMS	138.9
4	17	WOOD	105.1	55	KEYES	140.9	99	LUXTON	85.2	17	WOOD	138.9
5	44	POTTER	104.8	75	McGREEVY	139.2	1	VICKERS	85.1	69	IRWIN	138.9
6	19	ALDERSON	104.6	17	WOOD	139.2	5	CLARKE	84.6	10	SHELDON-SHAW	138.6
7	9	CLIFFORD	104.2	99	LUXTON	138.6	10	SHELDON-SHAW	84.5	9	CLIFFORD	138.3
8	10	SHELDON-SHAW	103.5	10	SHELDON-SHAW	138.6	14	VALLELEY	84.4	6	WHEELER	138.3
9	75	McGREEVY	103.4	19	ALDERSON	138.3	19	ALDERSON	84.4	7	WRIGHT	138.3
10	2	TOMS	102.4	6	WHEELER	137.7	69	IRWIN	84.2	99	LUXTON	138.0
11	57	MORRIS	101.6	42	HOLME	137.7	58	LEE	82.2	66	FRASER	138.0
12	69	IRWIN	100.7	9	CLIFFORD	136.6	8	NEWSTEAD	81.5	75	McGREEVY	137.7
13	14	VALLELEY	100.6	58	LEE	136.3	6	WHEELER	81.5	19	ALDERSON	137.5
14	99	LUXTON	100.4	7	WRIGHT	136.3	57	MORRIS	81.3	3	CLAYTON	137.2
15	8	NEWSTEAD	100.4	18	THOMSON	136.3	17	WOOD	81.2	71	FARRER	137.2
16	66	FRASER	99.8	69	IRWIN	135.5	9	CLIFFORD	80.5	8	NEWSTEAD	136.9
17	42	HOLME	99.7	16	HOPKINS	135.5	32	PIPER	80.5	16	HOPKINS	136.9
18	58	LEE	98.8	44	POTTER	135.5	42	HOLME	80.4	5	CLARKE	136.6
19	3	CLAYTON	98.6	66	FRASER	135.2	7	WRIGHT	80.4	32	PIPER	136.6
20	7	WRIGHT	98.5	8	NEWSTEAD	135.0	66	FRASER	80.0	1	VICKERS	136.1
21	6	WHEELER	98.3	14	VALLELEY	134.7	44	POTTER	79.8	14	VALLELEY	136.1
22	46	ROWLINGS	98.2	47	GOUGH	134.4	46	ROWLINGS	79.2	44	POTTER	136.1
23	11	HARVEY	97.2	57	MORRIS	133.1	27	ASHBY	78.6	42	HOLME	135.8
24	37	DELVES	96.9	3	CLAYTON	132.8	4	MOODY	78.3	26	HARTGROVE	135.8
25	32	PIPER	96.6	37	DELVES	132.6	3	CLAYTON	78.3	37	DELVES	135.5
26	26	HARTGROVE	96.5	26	HARTGROVE	131.8	18	THOMSON	77.6	46	ROWLINGS	135.2
27	18	THOMSON	96.1	71	FARRER	131.3	37	DELVES	77.4	11	HARVEY	135.2
28	27	ASHBY	95.8	32	PIPER	130.5	16	HOPKINS	77.1	47	GOUGH	134.4
29	16	HOPKINS	94.7	46	ROWLINGS	128.8	11	HARVEY	77.1	57	MORRIS	133.4
30	47	GOUGH	93.4	27	ASHBY	128.8	26	HARTGROVE	76.7	27	ASHBY	133.4
31	4	MOODY	92.0	11	HARVEY	127.8	47	GOUGH	75.4	18	THOMSON	132.8
32	71	FARRER	90.8	4	MOODY	125.4	71	FARRER	75.1	4	MOODY	132.8

Weather / Track : Cloudy / Damp

Brands Hatch GP

Circuit Length = 2.4332 miles

Start: 12:04 Flag 12:23 End: 12:25

Results can be found at www.tsl-timing.com

Printed - 12:29 Sunday, 14 October 2018

MCRCB BULLETIN TK270

2018 Bennetts British Superbike Championship - Round 12

2018 Pirelli National Superstock 600 Championship with Black Horse

RACE 8 - FASTEST LAP SEQUENCE

SESS. TIME	NO	NAME	ENTRY	TIME	MPH	LAP
3:21.117	1	Ryan VICKERS	Yamaha - Mototechniks Yamaha	1:38.676	88.77	2
10:07.618	2	TJ TOMS	Kawasaki - Squidge Racing	1:38.565	88.87	6
11:36.995	1	Ryan VICKERS	Yamaha - Mototechniks Yamaha	1:38.407	89.01	7
13:24.330	2	TJ TOMS	Kawasaki - Squidge Racing	1:38.036	89.35	8
19:48.943	1	Ryan VICKERS	Yamaha - Mototechniks Yamaha	1:37.986	89.39	12

Weather / Track : Cloudy / Damp

Results can be found at www.tsl-timing.com

Brands Hatch GP
Circuit Length = 2.4332 miles
Start: 12:04 Flag 12:23 End: 12:25

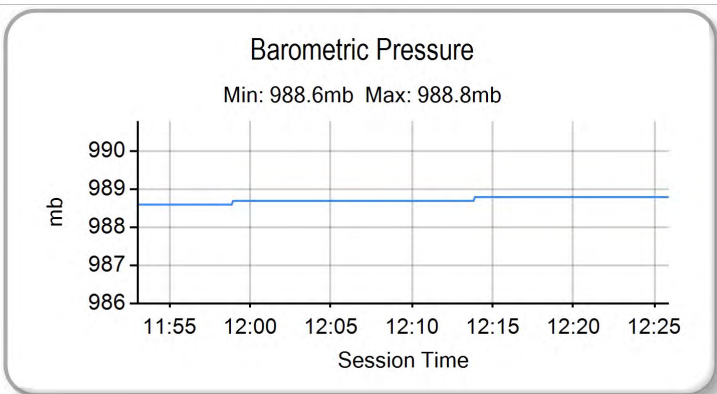
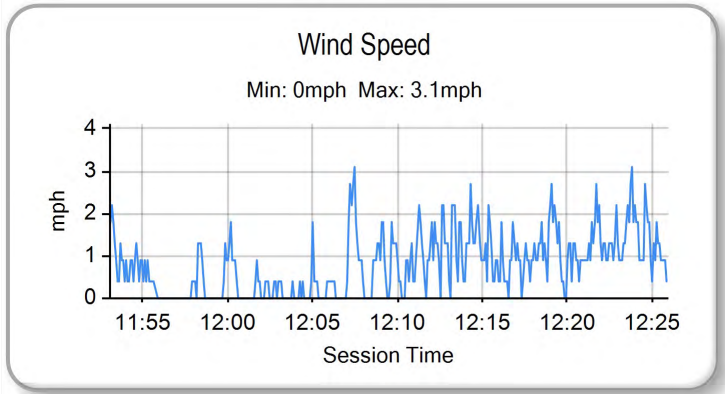
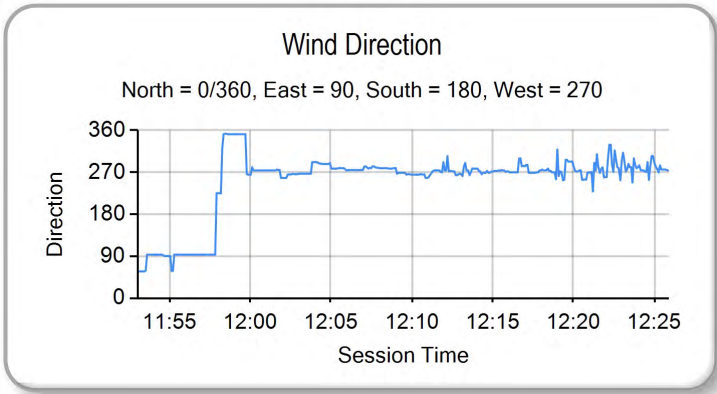
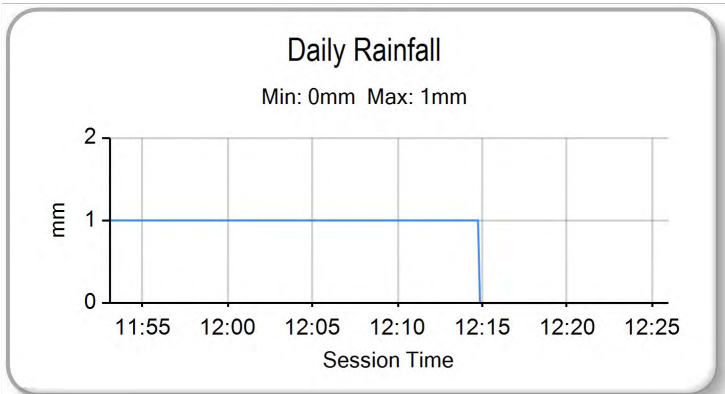
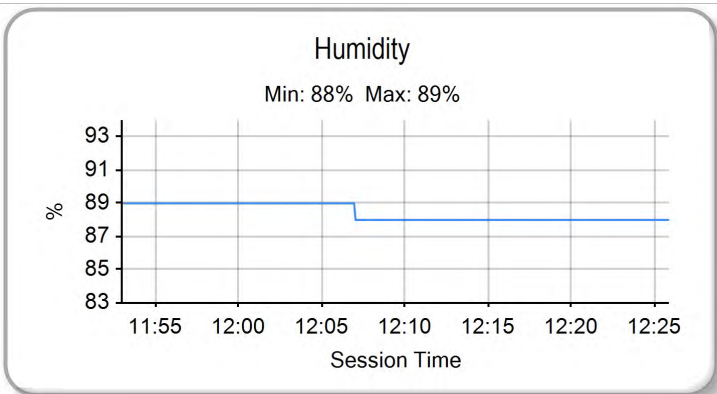
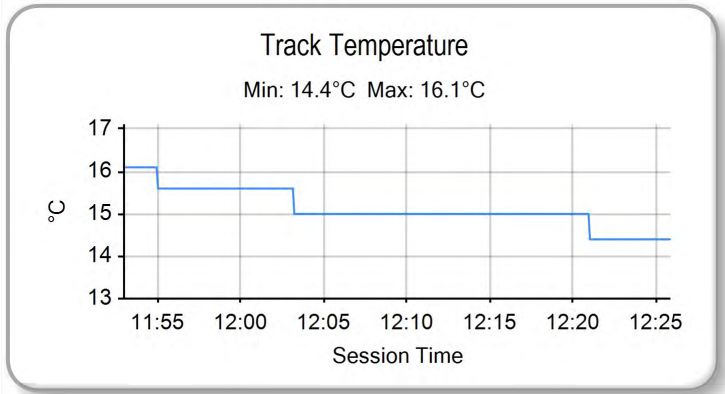
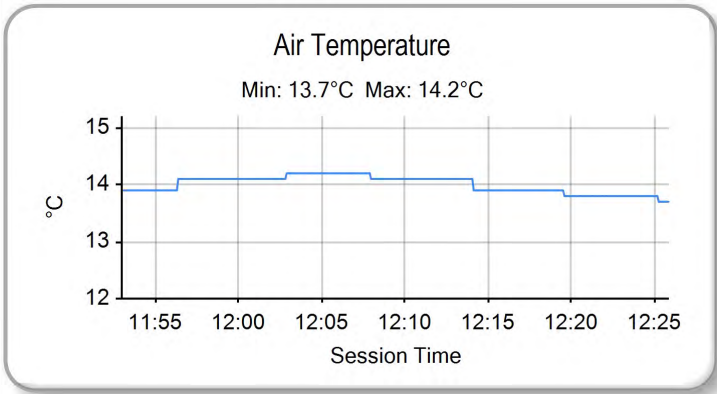
Printed - 12:30 Sunday, 14 October 2018

MCRCB BULLETIN TK271

2018 Bennetts British Superbike Championship - Round 12

2018 Pirelli National Superstock 600 Championship with Black Horse

RACE 8 - WEATHER CONDITIONS



Weather / Track : Cloudy / Damp

Results can be found at www.tsl-timing.com

Brands Hatch GP
Circuit Length = 2.4332 miles
Start: 12:04 Flag 12:23 End: 12:25

Printed - 12:30 Sunday, 14 October 2018

MCRCB BULLETIN TK272

2018 Pirelli National Superstock 600 Championship with Black Horse

RIDERS POINTS AFTER FINAL ROUND

	TOTAL	GAP	DIFF	31st March-2nd April Donington Park	13th-15th April Brands Hatch Indy	5th-7th May Oulton Park	25th-27th May Donington Park - WSBK	15th-17th June Snetterton	6th-8th July Knockhill	20th-22nd July Brands Hatch GP	3rd-5th August Thruxton	17th-19th August Cadwell Park	7th-9th September Silverstone	14th-16th September Oulton Park	12th-14th October Brands Hatch GP
Ryan VICKERS	250			25	25	25		25		25	25	25	25	25	25
Joe SHELDON-SHAW	142	108		16	13	16	20		13	13	9	13	10	11	8
Aaron CLARKE	133	117	9	10	9		11	20	9	20	10	20	13	6	5
Kevin KEYES	127	123	6	20	11	20		7	16	10	6		8	16	13
Milo WARD	116	134	11	11			16	11	10	8	20	16	11	13	
Aaron CLIFFORD	100	150	16	13		13	25		11	16			20	1	1
Grant NEWSTEAD	90	160	10	9	20	11	9	10		4	4	9	6	5	3
Ben LUXTON	87	163	3					9	6	7	16	11	9	20	9
Caolán IRWIN	80	170	7	6	7		10	16	8		7	8		8	10
Cameron LEE	76	174	4	5			13	5	3	9	13	5	7	9	7
Korie McGREEVY	72	178	4						25	11			16		20
TJ TOMS	54	196	18		3			13	4		8	10			16
Mark CLAYTON	49	201	5	3		9	6	8	5	5	11			2	
Josh WOOD	44	206	5	7	5		3			6			5	7	11
Louis VALLELEY	43	207	1			6	8	6				6	1	10	6
Luke HOPKINS	25	225	18	8	6	7				3	1				
Adam HARTGROVE	23	227	2		8	5	7					1	2		
Rory SKINNER	20	230	3						20						
Zak CORDEROY	20	230	0		10	10									
Aaron WRIGHT	18	232	2	1	1	8		4				4			
Adam McLEAN	16	234	2		16										
Mark PIPER	15	235	1			4		2		2		7			
Cameron FRASER	14	236	1			3	5		1		5				
James ALDERSON	14	236	0			2	4					2	4		2
Aaron SILVESTER	8	242	6	4	4										
Lewis PATERSON	7	243	1						7						
Liam DELVES	7	243	0										3	4	
Conor WHEELER	6	244	1							1	2			3	
Charlie MORRIS	4	246	2												4
Sam HOLME	4	246	0			1					3				
Ewan POTTER	4	246	0				1	3							
Matty WHELAN	4	246	0	2	2										
Kaine SHERIFF	3	247	1									3			
Alex WOOD	2	248	1				2								
Charlie FARRER	2	248	0						2						
Josh HARVEY	1	249	1					1							