



NATIONAL SUPERSTOCK 600

Round 7
Brands Hatch GP

20th – 22nd July 2018



Results Provided by Timing Solutions Ltd
www.tsl-timing.com

Brands Hatch GP

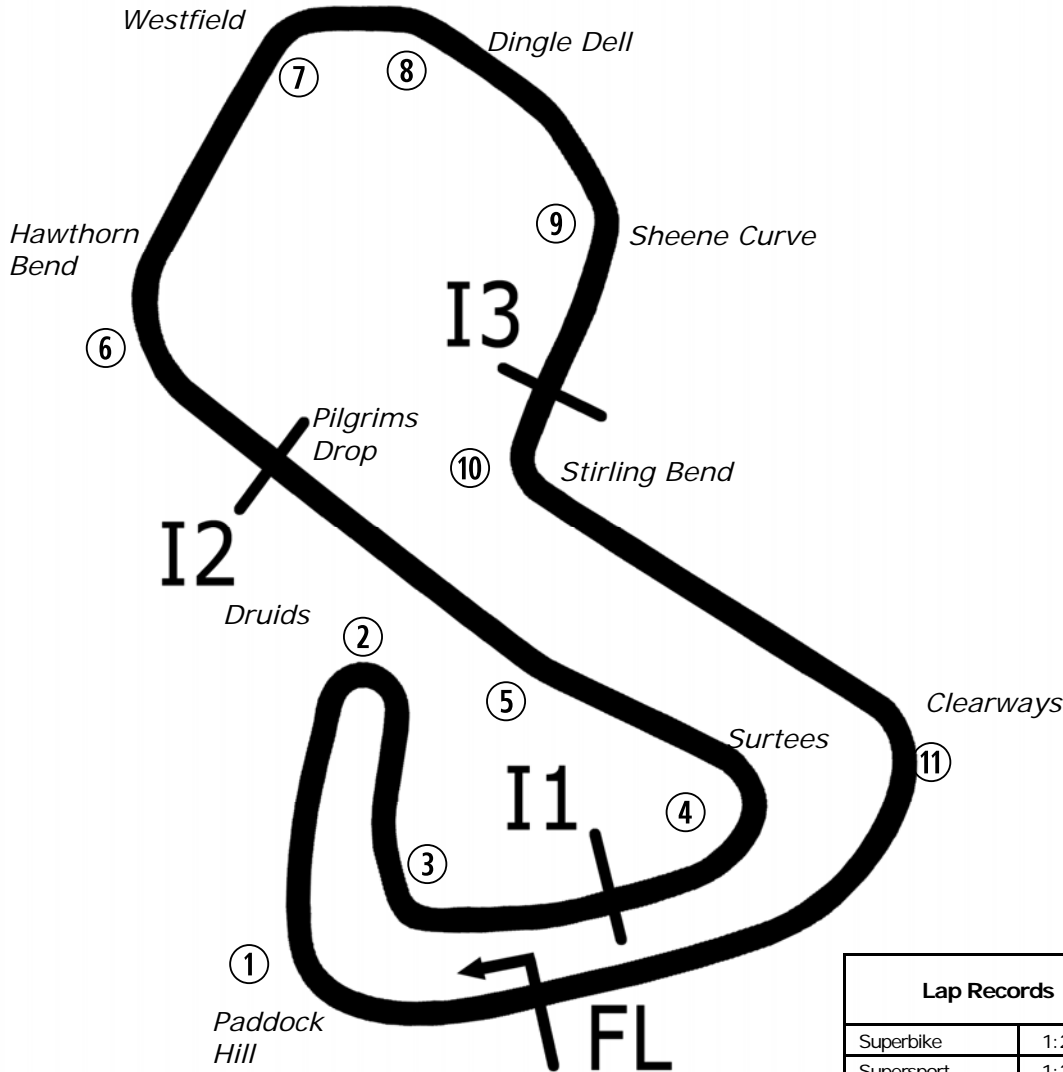
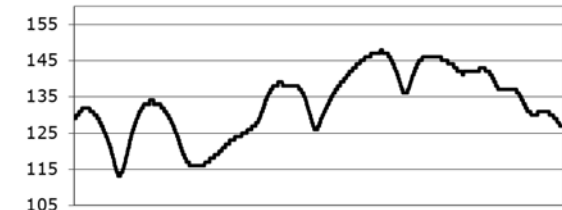


SPORTS TIMING

TIMING SOLUTIONS LTD



Circuit Altitude (m)



Length	2.4332 miles	3916.0 m	
FL		51.36032 N	0.26032 E
I1	1116m	51.35934 N	0.25955 E
I2	1796m	51.35628 N	0.22660 E
I3	2928m	51.35532 N	0.26250 E
Pit Entry	3646m	51.35911 N	0.25743 E
Pit Exit	83m after FL	51.36017 N	0.26051 E
Pit Entry–Pit Exit 332m, 19.9s @60kph, 14.9s @80kph			

Lap Records		Best Sector Information							
		Sector 1 (FL - I1)	I1 Trap (mph)	Sector 2 (I1 - I2)	I2 Trap (mph)	Sector 3 (I2 - I3)	I3 Trap (mph)	Sector 4 (I3 - FL)	F/L Trap (mph)
Superbike	1:24.873	26.954	131.5	14.528	169.8	23.022	102.4	19.625	166.9
Supersport	1:27.675	27.760	123.3	15.236	156.7	23.473	101.2	20.607	156.8
Superstock 1000	1:27.160	27.706	126.8	14.946	164.0	23.533	100.6	20.299	162.1
Superstock 600	1:29.845	28.321	119.6	15.580	153.5	23.915	100.4	20.969	149.8
Motostar	1:32.033	28.852	108.8	16.766	135.0	24.170	100.7	22.040	131.8
F1 Sidecar	1:30.366	28.364	117.7	16.023	148.1	23.456	102.4	21.476	142.7
Ducati Cup	1:30.543	28.510	120.4	15.660	153.5	24.351	97.6	21.083	149.4
Junior Supersport	To Be Est	N/A	N/A	N/A	N/A	N/A	N/A	N/A	N/A

All results available at www.tsl-timing.com

FREE PRACTICE 1 - CLASSIFICATION

POS	NO	NAME	ENTRY	TIME	ON	LAPS	GAP	DIFF	MPH
1	41	Milo WARD	Kawasaki - G & S Racing	1:31.711	11	14			95.51
2	10	Joe SHELDON-SHAW	Kawasaki - Via Moto Racing	1:31.895	10	13	0.184	0.184	95.32
3	21	Ryan VICKERS	Yamaha - Mototechniks Yamaha	1:31.990	13	14	0.279	0.095	95.22
4	58	Cameron LEE	Yamaha - Allied Motorsport	1:32.042	10	15	0.331	0.052	95.17
5	69	Caolán IRWIN	Yamaha - Irwin Racing	1:32.232	14	14	0.521	0.190	94.97
6	75	Korie McGREEVY	Triumph - Century Racing	1:32.318	12	14	0.607	0.086	94.88
7	5	Aaron CLARKE	Yamaha - Draper Racing	1:32.435	14	14	0.724	0.117	94.76
8	9	Aaron CLIFFORD	Yamaha - Clifford Racing	1:32.516	15	15	0.805	0.081	94.68
9	99	Ben LUXTON	Kawasaki - G & S Racing	1:32.706	12	14	0.995	0.190	94.49
10	16	Luke HOPKINS	Yamaha - Hopkins Racing	1:32.938	13	16	1.227	0.232	94.25
11	55	Kevin KEYES	Kawasaki - Team #109	1:32.965	9	9	1.254	0.027	94.22
12	32	Mark PIPER	Yamaha - Pied Piper Racing	1:33.041	15	16	1.330	0.076	94.15
13	8	Grant NEWSTEAD	Yamaha - Morgan Price / Tinklers Racing	1:33.677	11	12	1.966	0.636	93.51
14	42	Sam HOLME	Yamaha - Everquip Racing	1:33.992	11	14	2.281	0.315	93.19
15	3	Mark CLAYTON	Yamaha - KSM Racing	1:34.056	13	14	2.345	0.064	93.13
16	57	Charlie MORRIS	Suzuki - M Motorsport Racing	1:34.102	15	15	2.391	0.046	93.08
17	6	Conor WHEELER	Yamaha - Conor Wheeler Racing	1:34.149	7	14	2.438	0.047	93.04
18	26	Adam HARTGROVE	Yamaha - Adam Hartgrove Racing	1:34.230	12	12	2.519	0.081	92.96
19	19	James ALDERSON	Triumph - R Alderson & Sons Racing	1:34.419	10	11	2.708	0.189	92.77
20	17	Josh WOOD	Kawasaki - Wood Racing	1:34.723	12	12	3.012	0.304	92.47
21	46	Harry ROWLINGS	Triumph - BER / Steve Jordan Motorcycles	1:34.840	12	12	3.129	0.117	92.36
22	7	Aaron WRIGHT	Yamaha - Jezaro.com	1:34.948	12	12	3.237	0.108	92.25
23	71	Charlie FARRER	Yamaha - Paul Veazey Racing	1:35.078	11	11	3.367	0.130	92.13
24	66	Cameron FRASER	Yamaha - Jones Dorling Racing	1:35.216	15	15	3.505	0.138	91.99
25	44	Ewan POTTER	Yamaha - Jones Dorling Racing	1:35.259	11	13	3.548	0.043	91.95
26	31	Alex WOOD	Yamaha - Paul Veazey Racing	1:35.270	8	14	3.559	0.011	91.94
27	77	Matty WHELAN	MV Agusta - Blueline Bennetts MV Agusta	1:35.652	14	14	3.941	0.382	91.58
28	27	Jamie ASHBY	Yamaha - JPA Racing / Davison Transport	1:36.669	7	15	4.958	1.017	90.61
29	4	Connor MOODY	Kawasaki - Steelmate Racing	1:37.759	10	12	6.048	1.090	89.60
30	91	Kaine SHERIFF	Yamaha - Sheriff Racing	1:37.868	14	15	6.157	0.109	89.50
31	47	Angus GOUGH	Yamaha - G Fab Racing	1:38.087	11	12	6.376	0.219	89.30
32	2	TJ TOMS	Kawasaki - Squidge Racing	1:38.910	2	3	7.199	0.823	88.56

QUALIFYING LAPTIME (110.0% of 1:31.711) = 1:40.882

Weather / Track : Sunny / Dry

These results are provisional until the conclusion of any judicial and technical matters.

Brands Hatch GP

Circuit Length = 2.4332 miles

Start: 09:00 Flag 09:25 End: 09:27

Race Director :	Stewards :	Timekeeper :
-----------------	------------	--------------

Results can be found at www.britishsuperbike.com

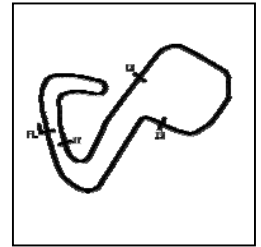
Printed - 09:27 Friday, 20 July 2018

MCRCB BULLETIN TK002

2018 Bennetts British Superbike Championship - Round 6

2018 Pirelli National Superstock 600 Championship with Black Horse

FREE PRACTICE 1 - SECTOR ANALYSIS



SECTOR 1 = FL to I1, SECTOR 2 = I1 to I2 SECTOR 3 = I2 to I3, SECTOR 4 = I3 to FL, DIFF = Difference To Personal Best Lap, P = Crossed Finish Line in Pit Lane, D = Time Disallowed

P1 41		Milo WARD						Kawasaki - G & S Racing				
IDEAL LAP TIME : 1:31.474		BEST LAP TIME : 1:31.711						DIFFERENCE : 0.237				
LAP	SECTOR 1	SECTOR 2		SECTOR 3		SECTOR 4		LAP TIME	MPH	DIFF	TIME OF DAY	
1 -	OUTLAP	95.7	17.498	119.8	26.868	80.1	23.126	135.2	1:40.901	86.81	9.190	09:02:20.424
2 -	30.910	104.5	16.928	137.5	25.948	84.0	22.445	136.6	1:36.231	91.02	4.520	09:03:56.655
3 -	29.933	106.5	16.534	138.0	25.785	85.7	22.113	136.6	1:34.365	92.82	2.654	09:05:31.020
4 -	30.439	103.8	16.819	140.9	25.133	88.1	21.969	138.0	1:34.360	92.83	2.649	09:07:05.380
5 -	29.293	107.2	16.689	140.9	25.971	88.3	22.109	136.9	1:34.062	93.12	2.351	09:08:39.442
6 -	29.371	108.9	16.414	143.0	24.976	90.1	21.801	138.6	1:32.562	94.63	0.851	09:10:12.004
7 -	32.921	83.0					IN PIT		4:05.870	P 35.62	2:34.159	09:14:17.874
8 -	OUTLAP	104.5	16.674	140.6	25.349	88.8	22.031	137.7	1:39.951	87.64	8.240	09:15:57.825
9 -	29.424	109.2	16.450	141.8	24.819	91.8	21.869	137.5	1:32.562	94.63	0.851	09:17:30.387
10 -	28.961	108.4	16.359	143.0	24.799	90.6	21.723	138.3	1:31.842	(2) 95.37	0.131	09:19:02.229
11 -	28.907	108.5	16.332	144.0	24.571	88.8	21.901	137.7	1:31.711	(1) 95.51		09:20:33.940
12 -	28.933	109.1	16.416	142.7	24.859	87.7	21.868	139.8	1:32.076	(3) 95.13	0.365	09:22:06.016
13 -	28.945	109.1	16.363	144.0	25.389	82.9	22.053	138.9	1:32.750	94.44	1.039	09:23:38.766
14 -	29.525	109.8	16.273	143.3	25.689	86.3	22.351	133.9	1:33.838	93.35	2.127	09:25:12.604

P2 10		Joe SHELDON-SHAW						Kawasaki - Via Moto Racing				
IDEAL LAP TIME : 1:31.751		BEST LAP TIME : 1:31.895						DIFFERENCE : 0.144				
LAP	SECTOR 1	SECTOR 2		SECTOR 3		SECTOR 4		LAP TIME	MPH	DIFF	TIME OF DAY	
1 -	OUTLAP	101.0	17.180	134.4	26.112	82.0	22.206	136.3	1:40.069	87.53	8.174	09:01:43.396
2 -	30.452	107.2	16.706	133.1	26.185	86.4	21.995	136.6	1:35.338	91.88	3.443	09:03:18.734
3 -	29.789	110.3	16.527	138.6	25.183	89.7	21.840	137.2	1:33.339	93.84	1.444	09:04:52.073
4 -	29.610	112.7	16.465	140.3	24.946	89.4	21.718	137.7	1:32.739	94.45	0.844	09:06:24.812
5 -	29.131	111.1	16.530	141.2	24.914	91.0	21.677	138.0	1:32.252	94.95	0.357	09:07:57.064
6 -	29.466	110.0	16.490	141.8	24.925	88.4	21.756	137.7	1:32.637	94.56	0.742	09:09:29.701
7 -	29.604	109.8	16.594	140.1	25.357	89.9	IN PIT		7:02.446	P 20.73	5:30.551	09:16:32.147
8 -	OUTLAP	105.5	16.688	131.5	25.723	87.8	21.912	136.6	1:35.375	91.84	3.480	09:18:07.522
9 -	29.470	112.5	16.529	140.6	24.979	88.8	21.755	136.9	1:32.733	94.46	0.838	09:19:40.255
10 -	29.213	110.5	16.276	141.8	24.797	90.9	21.609	137.5	1:31.895	(1) 95.32		09:21:12.150
11 -	29.147	112.2	16.346	143.0	24.785	90.4	21.664	138.6	1:31.942	(2) 95.27	0.047	09:22:44.092
12 -	29.213	112.5	16.401	143.0	24.735	91.9	21.729	138.3	1:32.078	(3) 95.13	0.183	09:24:16.170
13 -	29.420	105.0	16.719	143.7	24.963	91.0	21.903	134.7	1:33.005	94.18	1.110	09:25:49.175

P3 21		Ryan VICKERS						Yamaha - Mototechniks Yamaha				
IDEAL LAP TIME : 1:31.591		BEST LAP TIME : 1:31.990						DIFFERENCE : 0.399				
LAP	SECTOR 1	SECTOR 2		SECTOR 3		SECTOR 4		LAP TIME	MPH	DIFF	TIME OF DAY	
1 -	OUTLAP	94.1	17.990	132.1	27.177	80.3	23.176	140.9	1:42.941	85.09	10.951	09:01:55.812
2 -	31.604	97.6	17.176	134.2	26.715	87.7	21.957	143.3	1:37.452	89.88	5.462	09:03:33.264
3 -	30.134	107.8	16.595	144.9	25.564	85.9	21.996	141.5	1:34.289	92.90	2.299	09:05:07.553
4 -	29.883	112.2	16.540	146.5	25.155	93.0	23.286	140.6	1:34.864	92.34	2.874	09:06:42.417
5 -	29.892	106.1	20.592	106.8	31.024	63.4	23.869	140.3	1:45.377	83.12	13.387	09:08:27.794
6 -	29.705	105.3	16.887	145.5	25.203	88.5	21.794	140.9	1:33.589	93.59	1.599	09:10:01.383
7 -	29.622	111.2	16.386	146.8	25.131	88.4	21.727	141.8	1:32.866	94.32	0.876	09:11:34.249
8 -	30.282	108.4	16.698	144.3	25.050	84.0	IN PIT		4:14.583	P 34.40	2:42.593	09:15:48.832
9 -	OUTLAP	104.6	18.535	120.4	25.889	89.9	22.025	140.1	1:39.031	88.45	7.041	09:17:27.863
10 -	29.572	110.3	16.404	146.5	24.933	92.8	21.683	140.9	1:32.592	94.60	0.602	09:19:00.455
11 -	29.022	112.4	16.546	146.5	24.980	91.9	21.608	140.9	1:32.156	(2) 95.05	0.166	09:20:32.611
12 -	28.947	113.5	16.239	144.9	25.714	90.1	21.651	141.2	1:32.551	94.64	0.561	09:22:05.162
13 -	29.030	111.2	16.275	147.8	25.043	92.9	21.642	140.6	1:31.990	(1) 95.22		09:23:37.152
14 -	29.153	112.9	16.619	146.2	24.797	91.3	21.713	140.6	1:32.282	(3) 94.92	0.292	09:25:09.434

P4 58		Cameron LEE						Yamaha - Allied Motorsport				
IDEAL LAP TIME : 1:31.877		BEST LAP TIME : 1:32.042						DIFFERENCE : 0.165				
LAP	SECTOR 1	SECTOR 2		SECTOR 3		SECTOR 4		LAP TIME	MPH	DIFF	TIME OF DAY	
1 -	31.349	102.7	16.721	132.8	25.982	85.1	22.132	142.1	1:36.184	91.07	4.142	09:03:26.087
2 -	30.619	106.3	16.533	140.9	25.949	80.3	22.069	143.3	1:35.170	92.04	3.128	09:05:01.257
3 -	30.138	107.3	16.571	144.9	25.339	83.7	21.855	141.8	1:33.903	93.28	1.861	09:06:35.160
4 -	30.078	102.6	16.515	138.6	25.454	89.1	21.756	141.8	1:33.803	93.38	1.761	09:08:08.963

Weather / Track : Sunny / Dry

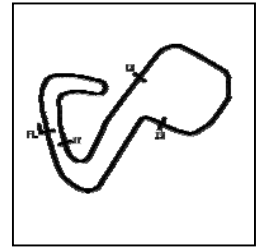
Brands Hatch GP
Circuit Length = 2.4332 miles
Start: 09:00 Flag 09:25 End: 09:27

MCRCB BULLETIN TK002

2018 Bennetts British Superbike Championship - Round 6

2018 Pirelli National Superstock 600 Championship with Black Horse

FREE PRACTICE 1 - SECTOR ANALYSIS



SECTOR 1 = FL to I1, SECTOR 2 = I1 to I2 SECTOR 3 = I2 to I3, SECTOR 4 = I3 to FL, DIFF = Difference To Personal Best Lap, P = Crossed Finish Line in Pit Lane, D = Time Disallowed

5 -	29.612	107.0	16.540	144.3	24.988	90.9	21.767	142.7	1:32.907	94.28	0.865	09:09:41.870
6 -	29.659	109.1	16.542	145.8	25.157	91.4	21.894	140.6	1:33.252	93.93	1.210	09:11:15.122
7 -	29.597	104.3	16.373	143.7	25.098	88.8	21.824	140.1	1:32.892	94.30	0.850	09:12:48.014
8 -	29.373	108.2	16.315	146.2	24.886	88.1	21.854	140.6	1:32.428	94.77	0.386	09:14:20.442
9 -	29.401	105.8	16.290	146.5	24.959	88.6	21.730	141.2	1:32.380 (3)	94.82	0.338	09:15:52.822
10 -	29.305	105.5	16.299	146.8	24.807	88.8	21.631	140.9	1:32.042 (1)	95.17		09:17:24.864
11 -	29.459	106.8	16.346	147.1	24.963	87.2	21.631	140.9	1:32.399	94.80	0.357	09:18:57.263
12 -	29.359	108.9	16.134	146.8	25.328	83.4	IN PIT		2:40.835 P	54.46	1:08.793	09:21:38.098
13 -	OUTLAP	106.8	16.585	146.5	25.025	93.3	22.121	140.9	1:36.349	90.91	4.307	09:23:14.447
14 -	29.592	108.0	16.540	145.8	24.821	89.2	21.685	142.7	1:32.638	94.55	0.596	09:24:47.085
15 -	29.320	107.5	16.343	145.5	24.911	87.1	21.692	142.4	1:32.266 (2)	94.94	0.224	09:26:19.351

P5	69	Caolán IRWIN				Yamaha - Irwin Racing						
IDEAL LAP TIME : 1:32.202		BEST LAP TIME : 1:32.232				DIFFERENCE : 0.030						
LAP	SECTOR 1	SECTOR 2	SECTOR 3	SECTOR 4	LAP TIME	MPH	DIFF	TIME OF DAY				
1 -	OUTLAP	97.9	17.595	124.2	28.590	81.9	22.851	140.1	1:44.304	83.98	12.072	09:01:48.464
2 -	31.224	101.8	17.015	132.8	25.992	82.4	22.190	140.3	1:36.421	90.84	4.189	09:03:24.885
3 -	30.439	102.9	16.687	128.3	26.354	83.1	22.168	142.1	1:35.648	91.58	3.416	09:05:00.533
4 -	29.786	104.5	16.579	135.5	25.537	82.6	22.091	140.6	1:33.993	93.19	1.761	09:06:34.526
5 -	38.471	85.3	17.279	127.0	31.933	69.6	24.417	140.6	1:52.100	78.14	19.868	09:08:26.626
6 -	30.224	105.5	16.550	140.9	25.301	89.5	22.120	140.3	1:34.195	92.99	1.963	09:10:00.821
7 -	29.637	107.0	16.418	144.9	25.203	90.3	21.826	140.3	1:33.084	94.10	0.852	09:11:33.905
8 -	34.193	75.2					IN PIT		4:52.679 P	29.92	3:20.447	09:16:26.584
9 -	OUTLAP	101.3	16.937	141.2	25.378	90.8	21.790	141.5	1:41.792	86.05	9.560	09:18:08.376
10 -	29.484	108.0	16.376	142.1	25.183	88.6	21.799	140.9	1:32.842	94.35	0.610	09:19:41.218
11 -	29.480	108.2	16.245	145.8	25.083	91.1	21.799	139.8	1:32.607 (3)	94.59	0.375	09:21:13.825
12 -	29.424	108.2	16.306	145.8	24.963	91.5	21.765	140.1	1:32.458 (2)	94.74	0.226	09:22:46.283
13 -	34.818	105.3	19.849	142.1	25.153	86.0	22.047	141.2	1:41.867	85.99	9.635	09:24:28.150
14 -	29.299	107.8	16.275	144.9	24.951	88.6	21.707	141.8	1:32.232 (1)	94.97		09:26:00.382

P6	75	Korie McGREEVY				Triumph - Century Racing						
IDEAL LAP TIME : 1:32.318		BEST LAP TIME : 1:32.318				DIFFERENCE : 0.000						
LAP	SECTOR 1	SECTOR 2	SECTOR 3	SECTOR 4	LAP TIME	MPH	DIFF	TIME OF DAY				
1 -	OUTLAP	83.5	18.268	121.3	28.588	74.4	23.875	136.6	1:47.773	81.28	15.455	09:01:51.221
2 -	32.447	90.5	17.430	127.8	26.871	83.3	22.723	139.2	1:39.471	88.06	7.153	09:03:30.692
3 -	31.231	95.5	16.849	132.1	25.857	86.7	22.836	138.3	1:36.773	90.51	4.455	09:05:07.465
4 -	30.170	101.5	16.472	138.6	25.225	88.3	22.861	140.1	1:34.728	92.47	2.410	09:06:42.193
5 -	30.365	102.2	17.410	126.1	29.029	83.7	24.151	139.8	1:40.955	86.76	8.637	09:08:23.148
6 -	29.626	103.0	16.399	140.3	25.149	87.6	22.203	140.1	1:33.377 (3)	93.81	1.059	09:09:56.525
7 -	29.682	108.9	16.296	138.3	25.616	84.8	21.861	139.8	1:33.455	93.73	1.137	09:11:29.980
8 -	29.481	104.5	16.456	138.6	30.079	77.4	IN PIT		3:31.162 P	41.48	1:58.844	09:15:01.142
9 -	OUTLAP	90.8	17.973	127.5	26.711	77.7	23.282	140.3	1:43.126	84.94	10.808	09:16:44.268
10 -	29.613	106.3	16.398	139.5	25.836	82.3	22.131	139.5	1:33.978	93.21	1.660	09:18:18.246
11 -	29.458	106.5	16.439	138.9	25.042	89.3	21.833	140.1	1:32.772 (2)	94.42	0.454	09:19:51.018
12 -	29.348	107.3	16.251	141.5	24.937	92.1	21.782	140.3	1:32.318 (1)	94.88		09:21:23.336
13 -	32.343	93.9	17.928	122.6	29.234	80.2	IN PIT		2:48.066 P	52.12	1:15.748	09:24:11.402
14 -	OUTLAP	95.3	17.032	127.5	26.694	83.8	22.853	134.2	1:40.325	87.31	8.007	09:25:51.727

P7	5	Aaron CLARKE				Yamaha - Draper Racing						
IDEAL LAP TIME : 1:32.316		BEST LAP TIME : 1:32.435				DIFFERENCE : 0.119						
LAP	SECTOR 1	SECTOR 2	SECTOR 3	SECTOR 4	LAP TIME	MPH	DIFF	TIME OF DAY				
1 -	OUTLAP	96.9	17.371	140.9	26.701	79.5	23.281	137.2	1:39.539	88.00	7.104	09:02:04.300
2 -	30.903	108.0	16.701	142.1	25.878	91.5	22.708	138.9	1:36.190	91.06	3.755	09:03:40.490
3 -	30.271	110.0	16.731	144.9	25.881	84.5	IN PIT		2:10.101 P	67.33	37.666	09:05:50.591
4 -	OUTLAP	110.0	16.735	144.6	25.421	89.8	22.081	140.3	1:34.405	92.79	1.970	09:07:24.996
5 -	30.035	108.9	16.522	146.5	25.521	92.5	22.191	139.2	1:34.269	92.92	1.834	09:08:59.265
6 -	29.599	113.5	16.386	144.3	25.550	88.5	22.382	138.3	1:33.917	93.27	1.482	09:10:33.182
7 -	29.595	114.1	16.462	145.2	25.247	91.6	21.945	138.9	1:33.249	93.94	0.814	09:12:06.431
8 -	29.581	113.9	16.434	144.6	24.975	88.7	21.956	138.9	1:32.946 (3)	94.24	0.511	09:13:39.377
9 -	29.387	114.7	16.304	144.6	24.964	91.4	21.943	139.8	1:32.598 (2)	94.60	0.163	09:15:11.975
10 -	29.547	110.7	16.639	142.4	25.858	85.3	IN PIT		4:30.071 P	32.43	2:57.636	09:19:42.046
11 -	OUTLAP	109.2	16.644	143.7	25.343	91.8	22.029	138.3	1:35.014	92.19	2.579	09:21:17.060

Brands Hatch GP
Circuit Length = 2.4332 miles
Start: 09:00 Flag 09:25 End: 09:27

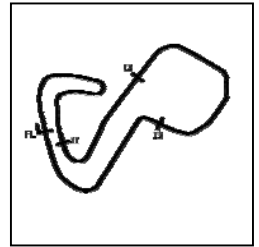
Weather / Track : Sunny / Dry

MCRCB BULLETIN TK002

2018 Bennetts British Superbike Championship - Round 6

2018 Pirelli National Superstock 600 Championship with Black Horse

FREE PRACTICE 1 - SECTOR ANALYSIS



SECTOR 1 = FL to I1, SECTOR 2 = I1 to I2 SECTOR 3 = I2 to I3, SECTOR 4 = I3 to FL, DIFF = Difference To Personal Best Lap, P = Crossed Finish Line in Pit Lane, D = Time Disallowed

12 -	29.528	114.5	16.307	141.8	25.470	88.3	22.213	138.9	1:33.518	93.67	1.083	09:22:50.578
13 -	29.464	114.1	16.371	145.2	25.339	93.0	21.994	138.9	1:33.168	94.02	0.733	09:24:23.746
14 -	29.199	115.5	16.314	144.6	25.073	93.3	21.849	139.2	1:32.435 (1)	94.76		09:25:56.181

P8 9		Aaron CLIFFORD				Yamaha - Clifford Racing						
IDEAL LAP TIME : 1:32.425		BEST LAP TIME : 1:32.516				DIFFERENCE : 0.091						
LAP	SECTOR 1	SECTOR 2		SECTOR 3		SECTOR 4		LAP TIME	MPH	DIFF	TIME OF DAY	
1 -	OUTLAP	81.6	21.166	99.8	32.031	71.6	26.961	105.6	1:57.785	74.37	25.269	09:02:29.029
2 -		36.775	85.2	19.951	100.1	34.230	73.8	25.438	119.1	1:56.394	23.878	09:04:25.423
3 -		33.396	92.3	18.073	116.9	28.326	79.2	23.520	133.1	1:43.315	10.799	09:06:08.738
4 -		31.824	94.5	17.519	128.3	27.267	82.0	23.019	138.0	1:39.629	7.113	09:07:48.367
5 -		30.829	105.5	17.077	133.9	25.993	84.7	22.545	139.2	1:36.444	3.928	09:09:24.811
6 -		30.718	104.2	17.161	139.2	25.481	87.9	IN PIT	3:00.280	P	1:27.764	09:12:25.091
7 -	OUTLAP	106.6	16.793	139.2	25.415	93.3	22.168	138.9	1:36.967	90.33	4.451	09:14:02.058
8 -		29.874	108.7	16.515	140.3	25.105	87.9	21.904	139.8	1:33.398	0.882	09:15:35.456
9 -		29.699	105.5	16.522	143.0	25.235	90.6	21.926	139.8	1:33.382	0.866	09:17:08.838
10 -		29.799	111.4	16.399	143.7	25.079	90.9	21.800	139.5	1:33.077	0.561	09:18:41.915
11 -		29.672	111.1	16.474	144.6	25.172	88.0	22.549	137.5	1:33.867	1.351	09:20:15.782
12 -		29.592	110.5	16.409	143.7	24.773	90.8	21.919	139.8	1:32.693	(2)	09:21:48.475
13 -	29.489	113.5	16.411	143.0	24.977	89.0	21.973	141.8	1:32.850	(3)	0.334	09:23:21.325
14 -		30.596	111.1	16.501	143.7	25.000	91.3	21.992	139.8	1:34.089	1.573	09:24:55.414
15 -		29.564	110.9	16.364	145.5	24.789	89.4	21.799	140.6	1:32.516 (1)	94.68	09:26:27.930

P9 99		Ben LUXTON				Kawasaki - G & S Racing						
IDEAL LAP TIME : 1:32.547		BEST LAP TIME : 1:32.706				DIFFERENCE : 0.159						
LAP	SECTOR 1	SECTOR 2		SECTOR 3		SECTOR 4		LAP TIME	MPH	DIFF	TIME OF DAY	
1 -	OUTLAP	92.4	18.230	132.6	27.868	76.1	23.103	139.5	1:45.117	83.33	12.411	09:01:50.641
2 -		30.962	98.2	17.176	135.8	25.772	84.4	22.294	140.3	1:36.204	3.498	09:03:26.845
3 -		30.103	104.8	16.621	135.5	25.866	80.7	22.339	141.2	1:34.929	2.223	09:05:01.774
4 -		30.226	104.0	16.576	137.2	25.640	81.1	22.094	140.3	1:34.536	1.830	09:06:36.310
5 -		29.862	105.6	16.722	134.4	25.453	85.2	21.941	141.2	1:33.978	1.272	09:08:10.288
6 -		29.616	106.0	16.413	140.3	25.251	85.1	21.929	141.5	1:33.209	0.503	09:09:43.497
7 -		29.706	105.6	16.412	144.6	25.113	87.6	21.832	140.3	1:33.063	0.357	09:11:16.560
8 -		29.551	108.2	16.411	144.0	25.143	86.9	21.804	140.1	1:32.909	(2)	09:12:49.469
9 -		29.469	112.4	16.599	144.6	25.011	92.5	IN PIT	5:19.271	P	3:46.565	09:18:08.740
10 -	OUTLAP	99.8	17.458	132.8	25.691	89.1	22.397	139.2	1:38.840	88.62	6.134	09:19:47.580
11 -		29.792	105.1	16.550	140.9	25.392	86.3	21.973	140.1	1:33.707	1.001	09:21:21.287
12 -	29.402	106.6	16.381	144.3	25.126	87.2	21.797	141.2	1:32.706 (1)	94.49		09:22:53.993
13 -		29.558	105.3	16.471	143.3	25.242	85.0	22.107	140.3	1:33.378	0.672	09:24:27.371
14 -		29.520	107.7	16.473	144.3	24.967	90.0	21.982	140.3	1:32.942	(3)	09:26:00.313

P10 16		Luke HOPKINS				Yamaha - Hopkins Racing						
IDEAL LAP TIME : 1:32.938		BEST LAP TIME : 1:32.938				DIFFERENCE : 0.000						
LAP	SECTOR 1	SECTOR 2		SECTOR 3		SECTOR 4		LAP TIME	MPH	DIFF	TIME OF DAY	
1 -	OUTLAP	96.8	17.696	116.7	28.512	72.3	23.444	129.5	1:45.529	83.00	12.591	09:01:55.086
2 -		32.975	92.8	17.527	122.2	27.365	73.8	23.108	137.5	1:40.975	8.037	09:03:36.061
3 -		31.385	100.3	17.100	120.4	27.731	71.3	IN PIT	2:09.463	P	36.525	09:05:45.524
4 -	OUTLAP	105.5	17.038	128.3	26.136	85.9	22.405	139.8	1:38.986	88.49	6.048	09:07:24.510
5 -		30.254	107.5	16.604	142.4	26.385	84.0	22.162	139.5	1:35.405	91.81	09:08:59.915
6 -		30.140	104.2	16.468	140.9	25.424	84.0	22.017	141.8	1:34.049	93.14	09:10:33.964
7 -		29.992	109.2	16.341	141.5	25.466	86.5	21.950	139.8	1:33.749	93.43	09:12:07.713
8 -		29.911	106.5	16.336	145.5	25.664	86.3	22.005	138.9	1:33.916	93.27	09:13:41.629
9 -		29.568	108.4	16.381	143.0	25.275	86.5	21.953	140.1	1:33.177	(2)	09:15:14.806
10 -		29.655	110.5	16.402	144.3	25.434	88.6	22.085	139.8	1:33.576	93.61	09:16:48.382
11 -		29.823	105.5	16.625	141.8	25.413	85.4	22.071	139.8	1:33.932	93.25	09:18:22.314
12 -		29.618	107.8	16.453	140.3	25.415	87.9	21.989	139.5	1:33.475	(3)	09:19:55.789
13 -	29.562	107.7	16.333	140.9	25.223	88.3	21.820	141.2	1:32.938 (1)	94.25		09:21:28.727
14 -		29.910	107.3	16.442	144.0	25.492	86.7	22.171	140.3	1:34.015	93.17	09:23:02.742
15 -		29.721	106.3	16.507	140.1	25.537	82.7	22.030	138.9	1:33.795	93.39	09:24:36.537
16 -		29.803	108.4	16.501	141.5	25.595	85.5	21.956	139.8	1:33.855	93.33	09:26:10.392

Weather / Track : Sunny / Dry

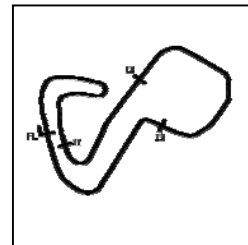
Brands Hatch GP
Circuit Length = 2.4332 miles
Start: 09:00 Flag 09:25 End: 09:27

MCRCB BULLETIN TK002

2018 Bennetts British Superbike Championship - Round 6

2018 Pirelli National Superstock 600 Championship with Black Horse

FREE PRACTICE 1 - SECTOR ANALYSIS



SECTOR 1 = FL to I1, SECTOR 2 = I1 to I2 SECTOR 3 = I2 to I3, SECTOR 4 = I3 to FL, DIFF = Difference To Personal Best Lap, P = Crossed Finish Line in Pit Lane, D = Time Disallowed

P11 55		Kevin KEYES				Kawasaki - Team #109			
IDEAL LAP TIME :		BEST LAP TIME : 1:32.965		DIFFERENCE :					
LAP	SECTOR 1	SECTOR 2	SECTOR 3	SECTOR 4	LAP TIME	MPH	DIFF	TIME OF DAY	
1 -					1:36.124	91.13	3.159	09:03:24.312	
2 -					1:35.692	91.54	2.727	09:05:00.004	
3 -					1:34.428	92.76	1.463	09:06:34.432	
4 -					1:33.639 (3)	93.54	0.674	09:08:08.071	
5 -					1:33.648	93.54	0.683	09:09:41.719	
6 -					10:41.301	13.65	9:08.336	09:20:23.020	
7 -					1:33.574 (2)	93.61	0.609	09:21:56.594	
8 -					1:33.829	93.35	0.864	09:23:30.423	
9 -					1:32.965 (1)	94.22		09:25:03.388	

P12 32		Mark PIPER				Yamaha - Pied Piper Racing						
IDEAL LAP TIME : 1:32.915		BEST LAP TIME : 1:33.041		DIFFERENCE : 0.126								
LAP	SECTOR 1	SECTOR 2	SECTOR 3	SECTOR 4	LAP TIME	MPH	DIFF	TIME OF DAY				
1 -	OUTLAP	90.8	17.414	133.1	27.260	78.3	23.141	138.6	1:43.175	84.90	10.134	09:01:48.312
2 -	31.178	102.2	17.010	142.4	25.972	86.8	22.111	139.2	1:36.271	90.99	3.230	09:03:24.583
3 -	30.572	102.4	16.698	138.6	26.226	86.5	22.243	140.3	1:35.739	91.49	2.698	09:05:00.322
4 -	30.424	102.6	16.613	143.0	25.596	86.4	21.927	141.8	1:34.560	92.63	1.519	09:06:34.882
5 -	30.148	101.8	16.789	136.3	25.958	86.7	21.867	141.8	1:34.762	92.44	1.721	09:08:09.644
6 -	29.857	105.3	16.563	144.6	25.366	88.1	21.943	140.6	1:33.729 (3)	93.45	0.688	09:09:43.373
7 -	30.314	103.7	16.609	145.5	25.572	84.2	21.774	140.6	1:34.269	92.92	1.228	09:11:17.642
8 -	30.803	100.9	16.898	144.9	25.618	85.0	22.115	139.5	1:35.434	91.78	2.393	09:12:53.076
9 -	29.997	101.6	17.044	142.1	25.901	86.3	21.990	139.8	1:34.932	92.27	1.891	09:14:28.008
10 -	29.887	103.5	16.583	143.7	25.456	85.8	21.895	140.9	1:33.821	93.36	0.780	09:16:01.829
11 -	29.655	105.1	16.521	145.2	25.318	89.8	21.646	139.5	1:33.140 (2)	94.05	0.099	09:17:34.969
12 -	30.337	100.3	17.254	135.0	26.006	86.4	21.983	140.9	1:35.580	91.64	2.539	09:19:10.549
13 -	29.956	106.3	16.556	139.8	25.638	88.7	21.861	140.6	1:34.011	93.17	0.970	09:20:44.560
14 -	29.900	107.0	17.046	143.7	25.865	85.0	21.845	140.9	1:34.656	92.54	1.615	09:22:19.216
15 -	29.517	107.0	16.577	145.2	25.231	87.9	21.716	141.2	1:33.041 (1)	94.15		09:23:52.257
16 -	30.205	104.3	16.584	145.2	25.343	88.0	21.834	133.6	1:33.966	93.22	0.925	09:25:26.223

P13 8		Grant NEWSTEAD				Yamaha - Morgan Price / Tinklers Racing						
IDEAL LAP TIME : 1:33.593		BEST LAP TIME : 1:33.677		DIFFERENCE : 0.084								
LAP	SECTOR 1	SECTOR 2	SECTOR 3	SECTOR 4	LAP TIME	MPH	DIFF	TIME OF DAY				
1 -	OUTLAP	100.1	17.773	136.6	27.910	75.2	23.429	137.7	1:42.556	85.41	8.879	09:02:30.415
2 -	31.590	107.2	17.048	141.5	26.906	80.2	22.830	138.9	1:38.374	89.04	4.697	09:04:08.789
3 -	30.942	103.4	16.996	142.7	26.280	82.2	22.738	137.7	1:36.956	90.34	3.279	09:05:45.745
4 -	30.632	106.0	16.889	144.0	26.293	82.4	22.625	138.3	1:36.439	90.83	2.762	09:07:22.184
5 -	30.384	109.1	16.667	143.7	26.000	86.1	22.456	139.2	1:35.507	91.71	1.830	09:08:57.691
6 -	30.377	106.1	16.792	143.0	28.443	83.5	IN PIT		6:59.832 P	20.86	5:26.155	09:15:57.523
7 -	OUTLAP	102.2	17.262	141.8	26.200	84.3	22.535	138.6	1:44.191	84.07	10.514	09:17:41.714
8 -	30.813	106.5	16.850	145.2	25.847	82.7	22.200	140.6	1:35.710	91.52	2.033	09:19:17.424
9 -	29.893	110.3	16.410	145.5	25.773	83.0	22.184	140.6	1:34.260 (3)	92.93	0.583	09:20:51.684
10 -	30.174	109.6	16.327	147.1	25.760	86.0	22.155	139.5	1:34.416	92.77	0.739	09:22:26.100
11 -	29.680	110.0	16.411	146.2	25.531	84.5	22.055	139.8	1:33.677 (1)	93.51		09:23:59.777
12 -	29.690	110.7	16.360	146.2	25.655	85.5	22.102	137.5	1:33.807 (2)	93.38	0.130	09:25:33.584

P14 42		Sam HOLME				Yamaha - Everquip Racing						
IDEAL LAP TIME : 1:33.696		BEST LAP TIME : 1:33.992		DIFFERENCE : 0.296								
LAP	SECTOR 1	SECTOR 2	SECTOR 3	SECTOR 4	LAP TIME	MPH	DIFF	TIME OF DAY				
1 -	OUTLAP	94.9	18.328	122.2	29.050	72.5	24.210	134.4	1:45.596	82.95	11.604	09:01:58.906
2 -	31.634	100.4	17.264	124.2	27.421	85.2	23.039	136.3	1:39.358	88.16	5.366	09:03:38.264
3 -	30.708	105.8	17.325	135.5	26.295	79.8	22.821	139.5	1:37.149	90.16	3.157	09:05:15.413
4 -	31.149	105.1	16.926	133.1	26.283	84.2	22.841	136.3	1:37.199	90.12	3.207	09:06:52.612
5 -	30.924	104.6	17.283	133.4	25.860	93.5	22.676	137.2	1:36.743	90.54	2.751	09:08:29.355
6 -	30.119	102.2	16.838	134.7	25.657	89.2	22.274	137.7	1:34.888	92.31	0.896	09:10:04.243
7 -	30.088	100.7	16.985	136.9	25.777	86.7	22.690	136.1	1:35.540	91.68	1.548	09:11:39.783
8 -	31.079	105.3	16.940	134.7	25.611	89.8	IN PIT		4:51.349 P	30.06	3:17.357	09:16:31.132

Weather / Track : Sunny / Dry

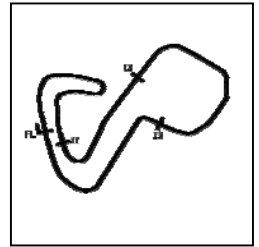
Brands Hatch GP
Circuit Length = 2.4332 miles
Start: 09:00 Flag 09:25 End: 09:27

MCRCB BULLETIN TK002

2018 Bennetts British Superbike Championship - Round 6

2018 Pirelli National Superstock 600 Championship with Black Horse

FREE PRACTICE 1 - SECTOR ANALYSIS



SECTOR 1 = FL to I1, SECTOR 2 = I1 to I2 SECTOR 3 = I2 to I3, SECTOR 4 = I3 to FL, DIFF = Difference To Personal Best Lap, P = Crossed Finish Line in Pit Lane, D = Time Disallowed

P18 26		Adam HARTGROVE				Yamaha - Adam Hartgrove Racing							
IDEAL LAP TIME : 1:34.155		BEST LAP TIME : 1:34.230				DIFFERENCE : 0.075							
LAP	SECTOR 1	SECTOR 2		SECTOR 3		SECTOR 4		LAP TIME	MPH	DIFF	TIME OF DAY		
1 -	OUTLAP	93.5	17.660	127.3	27.287	74.2	23.571	134.7	1:43.313	84.78	9.083	09:01:54.555	
2 -	31.518	97.2	17.214	129.5	26.888	82.0	22.623	138.6	1:38.243	89.16	4.013	09:03:32.798	
3 -	30.523	100.9	16.922	132.1	25.627	82.7	22.430	140.1	1:35.502	91.72	1.272	09:05:08.300	
4 -	30.001	101.5	16.678	132.8	25.693	82.6	IN PIT		4:32.986	P	32.08	2:58.756	09:09:41.286
5 -	OUTLAP	98.8	17.129	130.0	25.875	84.3	22.749	137.2	1:42.700	85.29	8.470	09:11:23.986	
6 -	30.304	100.7	16.871	134.7	26.016	82.1	22.303	139.5	1:35.494	91.73	1.264	09:12:59.480	
7 -	30.217	102.1	17.084	128.3	25.885	81.6	22.224	138.9	1:35.410	91.81	1.180	09:14:34.890	
8 -	30.003	101.8	16.770	132.3	25.565	83.1	22.127	139.2	1:34.465	(2)	92.73	0.235	09:16:09.355
9 -	32.181	95.8	17.462	126.8	26.723	77.4	IN PIT		4:43.614	P	30.88	3:09.384	09:20:52.969
10 -	OUTLAP	97.3	17.200	129.3	25.804	82.8	22.366	138.9	1:40.934	86.78	6.704	09:22:33.903	
11 -	30.082	105.5	16.900	137.2	25.361	84.6	22.150	139.8	1:34.493	(3)	92.70	0.263	09:24:08.396
12 -	30.066	102.6	16.674	137.2	25.353	85.8	22.137	139.8	1:34.230	(1)	92.96		09:25:42.626

P19 19		James ALDERSON				Triumph - R Alderson & Sons Racing							
IDEAL LAP TIME : 1:34.172		BEST LAP TIME : 1:34.419				DIFFERENCE : 0.247							
LAP	SECTOR 1	SECTOR 2		SECTOR 3		SECTOR 4		LAP TIME	MPH	DIFF	TIME OF DAY		
1 -	OUTLAP	99.8	18.110	121.3	29.745	69.5	IN PIT		6:39.199	P	21.94	5:04.780	09:06:45.059
2 -	OUTLAP	101.0	17.810	127.5	27.465	83.2	23.742	136.3	1:47.488	81.49	13.069	09:08:32.547	
3 -	31.679	108.0	17.194	135.0	26.678	83.7	23.032	137.5	1:38.583	88.85	4.164	09:10:11.130	
4 -	31.066	108.0	17.056	137.2	26.294	83.0	IN PIT		3:53.920	P	37.44	2:19.501	09:14:05.050
5 -	OUTLAP	103.5	17.261	137.5	26.149	91.5	22.965	138.6	1:41.698	86.13	7.279	09:15:46.748	
6 -	31.469	107.8	17.068	140.6	25.962	89.1	22.550	138.6	1:37.049	90.26	2.630	09:17:23.797	
7 -	30.600	104.0	16.862	143.3	25.461	90.3	22.375	138.9	1:35.298	91.92	0.879	09:18:59.095	
8 -	30.299	107.7	16.757	139.5	25.528	92.3	22.372	138.9	1:34.956	92.25	0.537	09:20:34.051	
9 -	30.081	108.4	16.699	144.0	25.615	90.8	22.309	138.6	1:34.704	(3)	92.49	0.285	09:22:08.755
10 -	30.170	109.4	16.637	144.0	25.452	92.0	22.160	140.1	1:34.419	(1)	92.77		09:23:43.174
11 -	29.964	100.0	17.078	144.3	25.411	92.9	22.229	138.3	1:34.682	(2)	92.51	0.263	09:25:17.856

P20 17		Josh WOOD				Kawasaki - Wood Racing							
IDEAL LAP TIME : 1:34.514		BEST LAP TIME : 1:34.723				DIFFERENCE : 0.209							
LAP	SECTOR 1	SECTOR 2		SECTOR 3		SECTOR 4		LAP TIME	MPH	DIFF	TIME OF DAY		
1 -	OUTLAP	96.9	17.819	132.6	28.856	79.0	23.389	138.0	1:46.969	81.89	12.246	09:03:21.603	
2 -	32.077	105.0	16.915	134.4	27.386	80.9	22.970	141.5	1:39.348	88.17	4.625	09:05:00.951	
3 -	31.254	106.8	16.828	139.5	26.196	81.5	22.448	141.8	1:36.726	90.56	2.003	09:06:37.677	
4 -	30.574	107.0	16.853	140.3	26.018	81.1	22.458	139.5	1:35.903	91.34	1.180	09:08:13.580	
5 -	30.449	107.3	16.653	141.5	25.903	83.9	22.259	140.6	1:35.264	91.95	0.541	09:09:48.844	
6 -	33.225	80.2					IN PIT		3:58.641	P	36.70	2:23.918	09:13:47.485
7 -	OUTLAP	100.0	17.354	138.9	26.548	80.9	22.543	139.2	1:46.193	82.48	11.470	09:15:33.678	
8 -	30.378	103.8	17.080	136.9	26.389	87.2	22.426	141.2	1:36.273	90.98	1.550	09:17:09.951	
9 -	30.115	106.3	16.631	138.9	26.067	84.7	22.417	141.5	1:35.230	(3)	91.98	0.507	09:18:45.181
10 -	30.150	106.8	16.658	139.2	25.681	84.6	22.471	139.2	1:34.960	(2)	92.24	0.237	09:20:20.141
11 -	30.268	108.4	16.565	140.3	26.021	76.9	22.462	140.6	1:35.316	91.90	0.593	09:21:55.457	
12 -	30.242	106.8	16.616	138.9	25.575	84.8	22.290	139.5	1:34.723	(1)	92.47		09:23:30.180

P21 46		Harry ROWLINGS				Triumph - BER / Steve Jordan Motorcycles							
IDEAL LAP TIME : 1:34.539		BEST LAP TIME : 1:34.840				DIFFERENCE : 0.301							
LAP	SECTOR 1	SECTOR 2		SECTOR 3		SECTOR 4		LAP TIME	MPH	DIFF	TIME OF DAY		
1 -	OUTLAP	89.8	17.958	125.6	29.333	69.9	23.810	128.5	1:46.162	82.51	11.322	09:01:54.482	
2 -	33.233	91.3	17.266	121.7	27.493	71.6	23.179	141.2	1:41.171	86.58	6.331	09:03:35.653	
3 -	31.443	96.6	17.311	120.9	26.787	78.9	IN PIT		3:51.804	P	37.78	2:16.964	09:07:27.457
4 -	OUTLAP	98.3	17.048	124.9	26.366	79.9	22.538	140.1	1:38.025	89.36	3.185	09:09:05.482	
5 -	30.689	101.8	16.931	133.6	25.836	81.1	22.184	140.1	1:35.640	91.59	0.800	09:10:41.122	
6 -	30.144	103.5	16.857	134.4	25.741	82.4	22.176	140.1	1:34.918	(2)	92.28	0.078	09:12:16.040
7 -	30.627	100.7	16.719	134.2	25.757	81.4	22.166	139.8	1:35.269	91.94	0.429	09:13:51.309	
8 -	30.113	103.8	16.722	132.6	26.195	76.2	IN PIT		3:46.593	P	38.65	2:11.753	09:17:37.902
9 -	OUTLAP	99.2	17.060	136.9	26.017	79.7	22.326	139.5	1:37.791	89.57	2.951	09:19:15.693	
10 -	30.251	103.0	17.105	128.0	26.023	78.9	22.303	139.5	1:35.682	91.55	0.842	09:20:51.375	

Weather / Track : Sunny / Dry

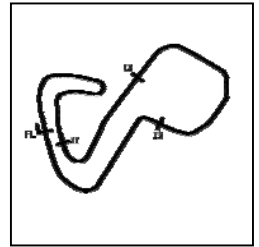
Brands Hatch GP
Circuit Length = 2.4332 miles
Start: 09:00 Flag 09:25 End: 09:27

MCRCB BULLETIN TK002

2018 Bennetts British Superbike Championship - Round 6

2018 Pirelli National Superstock 600 Championship with Black Horse

FREE PRACTICE 1 - SECTOR ANALYSIS



SECTOR 1 = FL to I1, SECTOR 2 = I1 to I2 SECTOR 3 = I2 to I3, SECTOR 4 = I3 to FL, DIFF = Difference To Personal Best Lap, P = Crossed Finish Line in Pit Lane, D = Time Disallowed

11 -	29.974	106.0	16.744	136.9	26.150	81.2	22.170	140.3	1:35.038	(3)	92.17	0.198	09:22:26.413
12 -	30.105	105.0	16.658	134.4	25.777	81.9	22.300	140.3	1:34.840	(1)	92.36		09:24:01.253

P22	7	Aaron WRIGHT		Yamaha - Jezaro.com														
IDEAL LAP TIME : 1:34.441		BEST LAP TIME : 1:34.948		DIFFERENCE : 0.507														
LAP	SECTOR 1	SECTOR 2	SECTOR 3	SECTOR 4	LAP TIME	MPH	DIFF	TIME OF DAY										
1 -	32.756	95.7	17.428	130.5	27.620	79.7	23.069	139.8	1:40.873	86.84	5.925	09:03:35.010						
2 -	31.604	100.0	17.192	137.5	31.514	76.0	23.149	139.8	1:43.459	84.66	8.511	09:05:18.469						
3 -	31.198	99.2	17.001	129.5	27.088	77.6	23.029	139.5	1:38.316	89.09	3.368	09:06:56.785						
4 -	30.348	101.2	16.840	135.5	26.575	75.5	23.208	138.3	1:36.971	90.33	2.023	09:08:33.756						
5 -	37.036	96.0	17.152	133.1	26.433	78.1	22.564	140.3	1:43.185	84.89	8.237	09:10:16.941						
6 -	30.523	101.5	16.770	140.1	26.093	81.1	22.595	139.2	1:35.981	91.26	1.033	09:11:52.922						
7 -	30.528	101.8	16.823	142.4	25.629	87.2	22.573	140.3	1:35.553	(3)	91.67	0.605	09:13:28.475					
8 -	30.817	103.7	17.301	139.5	26.763	77.9	IN PIT		5:47.960	P	25.17	4:13.012	09:19:16.435					
9 -	OUTLAP	95.5	17.447	137.7	26.578	76.7	22.915	139.5	1:43.019	85.03	8.071	09:20:59.454						
10 -	31.222	101.5	17.002	140.1	25.837	81.6	22.267	140.6	1:36.328	90.93	1.380	09:22:35.782						
11 -	30.191	104.5	16.613	145.2	25.915	81.1	22.359	140.1	1:35.078	(2)	92.13	0.130	09:24:10.860					
12 -	29.932	100.7	17.021	142.4	25.631	77.3	22.364	140.1	1:34.948	(1)	92.25		09:25:45.808					

P23	71	Charlie FARRER		Yamaha - Paul Veazey Racing														
IDEAL LAP TIME : 1:35.029		BEST LAP TIME : 1:35.078		DIFFERENCE : 0.049														
LAP	SECTOR 1	SECTOR 2	SECTOR 3	SECTOR 4	LAP TIME	MPH	DIFF	TIME OF DAY										
1 -	OUTLAP	93.5	17.780	131.8	28.454	71.0	23.353	139.5	1:45.132	83.32	10.054	09:02:09.585						
2 -	31.024	96.5	17.087	126.1	26.930	77.4	22.720	142.1	1:37.761	89.60	2.683	09:03:47.346						
3 -	30.937	92.4	17.193	123.1	27.482	73.5	22.721	140.9	1:38.333	89.08	3.255	09:05:25.679						
4 -	30.744	96.9	17.106	129.8	27.018	77.0	22.556	140.1	1:37.424	89.91	2.346	09:07:03.103						
5 -	30.904	93.8	16.979	137.7	26.576	85.1	IN PIT		4:36.080	P	31.72	3:01.002	09:11:39.183					
6 -	OUTLAP	85.3	17.521	125.2	27.258	76.9	22.776	140.1	1:46.172	82.50	11.094	09:13:25.355						
7 -	30.853	95.1	17.132	139.5	26.264	79.1	22.608	140.1	1:36.857	(3)	90.44	1.779	09:15:02.212					
8 -	30.710	96.4	17.127	138.9	26.611	77.5	IN PIT		5:55.087	P	24.66	4:20.009	09:20:57.299					
9 -	OUTLAP	95.1	17.189	132.8	26.014	84.8	22.427	141.8	1:39.388	88.13	4.310	09:22:36.687						
10 -	30.252	98.8	16.786	140.6	25.856	80.3	22.225	141.8	1:35.119	(2)	92.09	0.041	09:24:11.806					
11 -	30.168	98.2	16.793	143.0	25.850	78.5	22.267	139.5	1:35.078	(1)	92.13		09:25:46.884					

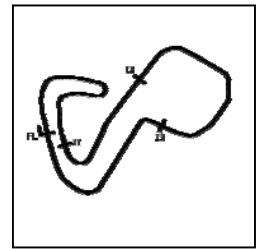
P24	66	Cameron FRASER		Yamaha - Jones Dorling Racing														
IDEAL LAP TIME : 1:35.037		BEST LAP TIME : 1:35.216		DIFFERENCE : 0.179														
LAP	SECTOR 1	SECTOR 2	SECTOR 3	SECTOR 4	LAP TIME	MPH	DIFF	TIME OF DAY										
1 -	OUTLAP	83.2	18.076	124.2	30.046	72.2	23.891	133.1	1:47.176	81.73	11.960	09:02:39.302						
2 -	32.272	96.1	17.522	124.0	28.253	70.9	23.208	136.1	1:41.255	86.51	6.039	09:04:20.557						
3 -	31.573	93.3	17.368	131.8	27.025	74.9	23.121	137.5	1:39.087	88.40	3.871	09:05:59.644						
4 -	31.045	94.2	17.297	132.3	27.098	74.3	23.123	138.0	1:38.563	88.87	3.347	09:07:38.207						
5 -	30.752	96.5	17.274	135.2	27.741	70.9	22.916	137.7	1:38.683	88.76	3.467	09:09:16.890						
6 -	30.604	99.8	16.974	135.0	26.535	76.0	22.689	138.0	1:36.802	90.49	1.586	09:10:53.692						
7 -	30.415	100.1	16.996	136.6	26.233	78.1	22.622	138.0	1:36.266	90.99	1.050	09:12:29.958						
8 -	30.354	100.1	16.915	138.9	26.427	76.5	23.024	138.3	1:36.720	90.56	1.504	09:14:06.678						
9 -	30.580	97.6	16.916	143.0	26.089	83.7	22.580	138.6	1:36.165	91.09	0.949	09:15:42.843						
10 -	30.616	99.8	16.915	141.8	26.053	80.0	22.453	138.9	1:36.037	91.21	0.821	09:17:18.880						
11 -	30.381	99.5	16.974	142.7	26.211	77.5	22.505	138.3	1:36.071	91.18	0.855	09:18:54.951						
12 -	30.225	101.5	16.781	142.4	25.937	82.5	22.515	138.9	1:35.458	(3)	91.76	0.242	09:20:30.409					
13 -	30.184	99.2	16.947	140.3	26.027	80.1	22.396	140.6	1:35.554	91.67	0.338	09:22:05.963						
14 -	30.319	99.7	16.713	144.6	25.937	80.6	22.440	140.3	1:35.409	(2)	91.81	0.193	09:23:41.372					
15 -	30.255	102.6	16.711	145.2	25.746	84.2	22.504	139.5	1:35.216	(1)	91.99		09:25:16.588					

P25	44	Ewan POTTER		Yamaha - Jones Dorling Racing													
IDEAL LAP TIME : 1:34.952		BEST LAP TIME : 1:35.259		DIFFERENCE : 0.307													
LAP	SECTOR 1	SECTOR 2	SECTOR 3	SECTOR 4	LAP TIME	MPH	DIFF	TIME OF DAY									
1 -									1:40.957	86.76	5.698	09:03:35.311					
2 -									1:39.023	88.46	3.764	09:05:14.334					
3 -									1:38.186	89.21	2.927	09:06:52.520					
4 -									1:37.440	89.89	2.181	09:08:29.960					

Weather / Track : Sunny / Dry

Brands Hatch GP
Circuit Length = 2.4332 miles
Start: 09:00 Flag 09:25 End: 09:27

FREE PRACTICE 1 - SECTOR ANALYSIS



SECTOR 1 = FL to I1, SECTOR 2 = I1 to I2 SECTOR 3 = I2 to I3, SECTOR 4 = I3 to FL, DIFF = Difference To Personal Best Lap, P = Crossed Finish Line in Pit Lane, D = Time Disallowed

5 -									1:36.385	90.88	1.126	09:10:06.345
6 -									1:36.308	90.95	1.049	09:11:42.653
7 -									1:35.800 (3)	91.43	0.541	09:13:18.453
8 -									4:56.145 P	29.57	3:20.886	09:18:14.598
9 -	OUTLAP	104.5	16.834	144.3	25.763	86.1	22.326	139.5	1:43.935	84.28	8.676	09:19:58.534
10 -	31.012	104.2	16.855	144.0	26.341	83.1	22.823	138.0	1:37.031	90.27	1.772	09:21:35.565
11 -	30.345	109.2	16.567	145.5	25.856	84.4	22.491	139.5	1:35.259 (1)	91.95		09:23:10.824
12 -	30.649	105.5	16.650	144.0	25.898	85.1	22.277	139.5	1:35.474 (2)	91.75	0.215	09:24:46.298
13 -	31.059	104.6	16.836	143.7	25.949	84.5	22.721	137.7	1:36.565	90.71	1.306	09:26:22.863

P26 31	Alex WOOD		Yamaha - Paul Veazey Racing					
IDEAL LAP TIME : 1:34.775		BEST LAP TIME : 1:35.270		DIFFERENCE : 0.495				

LAP	SECTOR 1	SECTOR 2	SECTOR 3	SECTOR 4	LAP TIME	MPH	DIFF	TIME OF DAY				
1 -	OUTLAP	92.3	18.225	131.5	27.316	82.6	22.869	135.8	1:44.711	83.65	9.441	09:01:49.433
2 -	32.017	99.5	17.935	135.2	26.449	77.4	22.556	135.5	1:38.957	88.52	3.687	09:03:28.390
3 -	31.271	103.7	17.405	136.9	26.604	74.2	26.394	124.0	1:41.674	86.15	6.404	09:05:10.064
4 -	30.284	106.5	17.123	138.9	25.793	88.0	IN PIT		3:33.578 P	41.01	1:58.308	09:08:43.642
5 -	OUTLAP	105.5	17.238	139.2	26.150	83.5	22.440	134.4	1:38.463	88.96	3.193	09:10:22.105
6 -	30.334	103.5	17.098	139.5	25.992	83.6	22.826	134.4	1:36.250	91.01	0.980	09:11:58.355
7 -	30.442	105.8	16.944	140.6	25.663	83.6	22.345	135.5	1:35.394 (2)	91.82	0.124	09:13:33.749
8 -	30.523	105.8	16.817	140.9	25.389	88.5	22.541	137.5	1:35.270 (1)	91.94		09:15:09.019
9 -	30.224	107.0	16.940	140.6	25.615	86.3	22.726	138.0	1:35.505 (3)	91.72	0.235	09:16:44.524
10 -	30.233	107.5	16.893	141.2	26.325	70.4	22.811	135.8	1:36.262	91.00	0.992	09:18:20.786
11 -	30.582	103.8	17.202	131.0	26.029	84.5	22.561	136.6	1:36.374	90.89	1.104	09:19:57.160
12 -	30.427	99.2	17.460	130.8	26.918	77.3	23.551	133.6	1:38.356	89.06	3.086	09:21:35.516
13 -	30.691	100.3	16.984	140.3	26.391	81.4	22.672	135.5	1:36.738	90.55	1.468	09:23:12.254
14 -	31.242	97.6	17.296	138.3	25.590	88.3	22.462	136.3	1:36.590	90.69	1.320	09:24:48.844

P27 77	Matty WHELAN		MV Agusta - Blueline Bennetts MV Agusta					
IDEAL LAP TIME : 1:35.410		BEST LAP TIME : 1:35.652		DIFFERENCE : 0.242				

LAP	SECTOR 1	SECTOR 2	SECTOR 3	SECTOR 4	LAP TIME	MPH	DIFF	TIME OF DAY				
1 -	OUTLAP	91.1	18.025	127.5	28.565	79.8	23.743	132.1	1:44.949	83.46	9.297	09:03:22.246
2 -	31.720	104.0	17.463	130.3	27.482	82.8	23.337	136.1	1:40.002	87.59	4.350	09:05:02.248
3 -	30.842	105.3	17.199	136.1	26.664	85.8	23.007	133.4	1:37.712	89.64	2.060	09:06:39.960
4 -	30.757	107.7	17.231	135.8	26.527	88.6	22.996	135.0	1:37.511	89.83	1.859	09:08:17.471
5 -	30.484	106.6	17.012	137.7	26.372	87.7	22.750	134.2	1:36.618	90.66	0.966	09:09:54.089
6 -	30.417	104.3	17.035	133.6	26.351	88.7	22.683	136.1	1:36.486	90.78	0.834	09:11:30.575
7 -	30.088	104.6	16.919	137.7	26.386	89.0	22.810	134.4	1:36.203 (3)	91.05	0.551	09:13:06.778
8 -	30.094	106.5	17.087	136.6	26.272	88.4	22.873	134.7	1:36.326	90.93	0.674	09:14:43.104
9 -	31.384	97.3	17.122	138.0	26.726	88.8	22.615	134.2	1:37.847	89.52	2.195	09:16:20.951
10 -	30.110	105.6	17.177	139.2	26.152	90.9	22.876	134.4	1:36.315	90.94	0.663	09:17:57.266
11 -	30.223	110.0	17.131	130.3	27.049	88.4	IN PIT		2:15.793 P	64.50	40.141	09:20:13.059
12 -	OUTLAP	108.0	17.142	132.3	26.916	83.5	23.004	136.3	1:42.752	85.25	7.100	09:21:55.811
13 -	30.206	107.2	16.860	141.5	26.062	89.1	22.537	137.7	1:35.665 (2)	91.56	0.013	09:23:31.476
14 -	30.330	108.5	16.794	137.5	26.017	87.9	22.511	136.6	1:35.652 (1)	91.58		09:25:07.128

P28 27	Jamie ASHBY		Yamaha - JPA Racing / Davison Transport					
IDEAL LAP TIME : 1:36.418		BEST LAP TIME : 1:36.669		DIFFERENCE : 0.251				

LAP	SECTOR 1	SECTOR 2	SECTOR 3	SECTOR 4	LAP TIME	MPH	DIFF	TIME OF DAY				
1 -	OUTLAP	87.6	18.740	121.5	29.171	67.6	24.391	136.6	1:49.658	79.88	12.989	09:02:12.524
2 -	32.570	99.4	17.763	129.5	27.496	76.8	23.457	136.6	1:41.286	86.48	4.617	09:03:53.810
3 -	31.960	101.3	17.308	133.1	27.032	74.6	23.148	138.3	1:39.448	88.08	2.779	09:05:33.258
4 -	31.431	100.3	17.442	133.1	26.730	78.2	22.951	139.5	1:38.554	88.88	1.885	09:07:11.812
5 -	32.188	98.3	17.662	133.4	26.612	76.4	23.165	138.9	1:39.627	87.92	2.958	09:08:51.439
6 -	31.253	105.0	17.054	134.7	26.258	80.3	22.871	138.3	1:37.436	89.90	0.767	09:10:28.875
7 -	30.851	106.0	16.971	137.5	26.054	84.4	22.793	138.3	1:36.669 (1)	90.61		09:12:05.544
8 -	31.284	104.8	17.072	136.6	26.368	81.8	22.751	138.3	1:37.475	89.86	0.806	09:13:43.019
9 -	31.156	103.7	17.032	136.3	26.199	84.4	IN PIT		3:01.540 P	48.25	1:24.871	09:16:44.559
10 -	OUTLAP	98.5	17.568	135.2	26.797	81.9	22.898	138.3	1:45.085	83.35	8.416	09:18:29.644
11 -	30.892	102.4	16.932	139.2	26.156	81.2	22.771	138.9	1:36.751 (2)	90.54	0.082	09:20:06.395
12 -	31.230	106.8	17.062	137.2	26.262	82.9	22.719	138.3	1:37.273 (3)	90.05	0.604	09:21:43.668
13 -	31.039	104.0	16.892	135.8	26.662	78.5	22.896	139.5	1:37.489	89.85	0.820	09:23:21.157

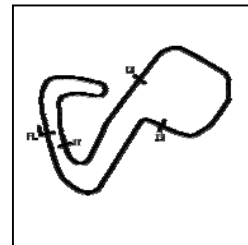
Weather / Track : Sunny / Dry

Brands Hatch GP
Circuit Length = 2.4332 miles
Start: 09:00 Flag 09:25 End: 09:27

2018 Bennetts British Superbike Championship - Round 6

2018 Pirelli National Superstock 600 Championship with Black Horse

FREE PRACTICE 1 - SECTOR ANALYSIS



SECTOR 1 = FL to I1, SECTOR 2 = I1 to I2 SECTOR 3 = I2 to I3, SECTOR 4 = I3 to FL, DIFF = Difference To Personal Best Lap, P = Crossed Finish Line in Pit Lane, D = Time Disallowed

14 -	31.490	100.0	17.007	135.2	26.500	77.3	22.812	138.9	1:37.809	89.56	1.140	09:24:58.966
15 -	31.333	101.0	17.094	135.8	26.336	85.4	22.621	138.3	1:37.384	89.95	0.715	09:26:36.350

P29		4		Connor MOODY				Kawasaki - Steelmate Racing										
IDEAL LAP TIME :		1:37.520		BEST LAP TIME :		1:37.759		DIFFERENCE : 0.239										
LAP	SECTOR 1	SECTOR 2	SECTOR 3	SECTOR 4	LAP TIME	MPH	DIFF	TIME OF DAY										
1 -	OUTLAP	84.6	19.388	124.2	29.266	74.1	24.499	133.4	1:50.148	79.52	12.389	09:02:22.555						
2 -		33.254	99.1	17.789	129.3	27.619	75.2	23.971	133.6	1:42.633	85.35	4.874	09:04:05.188					
3 -		32.069	98.8	17.671	128.8	27.314	78.9	23.603	133.1	1:40.657	87.02	2.898	09:05:45.845					
4 -		32.454	97.2	17.916	128.5	27.368	81.5	23.299	135.0	1:41.037	86.69	3.278	09:07:26.882					
5 -		31.877	99.2	17.557	135.0	27.048	77.4	23.551	134.4	1:40.033	87.56	2.274	09:09:06.915					
6 -		31.432	102.6	17.283	137.5	26.759	78.8	23.149	134.7	1:38.623	88.82	0.864	09:10:45.538					
7 -		31.765	101.9	17.781	128.0	29.612	66.1	IN PIT	4:38.360	P	31.46	3:00.601	09:15:23.898					
8 -	OUTLAP	98.6	17.795	131.8	26.982	81.9	23.137	135.5	1:41.884	85.97	4.125	09:17:05.782						
9 -		31.494	103.7	17.206	135.2	26.287	84.2	22.942	135.2	1:37.929	(2)	89.45	0.170	09:18:43.711				
10 -		31.193	104.0	17.357	132.6	26.291	83.9	22.918	134.7	1:37.759	(1)	89.60		09:20:21.470				
11 -		31.148	98.8	17.405	137.2	26.248	83.6	23.356	135.2	1:38.157	(3)	89.24	0.398	09:21:59.627				
12 -		31.523	102.2	18.081	126.6	28.294	80.1	23.390	135.8	1:41.288	86.48	3.529	09:23:40.915					

P30		91		Kaine SHERIFF				Yamaha - Sheriff Racing										
IDEAL LAP TIME :		1:37.533		BEST LAP TIME :		1:37.868		DIFFERENCE : 0.335										
LAP	SECTOR 1	SECTOR 2	SECTOR 3	SECTOR 4	LAP TIME	MPH	DIFF	TIME OF DAY										
1 -	OUTLAP	82.4	18.747	111.2	29.464	67.1	24.699	132.1	1:49.960	79.66	12.092	09:02:04.360						
2 -		32.807	92.9	17.875	113.7	28.177	70.8	23.958	134.4	1:42.817	85.19	4.949	09:03:47.177					
3 -		32.153	91.3	17.788	112.5	27.970	72.0	23.750	135.0	1:41.661	86.16	3.793	09:05:28.838					
4 -		32.554	95.0	18.167	120.2	27.393	75.6	23.585	134.4	1:41.699	86.13	3.831	09:07:10.537					
5 -		31.903	94.7	18.013	127.5	27.429	74.4	23.502	134.2	1:40.847	86.86	2.979	09:08:51.384					
6 -		32.089	93.3	17.765	116.1	27.138	75.6	IN PIT	2:49.940	P	51.54	1:12.072	09:11:41.324					
7 -	OUTLAP	87.8	18.423	123.8	27.250	77.5	23.356	135.2	1:46.378	82.34	8.510	09:13:27.702						
8 -		31.535	94.6	18.041	130.3	27.013	73.6	23.627	134.2	1:40.216	87.40	2.348	09:15:07.918					
9 -		31.340	94.7	17.517	128.5	26.689	75.7	23.184	135.5	1:38.730	88.72	0.862	09:16:46.648					
10 -		31.129	98.8	17.475	124.9	26.496	77.4	23.497	134.4	1:38.597	88.84	0.729	09:18:25.245					
11 -		31.249	93.8	17.297	132.1	26.561	78.1	23.116	135.8	1:38.223	(2)	89.18	0.355	09:20:03.468				
12 -		31.580	99.7	17.454	132.8	26.999	77.4	23.179	134.4	1:39.212	88.29	1.344	09:21:42.680					
13 -		31.402	100.4	17.261	133.4	26.658	78.9	23.024	135.5	1:38.345	(3)	89.07	0.477	09:23:21.025				
14 -		31.181	96.2	17.091	131.0	26.633	76.8	22.963	134.7	1:37.868	(1)	89.50		09:24:58.893				
15 -		31.257	98.6	17.248	130.3	27.299	78.7	22.817	129.5	1:38.621	88.82	0.753	09:26:37.514					

P31		47		Angus GOUGH				Yamaha - G Fab Racing										
IDEAL LAP TIME :		1:38.087		BEST LAP TIME :		1:38.087		DIFFERENCE : 0.000										
LAP	SECTOR 1	SECTOR 2	SECTOR 3	SECTOR 4	LAP TIME	MPH	DIFF	TIME OF DAY										
1 -	OUTLAP	87.8	19.145	111.1	29.935	72.6	24.896	133.6	1:51.901	78.28	13.814	09:01:59.409						
2 -		33.818	96.2	18.370	117.7	28.361	74.9	24.579	134.2	1:45.128	83.32	7.041	09:03:44.537					
3 -		33.185	90.4	18.373	122.9	28.283	72.0	24.121	135.5	1:43.962	84.26	5.875	09:05:28.499					
4 -		32.442	93.7	18.765	114.9	27.947	78.0	23.814	135.5	1:42.968	85.07	4.881	09:07:11.467					
5 -		32.420	95.4	18.284	123.3	27.321	77.2	23.420	138.6	1:41.445	86.35	3.358	09:08:52.912					
6 -		32.040	99.2	17.804	128.3	27.124	82.8	23.741	137.5	1:40.709	86.98	2.622	09:10:33.621					
7 -		31.917	101.8	17.738	128.0	27.090	81.6	23.609	136.6	1:40.354	87.28	2.267	09:12:13.975					
8 -		32.807	95.0	17.826	127.0	27.122	76.2	IN PIT	6:18.501	P	23.14	4:40.414	09:18:32.476					
9 -	OUTLAP	100.3	17.718	126.6	27.049	82.1	23.964	134.4	1:43.462	84.66	5.375	09:20:15.938						
10 -		32.065	102.6	17.626	128.3	26.900	80.1	23.552	138.3	1:40.143	(2)	87.47	2.056	09:21:56.081				
11 -		31.328	102.4	17.285	132.3	26.317	83.6	23.157	137.7	1:38.087	(1)	89.30		09:23:34.168				
12 -		31.630	106.5	17.398	135.2	27.364	69.1	23.857	136.9	1:40.249	(3)	87.38	2.162	09:25:14.417				

P32		2		TJ TOMS				Kawasaki - Squidge Racing										
IDEAL LAP TIME :		1:37.479		BEST LAP TIME :		1:38.910		DIFFERENCE : 1.431										
LAP	SECTOR 1	SECTOR 2	SECTOR 3	SECTOR 4	LAP TIME	MPH	DIFF	TIME OF DAY										
1 -	OUTLAP	87.0	18.355	116.9	29.467	74.3	24.076	135.8	1:47.784	81.27	8.874	09:01:54.311						
2 -		31.610	97.6	17.001	125.6	27.416	80.3	22.883	138.0	1:38.910	(1)	88.56		09:03:33.221				
3 -		30.654	101.2	16.974	126.3	26.968	86.9	IN PIT	8:06.568	P	18.00	6:27.658	09:11:39.789					

Weather / Track : Sunny / Dry

Brands Hatch GP

Circuit Length = 2.4332 miles

Start: 09:00 Flag 09:25 End: 09:27

MCRCB BULLETIN TK003

2018 Bennetts British Superbike Championship - Round 6

2018 Pirelli National Superstock 600 Championship with Black Horse

FREE PRACTICE 1 - BEST SECTORS

SECTOR 1				SECTOR 2		SECTOR 3		SECTOR 4		IDEAL / BEST COMPARISON								
POS	NO	NAME	TIME	NO	NAME	TIME	NO	NAME	TIME	POS	NO	NAME	IDEAL	BEST	DIFF			
													PERFECT LAP	1:31.220				
1	41	WARD	28.907	58	LEE	16.134	41	WARD	24.571	21	VICKERS	21.608	1	41	WARD	1:31.474	1:31.711	0.237
2	21	VICKERS	28.947	21	VICKERS	16.239	10	SHELDON	24.735	10	SHELDON	21.609	2	21	VICKERS	1:31.591	1:31.990	0.399
3	10	SHELDON	29.131	69	IRWIN	16.245	9	CLIFFOR	24.773	58	LEE	21.631	3	10	SHELDON-SHAW	1:31.751	1:31.895	0.144
4	5	CLARKE	29.199	75	McGREEV	16.251	21	VICKERS	24.797	32	PIPER	21.646	4	58	LEE	1:31.877	1:32.042	0.165
5	69	IRWIN	29.299	41	WARD	16.273	58	LEE	24.807	69	IRWIN	21.707	5	69	IRWIN	1:32.202	1:32.232	0.030
6	58	LEE	29.305	10	SHELDON	16.276	75	McGREEV	24.937	41	WARD	21.723	6	5	CLARKE	1:32.316	1:32.435	0.119
7	75	McGREEV	29.348	5	CLARKE	16.304	69	IRWIN	24.951	75	McGREEV	21.782	7	75	McGREEVY	1:32.318	1:32.318	0.000
8	99	LUXTON	29.402	8	NEWSTEA	16.327	5	CLARKE	24.964	99	LUXTON	21.797	8	9	CLIFFORD	1:32.425	1:32.516	0.091
9	9	CLIFFOR	29.489	16	HOPKINS	16.333	99	LUXTON	24.967	9	CLIFFOR	21.799	9	99	LUXTON	1:32.547	1:32.706	0.159
10	32	PIPER	29.517	9	CLIFFOR	16.364	16	HOPKINS	25.223	16	HOPKINS	21.820	10	32	PIPER	1:32.915	1:33.041	0.126
11	57	MORRIS	29.561	99	LUXTON	16.381	32	PIPER	25.231	5	CLARKE	21.849	11	16	HOPKINS	1:32.938	1:32.938	0.000
12	16	HOPKINS	29.562	3	CLAYTON	16.417	42	HOLME	25.281	6	WHEELER	21.955	12	8	NEWSTEAD	1:33.593	1:33.677	0.084
13	3	CLAYTON	29.666	32	PIPER	16.521	26	HARTGRO	25.353	8	NEWSTEA	22.055	13	3	CLAYTON	1:33.627	1:34.056	0.429
14	42	HOLME	29.667	17	WOOD	16.565	31	WOOD	25.389	42	HOLME	22.061	14	42	HOLME	1:33.696	1:33.992	0.296
15	8	NEWSTEA	29.680	44	POTTER	16.567	19	ALDERSO	25.411	3	CLAYTON	22.072	15	6	WHEELER	1:33.941	1:34.149	0.208
16	6	WHEELER	29.892	6	WHEELER	16.611	3	CLAYTON	25.472	57	MORRIS	22.078	16	57	MORRIS	1:33.999	1:34.102	0.103
17	7	WRIGHT	29.932	7	WRIGHT	16.613	6	WHEELER	25.483	26	HARTGRO	22.127	17	26	HARTGROVE	1:34.155	1:34.230	0.075
18	19	ALDERSO	29.964	19	ALDERSO	16.637	8	NEWSTEA	25.531	19	ALDERSO	22.160	18	19	ALDERSON	1:34.172	1:34.419	0.247
19	46	ROWLING	29.974	46	ROWLING	16.658	17	WOOD	25.575	46	ROWLING	22.166	19	7	WRIGHT	1:34.441	1:34.948	0.507
20	26	HARTGRO	30.001	26	HARTGRO	16.674	57	MORRIS	25.612	71	FARRER	22.225	20	17	WOOD	1:34.514	1:34.723	0.209
21	77	WHELAN	30.088	42	HOLME	16.687	7	WRIGHT	25.629	17	WOOD	22.259	21	46	ROWLINGS	1:34.539	1:34.840	0.301
22	17	WOOD	30.115	66	FRASER	16.711	46	ROWLING	25.741	7	WRIGHT	22.267	22	31	WOOD	1:34.775	1:35.270	0.495
23	71	FARRER	30.168	57	MORRIS	16.748	66	FRASER	25.746	44	POTTER	22.277	23	44	POTTER	1:34.952	1:35.259	0.307
24	66	FRASER	30.184	71	FARRER	16.786	44	POTTER	25.763	31	WOOD	22.345	24	71	FARRER	1:35.029	1:35.078	0.049
25	31	WOOD	30.224	77	WHELAN	16.794	71	FARRER	25.850	66	FRASER	22.396	25	66	FRASER	1:35.037	1:35.216	0.179
26	44	POTTER	30.345	31	WOOD	16.817	77	WHELAN	26.017	77	WHELAN	22.511	26	77	WHELAN	1:35.410	1:35.652	0.242
27	2	TOMS	30.654	27	ASHBY	16.892	27	ASHBY	26.054	27	ASHBY	22.621	27	27	ASHBY	1:36.418	1:36.669	0.251
28	27	ASHBY	30.851	2	TOMS	16.974	4	MOODY	26.248	91	SHERIFF	22.817	28	2	TOMS	1:37.479	1:38.910	1.431
29	91	SHERIFF	31.129	91	SHERIFF	17.091	47	GOUGH	26.317	2	TOMS	22.883	29	4	MOODY	1:37.520	1:37.759	0.239
30	4	MOODY	31.148	4	MOODY	17.206	91	SHERIFF	26.496	4	MOODY	22.918	30	91	SHERIFF	1:37.533	1:37.868	0.335
31	47	GOUGH	31.328	47	GOUGH	17.285	2	TOMS	26.968	47	GOUGH	23.157	31	47	GOUGH	1:38.087	1:38.087	0.000
32													32	55	KEYES		1:32.965	

Weather / Track : Sunny / Dry

Results can be found at www.tsl-timing.com

Brands Hatch GP

Circuit Length = 2.4332 miles

Start: 09:00 Flag 09:25 End: 09:27

Printed - 09:30 Friday, 20 July 2018

MCRCB BULLETIN TK004**2018 Bennetts British Superbike Championship - Round 6****2018 Pirelli National Superstock 600 Championship with Black Horse****FREE PRACTICE 1 - BEST SPEEDS**

POS	INTERMEDIATE 1			INTERMEDIATE 2			INTERMEDIATE 3			FINISH LINE		
	NO	NAME	MPH	NO	NAME	MPH	NO	NAME	MPH	NO	NAME	MPH
1	5	CLARKE	115.5	21	VICKERS	147.8	42	HOLME	93.5	21	VICKERS	143.3
2	21	VICKERS	113.5	58	LEE	147.1	58	LEE	93.3	58	LEE	143.3
3	9	CLIFFORD	113.5	8	NEWSTEAD	147.1	5	CLARKE	93.3	69	IRWIN	142.1
4	10	SHELDON-SHAW	112.7	5	CLARKE	146.5	9	CLIFFORD	93.3	3	CLAYTON	142.1
5	99	LUXTON	112.4	69	IRWIN	145.8	21	VICKERS	93.0	71	FARRER	142.1
6	8	NEWSTEAD	110.7	9	CLIFFORD	145.5	19	ALDERSON	92.9	9	CLIFFORD	141.8
7	16	HOPKINS	110.5	16	HOPKINS	145.5	99	LUXTON	92.5	16	HOPKINS	141.8
8	77	WHELAN	110.0	32	PIPER	145.5	75	McGREEVY	92.1	32	PIPER	141.8
9	41	WARD	109.8	44	POTTER	145.5	10	SHELDON-SHAW	91.9	17	WOOD	141.8
10	57	MORRIS	109.8	3	CLAYTON	145.2	41	WARD	91.8	99	LUXTON	141.5
11	3	CLAYTON	109.6	7	WRIGHT	145.2	57	MORRIS	91.8	46	ROWLINGS	141.2
12	19	ALDERSON	109.4	66	FRASER	145.2	69	IRWIN	91.5	8	NEWSTEAD	140.6
13	44	POTTER	109.2	99	LUXTON	144.6	77	WHELAN	90.9	7	WRIGHT	140.6
14	58	LEE	109.1	19	ALDERSON	144.3	32	PIPER	89.8	66	FRASER	140.6
15	75	McGREEVY	108.9	41	WARD	144.0	16	HOPKINS	88.6	75	McGREEVY	140.3
16	42	HOLME	108.4	10	SHELDON-SHAW	143.7	31	WOOD	88.5	5	CLARKE	140.3
17	17	WOOD	108.4	71	FARRER	143.0	17	WOOD	87.2	6	WHEELER	140.3
18	69	IRWIN	108.2	75	McGREEVY	141.5	7	WRIGHT	87.2	26	HARTGROVE	140.1
19	31	WOOD	107.5	6	WHEELER	141.5	2	TOMS	86.9	19	ALDERSON	140.1
20	32	PIPER	107.0	17	WOOD	141.5	3	CLAYTON	86.3	41	WARD	139.8
21	27	ASHBY	106.8	77	WHELAN	141.5	8	NEWSTEAD	86.1	42	HOLME	139.5
22	47	GOUGH	106.5	31	WOOD	141.2	44	POTTER	86.1	44	POTTER	139.5
23	46	ROWLINGS	106.0	27	ASHBY	139.2	26	HARTGROVE	85.8	27	ASHBY	139.5
24	6	WHEELER	105.8	42	HOLME	138.3	27	ASHBY	85.4	10	SHELDON-SHAW	138.6
25	26	HARTGROVE	105.5	4	MOODY	137.5	71	FARRER	85.1	47	GOUGH	138.6
26	7	WRIGHT	104.5	26	HARTGROVE	137.2	66	FRASER	84.2	31	WOOD	138.0
27	4	MOODY	104.0	46	ROWLINGS	136.9	4	MOODY	84.2	2	TOMS	138.0
28	66	FRASER	102.6	47	GOUGH	135.2	6	WHEELER	83.8	57	MORRIS	137.7
29	2	TOMS	101.2	91	SHERIFF	133.4	47	GOUGH	83.6	77	WHELAN	137.7
30	91	SHERIFF	100.4	57	MORRIS	131.8	46	ROWLINGS	82.4	4	MOODY	135.8
31	71	FARRER	98.8	2	TOMS	126.3	91	SHERIFF	78.9	91	SHERIFF	135.8
32												

Weather / Track : Sunny / Dry

Brands Hatch GP

Circuit Length = 2.4332 miles

Start: 09:00 Flag 09:25 End: 09:27

Results can be found at www.tsl-timing.com

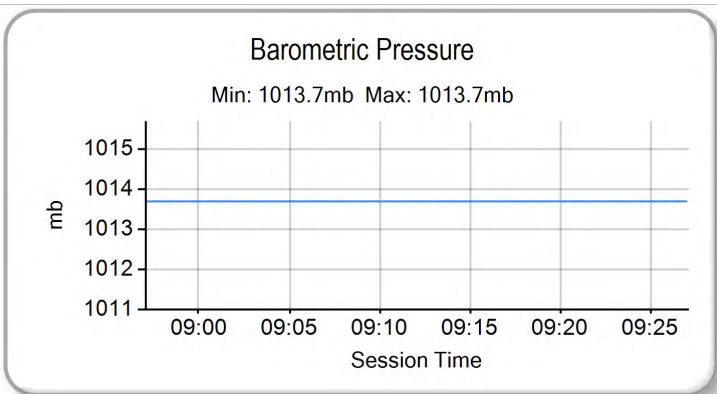
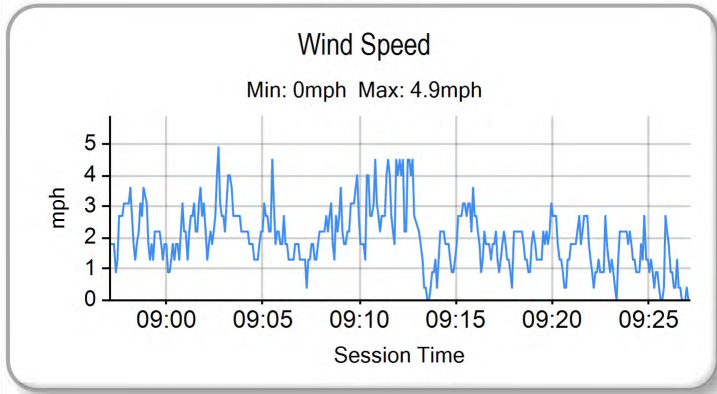
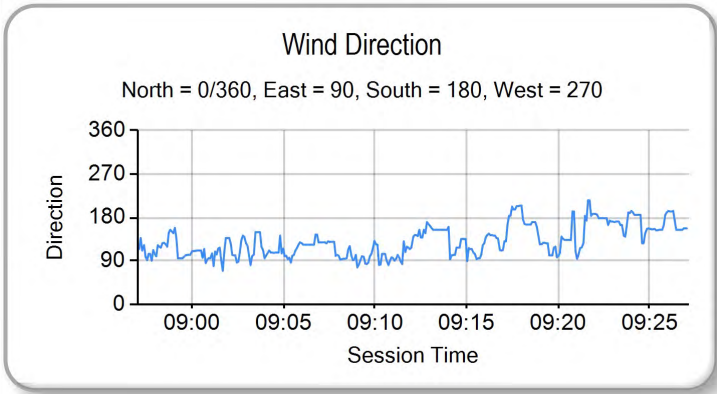
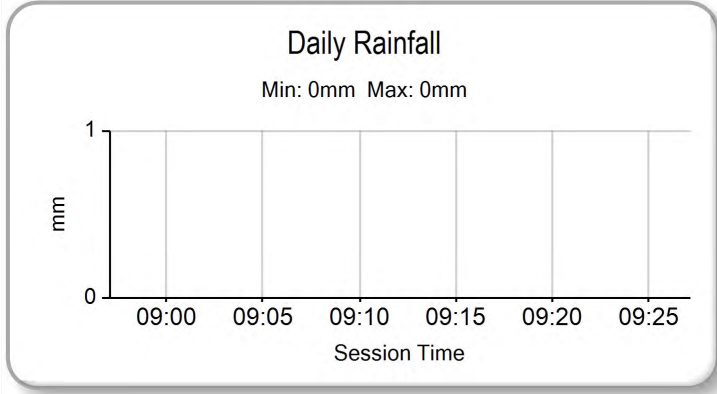
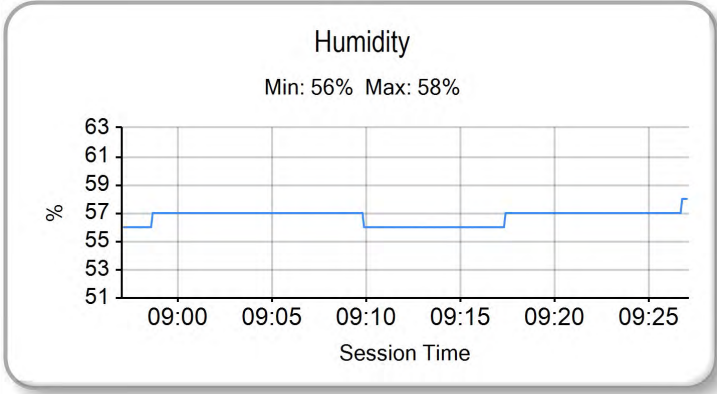
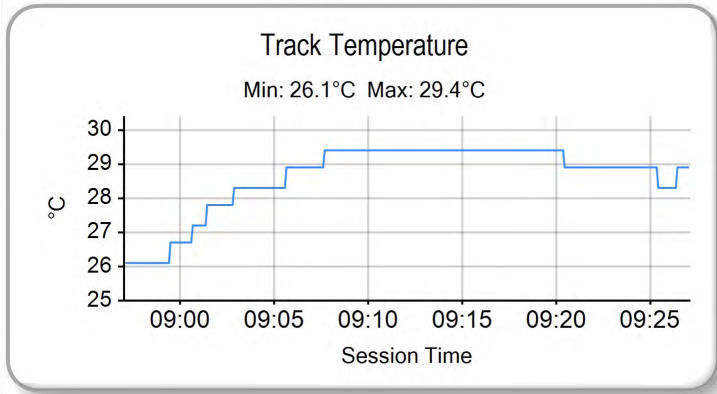
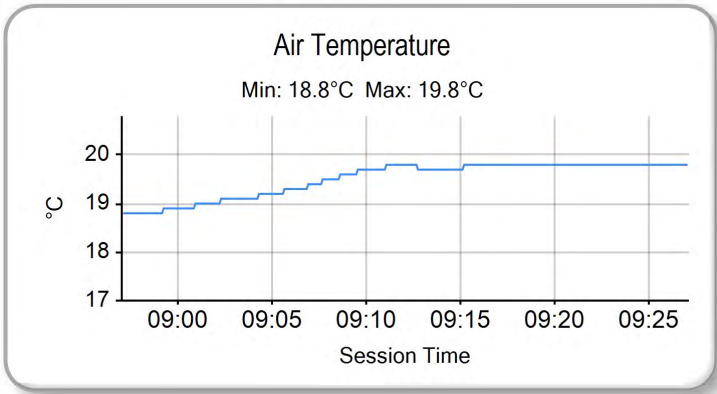
Printed - 09:30 Friday, 20 July 2018

MCRCB BULLETIN TK005

2018 Bennetts British Superbike Championship - Round 6

2018 Pirelli National Superstock 600 Championship with Black Horse

FREE PRACTICE 1 - WEATHER CONDITIONS



Weather / Track : Sunny / Dry

Brands Hatch GP
Circuit Length = 2.4332 miles
Start: 09:00 Flag 09:25 End: 09:27

Results can be found at www.tsl-timing.com

Printed - 09:30 Friday, 20 July 2018

FREE PRACTICE 2 - CLASSIFICATION

POS	NO	NAME	ENTRY	TIME	ON	LAPS	GAP	DIFF	MPH
1	42	Sam HOLME	Yamaha - Everquip Racing	1:52.611	5	5			77.78
2	3	Mark CLAYTON	Yamaha - KSM Racing	1:52.702	7	8	0.091	0.091	77.72
3	44	Ewan POTTER	Yamaha - Jones Dorling Racing	1:53.209	8	8	0.598	0.507	77.37
4	32	Mark PIPER	Yamaha - Pied Piper Racing	1:53.967	7	7	1.356	0.758	76.86
5	66	Cameron FRASER	Yamaha - Jones Dorling Racing	1:54.357	4	6	1.746	0.390	76.60
6	31	Alex WOOD	Yamaha - Paul Veazey Racing	1:54.973	4	4	2.362	0.616	76.19
7	91	Kaine SHERIFF	Yamaha - Sheriff Racing	1:55.067	6	6	2.456	0.094	76.12
8	77	Matty WHELAN	MV Agusta - Blueline Bennetts MV Agusta	1:56.064	5	5	3.453	0.997	75.47
9	4	Connor MOODY	Kawasaki - Steelmate Racing	1:59.894	5	6	7.283	3.830	73.06

QUALIFYING LAPTIME (110.0% of 1:52.611) = 2:03.872

10	7	Aaron WRIGHT	Yamaha - Jezaro.com			2			
11	75	Korie McGREEVY	Triumph - Century Racing						
12	55	Kevin KEYES	Kawasaki - Team #109						
13	69	Caolán IRWIN	Yamaha - Irwin Racing						
14	2	TJ TOMS	Kawasaki - Squidge Racing						
15	21	Ryan VICKERS	Yamaha - Mototechniks Yamaha						
16	57	Charlie MORRIS	Suzuki - M Motorsport Racing						
17	47	Angus GOUGH	Yamaha - G Fab Racing						
18	5	Aaron CLARKE	Yamaha - Draper Racing						
19	19	James ALDERSON	Triumph - R Alderson & Sons Racing						
20	26	Adam HARTGROVE	Yamaha - Adam Hartgrove Racing						
21	27	Jamie ASHBY	Yamaha - JPA Racing / Davison Transport						
22	16	Luke HOPKINS	Yamaha - Hopkins Racing						
23	6	Conor WHEELER	Yamaha - Conor Wheeler Racing						
24	9	Aaron CLIFFORD	Yamaha - Clifford Racing						
25	8	Grant NEWSTEAD	Yamaha - Morgan Price / Tinklers Racing						
26	46	Harry ROWLINGS	Triumph - BER / Steve Jordan Motorcycles						

Weather / Track : Drizzle / Damp

These results are provisional until the conclusion of any judicial and technical matters.

Brands Hatch GP

Circuit Length = 2.4332 miles

Start: 14:00 Flag 14:25 End: 14:27

Race Director :	Stewards :	Timekeeper :
-----------------	------------	--------------

Results can be found at www.britishsuperbike.com

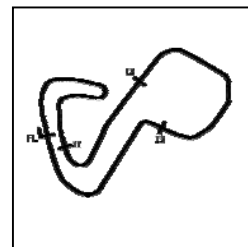
Printed - 14:27 Friday, 20 July 2018

MCRCB BULLETIN TK037

2018 Bennetts British Superbike Championship - Round 6

2018 Pirelli National Superstock 600 Championship with Black Horse

FREE PRACTICE 2 - SECTOR ANALYSIS



SECTOR 1 = FL to I1, SECTOR 2 = I1 to I2 SECTOR 3 = I2 to I3, SECTOR 4 = I3 to FL, DIFF = Difference To Personal Best Lap, P = Crossed Finish Line in Pit Lane, D = Time Disallowed

P1 42		Sam HOLME				Yamaha - Everquip Racing							
IDEAL LAP TIME : 1:52.611		BEST LAP TIME : 1:52.611				DIFFERENCE : 0.000							
LAP	SECTOR 1	SECTOR 2		SECTOR 3		SECTOR 4		LAP TIME	MPH	DIFF	TIME OF DAY		
1 -	OUTLAP	62.9	22.817	104.3	36.284	62.2	IN PIT		17:47.000	P	8.20	15:54.389	14:17:56.850
2 -	OUTLAP	72.9	22.077	104.6	33.853	65.5	28.149	120.6	2:05.740		69.66	13.129	14:20:02.590
3 -	37.532	87.3	20.213	109.4	32.020	67.9	26.785	125.4	1:56.550	(3)	75.15	3.939	14:21:59.140
4 -	36.103	86.8	19.936	108.0	31.814	65.1	26.710	124.9	1:54.563	(2)	76.46	1.952	14:23:53.703
5 -	35.747	90.3	19.809	110.9	30.779	68.7	26.276	125.6	1:52.611	(1)	77.78		14:25:46.314

P2 3		Mark CLAYTON				Yamaha - KSM Racing							
IDEAL LAP TIME : 1:52.503		BEST LAP TIME : 1:52.702				DIFFERENCE : 0.199							
LAP	SECTOR 1	SECTOR 2		SECTOR 3		SECTOR 4		LAP TIME	MPH	DIFF	TIME OF DAY		
1 -	OUTLAP	46.3	29.438	88.4	46.797	46.7	IN PIT		11:37.377	P	12.56	9:44.675	14:11:45.381
2 -	OUTLAP	76.5	21.248	108.5	34.726	57.7	28.085	127.5	2:09.817		67.47	17.115	14:13:55.198
3 -	39.696	81.7	20.151	115.5	33.013	60.4	27.364	130.0	2:00.224		72.86	7.522	14:15:55.422
4 -	38.159	85.5	19.768	116.1	32.689	62.7	26.869	128.3	1:57.485		74.56	4.783	14:17:52.907
5 -	37.443	88.4	19.387	119.6	31.739	65.1	26.797	130.0	1:55.366		75.93	2.664	14:19:48.273
6 -	37.296	89.1	19.090	119.4	30.954	66.0	26.237	131.0	1:53.577	(2)	77.12	0.875	14:21:41.850
7 -	36.567	88.4	19.082	121.1	31.153	68.3	25.900	131.8	1:52.702	(1)	77.72		14:23:34.552
8 -	36.931	86.5	19.308	117.5	32.009	65.1	26.681	129.3	1:54.929	(3)	76.21	2.227	14:25:29.481

P3 44		Ewan POTTER				Yamaha - Jones Dorling Racing							
IDEAL LAP TIME : 1:53.209		BEST LAP TIME : 1:53.209				DIFFERENCE : 0.000							
LAP	SECTOR 1	SECTOR 2		SECTOR 3		SECTOR 4		LAP TIME	MPH	DIFF	TIME OF DAY		
1 -	OUTLAP	46.2					IN PIT		12:46.551	P	11.42	10:53.342	14:13:11.112
2 -	OUTLAP	77.3	21.216	104.3	34.403	64.0	28.984	121.1	2:05.752		69.65	12.543	14:15:16.864
3 -	39.493	78.4	20.263	105.5	34.452	62.3	28.536	121.3	2:02.744		71.36	9.535	14:17:19.608
4 -	38.929	81.5	19.850	110.9	32.520	66.0	27.814	127.8	1:59.113		73.54	5.904	14:19:18.721
5 -	38.051	81.4	19.673	112.4	31.661	66.1	27.088	128.5	1:56.473		75.20	3.264	14:21:15.194
6 -	37.164	83.2	19.449	111.8	31.690	68.1	26.506	130.3	1:54.809	(3)	76.29	1.600	14:23:10.003
7 -	36.966	86.0	19.296	113.5	31.419	66.8	26.547	129.0	1:54.228	(2)	76.68	1.019	14:25:04.231
8 -	36.557	87.4	19.062	118.1	31.245	70.9	26.345	130.8	1:53.209	(1)	77.37		14:26:57.440

P4 32		Mark PIPER				Yamaha - Pied Piper Racing							
IDEAL LAP TIME : 1:53.313		BEST LAP TIME : 1:53.967				DIFFERENCE : 0.654							
LAP	SECTOR 1	SECTOR 2		SECTOR 3		SECTOR 4		LAP TIME	MPH	DIFF	TIME OF DAY		
1 -	OUTLAP	63.3	24.158	94.1	39.688	59.7	IN PIT		14:33.513	P	10.02	12:39.546	14:14:42.333
2 -	OUTLAP	74.3	20.977	96.9	33.824	61.7	27.816	124.5	2:04.990		70.08	11.023	14:16:47.323
3 -	37.609	76.0	20.337	107.2	32.699	64.4	27.253	127.8	1:57.898		74.30	3.931	14:18:45.221
4 -	37.668	79.2	20.149	112.2	31.963	64.9	26.692	130.8	1:56.472		75.20	2.505	14:20:41.693
5 -	36.398	85.4	19.746	115.9	32.267	66.4	26.769	129.0	1:55.180	(2)	76.05	1.213	14:22:36.873
6 -	37.667	78.3	19.926	110.1	32.006	66.1	26.474	130.3	1:56.073	(3)	75.46	2.106	14:24:32.946
7 -	37.052	83.5	19.551	116.9	31.314	69.3	26.050	126.6	1:53.967	(1)	76.86		14:26:26.913

P5 66		Cameron FRASER				Yamaha - Jones Dorling Racing							
IDEAL LAP TIME : 1:54.357		BEST LAP TIME : 1:54.357				DIFFERENCE : 0.000							
LAP	SECTOR 1	SECTOR 2		SECTOR 3		SECTOR 4		LAP TIME	MPH	DIFF	TIME OF DAY		
1 -	OUTLAP	50.8					IN PIT		15:51.544	P	9.20	13:57.187	14:16:16.309
2 -	OUTLAP	72.1	21.377	106.1	33.693	61.7	27.547	126.8	2:04.750		70.21	10.393	14:18:21.059
3 -	37.716	79.4	20.187	109.4	32.285	63.3	26.837	128.3	1:57.025		74.85	2.668	14:20:18.084
4 -	36.757	85.3	19.395	114.5	31.603	67.9	26.602	128.3	1:54.357	(1)	76.60		14:22:12.441
5 -	37.130	76.6	19.931	111.4	31.921	67.3	26.874	129.5	1:55.856	(3)	75.60	1.499	14:24:08.297
6 -	37.315	84.5	19.621	111.8	31.972	68.1	26.943	127.3	1:55.851	(2)	75.61	1.494	14:26:04.148

P6 31		Alex WOOD				Yamaha - Paul Veazey Racing							
IDEAL LAP TIME : 1:54.973		BEST LAP TIME : 1:54.973				DIFFERENCE : 0.000							
LAP	SECTOR 1	SECTOR 2		SECTOR 3		SECTOR 4		LAP TIME	MPH	DIFF	TIME OF DAY		
1 -	OUTLAP	52.4					IN PIT		20:42.117	P	7.05	18:47.144	14:20:53.557

Weather / Track : Drizzle / Damp

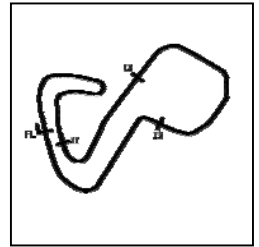
Brands Hatch GP
Circuit Length = 2.4332 miles
Start: 14:00 Flag 14:25 End: 14:27

MCRCB BULLETIN TK037

2018 Bennetts British Superbike Championship - Round 6

2018 Pirelli National Superstock 600 Championship with Black Horse

FREE PRACTICE 2 - SECTOR ANALYSIS



SECTOR 1 = FL to I1, SECTOR 2 = I1 to I2 SECTOR 3 = I2 to I3, SECTOR 4 = I3 to FL, DIFF = Difference To Personal Best Lap, P = Crossed Finish Line in Pit Lane, D = Time Disallowed

2 -	OUTLAP	70.7	22.240	95.1	35.975	58.4	28.500	123.3	2:10.398	67.17	15.425	14:23:03.955	
3 -		39.059	85.0	20.089	108.9	33.415	64.7	26.849	125.4	1:59.412 (2)	73.35	4.439	14:25:03.367
4 -		36.816	88.5	19.656	115.9	32.018	67.6	26.483	126.1	1:54.973 (1)	76.19		14:26:58.340

P7	91	Kaine SHERIFF				Yamaha - Sheriff Racing							
IDEAL LAP TIME : 1:54.960		BEST LAP TIME : 1:55.067				DIFFERENCE : 0.107							
LAP	SECTOR 1	SECTOR 2		SECTOR 3		SECTOR 4		LAP TIME	MPH	DIFF	TIME OF DAY		
1 -	OUTLAP	47.7				IN PIT		16:26.698	P	8.87	14:31.631	14:16:36.608	
2 -	OUTLAP	68.8	23.052	95.3	35.433	56.3	28.829	121.3	2:13.486	65.62	18.419	14:18:50.094	
3 -		41.131	76.0	20.634	103.8	33.142	59.3	27.686	126.1	2:02.593	71.45	7.526	14:20:52.687
4 -		38.562	78.8	20.322	108.0	32.217	62.8	27.096	126.8	1:58.197 (3)	74.11	3.130	14:22:50.884
5 -		37.472	83.6	19.895	106.8	32.096	63.3	26.736	127.8	1:56.199 (2)	75.38	1.132	14:24:47.083
6 -		37.253	82.0	19.623	110.1	31.348	66.5	26.843	122.2	1:55.067 (1)	76.12		14:26:42.150

P8	77	Matty WHELAN				MV Agusta - Blueline Bennetts MV Agusta							
IDEAL LAP TIME : 1:56.064		BEST LAP TIME : 1:56.064				DIFFERENCE : 0.000							
LAP	SECTOR 1	SECTOR 2		SECTOR 3		SECTOR 4		LAP TIME	MPH	DIFF	TIME OF DAY		
1 -	OUTLAP	47.4				IN PIT		18:09.103	P	8.04	16:13.039	14:18:32.713	
2 -	OUTLAP	81.9	20.885	103.7	33.455	67.1	28.052	119.8	2:02.305	71.62	6.241	14:20:35.018	
3 -		37.879	83.6	19.963	113.5	32.331	67.1	27.633	122.2	1:57.806 (3)	74.35	1.742	14:22:32.824
4 -		37.132	86.7	19.955	110.0	32.187	66.1	27.610	124.5	1:56.884 (2)	74.94	0.820	14:24:29.708
5 -		36.903	85.0	19.639	106.5	32.173	69.9	27.349	122.9	1:56.064 (1)	75.47		14:26:25.772

P9	4	Connor MOODY				Kawasaki - Steelmate Racing							
IDEAL LAP TIME : 1:59.847		BEST LAP TIME : 1:59.894				DIFFERENCE : 0.047							
LAP	SECTOR 1	SECTOR 2		SECTOR 3		SECTOR 4		LAP TIME	MPH	DIFF	TIME OF DAY		
1 -	OUTLAP	54.8				IN PIT		14:49.557	P	9.84	12:49.663	14:15:11.803	
2 -	OUTLAP	77.4	21.671	105.6	36.949	58.8	30.077	118.1	2:11.335	66.69	11.441	14:17:23.138	
3 -		40.998	79.1	21.221	107.2	34.942	62.4	28.658	121.7	2:05.819	69.62	5.925	14:19:28.957
4 -		40.053	84.6	20.480	111.2	34.209	63.1	28.499	122.9	2:03.241 (3)	71.07	3.347	14:21:32.198
5 -		38.220	89.5	19.824	112.2	34.039	65.8	27.811	124.5	1:59.894 (1)	73.06		14:23:32.092
6 -		38.173	87.1	20.043	118.1	34.587	64.3	28.594	123.1	2:01.397 (2)	72.15	1.503	14:25:33.489

P10	7	Aaron WRIGHT				Yamaha - Jezaro.com							
IDEAL LAP TIME : 2:12.865		BEST LAP TIME :				DIFFERENCE :							
LAP	SECTOR 1	SECTOR 2		SECTOR 3		SECTOR 4		LAP TIME	MPH	DIFF	TIME OF DAY		
1 -	OUTLAP	49.7	29.214	85.3	44.949	48.3	IN PIT	9:05.343	P	16.06		14:09:16.168	
2 -	OUTLAP	64.5	23.004	104.6	38.009	57.6	30.799	113.9	2:18.932	63.05		14:11:35.100	

MCRCB BULLETIN TK038

2018 Bennetts British Superbike Championship - Round 6

2018 Pirelli National Superstock 600 Championship with Black Horse

FREE PRACTICE 2 - BEST SECTORS

SECTOR 1				SECTOR 2			SECTOR 3			SECTOR 4			IDEAL / BEST COMPARISON					
POS	NO	NAME	TIME	NO	NAME	TIME	NO	NAME	TIME	NO	NAME	TIME	POS	NO	NAME	IDEAL	BEST	DIFF
1	42	HOLME	35.747	44	POTTER	19.062	42	HOLME	30.779	3	CLAYTON	25.900	1	3	CLAYTON	1:52.503	1:52.702	0.199
2	32	PIPER	36.398	3	CLAYTON	19.082	3	CLAYTON	30.954	32	PIPER	26.050	2	42	HOLME	1:52.611	1:52.611	0.000
3	44	POTTER	36.557	66	FRASER	19.395	44	POTTER	31.245	42	HOLME	26.276	3	44	POTTER	1:53.209	1:53.209	0.000
4	3	CLAYTON	36.567	32	PIPER	19.551	32	PIPER	31.314	44	POTTER	26.345	4	32	PIPER	1:53.313	1:53.967	0.654
5	66	FRASER	36.757	91	SHERIFF	19.623	91	SHERIFF	31.348	31	WOOD	26.483	5	66	FRASER	1:54.357	1:54.357	0.000
6	31	WOOD	36.816	77	WHELAN	19.639	66	FRASER	31.603	66	FRASER	26.602	6	91	SHERIFF	1:54.960	1:55.067	0.107
7	77	WHELAN	36.903	31	WOOD	19.656	31	WOOD	32.018	91	SHERIFF	26.736	7	31	WOOD	1:54.973	1:54.973	0.000
8	91	SHERIFF	37.253	42	HOLME	19.809	77	WHELAN	32.173	77	WHELAN	27.349	8	77	WHELAN	1:56.064	1:56.064	0.000
9	4	MOODY	38.173	4	MOODY	19.824	4	MOODY	34.039	4	MOODY	27.811	9	4	MOODY	1:59.847	1:59.894	0.047
10	7	WRIGHT	42.793	7	WRIGHT	22.788	7	WRIGHT	36.485	7	WRIGHT	30.799	10	7	WRIGHT	2:12.865		
11				5	CLARKE	22.842	5	CLARKE	37.116									
12				55	KEYES	23.348	57	MORRIS	39.474									
13				2	TOMS	23.391	19	ALDERSO	42.083									
14				75	McGREEV	23.482	2	TOMS	43.026									
15				57	MORRIS	23.626	75	McGREEV	43.964									
16				19	ALDERSO	26.671	55	KEYES	44.250									
17																		
18																		
19																		
20																		
21																		
22																		
23																		
24																		
25																		
26																		

PERFECT LAP 1:51.488

MCRCB BULLETIN TK039**2018 Bennetts British Superbike Championship - Round 6****2018 Pirelli National Superstock 600 Championship with Black Horse****FREE PRACTICE 2 - BEST SPEEDS**

POS	INTERMEDIATE 1		INTERMEDIATE 2		INTERMEDIATE 3		FINISH LINE		MPH			
	NO	NAME	MPH	NO	NAME	MPH	NO	NAME				
1	42	HOLME	90.3	3	CLAYTON	121.1	44	POTTER	70.9	3	CLAYTON	131.8
2	4	MOODY	89.5	44	POTTER	118.1	77	WHELAN	69.9	44	POTTER	130.8
3	3	CLAYTON	89.1	4	MOODY	118.1	32	PIPER	69.3	32	PIPER	130.8
4	31	WOOD	88.5	32	PIPER	116.9	42	HOLME	68.7	66	FRASER	129.5
5	44	POTTER	87.4	31	WOOD	115.9	5	CLARKE	68.6	91	SHERIFF	127.8
6	77	WHELAN	86.7	66	FRASER	114.5	3	CLAYTON	68.3	31	WOOD	126.1
7	32	PIPER	85.4	77	WHELAN	113.5	66	FRASER	68.1	42	HOLME	125.6
8	66	FRASER	85.3	42	HOLME	110.9	31	WOOD	67.6	77	WHELAN	124.5
9	91	SHERIFF	83.6	91	SHERIFF	110.1	91	SHERIFF	66.5	4	MOODY	124.5
10	7	WRIGHT	72.3	7	WRIGHT	108.0	4	MOODY	65.8	7	WRIGHT	113.9
11	5	CLARKE	69.2	75	McGREEVY	102.6	7	WRIGHT	57.6			
12	55	KEYES	63.1	55	KEYES	100.0	19	ALDERSON	54.7			
13	57	MORRIS	62.5	5	CLARKE	97.5	57	MORRIS	54.5			
14	19	ALDERSON	62.2	57	MORRIS	94.6	75	McGREEVY	52.3			
15	2	TOMS	61.6	2	TOMS	93.2	55	KEYES	52.3			
16	46	ROWLINGS	60.8	19	ALDERSON	85.0	2	TOMS	51.8			
17	8	NEWSTEAD	58.4									
18	75	McGREEVY	51.9									
19	27	ASHBY	47.4									
20	16	HOPKINS	46.3									
21	9	CLIFFORD	46.1									
22	21	VICKERS	45.5									
23	47	GOUGH	44.9									
24	26	HARTGROVE	44.3									
25	6	WHEELER	43.6									
26	69	IRWIN	39.5									

Weather / Track : Drizzle / Damp

Brands Hatch GP

Circuit Length = 2.4332 miles

Start: 14:00 Flag 14:25 End: 14:27

Results can be found at www.tsl-timing.com

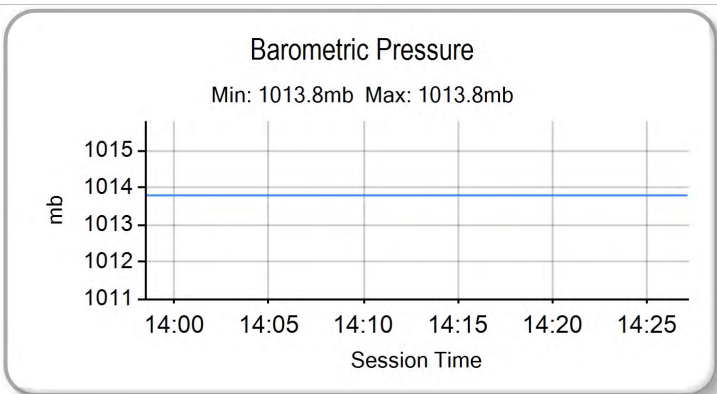
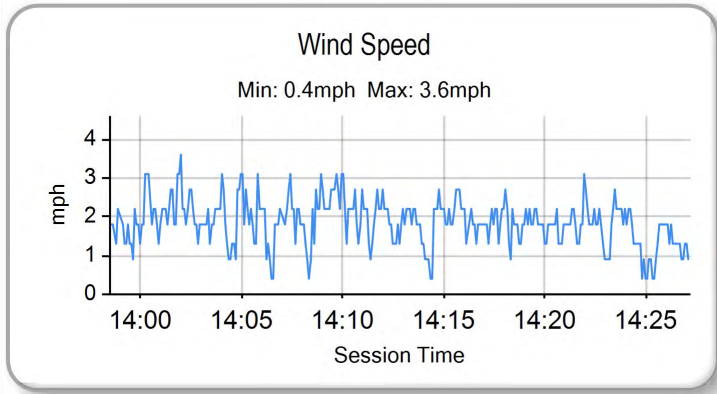
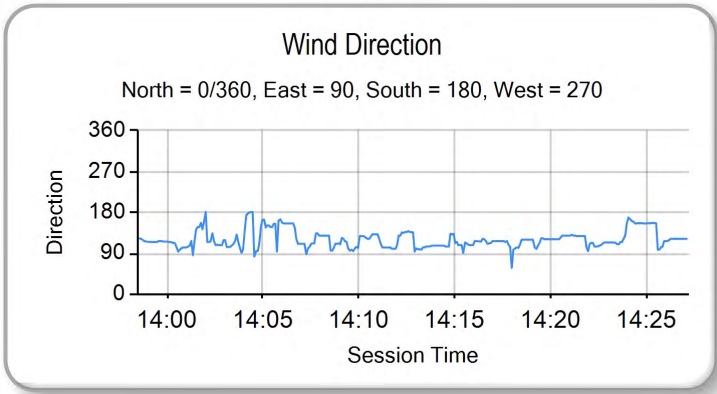
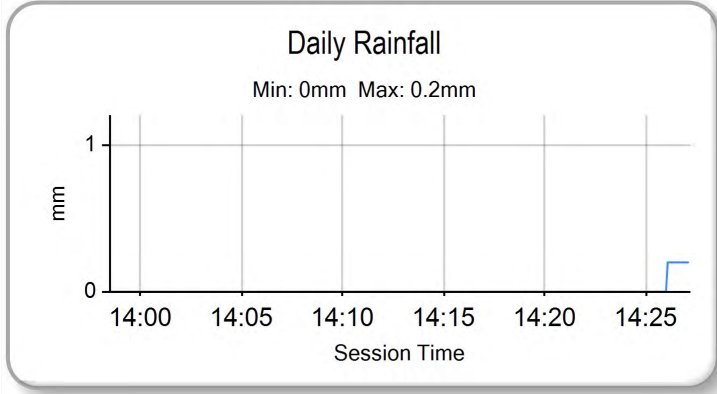
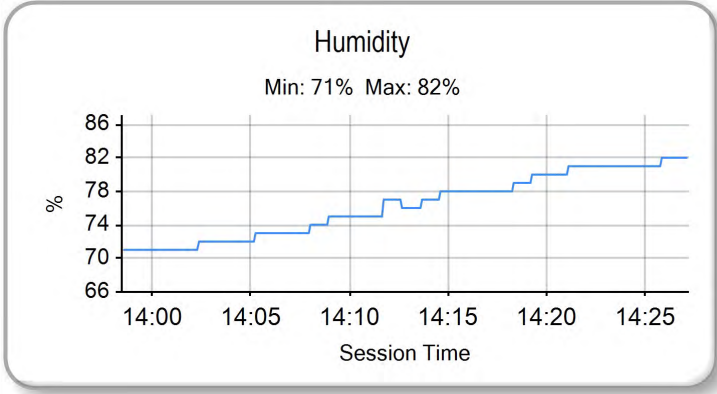
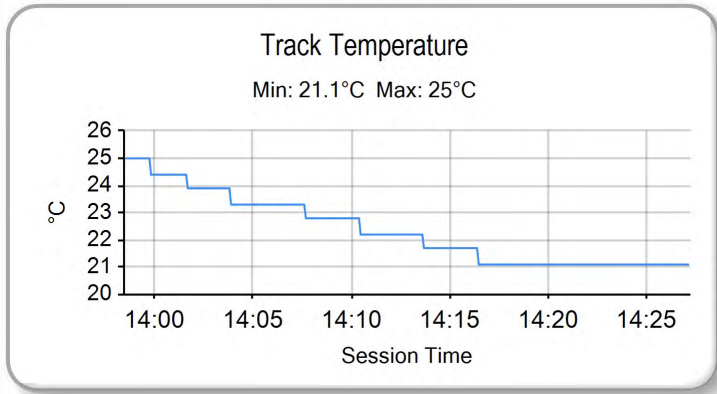
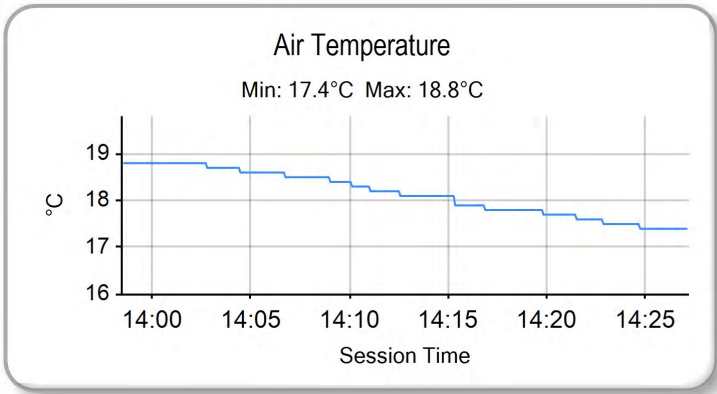
Printed - 14:29 Friday, 20 July 2018

MCRCB BULLETIN TK040

2018 Bennetts British Superbike Championship - Round 6

2018 Pirelli National Superstock 600 Championship with Black Horse

FREE PRACTICE 2 - WEATHER CONDITIONS



Weather / Track : Drizzle / Damp

Brands Hatch GP
Circuit Length = 2.4332 miles
Start: 14:00 Flag 14:25 End: 14:27

Results can be found at www.tsl-timing.com

Printed - 14:29 Friday, 20 July 2018

QUALIFYING - CLASSIFICATION

POS	NO	NAME	ENTRY	TIME	ON	LAPS	GAP	DIFF	MPH
1	21	Ryan VICKERS	Yamaha - Mototechniks Yamaha	1:30.014	3	12			97.31
2	5	Aaron CLARKE	Yamaha - Draper Racing	1:30.891	14	14	0.877	0.877	96.37
3	41	Milo WARD	Kawasaki - G & S Racing	1:31.083	10	13	1.069	0.192	96.17
4	10	Joe SHELDON-SHAW	Kawasaki - Via Moto Racing	1:31.199	9	13	1.185	0.116	96.05
5	9	Aaron CLIFFORD	Yamaha - Clifford Racing	1:31.436	14	14	1.422	0.237	95.80
6	75	Korie MCGREEVY	Triumph - Century Racing	1:31.572	10	15	1.558	0.136	95.66
7	8	Grant NEWSTEAD	Yamaha - Morgan Price / Tinklers Racing	1:31.775	13	13	1.761	0.203	95.44
8	58	Cameron LEE	Yamaha - Allied Motorsport	1:31.779	13	14	1.765	0.004	95.44
9	69	Caolán IRWIN	Yamaha - Irwin Racing	1:31.788	11	13	1.774	0.009	95.43
10	55	Kevin KEYES	Kawasaki - Team #109	1:31.857	7	10	1.843	0.069	95.36
11	99	Ben LUXTON	Kawasaki - G & S Racing	1:31.936	11	11	1.922	0.079	95.28
12	32	Mark PIPER	Yamaha - Pied Piper Racing	1:31.950	14	14	1.936	0.014	95.26
13	26	Adam HARTGROVE	Yamaha - Adam Hartgrove Racing	1:32.293	9	10	2.279	0.343	94.91
14	2	TJ TOMS	Kawasaki - Squidge Racing	1:32.315	11	11	2.301	0.022	94.89
15	17	Josh WOOD	Kawasaki - Wood Racing	1:32.610	4	13	2.596	0.295	94.58
16	3	Mark CLAYTON	Yamaha - KSM Racing	1:32.695	8	14	2.681	0.085	94.50
17	19	James ALDERSON	Triumph - R Alderson & Sons Racing	1:32.774	8	13	2.760	0.079	94.42
18	6	Conor WHEELER	Yamaha - Conor Wheeler Racing	1:32.997	11	14	2.983	0.223	94.19
19	71	Charlie FARRER	Yamaha - Paul Veazey Racing	1:32.998	12	13	2.984	0.001	94.19
20	16	Luke HOPKINS	Yamaha - Hopkins Racing	1:33.149	14	14	3.135	0.151	94.04
21	7	Aaron WRIGHT	Yamaha - Jezaro.com	1:33.176	11	13	3.162	0.027	94.01
22	42	Sam HOLME	Yamaha - Everquip Racing	1:33.440	8	10	3.426	0.264	93.74
23	66	Cameron FRASER	Yamaha - Jones Dorling Racing	1:33.461	15	15	3.447	0.021	93.72
24	46	Harry ROWLINGS	Triumph - BER / Steve Jordan Motorcycles	1:33.727	14	14	3.713	0.266	93.46
25	31	Alex WOOD	Yamaha - Paul Veazey Racing	1:33.768	10	13	3.754	0.041	93.42
26	57	Charlie MORRIS	Suzuki - M Motorsport Racing	1:34.058	3	14	4.044	0.290	93.13
27	91	Kaine SHERIFF	Yamaha - Sheriff Racing	1:34.427	14	14	4.413	0.369	92.76
28	77	Matty WHELAN	MV Agusta - Blueline Bennetts MV Agusta	1:34.750	13	14	4.736	0.323	92.45
29	27	Jamie ASHBY	Yamaha - JPA Racing / Davison Transport	1:35.083	15	16	5.069	0.333	92.12
30	44	Ewan POTTER	Yamaha - Jones Dorling Racing	1:35.189	13	13	5.175	0.106	92.02
31	4	Connor MOODY	Kawasaki - Steelmate Racing	1:35.676	3	13	5.662	0.487	91.55
32	47	Angus GOUGH	Yamaha - G Fab Racing	1:36.192	9	13	6.178	0.516	91.06

QUALIFYING LAPTIME (110.0% of 1:30.014) = 1:39.015

Weather / Track : Sunny / Dry

These results are provisional until the conclusion of any judicial and technical matters.

Brands Hatch GP

Circuit Length = 2.4332 miles

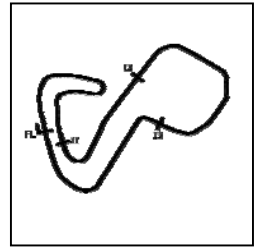
Start: 11:50 Flag 12:15 End: 12:17

Race Director :	Stewards :	Timekeeper :
-----------------	------------	--------------

Results can be found at www.britishsuperbike.com

Printed - 12:17 Saturday, 21 July 2018

QUALIFYING - SECTOR ANALYSIS



SECTOR 1 = FL to I1, SECTOR 2 = I1 to I2 SECTOR 3 = I2 to I3, SECTOR 4 = I3 to FL, DIFF = Difference To Personal Best Lap, P = Crossed Finish Line in Pit Lane, D = Time Disallowed

P1 21		Ryan VICKERS				Yamaha - Mototechniks Yamaha				
IDEAL LAP TIME : 1:29.800		BEST LAP TIME : 1:30.014				DIFFERENCE : 0.214				
LAP	SECTOR 1	SECTOR 2	SECTOR 3	SECTOR 4	LAP TIME	MPH	DIFF	TIME OF DAY		
1 -	29.245	16.223 146.5	24.598 92.0	21.417 140.1	1:31.483	95.75	1.469	11:53:10.508		
2 -	28.636	15.949 147.1	24.216 96.6	21.977 140.6	1:30.778	96.49	0.764	11:54:41.286		
3 -	28.494	15.892 146.8	24.300 93.2	21.328 140.9	1:30.014 (1)	97.31		11:56:11.300		
4 -	30.106			IN PIT	5:46.535	P 25.27	4:16.521	12:01:57.835		
5 -	OUTLAP	21.381 105.3	28.027 84.6	22.630 136.9	1:49.354	80.10	19.340	12:03:47.189		
6 -	29.371	16.507 146.2	24.512 94.7	21.600 140.1	1:31.990	95.22	1.976	12:05:19.179		
7 -	28.568	15.928 147.1	24.133 96.6	21.412 139.8	1:30.041 (2)	97.28	0.027	12:06:49.220		
8 -	31.872	16.463 147.1	24.717 91.0	21.589 140.1	1:34.641	92.55	4.627	12:08:23.861		
9 -	28.662	15.845 148.7	25.047 92.8	21.491 140.6	1:31.045	96.21	1.031	12:09:54.906		
10 -	28.755	15.917 148.4	24.417 90.4	21.562 139.5	1:30.651 (3)	96.63	0.637	12:11:25.557		
11 -	28.722	15.879 147.4	24.195 94.9	IN PIT	3:38.516	P 40.08	2:08.502	12:15:04.073		
12 -	OUTLAP	16.186 146.8	24.853 92.4	21.625 140.9	1:35.102	92.10	5.088	12:16:39.175		

P2 5		Aaron CLARKE				Yamaha - Draper Racing				
IDEAL LAP TIME : 1:30.838		BEST LAP TIME : 1:30.891				DIFFERENCE : 0.053				
LAP	SECTOR 1	SECTOR 2	SECTOR 3	SECTOR 4	LAP TIME	MPH	DIFF	TIME OF DAY		
1 -	OUTLAP	17.034 144.0	25.970 78.2	22.964 141.5	1:40.430	87.22	9.539	11:51:51.748		
2 -	30.008	16.178 143.0	25.301 87.6	22.072 140.3	1:33.559	93.62	2.668	11:53:25.307		
3 -	29.305	16.225 144.6	24.739 91.6	21.547 142.4	1:31.816	95.40	0.925	11:54:57.123		
4 -	29.541	16.352 147.1	24.590 89.8	21.657 142.4	1:32.140	95.07	1.249	11:56:29.263		
5 -	29.466	16.278 146.8	24.730 91.5	21.715 140.6	1:32.189	95.02	1.298	11:58:01.452		
6 -	29.766	16.203 144.3	25.603 82.7	IN PIT	2:45.633	P 52.88	1:14.742	12:00:47.085		
7 -	OUTLAP	16.358 144.3	25.083 91.1	21.904 138.0	1:33.173	94.01	2.282	12:02:20.258		
8 -	29.327	16.363 145.2	24.826 91.9	21.694 138.9	1:32.210	94.99	1.319	12:03:52.468		
9 -	29.096	16.186 146.2	24.781 95.0	21.545 140.3	1:31.608 (3)	95.62	0.717	12:05:24.076		
10 -	29.083	16.085 145.5	24.584 94.5	21.581 140.3	1:31.333 (2)	95.91	0.442	12:06:55.409		
11 -	29.645	16.167 145.8	25.053 89.8	IN PIT	4:06.125	P 35.59	2:35.234	12:11:01.534		
12 -	OUTLAP	16.270 144.9	24.777 95.7	21.874 139.8	1:32.472	94.72	1.581	12:12:34.006		
13 -	29.092	16.014 146.8	25.404 92.0	21.548 140.1	1:32.058	95.15	1.167	12:14:06.064		
14 -	28.879	16.055 148.1	24.596 92.9	21.361 140.6	1:30.891 (1)	96.37		12:15:36.955		

P3 41		Milo WARD				Kawasaki - G & S Racing				
IDEAL LAP TIME : 1:30.901		BEST LAP TIME : 1:31.083				DIFFERENCE : 0.182				
LAP	SECTOR 1	SECTOR 2	SECTOR 3	SECTOR 4	LAP TIME	MPH	DIFF	TIME OF DAY		
1 -	OUTLAP	20.598 110.9	26.529 81.9	22.442 137.7	1:44.143	84.11	13.060	11:52:18.245		
2 -	29.157	16.385 144.9	24.581 89.7	22.428 138.9	1:32.551	94.64	1.468	11:53:50.796		
3 -	29.617	16.652 144.9	24.515 90.5	21.578 138.3	1:32.362	94.84	1.279	11:55:23.158		
4 -	28.825	16.268 144.6	25.362 87.1	IN PIT	1:55.481	P 75.85	24.398	11:57:18.639		
5 -	OUTLAP	16.399 143.0	24.953 90.5	21.740 138.0	1:32.644	94.55	1.561	11:58:51.283		
6 -	28.904	16.313 143.3	24.668 90.8	21.775 137.7	1:31.660	95.56	0.577	12:00:22.943		
7 -	28.808	16.228 141.2	25.367 81.0	IN PIT	5:34.245	P 26.20	4:03.162	12:05:57.188		
8 -	OUTLAP	16.939 141.8	25.017 91.8	22.086 137.5	1:41.203	86.55	10.120	12:07:38.391		
9 -	28.959	16.172 144.9	24.376 93.8	21.721 138.0	1:31.228 (2)	96.02	0.145	12:09:09.619		
10 -	28.840	16.139 144.6	24.440 92.6	21.664 138.6	1:31.083 (1)	96.17		12:10:40.702		
11 -	28.948	16.311 142.4	24.593 89.3	21.766 137.2	1:31.618	95.61	0.535	12:12:12.320		
12 -	28.932	16.192 144.3	24.594 91.4	21.655 138.9	1:31.373 (3)	95.86	0.290	12:13:43.693		
13 -	29.228	16.339 144.3	24.536 90.5	21.757 138.3	1:31.860	95.36	0.777	12:15:15.553		

P4 10		Joe SHELDON-SHAW				Kawasaki - Via Moto Racing				
IDEAL LAP TIME : 1:31.199		BEST LAP TIME : 1:31.199				DIFFERENCE : 0.000				
LAP	SECTOR 1	SECTOR 2	SECTOR 3	SECTOR 4	LAP TIME	MPH	DIFF	TIME OF DAY		
1 -	30.433	16.820 136.3	25.131 87.3	21.814 138.0	1:34.198	92.99	2.999	11:53:18.403		
2 -	29.525	16.435 143.3	24.915 87.4	21.807 138.9	1:32.682	94.51	1.483	11:54:51.085		
3 -	29.172	16.372 142.7	24.824 89.7	21.847 137.2	1:32.215	94.99	1.016	11:56:23.300		
4 -	29.205	16.469 143.0	24.835 90.0	21.731 138.0	1:32.240	94.96	1.041	11:57:55.540		
5 -	29.639	16.549 141.8	25.142 87.9	IN PIT	5:52.142	P 24.87	4:20.943	12:03:47.682		
6 -	OUTLAP	16.735 140.6	25.164 87.9	21.953 136.9	1:34.978	92.23	3.779	12:05:22.660		

Weather / Track : Sunny / Dry

Brands Hatch GP

Circuit Length = 2.4332 miles

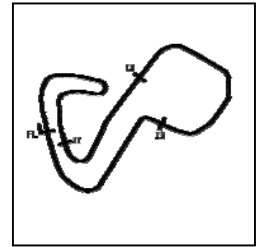
Start: 11:50 Flag 12:15 End: 12:17

MCRCB BULLETIN TK099

2018 Bennetts British Superbike Championship - Round 6

2018 Pirelli National Superstock 600 Championship with Black Horse

QUALIFYING - SECTOR ANALYSIS



SECTOR 1 = FL to I1, SECTOR 2 = I1 to I2 SECTOR 3 = I2 to I3, SECTOR 4 = I3 to FL, DIFF = Difference To Personal Best Lap, P = Crossed Finish Line in Pit Lane, D = Time Disallowed

7 -	29.527	16.311	143.7	24.700	87.9	21.831	136.9	1:32.369	94.83	1.170	12:06:55.029
8 -	29.125	16.228	144.3	24.571	90.3	21.752	138.0	1:31.676 (3)	95.55	0.477	12:08:26.705
9 -	28.980	16.138	144.9	24.517	91.4	21.564	139.5	1:31.199 (1)	96.05		12:09:57.904
10 -	29.343	16.560	143.3	25.078	90.3	21.724	137.7	1:32.705	94.49	1.506	12:11:30.609
11 -	29.056	16.212	144.3	24.713	86.9	21.747	138.6	1:31.728	95.49	0.529	12:13:02.337
12 -	29.947	16.326	135.8	25.493	82.7	22.048	138.9	1:33.814	93.37	2.615	12:14:36.151
13 -	29.161	16.183	144.6	24.624	91.0	21.606	138.9	1:31.574 (2)	95.65	0.375	12:16:07.725

P5 9		Aaron CLIFFORD				Yamaha - Clifford Racing					
IDEAL LAP TIME : 1:31.192		BEST LAP TIME : 1:31.436				DIFFERENCE : 0.244					
LAP	SECTOR 1	SECTOR 2		SECTOR 3		SECTOR 4		LAP TIME	MPH	DIFF	TIME OF DAY
1 -	OUTLAP	16.432	145.8	25.570	80.7	22.136	142.4	1:36.764	90.52	5.328	11:51:40.430
2 -	29.712	16.200	143.7	25.289	88.4	21.943	142.7	1:33.144	94.04	1.708	11:53:13.574
3 -	29.418	16.282	144.6	24.757	87.4	21.819	143.3	1:32.276	94.93	0.840	11:54:45.850
4 -	29.410	16.375	143.3	24.664	89.9	21.824	140.3	1:32.273	94.93	0.837	11:56:18.123
5 -	30.446	16.960	125.4	26.696	84.6	IN PIT		6:12.616	P 23.50	4:41.180	12:02:30.739
6 -	OUTLAP	16.602	143.0	25.009	93.2	21.749	140.1	1:38.699	88.75	7.263	12:04:09.438
7 -	29.281	16.194	147.1	24.580	92.8	21.679	140.1	1:31.734 (2)	95.49	0.298	12:05:41.172
8 -	30.396	16.085	146.2	24.441	91.9	21.759	140.6	1:32.681	94.51	1.245	12:07:13.853
9 -	29.248	16.042	147.8	24.935	92.8	21.689	141.2	1:31.914	95.30	0.478	12:08:45.767
10 -	29.259	16.134	146.5	25.308	88.1	21.739	141.2	1:32.440	94.76	1.004	12:10:18.207
11 -	29.308	16.159	146.2	24.670	91.8	21.670	141.2	1:31.807	95.41	0.371	12:11:50.014
12 -	29.144	16.084	146.5	24.775	89.3	21.792	142.1	1:31.795 (3)	95.42	0.359	12:13:21.809
13 -	29.235	16.270	147.1	24.849	95.7	21.823	141.2	1:32.177	95.03	0.741	12:14:53.986
14 -	29.039	16.090	147.8	24.630	90.6	21.677	141.5	1:31.436 (1)	95.80		12:16:25.422

P6 75		Korie McGREEVY				Triumph - Century Racing					
IDEAL LAP TIME : 1:31.446		BEST LAP TIME : 1:31.572				DIFFERENCE : 0.126					
LAP	SECTOR 1	SECTOR 2		SECTOR 3		SECTOR 4		LAP TIME	MPH	DIFF	TIME OF DAY
1 -	OUTLAP	17.091	132.1	26.575	84.3	22.562	139.2	1:40.429	87.22	8.857	11:51:44.037
2 -	30.461	16.579	137.5	25.774	87.9	21.673	140.3	1:34.487	92.70	2.915	11:53:18.524
3 -	29.559	16.396	139.5	24.969	86.5	21.721	142.1	1:32.645	94.55	1.073	11:54:51.169
4 -	29.201	16.379	133.9	24.875	88.8	21.730	141.8	1:32.185	95.02	0.613	11:56:23.354
5 -	29.291	16.777	132.3	25.127	87.3	21.634	142.1	1:32.829	94.36	1.257	11:57:56.183
6 -	29.368	16.395	137.5	25.003	84.7	23.165	139.2	1:33.931	93.25	2.359	11:59:30.114
7 -	29.116	16.189	143.0	24.834	94.5	21.841	138.9	1:31.980 (3)	95.23	0.408	12:01:02.094
8 -	32.664	17.195	124.2	26.702	86.5	IN PIT		4:27.711	P 32.72	2:56.139	12:05:29.805
9 -	OUTLAP	16.653	131.8	25.990	86.9	22.146	140.1	1:39.049	88.43	7.477	12:07:08.854
10 -	29.051	15.970	144.6	24.808	93.3	21.743	141.5	1:31.572 (1)	95.66		12:08:40.426
11 -	31.100	17.541	130.3	26.112	87.9	22.147	140.9	1:36.900	90.40	5.328	12:10:17.326
12 -	30.442	16.102	144.9	24.812	90.4	21.617	142.1	1:32.973	94.21	1.401	12:11:50.299
13 -	29.056	16.047	138.0	24.895	84.9	21.810	141.8	1:31.808 (2)	95.41	0.236	12:13:22.107
14 -	29.111	16.205	142.4	25.327	84.0	21.798	141.2	1:32.441	94.76	0.869	12:14:54.548
15 -	29.729	16.443	135.0	26.165	82.4	22.760	132.3	1:35.097	92.11	3.525	12:16:29.645

P7 8		Grant NEWSTEAD				Yamaha - Morgan Price / Tinklers Racing					
IDEAL LAP TIME : 1:31.606		BEST LAP TIME : 1:31.775				DIFFERENCE : 0.169					
LAP	SECTOR 1	SECTOR 2		SECTOR 3		SECTOR 4		LAP TIME	MPH	DIFF	TIME OF DAY
1 -	OUTLAP	17.158	143.7	26.256	80.4	22.505	139.5	1:38.428	88.99	6.653	11:52:13.611
2 -	29.948	16.533	146.8	25.691	82.4	22.388	139.2	1:34.560	92.63	2.785	11:53:48.171
3 -	29.736	16.409	146.5	25.452	83.2	22.141	139.8	1:33.738	93.45	1.963	11:55:21.909
4 -	29.506	16.462	146.8	25.518	86.7	22.472	141.8	1:33.958	93.23	2.183	11:56:55.867
5 -	29.314	16.273	147.4	25.139	87.7	22.058	141.2	1:32.784 (3)	94.41	1.009	11:58:28.651
6 -	29.321	16.436	146.8	25.255	83.8	22.151	140.1	1:33.163	94.02	1.388	12:00:01.814
7 -	29.543	16.437	145.5	25.763	83.1	IN PIT		5:47.864	P 25.18	4:16.089	12:05:49.678
8 -	OUTLAP	16.581	146.5	25.139	87.4	22.316	140.9	1:39.917	87.67	8.142	12:07:29.595
9 -	29.384	16.286	144.6	25.763	86.5	21.815	140.3	1:33.248	93.94	1.473	12:09:02.843
10 -	29.604	16.374	141.5	25.443	84.3	21.940	140.9	1:33.361	93.82	1.586	12:10:36.204
11 -	33.525	16.632	146.8	24.954	85.2	21.779	140.6	1:36.890	90.41	5.115	12:12:13.094
12 -	29.210	16.086	147.1	24.940	86.4	21.592	142.1	1:31.828 (2)	95.39	0.053	12:13:44.922
13 -	28.991	16.083	146.8	25.047	89.1	21.654	142.7	1:31.775 (1)	95.44		12:15:16.697

Weather / Track : Sunny / Dry

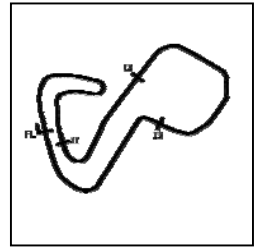
Brands Hatch GP
 Circuit Length = 2.4332 miles
 Start: 11:50 Flag 12:15 End: 12:17

MCRCB BULLETIN TK099

2018 Bennetts British Superbike Championship - Round 6

2018 Pirelli National Superstock 600 Championship with Black Horse

QUALIFYING - SECTOR ANALYSIS



SECTOR 1 = FL to I1, SECTOR 2 = I1 to I2 SECTOR 3 = I2 to I3, SECTOR 4 = I3 to FL, DIFF = Difference To Personal Best Lap, P = Crossed Finish Line in Pit Lane, D = Time Disallowed

P8 58		Cameron LEE				Yamaha - Allied Motorsport					
IDEAL LAP TIME : 1:31.658		BEST LAP TIME : 1:31.779				DIFFERENCE : 0.121					
LAP	SECTOR 1	SECTOR 2		SECTOR 3		SECTOR 4		LAP TIME	MPH	DIFF	TIME OF DAY
1 -	OUTLAP	17.340	142.7	26.207	85.8	22.328	140.9	1:41.063	86.67	9.284	11:52:15.676
2 -	30.023	16.572	147.1	25.191	82.6	22.062	141.8	1:33.848	93.34	2.069	11:53:49.524
3 -	29.636	16.226	147.8	24.979	85.2	21.670	142.4	1:32.511	94.68	0.732	11:55:22.035
4 -	29.570	16.425	142.4	25.359	89.4	21.995	140.9	1:33.349	93.83	1.570	11:56:55.384
5 -	29.412	16.305	146.2	24.931	85.8	21.900	141.2	1:32.548	94.65	0.769	11:58:27.932
6 -	29.259	16.190	147.4	24.788	81.3	22.182	140.6	1:32.419	94.78	0.640	12:00:00.351
7 -	29.573	16.415	146.8	25.039	87.6	IN PIT		5:19.858	P 27.38	3:48.079	12:05:20.209
8 -	OUTLAP	16.616	142.4	25.151	87.7	21.951	140.1	1:39.651	87.90	7.872	12:06:59.860
9 -	29.326	16.239	146.5	24.864	89.8	21.757	140.3	1:32.186	95.02	0.407	12:08:32.046
10 -	29.339	16.162	148.1	24.902	87.4	21.686	140.9	1:32.089	(3) 95.12	0.310	12:10:04.135
11 -	29.444	16.243	148.1	24.694	87.8	21.755	140.9	1:32.136	95.07	0.357	12:11:36.271
12 -	29.256	16.102	148.4	24.647	90.9	21.794	142.7	1:31.799	(2) 95.42	0.020	12:13:08.070
13 -	29.239	16.141	148.1	24.713	90.3	21.686	141.8	1:31.779	(1) 95.44		12:14:39.849
14 -	29.455	16.170	148.7	24.779	90.8	21.757	142.1	1:32.161	95.04	0.382	12:16:12.010

P9 69		Caolán IRWIN				Yamaha - Irwin Racing					
IDEAL LAP TIME : 1:31.407		BEST LAP TIME : 1:31.788				DIFFERENCE : 0.381					
LAP	SECTOR 1	SECTOR 2		SECTOR 3		SECTOR 4		LAP TIME	MPH	DIFF	TIME OF DAY
1 -	OUTLAP	17.202	130.0	26.593	79.2	22.280	138.6	1:40.451	87.20	8.663	11:51:44.259
2 -	30.575	16.777	129.0	25.732	84.4	21.905	141.5	1:34.989	92.21	3.201	11:53:19.248
3 -	29.618	16.247	141.8	25.246	87.0	21.835	142.4	1:32.946	94.24	1.158	11:54:52.194
4 -	29.165	16.110	141.2	24.913	90.1	21.672	142.7	1:31.860	(2) 95.36	0.072	11:56:24.054
5 -	29.140	16.201	138.0	24.976	89.2	21.549	142.1	1:31.866	(3) 95.35	0.078	11:57:55.920
6 -	29.530	16.734	119.4	35.251	71.0	IN PIT		7:38.257	P 19.11	6:06.469	12:05:34.177
7 -	OUTLAP	16.483	141.2	25.173	90.1	22.461	119.6	1:42.898	85.13	11.110	12:07:17.075
8 -	30.854	16.073	144.6	25.076	89.5	21.561	142.1	1:33.564	93.62	1.776	12:08:50.639
9 -	28.951	16.266	144.0	25.118	84.2	21.943	141.8	1:32.278	94.92	0.490	12:10:22.917
10 -	29.393	16.084	145.8	25.018	88.0	21.614	140.9	1:32.109	95.10	0.321	12:11:55.026
11 -	29.169	15.994	144.9	24.952	84.5	21.673	141.5	1:31.788	(1) 95.43		12:13:26.814
12 -	29.128	16.129	146.5	25.160	87.2	22.034	141.8	1:32.451	94.75	0.663	12:14:59.265
13 -	29.269	16.115	144.0	25.217	87.9	21.719	140.6	1:32.320	94.88	0.532	12:16:31.585

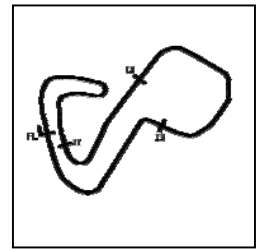
P10 55		Kevin KEYES				Kawasaki - Team #109					
IDEAL LAP TIME : 1:31.612		BEST LAP TIME : 1:31.857				DIFFERENCE : 0.245					
LAP	SECTOR 1	SECTOR 2		SECTOR 3		SECTOR 4		LAP TIME	MPH	DIFF	TIME OF DAY
1 -	29.471	16.418	144.9	25.193	86.3	22.066	139.2	1:33.148	94.04	1.291	11:53:13.484
2 -	29.164	16.187	144.9	25.114	88.6	21.801	139.8	1:32.266	(3) 94.94	0.409	11:54:45.750
3 -	29.306	17.029	120.2	27.118	80.1	IN PIT		7:50.915	P 18.60	6:19.058	12:02:36.665
4 -	OUTLAP	16.766	145.2	25.259	88.1	21.941	139.5	1:35.984	91.26	4.127	12:04:12.649
5 -	29.212	16.143	141.2	24.986	82.3	21.650	140.9	1:31.991	(2) 95.22	0.134	12:05:44.640
6 -	30.021	16.016	142.4	25.045	87.9	21.904	139.5	1:32.986	94.20	1.129	12:07:17.626
7 -	29.055	16.180	144.9	24.914	91.6	21.708	140.1	1:31.857	(1) 95.36		12:08:49.483
8 -	29.295	16.351	144.9	24.891	91.0	21.837	139.2	1:32.374	94.83	0.517	12:10:21.857
9 -	29.337	16.091	143.0	25.165	85.7	IN PIT		3:15.379	P 44.83	1:43.522	12:13:37.236
10 -	OUTLAP	16.483	140.6	26.369	87.8	22.055	138.6	1:36.961	90.34	5.104	12:15:14.197

P11 99		Ben LUXTON				Kawasaki - G & S Racing					
IDEAL LAP TIME : 1:31.822		BEST LAP TIME : 1:31.936				DIFFERENCE : 0.114					
LAP	SECTOR 1	SECTOR 2		SECTOR 3		SECTOR 4		LAP TIME	MPH	DIFF	TIME OF DAY
1 -	OUTLAP	18.104	133.6	26.652	81.8	22.258	140.3	1:40.266	87.36	8.330	11:52:16.202
2 -	29.989	16.465	142.4	25.266	81.9	22.464	140.3	1:34.184	93.00	2.248	11:53:50.386
3 -	29.911	16.795	136.1	25.057	87.1	21.753	141.2	1:33.516	93.67	1.580	11:55:23.902
4 -	29.423	16.272	145.2	24.935	85.5	21.797	142.1	1:32.427	94.77	0.491	11:56:56.329
5 -	30.859	16.879	132.6	26.561	79.7	IN PIT		9:01.377	P 16.18	7:29.441	12:05:57.706
6 -	OUTLAP	16.841	141.8	25.305	89.4	21.893	141.2	1:41.383	86.40	9.447	12:07:39.089
7 -	29.201	16.253	144.9	24.889	85.8	21.734	140.6	1:32.077	(2) 95.13	0.141	12:09:11.166
8 -	29.219	16.204	146.2	24.822	82.4	22.336	140.1	1:32.581	94.61	0.645	12:10:43.747

Weather / Track : Sunny / Dry

Brands Hatch GP
Circuit Length = 2.4332 miles
Start: 11:50 Flag 12:15 End: 12:17

QUALIFYING - SECTOR ANALYSIS



SECTOR 1 = FL to I1, SECTOR 2 = I1 to I2 SECTOR 3 = I2 to I3, SECTOR 4 = I3 to FL, DIFF = Difference To Personal Best Lap, P = Crossed Finish Line in Pit Lane, D = Time Disallowed

9 -	29.557	16.240	144.9	24.875	87.8	21.688	140.6	1:32.360 (3)	94.84	0.424	12:12:16.107
10 -	29.204	16.164	145.2	24.791	81.5	22.296	140.9	1:32.455	94.74	0.519	12:13:48.562
11 -	29.290	16.163	146.2	24.816	89.1	21.667	141.8	1:31.936 (1)	95.28		12:15:20.498

P12 32		Mark PIPER				Yamaha - Pied Piper Racing					
IDEAL LAP TIME : 1:31.836		BEST LAP TIME : 1:31.950				DIFFERENCE : 0.114					
LAP	SECTOR 1	SECTOR 2		SECTOR 3		SECTOR 4		LAP TIME	MPH	DIFF	TIME OF DAY
1 -	OUTLAP	17.139	134.4	26.662	76.6	22.688	143.3	1:39.735	87.83	7.785	11:51:45.653
2 -	29.885	17.512	140.9	25.487	83.4	21.842	141.8	1:34.726	92.47	2.776	11:53:20.379
3 -	29.727	16.357	143.0	25.614	82.1	22.388	141.5	1:34.086	93.10	2.136	11:54:54.465
4 -	29.666	16.193	145.2	25.552	90.1	22.025	139.8	1:33.436	93.75	1.486	11:56:27.901
5 -	29.127	16.135	146.2	25.288	89.0	21.723	141.2	1:32.273 (2)	94.93	0.323	11:58:00.174
6 -	29.733	16.647	132.1	25.529	85.5	21.799	140.9	1:33.708	93.48	1.758	11:59:33.882
7 -	30.275	16.532	143.0	25.427	91.6	21.725	139.2	1:33.959	93.23	2.009	12:01:07.841
8 -	30.098	16.695	143.0	25.346	87.0	21.845	139.2	1:33.984	93.20	2.034	12:02:41.825
9 -	29.410	16.425	144.6	25.435	81.8	IN PIT		3:23.199 P	43.10	1:51.249	12:06:05.024
10 -	OUTLAP	16.931	142.4	25.199	87.7	21.708	140.6	1:34.660	92.54	2.710	12:07:39.684
11 -	29.812	16.347	147.1	25.041	91.3	21.742	141.2	1:32.942	94.25	0.992	12:09:12.626
12 -	29.470	16.313	147.1	25.094	88.0	21.699	141.8	1:32.576 (3)	94.62	0.626	12:10:45.202
13 -	30.023	16.330	146.5	25.232	87.8	21.683	140.6	1:33.268	93.92	1.318	12:12:18.470
14 -	29.216	16.070	147.4	25.066	87.2	21.598	142.1	1:31.950 (1)	95.26		12:13:50.420

P13 26		Adam HARTGROVE				Yamaha - Adam Hartgrove Racing					
IDEAL LAP TIME : 1:32.120		BEST LAP TIME : 1:32.293				DIFFERENCE : 0.173					
LAP	SECTOR 1	SECTOR 2		SECTOR 3		SECTOR 4		LAP TIME	MPH	DIFF	TIME OF DAY
1 -	OUTLAP	17.272	132.6	26.541	76.0	22.383	143.0	1:41.975	85.90	9.682	11:51:46.013
2 -	30.545	16.805	133.9	26.483	82.5	21.975	143.0	1:35.808	91.43	3.515	11:53:21.821
3 -	30.007	16.416	137.2	25.351	86.9	22.185	142.4	1:33.959	93.23	1.666	11:54:55.780
4 -	29.797	16.444	133.9	25.140	84.9	21.987	140.3	1:33.368	93.82	1.075	11:56:29.148
5 -	30.753	16.581	132.6	25.850	82.7	IN PIT		6:05.128 P	23.99	4:32.835	12:02:34.276
6 -	OUTLAP	16.710	136.3	25.339	85.9	21.876	140.6	1:37.554	89.79	5.261	12:04:11.830
7 -	29.552	16.306	139.2	25.027	82.5	21.650	141.5	1:32.535 (2)	94.66	0.242	12:05:44.365
8 -	29.749	16.278	139.8	25.325	83.7	22.108	140.9	1:33.460	93.72	1.167	12:07:17.825
9 -	29.515	16.189	139.5	25.008	88.3	21.581	141.8	1:32.293 (1)	94.91		12:08:50.118
10 -	29.342	16.600	137.7	25.411	83.3	21.826	142.1	1:33.179 (3)	94.01	0.886	12:10:23.297

P14 2		TJ TOMS				Kawasaki - Squidge Racing					
IDEAL LAP TIME : 1:32.088		BEST LAP TIME : 1:32.315				DIFFERENCE : 0.227					
LAP	SECTOR 1	SECTOR 2		SECTOR 3		SECTOR 4		LAP TIME	MPH	DIFF	TIME OF DAY
1 -	OUTLAP	17.280	126.3	27.000	76.4	22.388	142.4	1:41.018	86.71	8.703	11:51:45.774
2 -	30.339	16.886	138.3	25.786	84.7	22.362	138.6	1:35.373	91.84	3.058	11:53:21.147
3 -	30.330	16.337	141.8	25.271	87.2	22.127	141.5	1:34.065	93.12	1.750	11:54:55.212
4 -	29.725	16.091	143.7	25.268	85.7	21.880	140.3	1:32.964	94.22	0.649	11:56:28.176
5 -	29.440	16.249	141.5	25.108	88.4	21.700	141.5	1:32.497 (2)	94.70	0.182	11:58:00.673
6 -	29.345	16.396	146.2	25.002	94.2	22.023	140.1	1:32.766	94.42	0.451	11:59:33.439
7 -	29.477	16.187	144.6	25.110	91.4	21.803	139.8	1:32.577 (3)	94.62	0.262	12:01:06.016
8 -	29.639	16.206	143.0	25.517	86.9	IN PIT		9:11.944 P	15.87	7:39.629	12:10:17.960
9 -	OUTLAP	16.930	130.0	26.472	92.0	22.417	140.1	1:42.345	85.59	10.030	12:12:00.305
10 -	30.226	16.250	146.5	25.034	94.1	21.680	140.6	1:33.190	93.99	0.875	12:13:33.495
11 -	29.538	16.104	147.4	24.972	94.3	21.701	141.8	1:32.315 (1)	94.89		12:15:05.810

P15 17		Josh WOOD				Kawasaki - Wood Racing					
IDEAL LAP TIME : 1:32.086		BEST LAP TIME : 1:32.610				DIFFERENCE : 0.524					
LAP	SECTOR 1	SECTOR 2		SECTOR 3		SECTOR 4		LAP TIME	MPH	DIFF	TIME OF DAY
1 -	OUTLAP	16.939	141.5	26.639	79.7	22.357	144.3	1:39.149	88.35	6.539	11:51:46.374
2 -	30.181	16.528	137.7	25.712	87.1	21.631	144.9	1:34.052	93.13	1.442	11:53:20.426
3 -	29.311	16.354	136.1	25.443	79.1	21.773	143.3	1:32.881	94.31	0.271	11:54:53.307
4 -	29.085	16.266	143.0	25.444	82.6	21.815	142.7	1:32.610 (1)	94.58		11:56:25.917
5 -	29.357	16.230	141.5	25.365	80.2	21.893	142.4	1:32.845	94.34	0.235	11:57:58.762
6 -	29.287	16.160	141.5	25.301	81.7	21.904	141.8	1:32.652 (2)	94.54	0.042	11:59:31.414

Weather / Track : Sunny / Dry

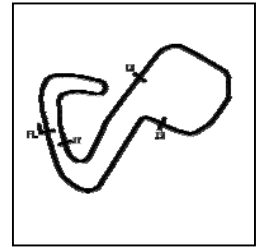
Brands Hatch GP
Circuit Length = 2.4332 miles
Start: 11:50 Flag 12:15 End: 12:17

MCRCB BULLETIN TK099

2018 Bennetts British Superbike Championship - Round 6

2018 Pirelli National Superstock 600 Championship with Black Horse

QUALIFYING - SECTOR ANALYSIS



SECTOR 1 = FL to I1, SECTOR 2 = I1 to I2 SECTOR 3 = I2 to I3, SECTOR 4 = I3 to FL, DIFF = Difference To Personal Best Lap, P = Crossed Finish Line in Pit Lane, D = Time Disallowed

LAP	SECTOR 1	SECTOR 2	SECTOR 3	SECTOR 4	LAP TIME	MPH	DIFF	TIME OF DAY
7 -	34.100				IN PIT	6:18.638	P 23.13	4:46.028 12:05:50.052
8 -	OUTLAP	17.251	137.2	25.957	84.3	22.565	141.2	1:42.721 85.27 10.111 12:07:32.773
9 -	29.801	16.407	142.7	25.215	83.8	21.829	141.8	1:33.252 93.93 0.642 12:09:06.025
10 -	29.463	16.340	141.8	25.210	83.3	21.702	142.4	1:32.715 (3) 94.48 0.105 12:10:38.740
11 -	31.834	16.468	138.0	25.300	83.4	22.209	141.5	1:35.811 91.42 3.201 12:12:14.551
12 -	29.521	16.367	138.3	25.674	78.3	22.347	141.8	1:33.909 93.28 1.299 12:13:48.460
13 -	29.725	16.160	143.0	25.238	87.0	22.108	138.3	1:33.231 93.95 0.621 12:15:21.691

P16 3		Mark CLAYTON				Yamaha - KSM Racing			
IDEAL LAP TIME : 1:32.602		BEST LAP TIME : 1:32.695		DIFFERENCE : 0.093					
LAP	SECTOR 1	SECTOR 2	SECTOR 3	SECTOR 4	LAP TIME	MPH	DIFF	TIME OF DAY	
1 -	OUTLAP	17.364	136.1	26.822	78.2	22.772	139.8	1:41.435 86.35 8.740 11:52:55.060	
2 -	30.497	16.653	142.1	25.574	83.1	22.304	140.6	1:35.028 92.18 2.333 11:54:30.088	
3 -	29.842	16.543	143.0	25.346	85.5	22.108	140.3	1:33.839 93.34 1.144 11:56:03.927	
4 -	29.822	16.361	143.0	25.274	87.4	22.123	140.6	1:33.580 93.60 0.885 11:57:37.507	
5 -	30.235	16.595	142.4	26.443	81.9	22.128	140.6	1:35.401 91.82 2.706 11:59:12.908	
6 -	29.780	16.441	142.7	26.628	78.7	IN PIT		4:38.871 P 31.41 3:06.176 12:03:51.779	
7 -	OUTLAP	16.919	133.1	26.334	82.4	22.048	140.6	1:38.484 88.94 5.789 12:05:30.263	
8 -	29.527	16.203	144.3	25.063	87.0	21.902	140.6	1:32.695 (1) 94.50 12:07:02.958	
9 -	29.917	16.242	143.7	25.265	83.8	21.908	140.9	1:33.332 93.85 0.637 12:08:36.290	
10 -	29.894	16.294	142.4	25.284	83.9	21.989	141.2	1:33.461 93.72 0.766 12:10:09.751	
11 -	30.048	16.425	142.1	25.383	84.2	22.020	140.6	1:33.876 93.31 1.181 12:11:43.627	
12 -	29.662	16.357	142.4	25.428	82.3	22.098	140.9	1:33.545 93.64 0.850 12:13:17.172	
13 -	29.546	16.312	143.7	25.195	81.6	22.104	141.5	1:33.157 (3) 94.03 0.462 12:14:50.329	
14 -	29.568	16.145	144.3	25.173	86.9	21.867	141.8	1:32.753 (2) 94.44 0.058 12:16:23.082	

P17 19		James ALDERSON				Triumph - R Alderson & Sons Racing			
IDEAL LAP TIME : 1:32.564		BEST LAP TIME : 1:32.774		DIFFERENCE : 0.210					
LAP	SECTOR 1	SECTOR 2	SECTOR 3	SECTOR 4	LAP TIME	MPH	DIFF	TIME OF DAY	
1 -	OUTLAP	17.999	139.8	27.462	75.4	23.250	139.5	1:45.103 83.34 12.329 11:51:51.857	
2 -	30.558	16.751	144.9	30.136	72.3	IN PIT		2:58.758 P 49.00 1:25.984 11:54:50.615	
3 -	OUTLAP	16.840	144.6	25.351	91.9	22.245	139.2	1:42.086 85.80 9.312 11:56:32.701	
4 -	30.108	16.877	143.3	25.247	90.3	22.505	138.3	1:34.737 92.46 1.963 11:58:07.438	
5 -	30.033	16.698	143.3	25.248	90.1	22.159	138.6	1:34.138 93.05 1.364 11:59:41.576	
6 -	29.617	16.513	143.3	24.928	93.8	22.047	137.5	1:33.105 94.08 0.331 12:01:14.681	
7 -	30.271	16.678	143.0	25.334	90.6	22.197	137.2	1:34.480 92.71 1.706 12:02:49.161	
8 -	29.553	16.427	144.6	24.831	91.9	21.963	138.0	1:32.774 (1) 94.42 12:04:21.935	
9 -	31.611	17.174	140.6	25.667	89.7	IN PIT		5:06.361 P 28.59 3:33.587 12:09:28.296	
10 -	OUTLAP	17.056	141.5	25.760	89.7	22.434	137.5	1:41.197 86.56 8.423 12:11:09.493	
11 -	29.815	16.524	144.9	25.204	91.8	22.230	138.0	1:33.773 93.41 0.999 12:12:43.266	
12 -	29.561	16.417	144.3	24.945	90.9	22.013	138.9	1:32.936 (3) 94.25 0.162 12:14:16.202	
13 -	29.364	16.517	144.3	24.969	92.0	21.952	138.3	1:32.802 (2) 94.39 0.028 12:15:49.004	

P18 6		Conor WHEELER				Yamaha - Conor Wheeler Racing			
IDEAL LAP TIME : 1:32.652		BEST LAP TIME : 1:32.997		DIFFERENCE : 0.345					
LAP	SECTOR 1	SECTOR 2	SECTOR 3	SECTOR 4	LAP TIME	MPH	DIFF	TIME OF DAY	
1 -	OUTLAP	16.967	133.1	26.757	77.6	22.371	140.9	1:40.910 86.80 7.913 11:51:45.602	
2 -	30.320	17.371	138.3	26.284	81.0	22.173	140.3	1:36.148 91.10 3.151 11:53:21.750	
3 -	30.422	16.561	140.6	26.204	83.9	21.915	140.1	1:35.102 92.10 2.105 11:54:56.852	
4 -	30.091	16.308	142.1	25.294	83.2	21.912	141.2	1:33.605 93.58 0.608 11:56:30.457	
5 -	29.724	16.502	134.2	25.944	81.8	IN PIT		4:53.670 P 29.82 3:20.673 12:01:24.127	
6 -	OUTLAP	16.694	141.5	25.811	82.1	22.075	139.2	1:38.160 89.24 5.163 12:03:02.287	
7 -	29.392	16.484	142.1	25.338	82.2	21.982	139.2	1:33.196 (2) 93.99 0.199 12:04:35.483	
8 -	29.515	16.684	140.9	25.316	81.7	21.946	139.2	1:33.461 93.72 0.464 12:06:08.944	
9 -	29.561	16.532	143.7	25.225	83.4	21.952	140.1	1:33.270 93.91 0.273 12:07:42.214	
10 -	29.809	16.396	144.3	25.103	84.8	21.946	140.3	1:33.254 (3) 93.93 0.257 12:09:15.468	
11 -	29.639	16.406	143.3	25.089	84.4	21.863	140.3	1:32.997 (1) 94.19 12:10:48.465	
12 -	31.270	17.027	137.7	26.226	80.0	IN PIT		2:37.296 P 55.69 1:04.299 12:13:25.761	
13 -	OUTLAP	16.843	142.1	25.429	82.1	21.864	140.9	1:37.627 89.72 4.630 12:15:03.388	
14 -	29.662	16.497	142.7	25.274	83.9	21.995	134.2	1:33.428 93.76 0.431 12:16:36.816	

Weather / Track : Sunny / Dry

Brands Hatch GP

Circuit Length = 2.4332 miles

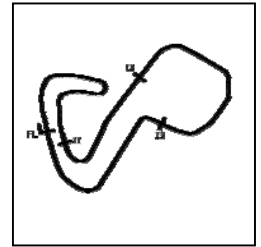
Start: 11:50 Flag 12:15 End: 12:17

MCRCB BULLETIN TK099

2018 Bennetts British Superbike Championship - Round 6

2018 Pirelli National Superstock 600 Championship with Black Horse

QUALIFYING - SECTOR ANALYSIS



SECTOR 1 = FL to I1, SECTOR 2 = I1 to I2 SECTOR 3 = I2 to I3, SECTOR 4 = I3 to FL, DIFF = Difference To Personal Best Lap, P = Crossed Finish Line in Pit Lane, D = Time Disallowed

P19 71		Charlie FARRER				Yamaha - Paul Veazey Racing					
IDEAL LAP TIME : 1:32.752		BEST LAP TIME : 1:32.998				DIFFERENCE : 0.246					
LAP	SECTOR 1	SECTOR 2		SECTOR 3		SECTOR 4		LAP TIME	MPH	DIFF	TIME OF DAY
1 -	OUTLAP	17.644	142.4	26.962	78.2	22.745	142.4	1:43.910	84.30	10.912	11:51:48.803
2 -	32.075	16.773	136.3	26.011	80.7	22.159	145.2	1:37.018	90.29	4.020	11:53:25.821
3 -	29.931	16.607	145.5	25.340	77.1	21.991	142.7	1:33.869	93.31	0.871	11:54:59.690
4 -	30.285	16.572	140.6	25.698	76.9		IN PIT	5:56.538	P 24.56	4:23.540	12:00:56.228
5 -	OUTLAP	17.178	143.0	25.821	75.7	22.401	140.3	1:38.546	88.89	5.548	12:02:34.774
6 -	30.718	17.639	140.6	25.543	80.0	21.959	141.8	1:35.859	91.38	2.861	12:04:10.633
7 -	29.738	16.522	145.5	25.451	76.6	21.955	141.8	1:33.666	93.52	0.668	12:05:44.299
8 -	30.199	16.413	139.5	25.236	84.3		IN PIT	2:49.814	P 51.58	1:16.816	12:08:34.113
9 -	OUTLAP	17.295	134.4	26.522	73.5	23.279	141.8	1:39.742	87.82	6.744	12:10:13.855
10 -	29.961	16.589	138.9	25.576	78.6	22.107	141.8	1:34.233	92.95	1.235	12:11:48.088
11 -	29.572	16.429	142.1	25.318	84.0	21.981	142.1	1:33.300	(3) 93.88	0.302	12:13:21.388
12 -	29.483	16.249	145.5	25.482	84.3	21.784	142.7	1:32.998	(1) 94.19		12:14:54.386
13 -	29.644	16.349	140.1	25.430	82.8	21.868	142.7	1:33.291	(2) 93.89	0.293	12:16:27.677

P20 16		Luke HOPKINS				Yamaha - Hopkins Racing					
IDEAL LAP TIME : 1:32.739		BEST LAP TIME : 1:33.149				DIFFERENCE : 0.410					
LAP	SECTOR 1	SECTOR 2		SECTOR 3		SECTOR 4		LAP TIME	MPH	DIFF	TIME OF DAY
1 -	OUTLAP	17.582	138.3	26.190	76.9	22.512	140.1	1:41.610	86.21	8.461	11:51:49.223
2 -	30.350	16.416	143.0	25.661	82.3		IN PIT	2:00.557	P 72.66	27.408	11:53:49.780
3 -	OUTLAP	16.247	143.7	25.228	84.9	22.206	140.1	1:36.241	91.01	3.092	11:55:26.021
4 -	29.541	16.429	142.7	25.342	86.1	22.044	140.1	1:33.356	(2) 93.83	0.207	11:56:59.377
5 -	29.752	16.314	145.2	51.905	72.5		IN PIT	4:04.415	P 35.84	2:31.266	12:01:03.792
6 -	OUTLAP	16.752	135.0	26.532	79.9	22.553	138.0	1:43.061	84.99	9.912	12:02:46.853
7 -	29.752	16.427	140.3	25.675	85.4	22.079	138.9	1:33.933	93.25	0.784	12:04:20.786
8 -	29.797	16.432	144.9	25.426	85.1	22.062	139.8	1:33.717	93.47	0.568	12:05:54.503
9 -	29.526	16.413	144.3	25.601	86.3	21.857	140.1	1:33.397	(3) 93.79	0.248	12:07:27.900
10 -	30.189	16.733	142.7	25.506	80.9	22.164	139.2	1:34.592	92.60	1.443	12:09:02.492
11 -	29.743	16.401	140.6	25.431	87.6	21.966	139.2	1:33.541	93.64	0.392	12:10:36.033
12 -	29.755	16.421	143.3	25.621	85.5	22.010	138.9	1:33.807	93.38	0.658	12:12:09.840
13 -	29.721	16.384	143.7	25.313	88.7	21.981	139.5	1:33.399	93.78	0.250	12:13:43.239
14 -	29.611	16.476	137.5	25.109	87.9	21.953	140.1	1:33.149	(1) 94.04		12:15:16.388

P21 7		Aaron WRIGHT				Yamaha - Jezaro.com					
IDEAL LAP TIME : 1:32.971		BEST LAP TIME : 1:33.176				DIFFERENCE : 0.205					
LAP	SECTOR 1	SECTOR 2		SECTOR 3		SECTOR 4		LAP TIME	MPH	DIFF	TIME OF DAY
1 -	30.410	16.686	143.3	26.444	79.3	22.718	139.2	1:36.258	91.00	3.082	11:53:23.441
2 -	30.268	16.740	141.5	25.912	80.2	22.472	140.1	1:35.392	91.82	2.216	11:54:58.833
3 -	30.335	16.737	141.2	25.847	78.3	22.404	140.1	1:35.323	91.89	2.147	11:56:34.156
4 -	29.776	16.476	141.5	25.412	80.2	22.160	140.3	1:33.824	(3) 93.36	0.648	11:58:07.980
5 -	30.742	16.829	143.3	26.025	79.8		IN PIT	4:29.464	P 32.50	2:56.288	12:02:37.444
6 -	OUTLAP	16.979	138.6	25.930	78.0	22.638	135.0	1:37.944	89.43	4.768	12:04:15.388
7 -	43.634	18.520	138.0	29.845	58.2	25.096	136.3	1:57.095	74.80	23.919	12:06:12.483
8 -	37.820	18.222	142.1	25.951	76.6	22.645	138.6	1:44.638	83.71	11.462	12:07:57.121
9 -	30.183	16.922	144.0	25.561	80.1	22.449	138.3	1:35.115	92.09	1.939	12:09:32.236
10 -	44.920	20.441	134.4	26.574	74.8	22.159	139.8	1:54.094	76.77	20.918	12:11:26.330
11 -	29.730	16.431	144.6	25.097	85.5	21.918	139.8	1:33.176	(1) 94.01		12:12:59.506
12 -	30.143	16.455	142.7	25.192	81.8	22.081	139.8	1:33.871	93.31	0.695	12:14:33.377
13 -	29.525	16.460	145.8	25.277	84.2	22.153	139.2	1:33.415	(2) 93.77	0.239	12:16:06.792

P22 42		Sam HOLME				Yamaha - Everquip Racing					
IDEAL LAP TIME : 1:33.190		BEST LAP TIME : 1:33.440				DIFFERENCE : 0.250					
LAP	SECTOR 1	SECTOR 2		SECTOR 3		SECTOR 4		LAP TIME	MPH	DIFF	TIME OF DAY
1 -	OUTLAP	17.236	135.0	26.752	76.5	22.198	141.2	1:40.796	86.90	7.356	11:51:45.027
2 -	30.144	16.771	131.3	25.570	82.9	21.952	141.5	1:34.437	92.75	0.997	11:53:19.464
3 -	29.855	16.636	132.1	25.708	77.0		IN PIT	3:38.337	P 40.12	2:04.897	11:56:57.801
4 -	OUTLAP	16.749	136.3	25.459	88.4	22.142	136.6	1:38.202	89.20	4.762	11:58:36.003
5 -	29.888	16.742	134.2	25.313	84.3	22.107	135.8	1:34.050	(3) 93.14	0.610	12:00:10.053

Weather / Track : Sunny / Dry

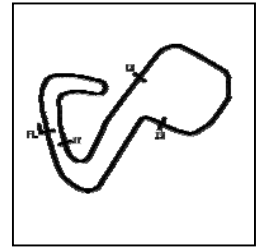
Brands Hatch GP
Circuit Length = 2.4332 miles
Start: 11:50 Flag 12:15 End: 12:17

MCRCB BULLETIN TK099

2018 Bennetts British Superbike Championship - Round 6

2018 Pirelli National Superstock 600 Championship with Black Horse

QUALIFYING - SECTOR ANALYSIS



SECTOR 1 = FL to I1, SECTOR 2 = I1 to I2 SECTOR 3 = I2 to I3, SECTOR 4 = I3 to FL, DIFF = Difference To Personal Best Lap, P = Crossed Finish Line in Pit Lane, D = Time Disallowed

6 -	29.591	16.754	139.2	25.149	90.8	22.205	135.8	1:33.699	(2)	93.48	0.259	12:01:43.752
7 -	30.054	16.617	135.5	25.312	87.2	22.221	136.3	1:34.204		92.98	0.764	12:03:17.956
8 -	29.472	16.665	140.1	25.202	86.0	22.101	136.6	1:33.440	(1)	93.74		12:04:51.396
9 -	29.623	16.994	135.0	25.892	88.5	IN PIT		3:24.223	P	42.89	1:50.783	12:08:15.619
10 -	OUTLAP	16.649	137.5	25.252	87.8	22.397	136.3	1:34.279		92.91	0.839	12:09:49.898

P23 66		Cameron FRASER				Yamaha - Jones Dorling Racing						
IDEAL LAP TIME : 1:33.238		BEST LAP TIME : 1:33.461				DIFFERENCE : 0.223						
LAP	SECTOR 1	SECTOR 2	SECTOR 3	SECTOR 4	LAP TIME	MPH	DIFF	TIME OF DAY				
1 -	OUTLAP	17.496	138.6	26.713	80.7	23.011	138.0	1:40.890	86.82	7.429	11:52:18.606	
2 -	30.522	16.947	145.2	25.798	83.5	22.792	137.5	1:36.059	91.19	2.598	11:53:54.665	
3 -	31.704	17.243	124.0	26.428	86.3	IN PIT		3:02.082	P	48.10	1:28.621	11:56:56.747
4 -	OUTLAP	16.772	141.5	25.587	85.7	22.413	138.0	1:39.979	87.61	6.518	11:58:36.726	
5 -	29.961	16.583	145.2	25.487	85.4	22.387	137.5	1:34.418	92.77	0.957	12:00:11.144	
6 -	29.803	16.675	144.0	25.280	86.1	22.275	137.2	1:34.033	93.15	0.572	12:01:45.177	
7 -	29.603	16.520	145.5	25.404	88.5	22.094	138.9	1:33.621	(3)	93.56	0.160	12:03:18.798
8 -	29.674	16.654	144.9	26.017	82.0	22.182	138.3	1:34.527	92.67	1.066	12:04:53.325	
9 -	29.757	16.573	145.2	25.369	85.5	22.341	138.3	1:34.040	93.15	0.579	12:06:27.365	
10 -	29.718	16.556	146.2	25.312	87.6	22.334	138.3	1:33.920	93.26	0.459	12:08:01.285	
11 -	30.382	16.511	145.8	25.625	82.0	22.370	137.7	1:34.888	92.31	1.427	12:09:36.173	
12 -	31.414	16.421	145.8	25.246	87.9	22.195	138.9	1:35.276	91.94	1.815	12:11:11.449	
13 -	30.004	16.463	145.2	25.232	86.5	22.163	138.3	1:33.862	93.32	0.401	12:12:45.311	
14 -	29.568	16.579	145.2	25.230	86.9	22.133	138.9	1:33.510	(2)	93.67	0.049	12:14:18.821
15 -	29.642	16.512	145.8	25.155	87.2	22.152	140.3	1:33.461	(1)	93.72		12:15:52.282

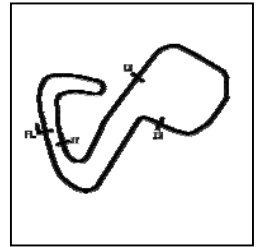
P24 46		Harry ROWLINGS				Triumph - BER / Steve Jordan Motorcycles						
IDEAL LAP TIME : 1:33.400		BEST LAP TIME : 1:33.727				DIFFERENCE : 0.327						
LAP	SECTOR 1	SECTOR 2	SECTOR 3	SECTOR 4	LAP TIME	MPH	DIFF	TIME OF DAY				
1 -	OUTLAP	17.005	132.6	26.193	76.5	22.380	141.8	1:39.459	88.07	5.732	11:51:52.769	
2 -	30.756	16.892	134.4	25.853	80.3	22.249	142.7	1:35.750	91.48	2.023	11:53:28.519	
3 -	31.455	17.283	127.8	25.951	80.9	IN PIT		2:07.230	P	68.85	33.503	11:55:35.749
4 -	OUTLAP	16.572	136.9	25.724	81.8	22.300	138.9	1:35.346	91.87	1.619	11:57:11.095	
5 -	29.843	16.395	138.9	25.783	84.9	22.106	139.2	1:34.127	93.06	0.400	11:58:45.222	
6 -	29.734	16.594	134.4	25.494	81.1	22.232	138.3	1:34.054	93.13	0.327	12:00:19.276	
7 -	30.702	17.609	120.9	26.045	80.6	22.938	138.0	1:37.294	90.03	3.567	12:01:56.570	
8 -	30.267	16.507	139.5	25.656	83.6	22.035	138.9	1:34.465	92.73	0.738	12:03:31.035	
9 -	29.886	16.552	137.2	25.552	82.9	22.140	137.7	1:34.130	93.06	0.403	12:05:05.165	
10 -	30.137	16.558	134.7	26.075	80.1	IN PIT		4:45.381	P	30.69	3:11.654	12:09:50.546
11 -	OUTLAP	17.342	134.7	26.128	83.7	22.375	138.0	1:37.873	89.50	4.146	12:11:28.419	
12 -	29.820	16.452	138.3	25.528	87.9	21.996	139.5	1:33.796	(2)	93.39	0.069	12:13:02.215
13 -	29.596	16.562	136.1	25.534	83.8	22.142	140.1	1:33.834	(3)	93.35	0.107	12:14:36.049
14 -	29.816	16.479	137.7	25.413	83.7	22.019	136.9	1:33.727	(1)	93.46		12:16:09.776

P25 31		Alex WOOD				Yamaha - Paul Veazey Racing						
IDEAL LAP TIME : 1:33.164		BEST LAP TIME : 1:33.768				DIFFERENCE : 0.604						
LAP	SECTOR 1	SECTOR 2	SECTOR 3	SECTOR 4	LAP TIME	MPH	DIFF	TIME OF DAY				
1 -	OUTLAP	17.357	136.9	26.758	77.8	22.259	138.3	1:40.096	87.51	6.328	11:51:44.887	
2 -	30.432	16.830	134.7	25.745	84.7	22.040	139.5	1:35.047	92.16	1.279	11:53:19.934	
3 -	29.657	16.590	128.3	25.586	76.7	22.372	138.3	1:34.205	92.98	0.437	11:54:54.139	
4 -	29.469	16.649	142.1	25.221	90.6	23.827	133.1	1:35.166	92.04	1.398	11:56:29.305	
5 -	29.732	16.611	141.5	25.340	94.1	22.134	137.7	1:33.817	(2)	93.37	0.049	11:58:03.122
6 -	29.716	16.659	141.2	25.536	88.4	22.080	137.2	1:33.991	93.19	0.223	11:59:37.113	
7 -	30.010	16.806	140.9	25.800	87.3	IN PIT		4:14.984	P	34.35	2:41.216	12:03:52.097
8 -	OUTLAP	17.174	141.8	25.995	80.8	22.257	137.5	1:38.642	88.80	4.874	12:05:30.739	
9 -	29.621	16.506	142.1	25.490	84.6	22.286	136.9	1:33.903	(3)	93.28	0.135	12:07:04.642
10 -	29.734	16.564	142.7	25.325	86.2	22.145	136.9	1:33.768	(1)	93.42		12:08:38.410
11 -	29.779	16.477	140.1	26.031	74.8	23.550	138.6	1:35.837	91.40	2.069	12:10:14.247	
12 -	30.240	16.540	141.5	25.441	86.0	22.004	138.0	1:34.225	92.96	0.457	12:11:48.472	
13 -	29.585	16.470	140.3	25.517	84.8	22.407	139.8	1:33.979	93.21	0.211	12:13:22.451	

Weather / Track : Sunny / Dry

Brands Hatch GP
Circuit Length = 2.4332 miles
Start: 11:50 Flag 12:15 End: 12:17

QUALIFYING - SECTOR ANALYSIS



SECTOR 1 = FL to I1, SECTOR 2 = I1 to I2 SECTOR 3 = I2 to I3, SECTOR 4 = I3 to FL, DIFF = Difference To Personal Best Lap, P = Crossed Finish Line in Pit Lane, D = Time Disallowed

P26 57		Charlie MORRIS				Suzuki - M Motorsport Racing						
IDEAL LAP TIME : 1:33.847		BEST LAP TIME : 1:34.058				DIFFERENCE : 0.211						
LAP	SECTOR 1	SECTOR 2		SECTOR 3		SECTOR 4		LAP TIME	MPH	DIFF	TIME OF DAY	
1 -	OUTLAP	18.011	124.9	27.418	79.5	23.079	138.6	1:44.260	84.01	10.202	11:51:49.545	
2 -	30.708	16.815	134.2	25.960	86.2	22.539	139.2	1:36.022	91.22	1.964	11:53:25.567	
3 -	29.644	16.566	138.6	25.529	83.6	22.319	137.7	1:34.058 (1)	93.13		11:54:59.625	
4 -	29.926	16.530	138.6	25.836	82.3	22.457	138.6	1:34.749	92.45	0.691	11:56:34.374	
5 -	29.698	16.622	138.0	25.793	81.6	IN PIT		4:16.532	P	34.14	2:42.474	12:00:50.906
6 -	OUTLAP	17.159	129.8	26.191	83.6	23.024	133.1	1:39.837	87.74	5.779	12:02:30.743	
7 -	29.977	16.782	135.2	26.125	85.5	IN PIT		3:02.089	P	48.10	1:28.031	12:05:32.832
8 -	OUTLAP	16.859	132.8	26.159	83.4	22.518	136.1	1:37.096	90.21	3.038	12:07:09.928	
9 -	29.870	16.542	137.7	25.670	83.5	22.417	135.8	1:34.499	92.69	0.441	12:08:44.427	
10 -	29.718	16.381	134.4	25.660	82.7	22.365	138.0	1:34.124	(2)	0.066	12:10:18.551	
11 -	29.680	16.478	138.0	25.674	81.0	22.364	135.0	1:34.196	(3)	0.138	12:11:52.747	
12 -	29.917	16.659	135.0	25.607	82.8	22.293	138.0	1:34.476	92.72	0.418	12:13:27.223	
13 -	29.781	16.578	134.4	25.965	82.9	22.311	135.5	1:34.635	92.56	0.577	12:15:01.858	
14 -	30.033	16.702	137.5	25.722	84.8	22.435	136.6	1:34.892	92.31	0.834	12:16:36.750	

P27 91		Kaine SHERIFF				Yamaha - Sheriff Racing						
IDEAL LAP TIME : 1:34.427		BEST LAP TIME : 1:34.427				DIFFERENCE : 0.000						
LAP	SECTOR 1	SECTOR 2		SECTOR 3		SECTOR 4		LAP TIME	MPH	DIFF	TIME OF DAY	
1 -	OUTLAP	17.913	134.2	27.447	74.3	23.180	136.1	1:45.306	83.18	10.879	11:51:51.126	
2 -	30.684	17.023	138.3	26.212	77.6	22.876	136.9	1:36.795	90.49	2.368	11:53:27.921	
3 -	31.376	16.861	136.1	26.154	79.0	22.773	138.0	1:37.164	90.15	2.737	11:55:05.085	
4 -	30.635	16.888	132.1	26.250	78.9	22.801	137.5	1:36.574	90.70	2.147	11:56:41.659	
5 -	30.641	16.788	134.7	26.401	78.7	22.616	136.3	1:36.446	90.82	2.019	11:58:18.105	
6 -	30.297	16.951	132.8	26.041	81.1	22.662	135.2	1:35.951	(3)	91.29	1.524	11:59:54.056
7 -	31.033	16.976	132.3	26.386	77.0	IN PIT		2:40.003	P	54.74	1:05.576	12:02:34.059
8 -	OUTLAP	17.090	133.4	26.168	82.5	22.526	136.1	1:40.146	87.47	5.719	12:04:14.205	
9 -	31.367	16.935	136.9	25.888	80.5	22.566	136.1	1:36.756	90.53	2.329	12:05:50.961	
10 -	30.414	16.948	133.9	26.552	81.4	22.508	136.3	1:36.422	90.84	1.995	12:07:27.383	
11 -	30.556	16.903	135.0	26.773	78.3	IN PIT		3:16.234	P	44.63	1:41.807	12:10:43.617
12 -	OUTLAP	17.171	133.4	26.323	83.1	22.647	136.6	1:41.309	86.46	6.882	12:12:24.926	
13 -	30.355	16.937	136.3	25.919	82.9	22.296	136.9	1:35.507	(2)	91.71	1.080	12:14:00.433
14 -	29.944	16.673	140.1	25.564	85.1	22.246	131.3	1:34.427 (1)	92.76		12:15:34.860	

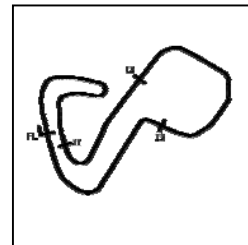
P28 77		Matty WHELAN				MV Agusta - Blueline Bennetts MV Agusta						
IDEAL LAP TIME : 1:34.327		BEST LAP TIME : 1:34.750				DIFFERENCE : 0.423						
LAP	SECTOR 1	SECTOR 2		SECTOR 3		SECTOR 4		LAP TIME	MPH	DIFF	TIME OF DAY	
1 -	OUTLAP	17.691	144.0	27.239	73.4	23.880	136.6	1:42.765	85.24	8.015	11:51:52.259	
2 -	30.633	16.775	138.0	26.096	84.4	22.609	137.5	1:36.113	91.14	1.363	11:53:28.372	
3 -	30.147	16.900	135.2	26.035	86.3	22.785	135.2	1:35.867	91.37	1.117	11:55:04.239	
4 -	30.048	16.728	136.9	26.129	87.6	22.456	135.8	1:35.361	91.85	0.611	11:56:39.600	
5 -	30.243	16.601	139.8	25.748	91.5	22.802	134.7	1:35.394	91.82	0.644	11:58:14.994	
6 -	30.082	16.672	138.3	25.854	90.8	22.395	134.2	1:35.003	92.20	0.253	11:59:49.997	
7 -	29.976	16.758	136.9	25.787	91.3	23.210	133.6	1:35.731	91.50	0.981	12:01:25.728	
8 -	29.871	16.658	139.5	26.013	89.4	22.507	134.4	1:35.049	92.16	0.299	12:03:00.777	
9 -	29.928	16.767	139.8	25.784	89.4	IN PIT		4:53.843	P	29.81	3:19.093	12:07:54.620
10 -	OUTLAP	16.800	138.9	26.847	88.6	23.010	135.2	1:41.939	85.93	7.189	12:09:36.559	
11 -	30.181	16.480	141.2	25.751	90.3	22.447	135.2	1:34.859	(3)	92.34	0.109	12:11:11.418
12 -	30.216	16.607	141.2	25.658	89.8	22.613	135.2	1:35.094	92.11	0.344	12:12:46.512	
13 -	29.829	16.576	139.8	25.803	89.7	22.542	135.8	1:34.750 (1)	92.45		12:14:21.262	
14 -	29.990	16.445	140.9	25.823	91.9	22.561	136.3	1:34.819	(2)	92.38	0.069	12:15:56.081

P29 27		Jamie ASHBY				Yamaha - JPA Racing / Davison Transport					
IDEAL LAP TIME : 1:34.879		BEST LAP TIME : 1:35.083				DIFFERENCE : 0.204					
LAP	SECTOR 1	SECTOR 2		SECTOR 3		SECTOR 4		LAP TIME	MPH	DIFF	TIME OF DAY
1 -	OUTLAP	17.825	133.9	27.847	70.1	23.922	137.5	1:44.211	84.05	9.128	11:52:11.628
2 -	31.969	17.266	136.1	26.730	73.1	23.271	137.2	1:39.236	88.27	4.153	11:53:50.864
3 -	31.562	17.090	136.1	26.340	79.0	22.848	139.2	1:37.840	89.53	2.757	11:55:28.704

Brands Hatch GP
 Circuit Length = 2.4332 miles
 Start: 11:50 Flag 12:15 End: 12:17

Weather / Track : Sunny / Dry

QUALIFYING - SECTOR ANALYSIS



SECTOR 1 = FL to I1, SECTOR 2 = I1 to I2 SECTOR 3 = I2 to I3, SECTOR 4 = I3 to FL, DIFF = Difference To Personal Best Lap, P = Crossed Finish Line in Pit Lane, D = Time Disallowed

4 -	30.938	17.048	138.0	26.158	83.4	22.761	139.2	1:36.905	90.39	1.822	11:57:05.609
5 -	31.120	16.853	139.2	26.237	82.3	22.681	139.2	1:36.891	90.40	1.808	11:58:42.500
6 -	30.817	16.820	140.1	26.134	81.8	22.783	138.3	1:36.554	90.72	1.471	12:00:19.054
7 -	30.862	16.927	138.6	26.352	80.3	23.097	136.9	1:37.238	90.08	2.155	12:01:56.292
8 -	31.447	16.770	137.2	26.166	81.6	22.645	138.6	1:37.028	90.28	1.945	12:03:33.320
9 -	30.625	16.790	138.9	25.948	84.7	22.565	138.3	1:35.928	91.31	0.845	12:05:09.248
10 -	30.547	16.672	138.9	25.778	86.0	22.581	138.0	1:35.578 (3)	91.65	0.495	12:06:44.826
11 -	30.586	16.706	140.9	25.931	85.4	22.528	137.7	1:35.751	91.48	0.668	12:08:20.577
12 -	30.589	16.598	140.9	25.925	84.9	22.756	138.9	1:35.868	91.37	0.785	12:09:56.445
13 -	30.647	16.587	139.8	26.287	83.2	22.515	138.9	1:36.036	91.21	0.953	12:11:32.481
14 -	30.413	16.639	141.2	25.943	84.3	22.525	139.2	1:35.520 (2)	91.70	0.437	12:13:08.001
15 -	30.510	16.485	137.7	25.647	86.7	22.441	139.2	1:35.083 (1)	92.12		12:14:43.084
16 -	30.306	16.787	138.3	26.133	84.5	22.479	139.2	1:35.705	91.52	0.622	12:16:18.789

P30	44	Ewan POTTER				Yamaha - Jones Dorling Racing						
IDEAL LAP TIME : 1:34.742		BEST LAP TIME : 1:35.189				DIFFERENCE : 0.447						
LAP	SECTOR 1	SECTOR 2		SECTOR 3		SECTOR 4		LAP TIME	MPH	DIFF	TIME OF DAY	
1 -	OUTLAP	17.418	141.2	26.807	78.0	22.823	139.2	1:40.300	87.33	5.111	11:51:54.259	
2 -	31.400	16.793	145.5	26.632	79.8	22.784	139.8	1:37.609	89.74	2.420	11:53:31.868	
3 -	31.081	16.711	145.2	25.754	85.4	22.666	139.8	1:36.212	91.04	1.023	11:55:08.080	
4 -	30.700	16.773	144.3	25.872	82.7	22.745	138.9	1:36.090	91.16	0.901	11:56:44.170	
5 -	31.064	16.581	143.7	26.102	86.8	22.623	138.3	1:36.370	90.89	1.181	11:58:20.540	
6 -	30.765	16.765	143.3	26.121	84.5	22.826	137.7	1:36.477	90.79	1.288	11:59:57.017	
7 -	31.900					IN PIT		5:34.876	P	26.15	3:59.687	12:05:31.893
8 -	OUTLAP	16.849	144.6	26.077	83.3	22.597	139.8	1:38.682	88.76	3.493	12:07:10.575	
9 -	30.701	16.499	145.2	27.073	86.0	22.647	139.2	1:36.920	90.38	1.731	12:08:47.495	
10 -	30.793	16.854	139.8	25.727	86.3	22.330	141.2	1:35.704 (3)	91.53	0.515	12:10:23.199	
11 -	31.044	16.600	143.7	25.943	87.2	22.706	136.9	1:36.293	90.97	1.104	12:11:59.492	
12 -	30.931	16.716	145.8	25.635	84.4	22.383	138.9	1:35.665 (2)	91.56	0.476	12:13:35.157	
13 -	30.438	16.431	145.8	25.543	80.6	22.777	138.0	1:35.189 (1)	92.02		12:15:10.346	

P31	4	Connor MOODY				Kawasaki - Steelmate Racing						
IDEAL LAP TIME : 1:35.479		BEST LAP TIME : 1:35.676				DIFFERENCE : 0.197						
LAP	SECTOR 1	SECTOR 2		SECTOR 3		SECTOR 4		LAP TIME	MPH	DIFF	TIME OF DAY	
1 -	OUTLAP	17.484	130.8	26.813	77.9	22.995	138.6	1:41.881	85.98	6.205	11:51:47.411	
2 -	30.819	16.908	135.8	26.076	82.1	22.880	136.1	1:36.683	90.60	1.007	11:53:24.094	
3 -	30.441	16.841	138.3	25.472	83.7	22.922	136.3	1:35.676 (1)	91.55		11:54:59.770	
4 -	33.172	18.004	117.7	26.852	83.4	22.786	136.9	1:40.814	86.89	5.138	11:56:40.584	
5 -	30.708	17.103	136.1	31.963	44.6	IN PIT		4:06.486	P	35.53	2:30.810	12:00:47.070
6 -	OUTLAP	17.327	134.4	26.995	84.6	23.108	135.0	1:38.830	88.63	3.154	12:02:25.900	
7 -	30.908	17.283	133.4	25.855	87.1	22.725	134.4	1:36.771	90.52	1.095	12:04:02.671	
8 -	30.641	17.062	136.6	25.946	83.9	22.906	133.4	1:36.555 (2)	90.72	0.879	12:05:39.226	
9 -	37.876	19.370	116.1	29.930	70.7	IN PIT		3:21.243	P	43.52	1:45.567	12:09:00.469
10 -	OUTLAP	17.443	135.2	26.401	81.9	23.144	135.2	1:43.953	84.26	8.277	12:10:44.422	
11 -	31.112	17.147	138.0	25.852	84.3	22.760	135.2	1:36.871	90.42	1.195	12:12:21.293	
12 -	32.169	17.695	125.6	27.356	81.4	22.775	136.9	1:39.995	87.60	4.319	12:14:01.288	
13 -	30.657	17.237	139.2	25.939	83.4	22.801	135.5	1:36.634 (3)	90.64	0.958	12:15:37.922	

P32	47	Angus GOUGH				Yamaha - G Fab Racing						
IDEAL LAP TIME : 1:35.788		BEST LAP TIME : 1:36.192				DIFFERENCE : 0.404						
LAP	SECTOR 1	SECTOR 2		SECTOR 3		SECTOR 4		LAP TIME	MPH	DIFF	TIME OF DAY	
1 -	OUTLAP	18.190	127.8	27.707	72.5	23.460	138.6	1:45.889	82.72	9.697	11:51:51.703	
2 -	31.556	17.268	135.5	27.075	82.7	22.977	138.3	1:38.876	88.59	2.684	11:53:30.579	
3 -	30.731	17.313	138.6	25.866	87.0	23.542	137.5	1:37.452	89.88	1.260	11:55:08.031	
4 -	31.158	17.248	140.6	26.237	80.5	23.006	138.0	1:37.649	89.70	1.457	11:56:45.680	
5 -	30.597	17.296	141.5	26.519	76.0	23.029	137.5	1:37.441	89.89	1.249	11:58:23.121	
6 -	30.496	17.314	142.1	26.770	71.5	IN PIT		6:18.998	P	23.11	4:42.806	12:04:42.119
7 -	OUTLAP	17.301	132.3	26.958	76.0	23.166	135.2	1:41.138	86.61	4.946	12:06:23.257	
8 -	31.738	17.525	135.5	26.082	82.3	22.983	136.9	1:38.328	89.08	2.136	12:08:01.585	
9 -	30.586	16.806	145.5	25.933	79.9	22.867	138.3	1:36.192 (1)	91.06		12:09:37.777	
10 -	30.643	17.133	144.6	25.793	82.1	22.735	138.0	1:36.304 (3)	90.96	0.112	12:11:14.081	
11 -	31.005	17.306	140.9	26.510	77.8	23.055	136.9	1:37.876	89.49	1.684	12:12:51.957	

Weather / Track : Sunny / Dry

Brands Hatch GP

Circuit Length = 2.4332 miles

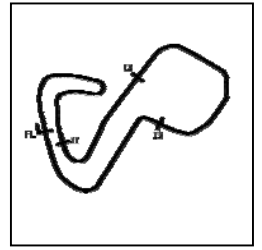
Start: 11:50 Flag 12:15 End: 12:17

MCRCB BULLETIN TK099

2018 Bennetts British Superbike Championship - Round 6

2018 Pirelli National Superstock 600 Championship with Black Horse

QUALIFYING - SECTOR ANALYSIS



SECTOR 1 = FL to I1, SECTOR 2 = I1 to I2 SECTOR 3 = I2 to I3, SECTOR 4 = I3 to FL, DIFF = Difference To Personal Best Lap, P = Crossed Finish Line in Pit Lane, D = Time Disallowed

12 -	30.554	17.161	143.3	26.240	79.9	22.762	137.7	1:36.717	90.57	0.525	12:14:28.674
13 -	30.515	16.962	143.7	26.038	83.1	22.693	138.6	1:36.208 (2)	91.05	0.016	12:16:04.882

MCRCB BULLETIN TK100

2018 Bennetts British Superbike Championship - Round 6

2018 Pirelli National Superstock 600 Championship with Black Horse

QUALIFYING - BEST SECTORS

SECTOR 1				SECTOR 2				SECTOR 3				SECTOR 4				IDEAL / BEST COMPARISON			
POS	NO	NAME	TIME	NO	NAME	TIME	NO	NAME	TIME	NO	NAME	TIME	POS	NO	NAME	IDEAL	BEST	DIFF	
																PERFECT LAP	1:29.800		
1	21	VICKERS	28.494	21	VICKERS	15.845	21	VICKERS	24.133	21	VICKERS	21.328	1	21	VICKERS	1:29.800	1:30.014	0.214	
2	41	WARD	28.808	75	McGREEV	15.970	41	WARD	24.376	5	CLARKE	21.361	2	5	CLARKE	1:30.838	1:30.891	0.053	
3	5	CLARKE	28.879	69	IRWIN	15.994	9	CLIFFOR	24.441	69	IRWIN	21.549	3	41	WARD	1:30.901	1:31.083	0.182	
4	69	IRWIN	28.951	5	CLARKE	16.014	10	SHELDON	24.517	10	SHELDON	21.564	4	9	CLIFFORD	1:31.192	1:31.436	0.244	
5	10	SHELDON	28.980	55	KEYES	16.016	5	CLARKE	24.584	41	WARD	21.578	5	10	SHELDON-SHAW	1:31.199	1:31.199	0.000	
6	8	NEWSTEA	28.991	9	CLIFFOR	16.042	58	LEE	24.647	26	HARTGRO	21.581	6	69	IRWIN	1:31.407	1:31.788	0.381	
7	9	CLIFFOR	29.039	32	PIPER	16.070	99	LUXTON	24.791	8	NEWSTEA	21.592	7	75	McGREEVY	1:31.446	1:31.572	0.126	
8	75	McGREEV	29.051	8	NEWSTEA	16.083	75	McGREEV	24.808	32	PIPER	21.598	8	8	NEWSTEAD	1:31.606	1:31.775	0.169	
9	55	KEYES	29.055	2	TOMS	16.091	19	ALDERSO	24.831	75	McGREEV	21.617	9	55	KEYES	1:31.612	1:31.857	0.245	
10	17	WOOD	29.085	58	LEE	16.102	55	KEYES	24.891	17	WOOD	21.631	10	58	LEE	1:31.658	1:31.779	0.121	
11	32	PIPER	29.127	10	SHELDON	16.138	69	IRWIN	24.913	55	KEYES	21.650	11	99	LUXTON	1:31.822	1:31.936	0.114	
12	99	LUXTON	29.201	41	WARD	16.139	8	NEWSTEA	24.940	99	LUXTON	21.667	12	32	PIPER	1:31.836	1:31.950	0.114	
13	58	LEE	29.239	3	CLAYTON	16.145	2	TOMS	24.972	9	CLIFFOR	21.670	13	17	WOOD	1:32.086	1:32.610	0.524	
14	26	HARTGRO	29.342	17	WOOD	16.160	26	HARTGRO	25.008	58	LEE	21.670	14	2	TOMS	1:32.088	1:32.315	0.227	
15	2	TOMS	29.345	99	LUXTON	16.163	32	PIPER	25.041	2	TOMS	21.680	15	26	HARTGROVE	1:32.120	1:32.293	0.173	
16	19	ALDERSO	29.364	26	HARTGRO	16.189	3	CLAYTON	25.063	71	FARRER	21.784	16	19	ALDERSON	1:32.564	1:32.774	0.210	
17	6	WHEELER	29.392	16	HOPKINS	16.247	6	WHEELER	25.089	16	HOPKINS	21.857	17	3	CLAYTON	1:32.602	1:32.695	0.093	
18	31	WOOD	29.469	71	FARRER	16.249	7	WRIGHT	25.097	6	WHEELER	21.863	18	6	WHEELER	1:32.652	1:32.997	0.345	
19	42	HOLME	29.472	6	WHEELER	16.308	16	HOPKINS	25.109	3	CLAYTON	21.867	19	16	HOPKINS	1:32.739	1:33.149	0.410	
20	71	FARRER	29.483	57	MORRIS	16.381	42	HOLME	25.149	7	WRIGHT	21.918	20	71	FARRER	1:32.752	1:32.998	0.246	
21	7	WRIGHT	29.525	46	ROWLING	16.395	66	FRASER	25.155	19	ALDERSO	21.952	21	7	WRIGHT	1:32.971	1:33.176	0.205	
22	16	HOPKINS	29.526	19	ALDERSO	16.417	17	WOOD	25.210	42	HOLME	21.952	22	31	WOOD	1:33.164	1:33.768	0.604	
23	3	CLAYTON	29.527	66	FRASER	16.421	31	WOOD	25.221	46	ROWLING	21.996	23	42	HOLME	1:33.190	1:33.440	0.250	
24	66	FRASER	29.568	7	WRIGHT	16.431	71	FARRER	25.236	31	WOOD	22.004	24	66	FRASER	1:33.238	1:33.461	0.223	
25	46	ROWLING	29.596	44	POTTER	16.431	46	ROWLING	25.413	66	FRASER	22.094	25	46	ROWLINGS	1:33.400	1:33.727	0.327	
26	57	MORRIS	29.644	77	WHELAN	16.445	4	MOODY	25.472	91	SHERIFF	22.246	26	57	MORRIS	1:33.847	1:34.058	0.211	
27	77	WHELAN	29.829	31	WOOD	16.470	57	MORRIS	25.529	57	MORRIS	22.293	27	77	WHELAN	1:34.327	1:34.750	0.423	
28	91	SHERIFF	29.944	27	ASHBY	16.485	44	POTTER	25.543	44	POTTER	22.330	28	91	SHERIFF	1:34.427	1:34.427	0.000	
29	27	ASHBY	30.306	42	HOLME	16.617	91	SHERIFF	25.564	77	WHELAN	22.395	29	44	POTTER	1:34.742	1:35.189	0.447	
30	44	POTTER	30.438	91	SHERIFF	16.673	27	ASHBY	25.647	27	ASHBY	22.441	30	27	ASHBY	1:34.879	1:35.083	0.204	
31	4	MOODY	30.441	47	GOUGH	16.806	77	WHELAN	25.658	47	GOUGH	22.693	31	4	MOODY	1:35.479	1:35.676	0.197	
32	47	GOUGH	30.496	4	MOODY	16.841	47	GOUGH	25.793	4	MOODY	22.725	32	47	GOUGH	1:35.788	1:36.192	0.404	

Weather / Track : Sunny / Dry

Results can be found at www.tsl-timing.com

Brands Hatch GP

Circuit Length = 2.4332 miles

Start: 11:50 Flag 12:15 End: 12:17

Printed - 12:19 Saturday, 21 July 2018

MCRCB BULLETIN TK101**2018 Bennetts British Superbike Championship - Round 6****2018 Pirelli National Superstock 600 Championship with Black Horse****QUALIFYING - BEST SPEEDS**

POS	INTERMEDIATE 1		INTERMEDIATE 2		INTERMEDIATE 3		FINISH LINE		MPH		
	NO	NAME	MPH	NO	NAME	MPH	NO	NAME			
1			21	VICKERS	148.7	21	VICKERS	96.6	71	FARRER	145.2
2			58	LEE	148.7	5	CLARKE	95.7	17	WOOD	144.9
3			5	CLARKE	148.1	9	CLIFFORD	95.7	9	CLIFFORD	143.3
4			9	CLIFFORD	147.8	75	McGREEVY	94.5	32	PIPER	143.3
5			8	NEWSTEAD	147.4	2	TOMS	94.3	26	HARTGROVE	143.0
6			32	PIPER	147.4	31	WOOD	94.1	8	NEWSTEAD	142.7
7			2	TOMS	147.4	41	WARD	93.8	58	LEE	142.7
8			69	IRWIN	146.5	19	ALDERSON	93.8	69	IRWIN	142.7
9			99	LUXTON	146.2	77	WHELAN	91.9	46	ROWLINGS	142.7
10			66	FRASER	146.2	55	KEYES	91.6	5	CLARKE	142.4
11			7	WRIGHT	145.8	32	PIPER	91.6	2	TOMS	142.4
12			44	POTTER	145.8	10	SHELDON-SHAW	91.4	75	McGREEVY	142.1
13			71	FARRER	145.5	58	LEE	90.9	99	LUXTON	142.1
14			47	GOUGH	145.5	42	HOLME	90.8	3	CLAYTON	141.8
15			55	KEYES	145.2	69	IRWIN	90.1	42	HOLME	141.5
16			16	HOPKINS	145.2	99	LUXTON	89.4	6	WHEELER	141.2
17			41	WARD	144.9	8	NEWSTEAD	89.1	44	POTTER	141.2
18			10	SHELDON-SHAW	144.9	16	HOPKINS	88.7	21	VICKERS	140.9
19			75	McGREEVY	144.9	66	FRASER	88.5	55	KEYES	140.9
20			19	ALDERSON	144.9	26	HARTGROVE	88.3	7	WRIGHT	140.3
21			3	CLAYTON	144.3	46	ROWLINGS	87.9	66	FRASER	140.3
22			6	WHEELER	144.3	3	CLAYTON	87.4	16	HOPKINS	140.1
23			77	WHELAN	144.0	44	POTTER	87.2	31	WOOD	139.8
24			17	WOOD	143.0	17	WOOD	87.1	10	SHELDON-SHAW	139.5
25			31	WOOD	142.7	4	MOODY	87.1	19	ALDERSON	139.5
26			27	ASHBY	141.2	47	GOUGH	87.0	57	MORRIS	139.2
27			42	HOLME	140.1	27	ASHBY	86.7	27	ASHBY	139.2
28			91	SHERIFF	140.1	57	MORRIS	86.2	41	WARD	138.9
29			26	HARTGROVE	139.8	7	WRIGHT	85.5	4	MOODY	138.6
30			46	ROWLINGS	139.5	91	SHERIFF	85.1	47	GOUGH	138.6
31			4	MOODY	139.2	6	WHEELER	84.8	91	SHERIFF	138.0
32			57	MORRIS	138.6	71	FARRER	84.3	77	WHELAN	137.5

Weather / Track : Sunny / Dry

Brands Hatch GP

Circuit Length = 2.4332 miles

Start: 11:50 Flag 12:15 End: 12:17

Results can be found at www.tsl-timing.com

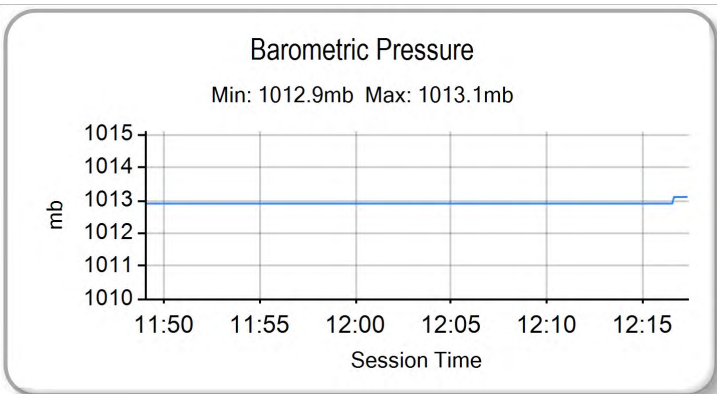
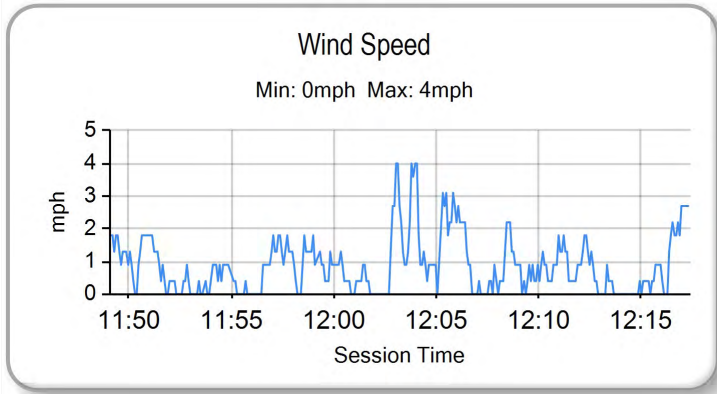
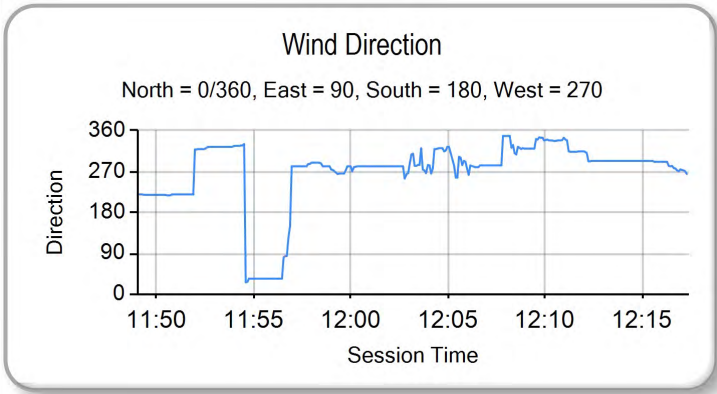
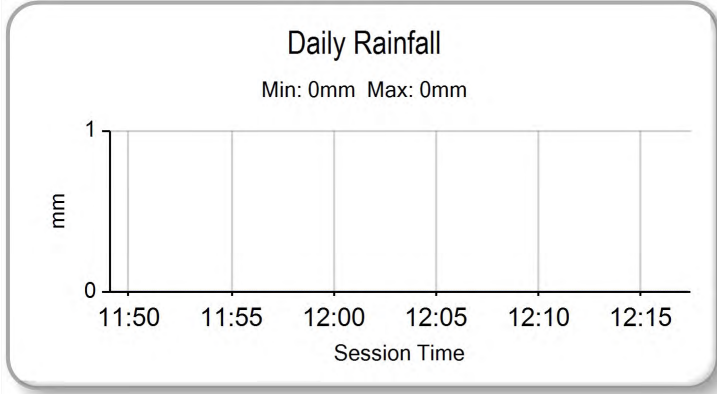
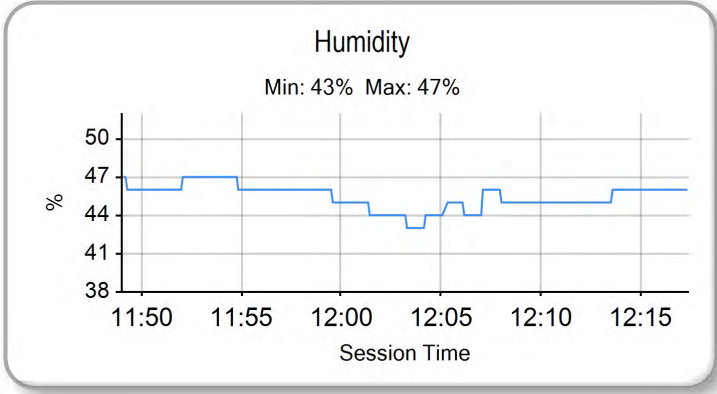
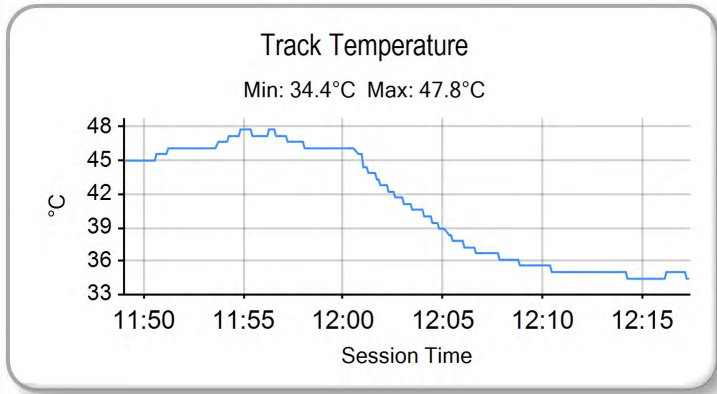
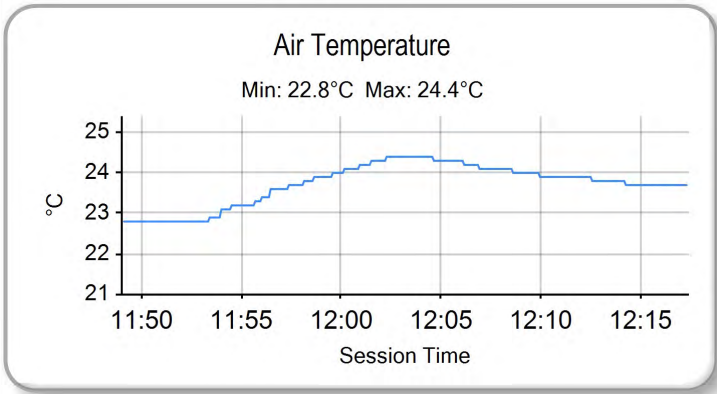
Printed - 12:19 Saturday, 21 July 2018

MCRCB BULLETIN TK102

2018 Bennetts British Superbike Championship - Round 6

2018 Pirelli National Superstock 600 Championship with Black Horse

QUALIFYING - WEATHER CONDITIONS



Weather / Track : Sunny / Dry

Brands Hatch GP
Circuit Length = 2.4332 miles
Start: 11:50 Flag 12:15 End: 12:17

Results can be found at www.tsl-timing.com

Printed - 12:19 Saturday, 21 July 2018



RACE 7 - PROVISIONAL GRID (14 Laps)

ROW 11			32	47	Angus GOUGH	1:36.192	31	4	Connor MOODY	1:35.676			
ROW 10	30	44	Ewan POTTER	1:35.189	29	27	Jamie ASHBY	1:35.083	28	77	Matty WHELAN	1:34.750	
ROW 9		27	91	Kaine SHERIFF	1:34.427	26	57	Charlie MORRIS	1:34.058	25	31	Alex WOOD	1:33.768
ROW 8	24	46	Harry ROWLINGS	1:33.727	23	66	Cameron FRASER	1:33.461	22	42	Sam HOLME	1:33.440	
ROW 7		21	7	Aaron WRIGHT	1:33.176	20	16	Luke HOPKINS	1:33.149	19	71	Charlie FARRER	1:32.998
ROW 6	18	6	Conor WHEELER	1:32.997	17	19	James ALDERSON	1:32.774	16	3	Mark CLAYTON	1:32.695	
ROW 5		15	17	Josh WOOD	1:32.610	14	2	TJ TOMS	1:32.315	13	26	Adam HARTGROVE	1:32.293
ROW 4	12	32	Mark PIPER	1:31.950	11	99	Ben LUXTON	1:31.936	10	55	Kevin KEYES	1:31.857	
ROW 3		9	69	Caolán IRWIN	1:31.788	8	58	Cameron LEE	1:31.779	7	8	Grant NEWSTEAD	1:31.775
ROW 2	6	75	Korie McGREEVY	1:31.572	5	9	Aaron CLIFFORD	1:31.436	4	10	Joe SHELDON-SHAW	1:31.199	
ROW 1		3	41	Milo WARD	1:31.083	2	5	Aaron CLARKE	1:30.891	1	21	Ryan VICKERS	1:30.014
												Pole	

Brands Hatch GP
Circuit Length = 2.4332 miles

These results are provisional until the conclusion of any judicial and technical matters.

Race Director :	Stewards :	Timekeeper :
-----------------	------------	--------------

Results can be found at www.britishsuperbike.com

Printed - 12:18 Saturday, 21 July 2018



WARM-UP - CLASSIFICATION

POS	NO	NAME	ENTRY	TIME	ON	LAPS	GAP	DIFF	MPH
1	21	Ryan VICKERS	Yamaha - Mototechniks Yamaha	1:31.120	5	5			96.13
2	10	Joe SHELDON-SHAW	Kawasaki - Via Moto Racing	1:31.748	5	5	0.628	0.628	95.47
3	55	Kevin KEYES	Kawasaki - Team #109	1:31.830	3	6	0.710	0.082	95.39
4	75	Korie MCGREEVY	Triumph - Century Racing	1:31.894	5	5	0.774	0.064	95.32
5	9	Aaron CLIFFORD	Yamaha - Clifford Racing	1:31.961	5	5	0.841	0.067	95.25
6	41	Milo WARD	Kawasaki - G & S Racing	1:31.991	5	5	0.871	0.030	95.22
7	69	Caolán IRWIN	Yamaha - Irwin Racing	1:32.258	5	5	1.138	0.267	94.94
8	99	Ben LUXTON	Kawasaki - G & S Racing	1:32.309	5	5	1.189	0.051	94.89
9	5	Aaron CLARKE	Yamaha - Draper Racing	1:32.486	4	6	1.366	0.177	94.71
10	3	Mark CLAYTON	Yamaha - KSM Racing	1:32.622	3	5	1.502	0.136	94.57
11	2	TJ TOMS	Kawasaki - Squidge Racing	1:32.728	2	4	1.608	0.106	94.46
12	19	James ALDERSON	Triumph - R Alderson & Sons Racing	1:32.979	5	5	1.859	0.251	94.21
13	58	Cameron LEE	Yamaha - Allied Motorsport	1:32.996	4	5	1.876	0.017	94.19
14	31	Alex WOOD	Yamaha - Paul Veazey Racing	1:33.370	4	5	2.250	0.374	93.81
15	17	Josh WOOD	Kawasaki - Wood Racing	1:33.778	3	5	2.658	0.408	93.41
16	16	Luke HOPKINS	Yamaha - Hopkins Racing	1:33.913	3	5	2.793	0.135	93.27
17	7	Aaron WRIGHT	Yamaha - Jezaro.com	1:34.094	5	5	2.974	0.181	93.09
18	42	Sam HOLME	Yamaha - Everquip Racing	1:34.110	5	5	2.990	0.016	93.08
19	46	Harry ROWLINGS	Triumph - BER / Steve Jordan Motorcycles	1:34.168	3	5	3.048	0.058	93.02
20	66	Cameron FRASER	Yamaha - Jones Dorling Racing	1:34.358	5	5	3.238	0.190	92.83
21	32	Mark PIPER	Yamaha - Pied Piper Racing	1:34.412	3	5	3.292	0.054	92.78
22	8	Grant NEWSTEAD	Yamaha - Morgan Price / Tinklers Racing	1:34.469	4	5	3.349	0.057	92.72
23	44	Ewan POTTER	Yamaha - Jones Dorling Racing	1:34.472	5	5	3.352	0.003	92.72
24	6	Conor WHEELER	Yamaha - Conor Wheeler Racing	1:34.902	5	5	3.782	0.430	92.30
25	71	Charlie FARRER	Yamaha - Paul Veazey Racing	1:35.188	3	5	4.068	0.286	92.02
26	91	Kaine SHERIFF	Yamaha - Sheriff Racing	1:35.547	5	5	4.427	0.359	91.68
27	57	Charlie MORRIS	Suzuki - M Motorsport Racing	1:35.954	4	4	4.834	0.407	91.29
28	47	Angus GOUGH	Yamaha - G Fab Racing	1:36.169	5	5	5.049	0.215	91.08
29	27	Jamie ASHBY	Yamaha - JPA Racing / Davison Transport	1:36.572	5	5	5.452	0.403	90.70
30	4	Connor MOODY	Kawasaki - Steelmate Racing	1:36.577	3	3	5.457	0.005	90.70
31	77	Matty WHELAN	MV Agusta - Blueline Bennetts MV Agusta			0			

Brands Hatch GP

Circuit Length = 2.4332 miles

Start: 09:11 Flag 09:19 End: 09:20

Weather / Track : Sunny / Dry

These results are provisional until the conclusion of any judicial and technical matters.

Race Director :	Stewards :	Timekeeper :
-----------------	------------	--------------

Results can be found at www.britishsuperbike.com

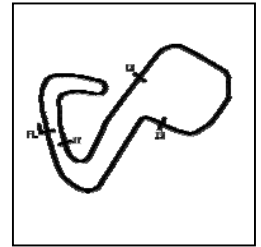
Printed - 09:21 Sunday, 22 July 2018

MCRCB BULLETIN TK186

2018 Bennetts British Superbike Championship - Round 6

2018 Pirelli National Superstock 600 Championship with Black Horse

WARM-UP - SECTOR ANALYSIS



SECTOR 1 = FL to I1, SECTOR 2 = I1 to I2 SECTOR 3 = I2 to I3, SECTOR 4 = I3 to FL, DIFF = Difference To Personal Best Lap, P = Crossed Finish Line in Pit Lane, D = Time Disallowed

P1 21		Ryan VICKERS				Yamaha - Mototechniks Yamaha					
IDEAL LAP TIME : 1:30.864		BEST LAP TIME : 1:31.120				DIFFERENCE : 0.256					
LAP	SECTOR 1	SECTOR 2		SECTOR 3		SECTOR 4		LAP TIME	MPH	DIFF	TIME OF DAY
1 -	OUTLAP	17.643	131.0	27.599	75.1	24.914	142.4	1:43.986	84.24	12.866	09:12:56.942
2 -	30.386	16.338	146.5	25.758	84.8	21.740	143.0	1:34.222	92.97	3.102	09:14:31.164
3 -	29.460	16.152	147.4	24.637	90.5	21.380	142.4	1:31.629 (2)	95.60	0.509	09:16:02.793
4 -	28.968	16.076	147.4	24.806	84.8	21.811	140.3	1:31.661 (3)	95.56	0.541	09:17:34.454
5 -	28.922	16.024	147.8	24.538	91.1	21.636	140.6	1:31.120 (1)	96.13		09:19:05.574

P2 10		Joe SHELDON-SHAW				Kawasaki - Via Moto Racing					
IDEAL LAP TIME : 1:31.748		BEST LAP TIME : 1:31.748				DIFFERENCE : 0.000					
LAP	SECTOR 1	SECTOR 2		SECTOR 3		SECTOR 4		LAP TIME	MPH	DIFF	TIME OF DAY
1 -	OUTLAP	16.819	142.4	26.505	77.5	23.343	137.5	1:38.028	89.36	6.280	09:12:56.634
2 -	43.579	16.607	141.2	25.035	88.1	21.793	140.9	1:47.014	81.85	15.266	09:14:43.648
3 -	36.381	18.292	141.2	24.884	87.4	21.753	139.5	1:41.310 (3)	86.46	9.562	09:16:24.958
4 -	29.527	16.384	143.3	24.998	90.6	21.584	139.5	1:32.493 (2)	94.70	0.745	09:17:57.451
5 -	29.244	16.332	144.0	24.642	91.3	21.530	142.1	1:31.748 (1)	95.47		09:19:29.199

P3 55		Kevin KEYES				Kawasaki - Team #109					
IDEAL LAP TIME : 1:31.800		BEST LAP TIME : 1:31.830				DIFFERENCE : 0.030					
LAP	SECTOR 1	SECTOR 2		SECTOR 3		SECTOR 4		LAP TIME	MPH	DIFF	TIME OF DAY
1 -	OUTLAP	16.386	138.3	25.795	89.0	21.964	139.8	1:34.500	92.69	2.670	09:12:47.575
2 -	29.245	16.273	144.0	25.007	89.8	21.768	139.8	1:32.293 (3)	94.91	0.463	09:14:19.868
3 -	29.025	16.143	143.3	24.935	90.4	21.727	140.1	1:31.830 (1)	95.39		09:15:51.698
4 -	31.310	16.400	139.8	25.257	90.0	21.853	139.8	1:34.820	92.38	2.990	09:17:26.518
5 -	29.131	16.201	143.0	25.185	90.8	21.697	140.6	1:32.214 (2)	94.99	0.384	09:18:58.732
6 -	29.041	16.263	141.2	25.199	89.0	22.003	139.2	1:32.506	94.69	0.676	09:20:31.238

P4 75		Korie MCGREEVY				Triumph - Century Racing					
IDEAL LAP TIME : 1:31.496		BEST LAP TIME : 1:31.894				DIFFERENCE : 0.398					
LAP	SECTOR 1	SECTOR 2		SECTOR 3		SECTOR 4		LAP TIME	MPH	DIFF	TIME OF DAY
1 -	OUTLAP	18.371	129.8	27.662	73.1	24.936	142.4	1:43.684	84.48	11.790	09:12:57.175
2 -	30.311	16.297	136.9	25.956	81.7	21.852	142.4	1:34.416	92.77	2.522	09:14:31.591
3 -	29.773	16.291	140.3	24.787	92.1	21.438	143.0	1:32.289 (3)	94.91	0.395	09:16:03.880
4 -	29.296	16.200	136.3	24.802	89.0	21.744	142.1	1:32.042 (2)	95.17	0.148	09:17:35.922
5 -	29.199	16.090	140.3	24.769	88.1	21.836	142.1	1:31.894 (1)	95.32		09:19:07.816

P5 9		Aaron CLIFFORD				Yamaha - Clifford Racing					
IDEAL LAP TIME : 1:31.961		BEST LAP TIME : 1:31.961				DIFFERENCE : 0.000					
LAP	SECTOR 1	SECTOR 2		SECTOR 3		SECTOR 4		LAP TIME	MPH	DIFF	TIME OF DAY
1 -	OUTLAP	16.898	138.6	26.354	76.0	23.353	144.0	1:38.276	89.13	6.315	09:12:57.337
2 -	30.424	16.461	143.7	25.683	81.3	21.951	145.2	1:34.519	92.67	2.558	09:14:31.856
3 -	29.876	16.469	143.7	24.886	89.4	21.801	142.1	1:33.032 (3)	94.15	1.071	09:16:04.888
4 -	29.393	16.406	146.5	24.817	89.0	21.835	141.8	1:32.451 (2)	94.75	0.490	09:17:37.339
5 -	29.274	16.365	145.8	24.738	87.7	21.584	144.0	1:31.961 (1)	95.25		09:19:09.300

P6 41		Milo WARD				Kawasaki - G & S Racing					
IDEAL LAP TIME : 1:31.819		BEST LAP TIME : 1:31.991				DIFFERENCE : 0.172					
LAP	SECTOR 1	SECTOR 2		SECTOR 3		SECTOR 4		LAP TIME	MPH	DIFF	TIME OF DAY
1 -	OUTLAP	18.142	118.3	27.890	81.1	23.387	134.7	1:46.492	82.25	14.501	09:13:21.141
2 -	31.087	16.587	142.4	25.090	88.4	21.920	139.2	1:34.684	92.51	2.693	09:14:55.825
3 -	29.288	16.956	144.9	24.991	88.7	21.858	138.6	1:33.093 (3)	94.09	1.102	09:16:28.918
4 -	29.224	16.346	144.9	24.757	89.5	21.725	139.2	1:32.052 (2)	95.16	0.061	09:18:00.970
5 -	29.014	16.424	145.5	24.734	87.0	21.819	139.2	1:31.991 (1)	95.22		09:19:32.961

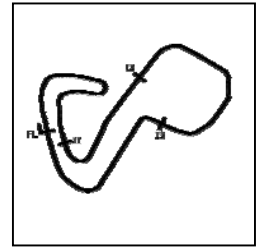
Weather / Track : Sunny / Dry

Brands Hatch GP
Circuit Length = 2.4332 miles
Start: 09:11 Flag 09:19 End: 09:20

2018 Bennetts British Superbike Championship - Round 6

2018 Pirelli National Superstock 600 Championship with Black Horse

WARM-UP - SECTOR ANALYSIS



SECTOR 1 = FL to I1, SECTOR 2 = I1 to I2 SECTOR 3 = I2 to I3, SECTOR 4 = I3 to FL, DIFF = Difference To Personal Best Lap, P = Crossed Finish Line in Pit Lane, D = Time Disallowed

P7 69		Caolán IRWIN				Yamaha - Irwin Racing					
IDEAL LAP TIME : 1:32.258		BEST LAP TIME : 1:32.258				DIFFERENCE : 0.000					
LAP	SECTOR 1	SECTOR 2		SECTOR 3		SECTOR 4		LAP TIME	MPH	DIFF	TIME OF DAY
1 -	OUTLAP	16.854	138.3	27.438	73.6	23.380	140.3	1:40.429	87.22	8.171	09:12:56.229
2 -	29.704	16.288	138.3	25.432	89.3	21.900	141.5	1:33.324 (3)	93.86	1.066	09:14:29.553
3 -	29.429	16.333	145.8	25.117	85.3	21.823	142.7	1:32.702 (2)	94.49	0.444	09:16:02.255
4 -	41.439	24.869	88.5	28.737	84.9	21.930	141.2	1:56.975	74.88	24.717	09:17:59.230
5 -	29.396	16.162	147.8	25.015	86.1	21.685	142.1	1:32.258 (1)	94.94		09:19:31.488

P8 99		Ben LUXTON				Kawasaki - G & S Racing					
IDEAL LAP TIME : 1:32.150		BEST LAP TIME : 1:32.309				DIFFERENCE : 0.159					
LAP	SECTOR 1	SECTOR 2		SECTOR 3		SECTOR 4		LAP TIME	MPH	DIFF	TIME OF DAY
1 -	OUTLAP	16.891	138.6	26.961	76.6	23.314	142.7	1:38.941	88.53	6.632	09:12:56.447
2 -	30.700	16.415	141.2	26.052	84.3	21.868	144.3	1:35.035 (3)	92.17	2.726	09:14:31.482
3 -	31.319	16.328	143.0	24.951	88.8	21.935	142.1	1:34.533 (2)	92.66	2.224	09:16:06.015
4 -	33.624	19.244	133.9	25.378	87.0	21.816	141.8	1:40.062	87.54	7.753	09:17:46.077
5 -	29.321	16.176	147.8	25.110	85.2	21.702	140.9	1:32.309 (1)	94.89		09:19:18.386

P9 5		Aaron CLARKE				Yamaha - Draper Racing					
IDEAL LAP TIME : 1:32.380		BEST LAP TIME : 1:32.486				DIFFERENCE : 0.106					
LAP	SECTOR 1	SECTOR 2		SECTOR 3		SECTOR 4		LAP TIME	MPH	DIFF	TIME OF DAY
1 -	OUTLAP	16.786	144.6	25.667	86.0	22.307	138.9	1:35.120	92.09	2.634	09:12:44.355
2 -	29.916	16.397	145.2	25.077	89.4	22.008	138.9	1:33.398	93.79	0.912	09:14:17.753
3 -	29.641	16.345	145.5	24.944	91.6	21.853	139.5	1:32.783	94.41	0.297	09:15:50.536
4 -	29.377	16.290	145.5	24.988	89.9	21.831	140.1	1:32.486 (1)	94.71		09:17:23.022
5 -	29.698	16.299	145.8	24.911	91.5	21.802	139.2	1:32.710 (3)	94.48	0.224	09:18:55.732
6 -	29.501	16.314	145.5	25.014	91.5	21.827	139.5	1:32.656 (2)	94.54	0.170	09:20:28.388

P10 3		Mark CLAYTON				Yamaha - KSM Racing					
IDEAL LAP TIME : 1:32.171		BEST LAP TIME : 1:32.622				DIFFERENCE : 0.451					
LAP	SECTOR 1	SECTOR 2		SECTOR 3		SECTOR 4		LAP TIME	MPH	DIFF	TIME OF DAY
1 -	OUTLAP	17.294	130.8	28.263	73.1	23.421	140.6	1:41.159	86.59	8.537	09:12:56.684
2 -	30.212	16.479	140.3	25.669	87.2	21.885	141.5	1:34.245	92.94	1.623	09:14:30.929
3 -	29.669	16.322	140.9	24.989	85.5	21.642	143.3	1:32.622 (1)	94.57		09:16:03.551
4 -	29.447	16.219	147.1	24.996	85.4	22.033	143.7	1:32.695 (2)	94.50	0.073	09:17:36.246
5 -	29.638	16.093	144.3	25.202	84.7	21.890	142.7	1:32.823 (3)	94.37	0.201	09:19:09.069

P11 2		TJ TOMS				Kawasaki - Squidge Racing					
IDEAL LAP TIME :		BEST LAP TIME : 1:32.728				DIFFERENCE :					
LAP	SECTOR 1	SECTOR 2		SECTOR 3		SECTOR 4		LAP TIME	MPH	DIFF	TIME OF DAY
1 -								1:35.344	91.87	2.616	09:14:34.473
2 -								1:32.728 (1)	94.46		09:16:07.201
3 -								1:33.619 (3)	93.56	0.891	09:17:40.820
4 -								1:32.819 (2)	94.37	0.091	09:19:13.639

P12 19		James ALDERSON				Triumph - R Alderson & Sons Racing					
IDEAL LAP TIME : 1:32.979		BEST LAP TIME : 1:32.979				DIFFERENCE : 0.000					
LAP	SECTOR 1	SECTOR 2		SECTOR 3		SECTOR 4		LAP TIME	MPH	DIFF	TIME OF DAY
1 -	OUTLAP	18.095	132.1	26.792	81.2	22.835	142.1	1:42.030	85.85	9.051	09:12:59.592
2 -	31.430	16.926	140.6	25.888	89.2	22.691	140.6	1:36.935	90.36	3.956	09:14:36.527
3 -	30.412	16.726	145.2	25.192	89.4	22.089	139.8	1:34.419 (3)	92.77	1.440	09:16:10.946
4 -	30.246	16.735	144.3	25.319	89.1	22.110	139.5	1:34.410 (2)	92.78	1.431	09:17:45.356
5 -	29.556	16.569	145.8	24.950	90.6	21.904	140.3	1:32.979 (1)	94.21		09:19:18.335

P13 58		Cameron LEE				Yamaha - Allied Motorsport					
IDEAL LAP TIME : 1:32.812		BEST LAP TIME : 1:32.996				DIFFERENCE : 0.184					
LAP	SECTOR 1	SECTOR 2		SECTOR 3		SECTOR 4		LAP TIME	MPH	DIFF	TIME OF DAY

Weather / Track : Sunny / Dry

Brands Hatch GP

Circuit Length = 2.4332 miles

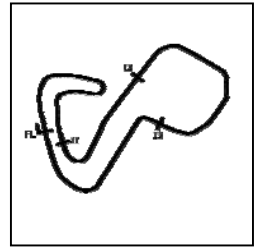
Start: 09:11 Flag 09:19 End: 09:20

MCRCB BULLETIN TK186

2018 Bennetts British Superbike Championship - Round 6

2018 Pirelli National Superstock 600 Championship with Black Horse

WARM-UP - SECTOR ANALYSIS



SECTOR 1 = FL to I1, SECTOR 2 = I1 to I2 SECTOR 3 = I2 to I3, SECTOR 4 = I3 to FL, DIFF = Difference To Personal Best Lap, P = Crossed Finish Line in Pit Lane, D = Time Disallowed

1 -	OUTLAP	17.460	128.8	27.551	72.4	23.079	140.3	1:40.847	86.86	7.851	09:12:55.508
2 -	30.010	16.528	146.8	25.088	89.4	21.857	141.8	1:33.483	93.70	0.487	09:14:28.991
3 -	29.721	16.298	146.8	25.115	82.7	21.875	142.1	1:33.009 (2)	94.18	0.013	09:16:02.000
4 -	29.699	16.323	140.3	25.170	83.7	21.804	144.6	1:32.996 (1)	94.19		09:17:34.996
5 -	29.731	16.250	145.5	25.059	82.1	21.979	142.4	1:33.019 (3)	94.17	0.023	09:19:08.015

P14 31 Alex WOOD Yamaha - Paul Veazey Racing
 IDEAL LAP TIME : 1:32.837 BEST LAP TIME : 1:33.370 DIFFERENCE : 0.533

LAP	SECTOR 1	SECTOR 2	SECTOR 3	SECTOR 4	LAP TIME	MPH	DIFF	TIME OF DAY			
1 -	OUTLAP	17.142	140.6	27.425	72.8	23.866	138.3	1:40.664	87.02	7.294	09:12:57.242
2 -	30.792	16.689	143.0	25.409	83.8	22.068	140.9	1:34.958	92.24	1.588	09:14:32.200
3 -	30.025	16.455	144.6	24.939	89.5	22.020	140.1	1:33.439 (2)	93.74	0.069	09:16:05.639
4 -	29.624	16.434	143.7	25.247	89.9	22.065	138.6	1:33.370 (1)	93.81		09:17:39.009
5 -	30.949	16.439	143.0	25.300	85.2	21.840	139.5	1:34.528 (3)	92.66	1.158	09:19:13.537

P15 17 Josh WOOD Kawasaki - Wood Racing
 IDEAL LAP TIME : 1:33.503 BEST LAP TIME : 1:33.778 DIFFERENCE : 0.275

LAP	SECTOR 1	SECTOR 2	SECTOR 3	SECTOR 4	LAP TIME	MPH	DIFF	TIME OF DAY			
1 -	OUTLAP	17.199	132.1	27.646	73.9	23.666	141.8	1:41.226	86.53	7.448	09:12:56.332
2 -	30.279	16.680	141.5	25.975	84.4	22.138	144.6	1:35.072	92.13	1.294	09:14:31.404
3 -	29.865	16.536	136.9	25.541	85.4	21.836	144.0	1:33.778 (1)	93.41		09:16:05.182
4 -	29.800	16.390	141.8	25.519	82.4	22.160	143.7	1:33.869 (2)	93.31	0.091	09:17:39.051
5 -	29.793	16.464	142.4	25.484	81.5	22.442	139.8	1:34.183 (3)	93.00	0.405	09:19:13.234

P16 16 Luke HOPKINS Yamaha - Hopkins Racing
 IDEAL LAP TIME : 1:33.536 BEST LAP TIME : 1:33.913 DIFFERENCE : 0.377

LAP	SECTOR 1	SECTOR 2	SECTOR 3	SECTOR 4	LAP TIME	MPH	DIFF	TIME OF DAY			
1 -	OUTLAP	17.515	133.9	26.803	78.1	22.363	142.4	1:38.959	88.51	5.046	09:13:01.961
2 -	31.293	17.031	141.2	26.177	75.4	22.968	141.8	1:37.469	89.87	3.556	09:14:39.430
3 -	30.270	16.425	143.7	25.378	84.5	21.840	143.0	1:33.913 (1)	93.27		09:16:13.343
4 -	30.369	16.879	140.3	25.312	86.7	21.928	140.9	1:34.488 (3)	92.70	0.575	09:17:47.831
5 -	29.959	16.479	143.0	25.725	85.2	22.206	140.9	1:34.369 (2)	92.82	0.456	09:19:22.200

P17 7 Aaron WRIGHT Yamaha - Jezaro.com
 IDEAL LAP TIME : 1:33.878 BEST LAP TIME : 1:34.094 DIFFERENCE : 0.216

LAP	SECTOR 1	SECTOR 2	SECTOR 3	SECTOR 4	LAP TIME	MPH	DIFF	TIME OF DAY			
1 -	OUTLAP	17.158	140.6	26.745	83.6	22.635	139.5	1:38.337	89.07	4.243	09:12:48.809
2 -	30.353	16.881	144.6	26.293	81.9	22.631	139.8	1:36.158	91.09	2.064	09:14:24.967
3 -	30.389	16.740	142.7	25.931	77.8	22.585	139.8	1:35.645 (3)	91.58	1.551	09:16:00.612
4 -	29.976	16.648	144.9	25.265	84.3	22.420	141.2	1:34.309 (2)	92.88	0.215	09:17:34.921
5 -	30.192	16.533	143.0	25.240	87.8	22.129	141.5	1:34.094 (1)	93.09		09:19:09.015

P18 42 Sam HOLME Yamaha - Everquip Racing
 IDEAL LAP TIME : 1:33.925 BEST LAP TIME : 1:34.110 DIFFERENCE : 0.185

LAP	SECTOR 1	SECTOR 2	SECTOR 3	SECTOR 4	LAP TIME	MPH	DIFF	TIME OF DAY			
1 -	OUTLAP	17.318	136.1	26.417	81.5	23.308	140.3	1:39.835	87.74	5.725	09:12:58.065
2 -	30.692	17.156	138.9	25.493	84.8	22.466	138.6	1:35.807	91.43	1.697	09:14:33.872
3 -	30.376	16.719	140.6	25.099	88.6	22.182	138.6	1:34.376 (2)	92.81	0.266	09:16:08.248
4 -	30.345	16.735	138.6	25.521	86.8	22.414	138.0	1:35.015 (3)	92.19	0.905	09:17:43.263
5 -	30.147	16.497	139.5	25.239	86.2	22.227	137.7	1:34.110 (1)	93.08		09:19:17.373

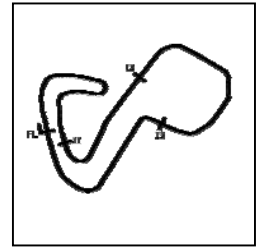
P19 46 Harry ROWLINGS Triumph - BER / Steve Jordan Motorcycles
 IDEAL LAP TIME : 1:34.064 BEST LAP TIME : 1:34.168 DIFFERENCE : 0.104

LAP	SECTOR 1	SECTOR 2	SECTOR 3	SECTOR 4	LAP TIME	MPH	DIFF	TIME OF DAY			
1 -	OUTLAP	17.291	132.8	26.328	77.9	22.860	140.6	1:39.071	88.41	4.903	09:12:58.315
2 -	31.433	16.845	131.8	25.685	84.2	22.139	142.4	1:36.102	91.15	1.934	09:14:34.417
3 -	30.213	16.457	131.8	25.590	83.2	21.908	142.4	1:34.168 (1)	93.02		09:16:08.585
4 -	30.443	16.537	131.0	25.665	79.3	22.083	140.3	1:34.728 (3)	92.47	0.560	09:17:43.313

Weather / Track : Sunny / Dry

Brands Hatch GP
 Circuit Length = 2.4332 miles
 Start: 09:11 Flag 09:19 End: 09:20

WARM-UP - SECTOR ANALYSIS



SECTOR 1 = FL to I1, SECTOR 2 = I1 to I2 SECTOR 3 = I2 to I3, SECTOR 4 = I3 to FL, DIFF = Difference To Personal Best Lap, P = Crossed Finish Line in Pit Lane, D = Time Disallowed
 5 - **30.126** 16.587 130.5 **25.573 84.5** 21.964 136.6 1:34.250 (2) 92.94 0.082 09:19:17.563

P20 66		Cameron FRASER				Yamaha - Jones Dorling Racing					
IDEAL LAP TIME : 1:34.358		BEST LAP TIME : 1:34.358		DIFFERENCE : 0.000							
LAP	SECTOR 1	SECTOR 2		SECTOR 3		SECTOR 4		LAP TIME	MPH	DIFF	TIME OF DAY
1 -	OUTLAP	17.301	141.8	26.420	84.8	22.733	139.8	1:38.803	88.65	4.445	09:13:02.690
2 -	30.938	16.894	144.0	26.151	77.5	23.109	140.9	1:37.092 (3)	90.22	2.734	09:14:39.782
3 -	30.761	16.633	140.3	25.750	83.0	22.514	140.9	1:35.658 (2)	91.57	1.300	09:16:15.440
4 -	30.820	17.436	136.1	26.608	80.3	22.445	141.2	1:37.309	90.02	2.951	09:17:52.749
5 -	30.074	16.494	145.2	25.463	85.4	22.327	140.9	1:34.358 (1)	92.83		09:19:27.107

P21 32		Mark PIPER				Yamaha - Pied Piper Racing					
IDEAL LAP TIME : 1:34.347		BEST LAP TIME : 1:34.412		DIFFERENCE : 0.065							
LAP	SECTOR 1	SECTOR 2		SECTOR 3		SECTOR 4		LAP TIME	MPH	DIFF	TIME OF DAY
1 -	OUTLAP	16.951	142.4	26.239	80.0	23.797	142.1	1:39.247	88.26	4.835	09:12:57.513
2 -	35.218	18.629	120.0	28.072	79.9	23.690	141.5	1:45.609	82.94	11.197	09:14:43.122
3 -	30.111	16.410	146.8	25.878	84.0	22.013	141.2	1:34.412 (1)	92.78		09:16:17.534
4 -	30.046	16.913	131.8	26.434	83.3	22.189	144.6	1:35.582 (2)	91.64	1.170	09:17:53.116
5 -	30.561	16.643	128.8	25.900	82.3	22.817	126.1	1:35.921 (3)	91.32	1.509	09:19:29.037

P22 8		Grant NEWSTEAD				Yamaha - Morgan Price / Tinklers Racing					
IDEAL LAP TIME : 1:34.327		BEST LAP TIME : 1:34.469		DIFFERENCE : 0.142							
LAP	SECTOR 1	SECTOR 2		SECTOR 3		SECTOR 4		LAP TIME	MPH	DIFF	TIME OF DAY
1 -	OUTLAP	17.353	142.4	26.647	76.9	22.771	140.1	1:41.229	86.53	6.760	09:13:16.979
2 -	31.572	16.671	147.1	25.963	79.7	22.604	139.8	1:36.810	90.48	2.341	09:14:53.789
3 -	30.921	16.613	147.1	26.059	82.1	22.148	141.5	1:35.741 (2)	91.49	1.272	09:16:29.530
4 -	29.906	16.391	147.1	25.882	83.7	22.290	139.8	1:34.469 (1)	92.72		09:18:03.999
5 -	30.034	16.679	142.7	26.482	79.7	23.115	136.6	1:36.310 (3)	90.95	1.841	09:19:40.309

P23 44		Ewan POTTER				Yamaha - Jones Dorling Racing					
IDEAL LAP TIME : 1:34.472		BEST LAP TIME : 1:34.472		DIFFERENCE : 0.000							
LAP	SECTOR 1	SECTOR 2		SECTOR 3		SECTOR 4		LAP TIME	MPH	DIFF	TIME OF DAY
1 -	OUTLAP	17.403	140.6	26.772	80.3	22.493	142.4	1:39.347	88.17	4.875	09:13:01.779
2 -	31.219	17.016	143.7	26.208	78.9	22.976	142.1	1:37.419 (3)	89.91	2.947	09:14:39.198
3 -	31.045	16.593	146.2	25.832	82.5	22.488	142.7	1:35.958 (2)	91.28	1.486	09:16:15.156
4 -	31.200	17.747	137.7	26.319	79.3	22.622	144.0	1:37.888	89.48	3.416	09:17:53.044
5 -	30.240	16.555	145.8	25.412	84.3	22.265	144.0	1:34.472 (1)	92.72		09:19:27.516

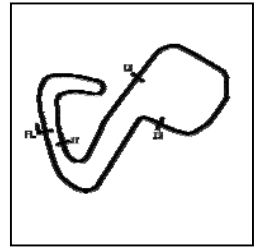
P24 6		Conor WHEELER				Yamaha - Conor Wheeler Racing					
IDEAL LAP TIME : 1:34.583		BEST LAP TIME : 1:34.902		DIFFERENCE : 0.319							
LAP	SECTOR 1	SECTOR 2		SECTOR 3		SECTOR 4		LAP TIME	MPH	DIFF	TIME OF DAY
1 -	OUTLAP	17.413	143.3	26.241	76.9	22.776	140.3	1:38.447	88.98	3.545	09:12:58.770
2 -	31.628	18.362	128.0	27.250	71.1	25.562	138.9	1:42.802	85.21	7.900	09:14:41.572
3 -	30.127	16.694	138.0	26.091	78.5	22.296	141.8	1:35.208 (2)	92.00	0.306	09:16:16.780
4 -	29.926	17.543	130.8	26.842	75.2	23.159	141.5	1:37.470 (3)	89.87	2.568	09:17:54.250
5 -	29.861	16.523	132.3	25.903	80.8	22.615	129.3	1:34.902 (1)	92.30		09:19:29.152

P25 71		Charlie FARRER				Yamaha - Paul Veazey Racing					
IDEAL LAP TIME : 1:34.990		BEST LAP TIME : 1:35.188		DIFFERENCE : 0.198							
LAP	SECTOR 1	SECTOR 2		SECTOR 3		SECTOR 4		LAP TIME	MPH	DIFF	TIME OF DAY
1 -	OUTLAP	17.454	140.6	26.470	76.6	22.535	142.4	1:39.172	88.32	3.984	09:13:01.359
2 -	30.844	16.550	140.1	26.558	77.4	22.769	140.3	1:36.721	90.56	1.533	09:14:38.080
3 -	30.528	16.748	139.8	25.709	80.4	22.203	141.5	1:35.188 (1)	92.02		09:16:13.268
4 -	30.648	16.957	132.8	26.093	79.8	22.354	142.1	1:36.052 (3)	91.19	0.864	09:17:49.320
5 -	30.810	16.666	146.8	25.772	78.9	22.327	138.9	1:35.575 (2)	91.65	0.387	09:19:24.895

2018 Bennetts British Superbike Championship - Round 6

2018 Pirelli National Superstock 600 Championship with Black Horse

WARM-UP - SECTOR ANALYSIS



SECTOR 1 = FL to I1, SECTOR 2 = I1 to I2 SECTOR 3 = I2 to I3, SECTOR 4 = I3 to FL, DIFF = Difference To Personal Best Lap, P = Crossed Finish Line in Pit Lane, D = Time Disallowed

P26 91		Kaine SHERIFF				Yamaha - Sheriff Racing					
IDEAL LAP TIME : 1:35.151		BEST LAP TIME : 1:35.547				DIFFERENCE : 0.396					
LAP	SECTOR 1	SECTOR 2		SECTOR 3		SECTOR 4		LAP TIME	MPH	DIFF	TIME OF DAY
1 -	OUTLAP	18.217	127.8	27.936	74.3	23.549	136.6	1:45.520	83.01	9.973	09:13:10.082
2 -	31.414	17.003	135.5	26.416	79.5	22.820	138.6	1:37.653	89.70	2.106	09:14:47.735
3 -	30.755	17.090	135.8	25.749	80.1	22.580	138.3	1:36.174 (3)	91.08	0.627	09:16:23.909
4 -	30.579	16.753	137.2	25.756	82.7	22.513	140.3	1:35.601 (2)	91.62	0.054	09:17:59.510
5 -	30.183	16.706	136.3	25.922	80.6	22.736	133.6	1:35.547 (1)	91.68		09:19:35.057

P27 57		Charlie MORRIS				Suzuki - M Motorsport Racing					
IDEAL LAP TIME : 1:35.954		BEST LAP TIME : 1:35.954				DIFFERENCE : 0.000					
LAP	SECTOR 1	SECTOR 2		SECTOR 3		SECTOR 4		LAP TIME	MPH	DIFF	TIME OF DAY
1 -	OUTLAP	17.895	129.5	27.339	76.7	23.384	138.0	1:42.814	85.20	6.860	09:12:59.074
2 -	31.954	17.290	128.8	26.737	82.4	IN PIT		3:06.005 P	47.09	1:30.051	09:16:05.079
3 -	OUTLAP	17.496	135.0	26.544	79.1	22.645	137.7	1:47.548	81.45	11.594	09:17:52.627
4 -	30.464	16.727	140.1	26.177	80.3	22.586	139.5	1:35.954 (1)	91.29		09:19:28.581

P28 47		Angus GOUGH				Yamaha - G Fab Racing					
IDEAL LAP TIME : 1:36.047		BEST LAP TIME : 1:36.169				DIFFERENCE : 0.122					
LAP	SECTOR 1	SECTOR 2		SECTOR 3		SECTOR 4		LAP TIME	MPH	DIFF	TIME OF DAY
1 -	OUTLAP	18.279	129.0	28.392	72.3	24.204	140.6	1:43.808	84.38	7.639	09:12:57.950
2 -	31.860	17.725	131.3	25.990	83.2	22.754	138.9	1:38.329	89.08	2.160	09:14:36.279
3 -	30.718	17.141	143.7	25.991	82.6	22.862	138.3	1:36.712 (3)	90.57	0.543	09:16:12.991
4 -	30.527	17.170	138.3	25.913	85.3	22.642	139.2	1:36.252 (2)	91.00	0.083	09:17:49.243
5 -	30.539	17.065	139.5	26.023	79.4	22.542	140.1	1:36.169 (1)	91.08		09:19:25.412

P29 27		Jamie ASHBY				Yamaha - JPA Racing / Davison Transport					
IDEAL LAP TIME : 1:36.572		BEST LAP TIME : 1:36.572				DIFFERENCE : 0.000					
LAP	SECTOR 1	SECTOR 2		SECTOR 3		SECTOR 4		LAP TIME	MPH	DIFF	TIME OF DAY
1 -	OUTLAP	17.916	135.2	27.558	74.6	23.536	137.5	1:43.402	84.71	6.830	09:13:15.553
2 -	31.406	17.331	136.3	26.463	80.9	22.882	138.9	1:38.082	89.31	1.510	09:14:53.635
3 -	31.354	17.204	135.0	26.369	76.9	22.828	140.1	1:37.755 (3)	89.61	1.183	09:16:31.390
4 -	31.014	17.034	138.0	26.523	80.6	22.753	139.5	1:37.324 (2)	90.00	0.752	09:18:08.714
5 -	30.717	16.780	140.3	26.356	79.0	22.719	138.9	1:36.572 (1)	90.70		09:19:45.286

P30 4		Connor MOODY				Kawasaki - Steelmate Racing					
IDEAL LAP TIME : 1:36.577		BEST LAP TIME : 1:36.577				DIFFERENCE : 0.000					
LAP	SECTOR 1	SECTOR 2		SECTOR 3		SECTOR 4		LAP TIME	MPH	DIFF	TIME OF DAY
1 -	OUTLAP	17.700	133.6	26.889	81.2	23.201	136.9	1:41.205	86.55	4.628	09:13:00.878
2 -	31.353	17.255	131.8	26.135	82.6	22.823	138.3	1:37.566 (2)	89.78	0.989	09:14:38.444
3 -	30.736	16.988	133.9	26.072	83.8	22.781	136.1	1:36.577 (1)	90.70		09:16:15.021

MCRCB BULLETIN TK187

2018 Bennetts British Superbike Championship - Round 6

2018 Pirelli National Superstock 600 Championship with Black Horse

WARM-UP - BEST SECTORS

SECTOR 1				SECTOR 2				SECTOR 3				SECTOR 4				IDEAL / BEST COMPARISON			
POS	NO	NAME	TIME	NO	NAME	TIME	NO	NAME	TIME	NO	NAME	TIME	POS	NO	NAME	IDEAL	BEST	DIFF	
															PERFECT LAP	1:30.864			
1	21	VICKERS	28.922	21	VICKERS	16.024	21	VICKERS	24.538	21	VICKERS	21.380	1	21	VICKERS	1:30.864	1:31.120	0.256	
2	41	WARD	29.014	75	McGREEV	16.090	10	SHELDON	24.642	75	McGREEV	21.438	2	75	McGREEV	1:31.496	1:31.894	0.398	
3	55	KEYES	29.025	3	CLAYTON	16.093	41	WARD	24.734	10	SHELDON	21.530	3	10	SHELDON-SHAW	1:31.748	1:31.748	0.000	
4	75	McGREEV	29.199	55	KEYES	16.143	9	CLIFFOR	24.738	9	CLIFFOR	21.584	4	55	KEYES	1:31.800	1:31.830	0.030	
5	10	SHELDON	29.244	69	IRWIN	16.162	75	McGREEV	24.769	3	CLAYTON	21.642	5	41	WARD	1:31.819	1:31.991	0.172	
6	9	CLIFFOR	29.274	99	LUXTON	16.176	5	CLARKE	24.911	69	IRWIN	21.685	6	9	CLIFFORD	1:31.961	1:31.961	0.000	
7	99	LUXTON	29.321	58	LEE	16.250	55	KEYES	24.935	55	KEYES	21.697	7	99	LUXTON	1:32.150	1:32.309	0.159	
8	5	CLARKE	29.377	5	CLARKE	16.290	31	WOOD	24.939	99	LUXTON	21.702	8	3	CLAYTON	1:32.171	1:32.622	0.451	
9	69	IRWIN	29.396	10	SHELDON	16.332	19	ALDERSO	24.950	41	WARD	21.725	9	69	IRWIN	1:32.258	1:32.258	0.000	
10	3	CLAYTON	29.447	41	WARD	16.346	99	LUXTON	24.951	5	CLARKE	21.802	10	5	CLARKE	1:32.380	1:32.486	0.106	
11	19	ALDERSO	29.556	9	CLIFFOR	16.365	3	CLAYTON	24.989	58	LEE	21.804	11	58	LEE	1:32.812	1:32.996	0.184	
12	31	WOOD	29.624	17	WOOD	16.390	69	IRWIN	25.015	17	WOOD	21.836	12	31	WOOD	1:32.837	1:33.370	0.533	
13	58	LEE	29.699	8	NEWSTEA	16.391	58	LEE	25.059	31	WOOD	21.840	13	19	ALDERSON	1:32.979	1:32.979	0.000	
14	17	WOOD	29.793	32	PIPER	16.410	42	HOLME	25.099	16	HOPKINS	21.840	14	17	WOOD	1:33.503	1:33.778	0.275	
15	6	WHEELER	29.861	16	HOPKINS	16.425	7	WRIGHT	25.240	19	ALDERSO	21.904	15	16	HOPKINS	1:33.536	1:33.913	0.377	
16	8	NEWSTEA	29.906	31	WOOD	16.434	16	HOPKINS	25.312	46	ROWLING	21.908	16	7	WRIGHT	1:33.878	1:34.094	0.216	
17	16	HOPKINS	29.959	46	ROWLING	16.457	44	POTTER	25.412	32	PIPER	22.013	17	42	HOLME	1:33.925	1:34.110	0.185	
18	7	WRIGHT	29.976	66	FRASER	16.494	66	FRASER	25.463	7	WRIGHT	22.129	18	46	ROWLINGS	1:34.064	1:34.168	0.104	
19	32	PIPER	30.046	42	HOLME	16.497	17	WOOD	25.484	8	NEWSTEA	22.148	19	8	NEWSTEAD	1:34.327	1:34.469	0.142	
20	66	FRASER	30.074	6	WHEELER	16.523	46	ROWLING	25.573	42	HOLME	22.182	20	32	PIPER	1:34.347	1:34.412	0.065	
21	46	ROWLING	30.126	7	WRIGHT	16.533	71	FARRER	25.709	71	FARRER	22.203	21	66	FRASER	1:34.358	1:34.358	0.000	
22	42	HOLME	30.147	71	FARRER	16.550	91	SHERIFF	25.749	44	POTTER	22.265	22	44	POTTER	1:34.472	1:34.472	0.000	
23	91	SHERIFF	30.183	44	POTTER	16.555	32	PIPER	25.878	6	WHEELER	22.296	23	6	WHEELER	1:34.583	1:34.902	0.319	
24	44	POTTER	30.240	19	ALDERSO	16.569	8	NEWSTEA	25.882	66	FRASER	22.327	24	71	FARRER	1:34.990	1:35.188	0.198	
25	57	MORRIS	30.464	91	SHERIFF	16.706	6	WHEELER	25.903	91	SHERIFF	22.513	25	91	SHERIFF	1:35.151	1:35.547	0.396	
26	47	GOUGH	30.527	57	MORRIS	16.727	47	GOUGH	25.913	47	GOUGH	22.542	26	57	MORRIS	1:35.954	1:35.954	0.000	
27	71	FARRER	30.528	27	ASHBY	16.780	4	MOODY	26.072	57	MORRIS	22.586	27	47	GOUGH	1:36.047	1:36.169	0.122	
28	27	ASHBY	30.717	4	MOODY	16.988	57	MORRIS	26.177	27	ASHBY	22.719	28	27	ASHBY	1:36.572	1:36.572	0.000	
29	4	MOODY	30.736	47	GOUGH	17.065	27	ASHBY	26.356	4	MOODY	22.781	29	4	MOODY	1:36.577	1:36.577	0.000	
30													30	2	TOMS		1:32.728		
31																			

Weather / Track : Sunny / Dry

Brands Hatch GP

Circuit Length = 2.4332 miles

Start: 09:11 Flag 09:19 End: 09:20

Results can be found at www.tsl-timing.com

Printed - 09:22 Sunday, 22 July 2018

MCRCB BULLETIN TK188**2018 Bennetts British Superbike Championship - Round 6****2018 Pirelli National Superstock 600 Championship with Black Horse****WARM-UP - BEST SPEEDS**

POS	INTERMEDIATE 1		INTERMEDIATE 2		INTERMEDIATE 3		FINISH LINE		MPH		
	NO	NAME	MPH	NO	NAME	MPH	NO	NAME			
1			21	VICKERS	147.8	75	McGREEVY	92.1	9	CLIFFORD	145.2
2			69	IRWIN	147.8	5	CLARKE	91.6	58	LEE	144.6
3			99	LUXTON	147.8	10	SHELDON-SHAW	91.3	17	WOOD	144.6
4			3	CLAYTON	147.1	21	VICKERS	91.1	32	PIPER	144.6
5			8	NEWSTEAD	147.1	55	KEYES	90.8	99	LUXTON	144.3
6			58	LEE	146.8	19	ALDERSON	90.6	44	POTTER	144.0
7			32	PIPER	146.8	31	WOOD	89.9	3	CLAYTON	143.7
8			71	FARRER	146.8	41	WARD	89.5	21	VICKERS	143.0
9			9	CLIFFORD	146.5	9	CLIFFORD	89.4	75	McGREEVY	143.0
10			44	POTTER	146.2	58	LEE	89.4	16	HOPKINS	143.0
11			5	CLARKE	145.8	69	IRWIN	89.3	69	IRWIN	142.7
12			19	ALDERSON	145.8	99	LUXTON	88.8	46	ROWLINGS	142.4
13			41	WARD	145.5	42	HOLME	88.6	71	FARRER	142.4
14			66	FRASER	145.2	7	WRIGHT	87.8	10	SHELDON-SHAW	142.1
15			7	WRIGHT	144.9	3	CLAYTON	87.2	19	ALDERSON	142.1
16			31	WOOD	144.6	16	HOPKINS	86.7	6	WHEELER	141.8
17			10	SHELDON-SHAW	144.0	17	WOOD	85.4	7	WRIGHT	141.5
18			55	KEYES	144.0	66	FRASER	85.4	8	NEWSTEAD	141.5
19			16	HOPKINS	143.7	47	GOUGH	85.3	66	FRASER	141.2
20			47	GOUGH	143.7	46	ROWLINGS	84.5	31	WOOD	140.9
21			6	WHEELER	143.3	44	POTTER	84.3	55	KEYES	140.6
22			17	WOOD	142.4	32	PIPER	84.0	47	GOUGH	140.6
23			42	HOLME	140.6	4	MOODY	83.8	42	HOLME	140.3
24			75	McGREEVY	140.3	8	NEWSTEAD	83.7	91	SHERIFF	140.3
25			27	ASHBY	140.3	91	SHERIFF	82.7	5	CLARKE	140.1
26			57	MORRIS	140.1	57	MORRIS	82.4	27	ASHBY	140.1
27			91	SHERIFF	137.2	27	ASHBY	80.9	57	MORRIS	139.5
28			4	MOODY	133.9	6	WHEELER	80.8	41	WARD	139.2
29			46	ROWLINGS	132.8	71	FARRER	80.4	4	MOODY	138.3
30											
31											

Weather / Track : Sunny / Dry

Results can be found at www.tsl-timing.com

Brands Hatch GP

Circuit Length = 2.4332 miles

Start: 09:11 Flag 09:19 End: 09:20

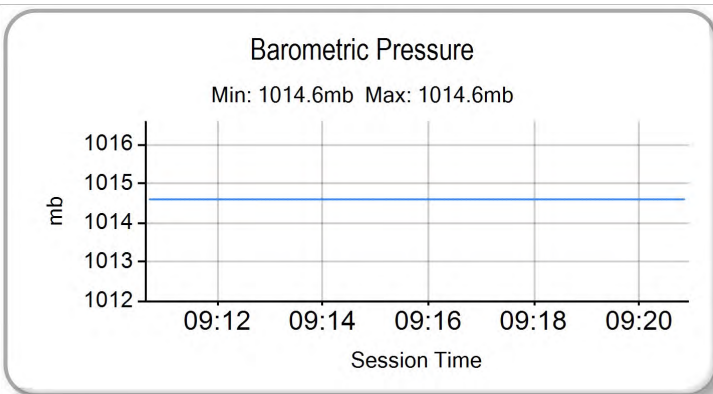
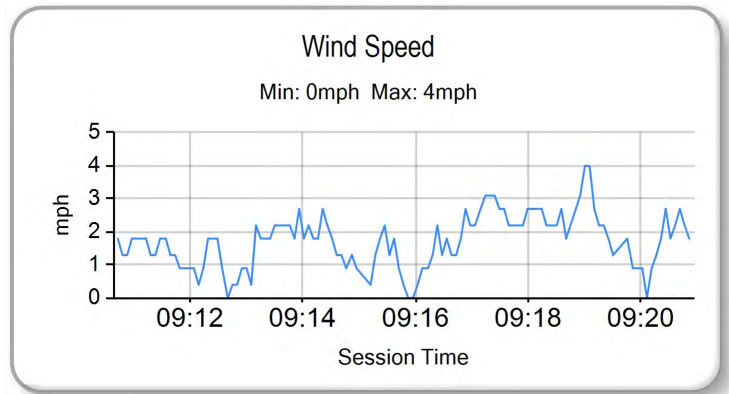
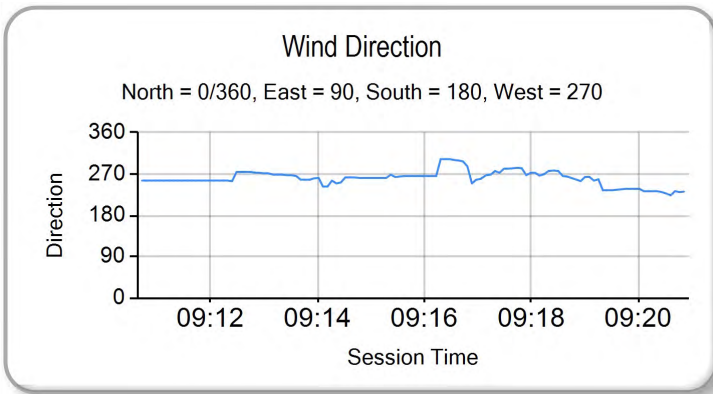
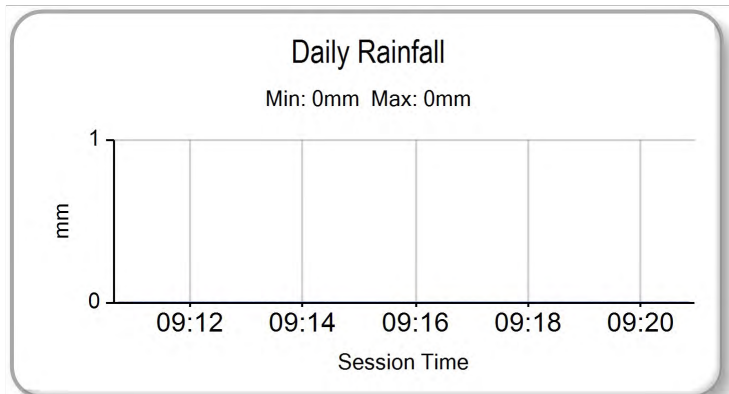
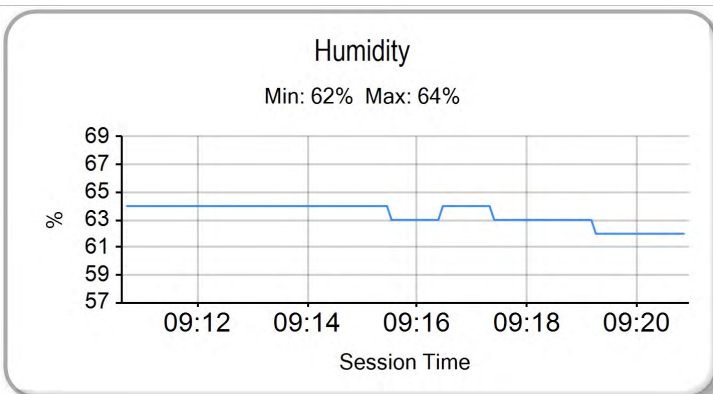
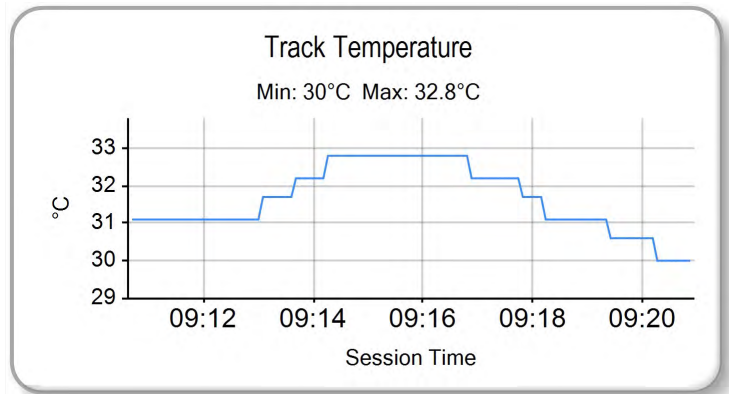
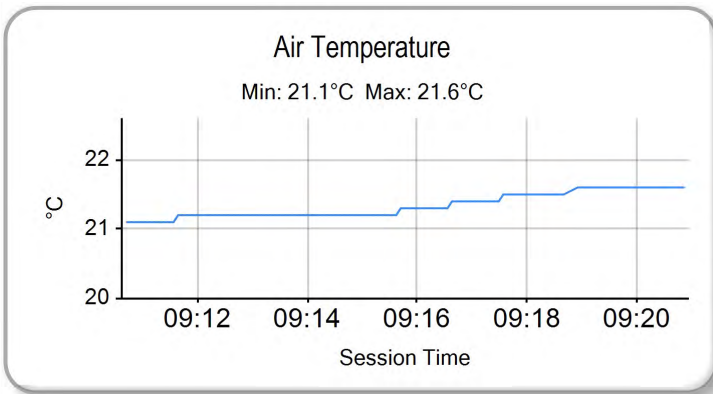
Printed - 09:22 Sunday, 22 July 2018

MCRCB BULLETIN TK189

2018 Bennetts British Superbike Championship - Round 6

2018 Pirelli National Superstock 600 Championship with Black Horse

WARM-UP - WEATHER CONDITIONS



Weather / Track : Sunny / Dry

Brands Hatch GP
Circuit Length = 2.4332 miles
Start: 09:11 Flag 09:19 End: 09:20

Results can be found at www.tsl-timing.com

Printed - 09:23 Sunday, 22 July 2018



RACE 7 - FINAL GRID (14 Laps)

ROW 11				31	47	Angus GOUGH	1:36.192								
ROW 10	30	4	Connor MOODY	1:35.676	29	44	Ewan POTTER	1:35.189	28	27	Jamie ASHBY	1:35.083			
ROW 9				27	77	Matty WHELAN	1:34.750	26	91	Kaine SHERIFF	1:34.427	25	57	Charlie MORRIS	1:34.058
ROW 8	24	31	Alex WOOD	1:33.768	23	46	Harry ROWLINGS	1:33.727	22	66	Cameron FRASER	1:33.461			
ROW 7				21	42	Sam HOLME	1:33.440	20	7	Aaron WRIGHT	1:33.176	19	16	Luke HOPKINS	1:33.149
ROW 6	18	71	Charlie FARRER	1:32.998	17	6	Conor WHEELER	1:32.997	16	19	James ALDERSON	1:32.774			
ROW 5				15	3	Mark CLAYTON	1:32.695	14	17	Josh WOOD	1:32.610	13	2	TJ TOMS	1:32.315
ROW 4	12	32	Mark PIPER	1:31.950	11	99	Ben LUXTON	1:31.936	10	55	Kevin KEYES	1:31.857			
ROW 3				9	69	Caolán IRWIN	1:31.788	8	58	Cameron LEE	1:31.779	7	8	Grant NEWSTEAD	1:31.775
ROW 2	6	75	Korie McGREEVY	1:31.572	5	9	Aaron CLIFFORD	1:31.436	4	10	Joe SHELDON-SHAW	1:31.199			
ROW 1				3	41	Milo WARD	1:31.083	2	5	Aaron CLARKE	1:30.891	1	21	Ryan VICKERS	1:30.014
															Pole

Brands Hatch GP
Circuit Length = 2.4332 miles

These results are provisional until the conclusion of any judicial and technical matters.

Race Director :	Stewards :	Timekeeper :
-----------------	------------	--------------

Results can be found at www.britishsuperbike.com

Printed - 09:21 Sunday, 22 July 2018



RACE 7 - CLASSIFICATION

POS	NO	NAME	ENTRY	LAPS	TIME	GAP	DIFF	MPH	BEST	ON
1	21	Ryan VICKERS	Yamaha - Mototechniks Yamaha	14	21:20.343			95.78	1:30.425	5
2	5	Aaron CLARKE	Yamaha - Draper Racing	14	21:25.941	5.598	5.598	95.36	1:30.711	3
3	9	Aaron CLIFFORD	Yamaha - Clifford Racing	14	21:32.747	12.404	6.806	94.86	1:31.346	9
4	10	Joe SHELDON-SHAW	Kawasaki - Via Moto Racing	14	21:32.922	12.579	0.175	94.85	1:31.321	6
5	75	Korie McGREEVY	Triumph - Century Racing	14	21:33.243	12.900	0.321	94.82	1:31.122	10
6	55	Kevin KEYES	Kawasaki - Team #109	14	21:35.379	15.036	2.136	94.67	1:31.287	9
7	58	Cameron LEE	Yamaha - Allied Motorsport	14	21:36.142	15.799	0.763	94.61	1:31.512	10
8	41	Milo WARD	Kawasaki - G & S Racing	14	21:36.765	16.422	0.623	94.57	1:31.238	9
9	99	Ben LUXTON	Kawasaki - G & S Racing	14	21:38.839	18.496	2.074	94.42	1:32.062	5
10	17	Josh WOOD	Kawasaki - Wood Racing	14	21:39.527	19.184	0.688	94.37	1:32.011	5
11	3	Mark CLAYTON	Yamaha - KSM Racing	14	21:42.532	22.189	3.005	94.15	1:31.922	5
12	8	Grant NEWSTEAD	Yamaha - Morgan Price / Tinklers Racing	14	21:42.598	22.255	0.066	94.14	1:32.187	9
13	16	Luke HOPKINS	Yamaha - Hopkins Racing	14	21:42.744	22.401	0.146	94.13	1:31.925	4
14	32	Mark PIPER	Yamaha - Pied Piper Racing	14	21:43.212	22.869	0.468	94.10	1:32.014	5
15	6	Conor WHEELER	Yamaha - Conor Wheeler Racing	14	21:45.543	25.200	2.331	93.93	1:31.984	5
16	19	James ALDERSON	Triumph - R Alderson & Sons Racing	14	21:53.344	33.001	7.801	93.37	1:32.761	4
17	46	Harry ROWLINGS	Triumph - BER / Steve Jordan Motorcycles	14	21:57.153	36.810	3.809	93.10	1:33.070	8
18	57	Charlie MORRIS	Suzuki - M Motorsport Racing	14	22:00.558	40.215	3.405	92.86	1:32.938	14
19	44	Ewan POTTER	Yamaha - Jones Dorling Racing	14	22:00.615	40.272	0.057	92.86	1:32.860	14
20	66	Cameron FRASER	Yamaha - Jones Dorling Racing	14	22:01.280	40.937	0.665	92.81	1:33.182	6
21	7	Aaron WRIGHT	Yamaha - Jezaro.com	14	22:01.452	41.109	0.172	92.80	1:32.670	6
22	42	Sam HOLME	Yamaha - Everquip Racing	14	22:11.722	51.379	10.270	92.08	1:34.241	14
23	77	Matty WHELAN	MV Agusta - Blueline Bennetts MV Agusta	14	22:17.368	57.025	5.646	91.70	1:34.569	4
24	91	Kaine SHERIFF	Yamaha - Sheriff Racing	14	22:20.655	1:00.312	3.287	91.47	1:34.362	9
25	47	Angus GOUGH	Yamaha - G Fab Racing	14	22:24.313	1:03.970	3.658	91.22	1:34.521	9
26	27	Jamie ASHBY	Yamaha - JPA Racing / Davison Transport	14	22:24.392	1:04.049	0.079	91.22	1:34.842	9

NOT CLASSIFIED

DNF	31	Alex WOOD	Yamaha - Paul Veazey Racing	10	15:47.369	4 Laps	4 Laps	92.46	1:32.985	5
DNF	4	Connor MOODY	Kawasaki - Steelmate Racing	7	11:21.450	7 Laps	3 Laps	89.98	1:35.209	2
DNF	69	Caolán IRWIN	Yamaha - Inwin Racing	0						
DNF	2	TJ TOMS	Kawasaki - Squidge Racing	0						

FASTEST LAP

21	Ryan VICKERS	Yamaha - Mototechniks Yamaha	5	1:30.425	96.87 mph	155.90 kph
----	--------------	------------------------------	---	----------	-----------	------------

Weather / Track : Sunny / Dry

These results are provisional until the conclusion of any judicial and technical matters.

Brands Hatch GP

Circuit Length = 2.4332 miles

Start: 12:31 Flag 12:52 End: 12:53

Race Director :	Stewards :	Timekeeper :
-----------------	------------	--------------

Results can be found at www.britishsuperbike.com

Printed - 12:53 Sunday, 22 July 2018

MCRCB BULLETIN TK225

2018 Bennetts British Superbike Championship - Round 6

2018 Pirelli National Superstock 600 Championship with Black Horse

RACE 7 - LAP CHART

LAP 1 @ 12:32:37.388			LAP 3 @ 12:35:38.718			LAP 5 @ 12:38:39.812			LAP 7 @ 12:41:41.547			LAP 9 @ 12:44:43.773		
NO	BEHIND	LAP TIME	NO	BEHIND	LAP TIME	NO	BEHIND	LAP TIME	NO	BEHIND	LAP TIME	NO	BEHIND	LAP TIME
21		1:35.316	21		1:30.482	21		1:30.425	21		1:30.906	21		1:31.139
5	0.498	1:35.814	5	0.673	1:30.711	5	2.158	1:31.341	5	3.786	1:31.646	5	4.874	1:31.684
8	1.798	1:37.114	75	3.643	1:31.408	75	6.830	1:32.449	75	9.633	1:32.363	10	11.598	1:31.925
75	1.826	1:37.142	8	5.494	1:32.369	10	8.314	1:31.391	10	9.747	1:31.847	75	12.039	1:32.485
10	2.066	1:37.382	10	5.626	1:32.377	55	9.010	1:32.141	9	11.634	1:31.904	9	12.350	1:31.346
55	2.452	1:37.768	55	5.648	1:32.190	9	9.077	1:32.003	55	12.144	1:31.839	55	12.623	1:31.287
9	2.622	1:37.938	9	5.769	1:32.096	17	9.325	1:32.011	41	12.469	1:31.939	41	12.925	1:31.238
58	2.791	1:38.107	17	5.903	1:32.163	41	9.742	1:31.920	17	12.815	1:32.836	58	14.301	1:31.526
17	2.892	1:38.208	41	6.276	1:32.177	8	10.325	1:32.640	58	12.996	1:32.335	17	15.102	1:32.185
41	3.329	1:38.645	58	6.467	1:32.014	58	10.365	1:32.331	99	13.375	1:32.393	99	15.359	1:32.140
99	3.527	1:38.843	99	7.316	1:32.293	99	10.507	1:32.062	3	14.570	1:32.912	3	17.263	1:32.253
3	3.965	1:39.281	3	7.803	1:32.353	3	10.794	1:31.922	8	14.666	1:33.155	8	17.643	1:32.187
16	4.245	1:39.561	32	7.910	1:32.155	32	11.188	1:32.014	32	14.834	1:33.029	16	17.779	1:32.237
32	4.636	1:39.952	16	8.388	1:32.870	16	11.504	1:32.285	16	15.021	1:32.895	32	17.972	1:32.212
42	5.446	1:40.762	6	9.799	1:32.428	6	12.696	1:31.984	6	15.327	1:32.266	6	18.382	1:32.480
6	5.510	1:40.826	46	12.403	1:33.838	19	17.778	1:32.877	19	22.111	1:32.886	19	25.796	1:32.952
46	5.936	1:41.252	44	13.035	1:34.302	46	17.824	1:33.275	46	22.505	1:33.077	46	26.793	1:33.444
44	6.174	1:41.490	42	13.164	1:34.621	44	18.754	1:33.280	44	25.631	1:34.670	31	30.818	1:33.841
31	6.343	1:41.659	19	13.234	1:33.906	31	19.324	1:32.985	31	25.725	1:34.388	44	30.996	1:33.810
57	6.728	1:42.044	57	13.300	1:33.905	57	19.458	1:33.722	57	25.971	1:34.797	66	31.245	1:33.832
19	7.012	1:42.328	31	13.732	1:34.624	66	20.723	1:33.657	66	25.995	1:33.825	7	31.368	1:33.582
66	7.601	1:42.917	66	13.993	1:33.644	7	21.435	1:33.225	7	26.156	1:33.786	57	31.797	1:34.140
77	8.196	1:43.512	7	16.322	1:34.325	42	21.569	1:34.583	42	29.106	1:34.943	42	36.793	1:34.803
4	8.738	1:44.054	77	16.376	1:34.919	77	25.009	1:35.158	77	32.917	1:34.714	77	40.556	1:34.981
7	8.784	1:44.100	4	18.434	1:35.817	47	29.880	1:35.738	91	37.880	1:34.798	91	44.715	1:34.362
47	9.224	1:44.540	47	19.205	1:35.712	91	29.943	1:35.696	27	39.533	1:35.780	27	47.225	1:34.842
27	9.601	1:44.917	27	19.490	1:36.227	27	30.162	1:35.542	47	39.642	1:35.629	47	47.283	1:34.521
91	9.825	1:45.141	91	19.560	1:35.884	4	30.909	1:37.299	4	41.975	1:37.212			

LAP 2 @ 12:34:08.236			LAP 4 @ 12:37:09.387			LAP 6 @ 12:40:10.641			LAP 8 @ 12:43:12.634			LAP 10 @ 12:46:15.041		
NO	BEHIND	LAP TIME	NO	BEHIND	LAP TIME	NO	BEHIND	LAP TIME	NO	BEHIND	LAP TIME	NO	BEHIND	LAP TIME
21		1:30.848	21		1:30.669	21		1:30.829	21		1:31.087	21		1:31.268
5	0.444	1:30.794	5	1.242	1:31.238	5	3.046	1:31.717	5	4.329	1:31.630	5	5.462	1:31.856
75	2.717	1:31.739	75	4.806	1:31.832	75	8.176	1:32.175	75	10.693	1:32.147	10	11.769	1:31.439
8	3.607	1:32.657	55	7.294	1:32.315	10	8.806	1:31.321	10	10.812	1:32.152	75	11.893	1:31.122
10	3.731	1:32.513	10	7.348	1:32.391	9	10.636	1:32.388	9	12.143	1:31.596	55	12.985	1:31.630
55	3.940	1:32.336	9	7.499	1:32.399	17	10.885	1:32.389	55	12.475	1:31.418	9	13.115	1:32.033
9	4.155	1:32.381	17	7.739	1:32.505	55	11.211	1:33.030	41	12.826	1:31.444	41	13.670	1:32.013
17	4.222	1:32.178	8	8.110	1:33.285	41	11.436	1:32.523	58	13.914	1:32.005	58	14.545	1:31.512
41	4.581	1:32.100	41	8.247	1:32.640	58	11.567	1:32.031	17	14.056	1:32.328	17	16.115	1:32.281
58	4.935	1:32.992	58	8.459	1:32.661	99	11.888	1:32.210	99	14.358	1:32.070	99	16.353	1:32.262
99	5.505	1:32.826	99	8.870	1:32.223	8	12.417	1:32.921	3	16.149	1:32.666	3	18.587	1:32.592
3	5.932	1:32.815	3	9.297	1:32.163	3	12.564	1:32.599	8	16.595	1:33.016	8	18.849	1:32.474
16	6.000	1:32.603	32	9.599	1:32.358	32	12.711	1:32.352	16	16.681	1:32.747	16	18.951	1:32.440
32	6.237	1:32.449	16	9.644	1:31.925	16	13.032	1:32.357	32	16.899	1:33.152	32	19.005	1:32.301
6	7.853	1:33.191	6	11.137	1:32.007	6	13.967	1:32.100	6	17.041	1:32.801	6	19.509	1:32.395
42	9.025	1:34.427	46	14.974	1:33.240	19	20.131	1:33.182	19	23.983	1:32.959	19	27.493	1:32.965
46	9.047	1:33.959	19	15.326	1:32.761	46	20.334	1:33.339	46	24.488	1:33.070	46	28.609	1:33.084
44	9.215	1:33.889	44	15.899	1:33.533	44	21.867	1:33.942	31	28.116	1:33.478	44	34.140	1:34.412
31	9.590	1:34.095	57	16.161	1:33.530	57	22.080	1:33.451	44	28.325	1:33.781	66	34.189	1:34.212
19	9.810	1:33.646	31	16.764	1:33.701	31	22.243	1:33.748	66	28.552	1:33.644	31	34.400	1:34.850
57	9.877	1:33.997	42	17.411	1:34.916	66	23.076	1:33.182	57	28.796	1:33.912	57	34.494	1:33.965
66	10.831	1:34.078	66	17.491	1:34.167	7	23.276	1:32.670	7	28.925	1:33.856	7	34.691	1:34.591
77	11.939	1:34.591	7	18.635	1:32.982	42	25.069	1:34.329	42	33.129	1:35.110	42	40.475	1:34.950
7	12.479	1:34.543	77	20.276	1:34.569	77	29.109	1:34.929	77	36.714	1:34.884	77	44.280	1:34.992
4	13.099	1:35.209	4	24.035	1:36.270	91	33.988	1:34.874	91	41.492	1:34.699	91	48.073	1:34.626
27	13.745	1:34.992	47	24.567	1:36.031	27	34.659	1:35.326	27	43.522	1:35.076	47	50.720	1:34.705
47	13.975	1:35.599	91	24.672	1:35.781	47	34.919	1:35.868	47	43.901	1:35.346	27	51.046	1:35.089
91	14.158	1:35.181	27	25.045	1:36.224	4	35.669	1:35.589						

LAP 11 @ 12:47:46.518		
NO	BEHIND	LAP TIME
21		1:31.477

Brands Hatch GP

Circuit Length = 2.4332 miles

Start: 12:31 Flag 12:52 End: 12:53

Weather / Track : Sunny / Dry

MCRCB BULLETIN TK225

2018 Bennetts British Superbike Championship - Round 6

2018 Pirelli National Superstock 600 Championship with Black Horse

RACE 7 - LAP CHART

5	5.783	1:31.798	58	14.873	1:31.891
10	11.899	1:31.607	99	18.307	1:32.385
75	12.006	1:31.590	17	18.666	1:33.012
9	13.813	1:32.175	8	21.758	1:32.778
55	14.433	1:32.925	3	21.957	1:33.088
41	14.624	1:32.431	16	22.179	1:33.016
58	14.718	1:31.650	32	22.452	1:33.091
17	16.994	1:32.356	6	23.997	1:33.842
99	17.295	1:32.419	19	32.010	1:32.836
3	19.765	1:32.655	46	34.882	1:33.898
8	19.997	1:32.625	57	39.544	1:33.125
16	20.312	1:32.838	44	39.679	1:32.957
32	20.405	1:32.877	66	39.980	1:33.626
6	20.647	1:32.615	7	40.258	1:33.342
19	29.166	1:33.150	42	49.405	1:34.450
46	30.774	1:33.642	77	53.985	1:34.756
66	36.271	1:33.559	91	57.953	1:35.037
44	36.560	1:33.897	47	1:00.847	1:34.940
57	36.782	1:33.765	27	1:01.074	1:34.992
7	36.964	1:33.750			
42	43.798	1:34.800			
77	47.835	1:35.032			
91	51.235	1:34.639			
47	54.561	1:35.318			
27	54.797	1:35.228			

LAP 14 @ 12:52:22.415

NO	BEHIND	LAP TIME
----	--------	----------

21		1:32.267
5	5.598	1:31.955
9	12.404	1:31.577
10	12.579	1:33.289
75	12.900	1:33.568
55	15.036	1:32.603
58	15.799	1:33.193
41	16.422	1:33.863
99	18.496	1:32.456
17	19.184	1:32.785
3	22.189	1:32.499
8	22.255	1:32.764
16	22.401	1:32.489
32	22.869	1:32.684
6	25.200	1:33.470
19	33.001	1:33.258
46	36.810	1:34.195
57	40.215	1:32.938
44	40.272	1:32.860
66	40.937	1:33.224
7	41.109	1:33.118
42	51.379	1:34.241
77	57.025	1:35.307
91	1:00.312	1:34.626
47	1:03.970	1:35.390
27	1:04.049	1:35.242

LAP 12 @ 12:49:18.174

NO	BEHIND	LAP TIME
----	--------	----------

21		1:31.656
5	5.983	1:31.856
10	11.965	1:31.722
75	12.038	1:31.688
9	13.557	1:31.400
55	14.533	1:31.756
41	14.828	1:31.860
58	14.956	1:31.894
17	17.628	1:32.290
99	17.896	1:32.257
3	20.843	1:32.734
8	20.954	1:32.613
16	21.137	1:32.481
32	21.335	1:32.586
6	22.129	1:33.138
19	31.148	1:33.638
46	32.958	1:33.840
66	38.328	1:33.713
57	38.393	1:33.267
44	38.696	1:33.792
7	38.890	1:33.582
42	46.929	1:34.787
77	51.203	1:35.024
91	54.890	1:35.311
47	57.881	1:34.976
27	58.056	1:34.915

LAP 13 @ 12:50:50.148

NO	BEHIND	LAP TIME
----	--------	----------

21		1:31.974
5	5.910	1:31.901
10	11.557	1:31.566
75	11.599	1:31.535
9	13.094	1:31.511
55	14.700	1:32.141
41	14.826	1:31.972

Weather / Track : Sunny / Dry

Brands Hatch GP

Circuit Length = 2.4332 miles

Start: 12:31 Flag 12:52 End: 12:53

MCRCB BULLETIN TK226

2018 Bennetts British Superbike Championship - Round 6

2018 Pirelli National Superstock 600 Championship with Black Horse

RACE 7 - POSITION CHART

No	Name	Lap														
		Pos	1	2	3	4	5	6	7	8	9	10	11	12	13	14
21	VICKERS	1	21	21	21	21	21	21	21	21	21	21	21	21	21	21
5	CLARKE	2	5	5	5	5	5	5	5	5	5	5	5	5	5	5
41	WARD	3	8	75	75	75	75	75	75	75	10	10	10	10	10	9
10	SHELDON-SHAW	4	75	8	8	55	10	10	10	10	75	75	75	75	75	10
9	CLIFFORD	5	10	10	10	10	55	9	9	9	9	55	9	9	9	75
75	McGREEVY	6	55	55	55	9	9	17	55	55	55	9	55	55	55	55
8	NEWSTEAD	7	9	9	9	17	17	55	41	41	41	41	41	41	41	58
58	LEE	8	58	17	17	8	41	41	17	58	58	58	58	58	58	41
69	IRWIN	9	17	41	41	41	8	58	58	17	17	17	17	17	99	99
55	KEYES	10	41	58	58	58	58	99	99	99	99	99	99	99	17	17
99	LUXTON	11	99	99	99	99	99	8	3	3	3	3	3	3	8	3
32	PIPER	12	3	3	3	3	3	3	8	8	8	8	8	8	3	8
2	TOMS	13	16	16	32	32	32	32	32	16	16	16	16	16	16	16
17	WOOD	14	32	32	16	16	16	16	16	32	32	32	32	32	32	32
3	CLAYTON	15	42	6	6	6	6	6	6	6	6	6	6	6	6	6
19	ALDERSON	16	6	42	46	46	19	19	19	19	19	19	19	19	19	19
6	WHEELER	17	46	46	44	19	46	46	46	46	46	46	46	46	46	46
16	HOPKINS	18	44	44	42	44	44	44	44	31	31	44	66	66	57	57
7	WRIGHT	19	31	31	19	57	31	57	31	44	44	66	44	57	44	44
42	HOLME	20	57	19	57	31	57	31	57	66	66	31	57	44	66	66
66	FRASER	21	19	57	31	42	66	66	66	57	7	57	7	7	7	7
46	ROWLINGS	22	66	66	66	66	7	7	7	7	57	7	42	42	42	42
31	WOOD	23	77	77	7	7	42	42	42	42	42	42	77	77	77	77
57	MORRIS	24	4	7	77	77	77	77	77	77	77	77	91	91	91	91
91	SHERIFF	25	7	4	4	4	47	91	91	91	91	91	47	47	47	47
77	WHELAN	26	47	27	47	47	91	27	27	27	27	47	27	27	27	27
27	ASHBY	27	27	47	27	91	27	47	47	47	47	27				
44	POTTER	28	91	91	91	27	4	4	4							
4	MOODY	29														
47	GOUGH	30														

Weather / Track : Sunny / Dry

Results can be found at www.tsl-timing.com

Brands Hatch GP
 Circuit Length = 2.4332 miles
 Start: 12:31 Flag 12:52 End: 12:53

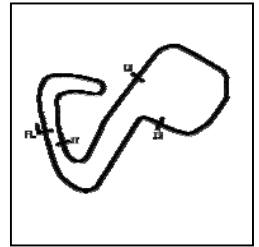
Printed - 12:55 Sunday, 22 July 2018

MCRCB BULLETIN TK227

2018 Bennetts British Superbike Championship - Round 6

2018 Pirelli National Superstock 600 Championship with Black Horse

RACE 7 - SECTOR ANALYSIS



SECTOR 1 = FL to I1, SECTOR 2 = I1 to I2 SECTOR 3 = I2 to I3, SECTOR 4 = I3 to FL, DIFF = Difference To Personal Best Lap, P = Crossed Finish Line in Pit Lane, D = Time Disallowed

P1 21		Ryan VICKERS				Yamaha - Mototechniks Yamaha					
IDEAL LAP TIME : 1:30.291		BEST LAP TIME : 1:30.425				DIFFERENCE : 0.134					
LAP	SECTOR 1	SECTOR 2		SECTOR 3		SECTOR 4		LAP TIME	MPH	DIFF	TIME OF DAY
1 -		16.013	147.4	24.620	91.1	21.546	140.3	1:35.316	91.90	4.891	12:32:37.388
2 -	28.842	16.037	147.4	24.557	94.3	21.412	140.9	1:30.848	96.42	0.423	12:34:08.236
3 -	28.725	15.917	147.1	24.370	95.8	21.470	139.8	1:30.482 (2)	96.81	0.057	12:35:38.718
4 -	28.942	15.834	147.8	24.440	92.0	21.453	141.2	1:30.669 (3)	96.61	0.244	12:37:09.387
5 -	28.784	15.784	147.8	24.397	93.9	21.460	140.9	1:30.425 (1)	96.87		12:38:39.812
6 -	28.920	15.897	148.1	24.548	92.3	21.464	140.9	1:30.829	96.44	0.404	12:40:10.641
7 -	28.977	15.836	148.1	24.549	93.0	21.544	140.9	1:30.906	96.36	0.481	12:41:41.547
8 -	29.055	15.857	148.4	24.640	92.8	21.535	140.6	1:31.087	96.17	0.662	12:43:12.634
9 -	28.915	16.076	147.1	24.623	93.8	21.525	140.3	1:31.139	96.11	0.714	12:44:43.773
10 -	29.066	15.939	147.8	24.747	91.3	21.516	140.6	1:31.268	95.97	0.843	12:46:15.041
11 -	29.127	15.932	147.4	24.751	93.8	21.667	140.3	1:31.477	95.76	1.052	12:47:46.518
12 -	29.224	16.017	148.1	24.838	91.3	21.577	140.9	1:31.656	95.57	1.231	12:49:18.174
13 -	29.267	16.107	146.8	24.856	93.0	21.744	140.3	1:31.974	95.24	1.549	12:50:50.148
14 -	29.211	16.032	144.9	25.068	90.3	21.956	136.9	1:32.267	94.94	1.842	12:52:22.415

P2 5		Aaron CLARKE				Yamaha - Draper Racing					
IDEAL LAP TIME : 1:30.564		BEST LAP TIME : 1:30.711				DIFFERENCE : 0.147					
LAP	SECTOR 1	SECTOR 2		SECTOR 3		SECTOR 4		LAP TIME	MPH	DIFF	TIME OF DAY
1 -		16.152	147.8	24.449	94.7	21.569	140.9	1:35.814	91.42	5.103	12:32:37.886
2 -	29.054	15.906	148.4	24.365	96.4	21.469	141.2	1:30.794 (2)	96.48	0.083	12:34:08.680
3 -	28.906	16.005	147.1	24.283	95.3	21.517	140.9	1:30.711 (1)	96.56		12:35:39.391
4 -	29.073	16.022	147.4	24.522	95.0	21.621	141.8	1:31.238 (3)	96.01	0.527	12:37:10.629
5 -	29.105	15.963	147.8	24.690	95.7	21.583	140.3	1:31.341	95.90	0.630	12:38:41.970
6 -	29.170	16.187	146.5	24.693	93.2	21.667	140.1	1:31.717	95.50	1.006	12:40:13.687
7 -	29.342	16.081	147.4	24.549	93.3	21.674	139.8	1:31.646	95.58	0.935	12:41:45.333
8 -	29.306	15.989	147.4	24.664	94.1	21.671	139.5	1:31.630	95.60	0.919	12:43:16.963
9 -	29.172	16.067	146.2	24.746	94.5	21.699	138.9	1:31.684	95.54	0.973	12:44:48.647
10 -	29.224	16.044	146.5	24.874	92.5	21.714	140.1	1:31.856	95.36	1.145	12:46:20.503
11 -	29.290	16.158	146.2	24.695	95.0	21.655	140.1	1:31.798	95.42	1.087	12:47:52.301
12 -	29.491	16.049	147.4	24.693	93.7	21.623	139.2	1:31.856	95.36	1.145	12:49:24.157
13 -	29.319	16.072	145.8	24.709	96.1	21.801	140.1	1:31.901	95.31	1.190	12:50:56.058
14 -	29.222	16.217	146.2	24.722	93.4	21.794	139.2	1:31.955	95.26	1.244	12:52:28.013

P3 9		Aaron CLIFFORD				Yamaha - Clifford Racing					
IDEAL LAP TIME : 1:30.872		BEST LAP TIME : 1:31.346				DIFFERENCE : 0.474					
LAP	SECTOR 1	SECTOR 2		SECTOR 3		SECTOR 4		LAP TIME	MPH	DIFF	TIME OF DAY
1 -		16.293	145.8	24.922	87.3	21.756	143.7	1:37.938	89.44	6.592	12:32:40.010
2 -	29.476	15.936	144.3	25.205	85.3	21.764	144.0	1:32.381	94.82	1.035	12:34:12.391
3 -	29.430	16.390	146.8	24.617	87.0	21.659	143.3	1:32.096	95.11	0.750	12:35:44.487
4 -	29.798	16.230	147.1	24.832	92.4	21.539	142.7	1:32.399	94.80	1.053	12:37:16.886
5 -	29.482	16.120	146.8	24.738	87.8	21.663	144.6	1:32.003	95.21	0.657	12:38:48.889
6 -	29.607	16.424	146.8	24.713	93.3	21.644	141.8	1:32.388	94.81	1.042	12:40:21.277
7 -	29.195	16.460	147.1	24.658	92.3	21.591	141.2	1:31.904	95.31	0.558	12:41:53.181
8 -	29.268	16.268	147.1	24.490	91.6	21.570	141.8	1:31.596	95.63	0.250	12:43:24.777
9 -	29.229	16.134	147.8	24.466	92.5	21.517	143.0	1:31.346 (1)	95.89		12:44:56.123
10 -	29.170	16.467	148.1	24.871	92.6	21.525	143.0	1:32.033	95.18	0.687	12:46:28.156
11 -	29.714	16.366	147.1	24.543	93.2	21.552	141.5	1:32.175	95.03	0.829	12:48:00.331
12 -	29.201	16.153	147.8	24.642	91.8	21.404	142.1	1:31.400 (2)	95.84	0.054	12:49:31.731
13 -	29.132	16.169	147.8	24.661	92.1	21.549	142.4	1:31.511 (3)	95.72	0.165	12:51:03.242
14 -	29.066	16.170	148.1	24.693	96.6	21.648	139.2	1:31.577	95.65	0.231	12:52:34.819

P4 10		Joe SHELDON-SHAW				Kawasaki - Via Moto Racing					
IDEAL LAP TIME : 1:31.121		BEST LAP TIME : 1:31.321				DIFFERENCE : 0.200					
LAP	SECTOR 1	SECTOR 2		SECTOR 3		SECTOR 4		LAP TIME	MPH	DIFF	TIME OF DAY
1 -		16.247	143.7	25.076	89.5	21.554	140.3	1:37.382	89.95	6.061	12:32:39.454
2 -	29.614	16.165	144.0	24.929	87.1	21.805	141.8	1:32.513	94.68	1.192	12:34:11.967
3 -	29.245	16.213	144.6	25.014	87.4	21.905	140.3	1:32.377	94.82	1.056	12:35:44.344

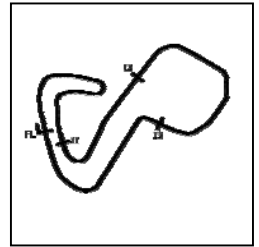
Weather / Track : Sunny / Dry

Brands Hatch GP
Circuit Length = 2.4332 miles
Start: 12:31 Flag 12:52 End: 12:53

2018 Bennetts British Superbike Championship - Round 6

2018 Pirelli National Superstock 600 Championship with Black Horse

RACE 7 - SECTOR ANALYSIS



SECTOR 1 = FL to I1, SECTOR 2 = I1 to I2 SECTOR 3 = I2 to I3, SECTOR 4 = I3 to FL, DIFF = Difference To Personal Best Lap, P = Crossed Finish Line in Pit Lane, D = Time Disallowed

4 -	29.544	16.217	143.7	24.876	89.7	21.754	138.9	1:32.391	94.81	1.070	12:37:16.735
5 -	29.186	16.153	144.9	24.447	89.7	21.605	139.5	1:31.391 (2)	95.85	0.070	12:38:48.126
6 -	29.052	16.215	145.2	24.480	92.8	21.574	140.3	1:31.321 (1)	95.92		12:40:19.447
7 -	29.114	16.113	145.8	24.893	88.3	21.727	139.5	1:31.847	95.37	0.526	12:41:51.294
8 -	29.455	16.113	145.5	24.866	87.8	21.718	139.5	1:32.152	95.05	0.831	12:43:23.446
9 -	29.361	16.211	144.9	24.540	94.7	21.813	138.3	1:31.925	95.29	0.604	12:44:55.371
10 -	29.007	16.198	144.3	24.621	90.6	21.613	139.2	1:31.439 (3)	95.79	0.118	12:46:26.810
11 -	29.145	16.158	145.5	24.620	89.5	21.684	138.6	1:31.607	95.62	0.286	12:47:58.417
12 -	29.276	16.182	145.2	24.677	90.9	21.587	139.5	1:31.722	95.50	0.401	12:49:30.139
13 -	29.061	16.153	144.0	24.689	90.5	21.663	139.5	1:31.566	95.66	0.245	12:51:01.705
14 -	29.869	16.235	141.8	25.502	86.0	21.683	137.7	1:33.289	93.90	1.968	12:52:34.994

P5	75	Korie McGREEVY				Triumph - Century Racing					
IDEAL LAP TIME : 1:30.867		BEST LAP TIME : 1:31.122				DIFFERENCE : 0.255					
LAP	SECTOR 1	SECTOR 2		SECTOR 3		SECTOR 4		LAP TIME	MPH	DIFF	TIME OF DAY
1 -		16.084	142.1	25.240	92.1	21.534	138.3	1:37.142	90.17	6.020	12:32:39.214
2 -	29.340	16.098	140.9	24.726	94.2	21.575	140.9	1:31.739	95.48	0.617	12:34:10.953
3 -	29.016	16.060	144.6	24.544	97.5	21.788	140.3	1:31.408 (2)	95.83	0.286	12:35:42.361
4 -	29.410	16.136	143.7	24.724	92.8	21.562	140.3	1:31.832	95.38	0.710	12:37:14.193
5 -	29.802	16.080	142.1	24.864	94.5	21.703	140.1	1:32.449	94.75	1.327	12:38:46.642
6 -	29.417	16.141	142.4	24.946	92.9	21.671	140.9	1:32.175	95.03	1.053	12:40:18.817
7 -	29.328	16.165	144.9	25.051	92.0	21.819	139.5	1:32.363	94.84	1.241	12:41:51.180
8 -	29.284	16.046	143.3	25.052	91.8	21.765	139.8	1:32.147	95.06	1.025	12:43:23.327
9 -	29.608	16.132	139.8	24.658	95.4	22.087	140.6	1:32.485	94.71	1.363	12:44:55.812
10 -	28.934	15.982	144.0	24.719	87.0	21.487	141.5	1:31.122 (1)	96.13		12:46:26.934
11 -	29.147	16.064	145.8	24.845	89.0	21.534	142.1	1:31.590	95.64	0.468	12:47:58.524
12 -	29.332	16.103	138.6	24.846	87.9	21.407	141.5	1:31.688	95.53	0.566	12:49:30.212
13 -	29.177	16.053	140.9	24.810	89.7	21.495	141.2	1:31.535 (3)	95.69	0.413	12:51:01.747
14 -	29.635	16.336	144.3	25.454	89.4	22.143	138.0	1:33.568	93.62	2.446	12:52:35.315

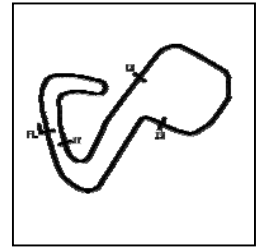
P6	55	Kevin KEYES				Kawasaki - Team #109					
IDEAL LAP TIME : 1:31.145		BEST LAP TIME : 1:31.287				DIFFERENCE : 0.142					
LAP	SECTOR 1	SECTOR 2		SECTOR 3		SECTOR 4		LAP TIME	MPH	DIFF	TIME OF DAY
1 -		16.167	142.1	25.044	88.5	21.709	142.1	1:37.768	89.59	6.481	12:32:39.840
2 -	29.433	15.975	145.5	25.236	87.3	21.692	144.0	1:32.336	94.86	1.049	12:34:12.176
3 -	29.382	16.061	143.7	25.040	86.9	21.707	142.1	1:32.190	95.01	0.903	12:35:44.366
4 -	29.362	16.199	145.5	24.925	89.0	21.829	139.8	1:32.315	94.89	1.028	12:37:16.681
5 -	29.459	16.038	147.1	24.886	89.4	21.758	140.9	1:32.141	95.06	0.854	12:38:48.822
6 -	30.035	16.257	143.3	24.985	87.7	21.753	142.4	1:33.030	94.16	1.743	12:40:21.852
7 -	29.218	16.072	144.9	24.822	91.5	21.727	140.1	1:31.839	95.38	0.552	12:41:53.691
8 -	29.085	15.993	146.2	24.848	92.1	21.492	141.5	1:31.418 (2)	95.82	0.131	12:43:25.109
9 -	29.052	16.076	147.1	24.659	91.6	21.500	142.1	1:31.287 (1)	95.95		12:44:56.396
10 -	29.036	16.096	144.3	24.896	94.7	21.602	139.5	1:31.630 (3)	95.60	0.343	12:46:28.026
11 -	29.968	16.285	145.2	24.931	94.5	21.741	140.1	1:32.925	94.26	1.638	12:48:00.951
12 -	29.202	15.958	146.5	24.852	92.0	21.744	139.8	1:31.756	95.46	0.469	12:49:32.707
13 -	29.227	16.049	144.3	25.093	92.8	21.772	139.8	1:32.141	95.06	0.854	12:51:04.848
14 -	29.415	16.310	144.3	25.022	96.2	21.856	139.5	1:32.603	94.59	1.316	12:52:37.451

P7	58	Cameron LEE				Yamaha - Allied Motorsport					
IDEAL LAP TIME : 1:31.298		BEST LAP TIME : 1:31.512				DIFFERENCE : 0.214					
LAP	SECTOR 1	SECTOR 2		SECTOR 3		SECTOR 4		LAP TIME	MPH	DIFF	TIME OF DAY
1 -		16.240	144.9	25.010	85.5	21.661	143.0	1:38.107	89.28	6.595	12:32:40.179
2 -	30.120	16.394	144.0	24.942	89.1	21.536	144.3	1:32.992	94.19	1.480	12:34:13.171
3 -	29.429	16.120	145.2	24.838	86.1	21.627	145.2	1:32.014	95.20	0.502	12:35:45.185
4 -	29.777	16.131	142.4	24.948	85.5	21.805	144.9	1:32.661	94.53	1.149	12:37:17.846
5 -	29.528	15.968	147.4	25.021	85.8	21.814	144.3	1:32.331	94.87	0.819	12:38:50.177
6 -	29.226	16.088	145.2	25.002	86.2	21.715	145.2	1:32.031	95.18	0.519	12:40:22.208
7 -	29.488	16.039	144.6	25.032	82.8	21.776	144.3	1:32.335	94.87	0.823	12:41:54.543
8 -	29.387	16.018	146.8	24.801	89.3	21.799	142.4	1:32.005	95.21	0.493	12:43:26.548
9 -	29.202	16.027	148.7	24.646	89.1	21.651	142.1	1:31.526 (2)	95.70	0.014	12:44:58.074
10 -	29.197	16.097	147.4	24.731	90.1	21.487	142.7	1:31.512 (1)	95.72		12:46:29.586
11 -	29.291	15.978	146.8	24.772	87.7	21.609	144.9	1:31.650 (3)	95.57	0.138	12:48:01.236

Weather / Track : Sunny / Dry

Brands Hatch GP
Circuit Length = 2.4332 miles
Start: 12:31 Flag 12:52 End: 12:53

RACE 7 - SECTOR ANALYSIS



SECTOR 1 = FL to I1, SECTOR 2 = I1 to I2 SECTOR 3 = I2 to I3, SECTOR 4 = I3 to FL, DIFF = Difference To Personal Best Lap, P = Crossed Finish Line in Pit Lane, D = Time Disallowed

12 -	29.575	16.000	146.2	24.734	91.3	21.585	144.9	1:31.894	95.32	0.382	12:49:33.130
13 -	29.349	16.115	148.4	24.918	88.1	21.509	144.6	1:31.891	95.32	0.379	12:51:05.021
14 -	29.619	16.087	147.1	25.176	87.7	22.311	140.9	1:33.193	93.99	1.681	12:52:38.214

P8	41	Milo WARD				Kawasaki - G & S Racing					
IDEAL LAP TIME : 1:31.050		BEST LAP TIME : 1:31.238				DIFFERENCE : 0.188					
LAP	SECTOR 1	SECTOR 2		SECTOR 3		SECTOR 4		LAP TIME	MPH	DIFF	TIME OF DAY
1 -		16.427	144.9	24.680	87.6	21.783	140.6	1:38.645	88.80	7.407	12:32:40.717
2 -	29.683	16.354	145.8	24.603	90.0	21.460	141.2	1:32.100	95.11	0.862	12:34:12.817
3 -	29.358	16.257	145.5	24.857	87.4	21.705	140.6	1:32.177	95.03	0.939	12:35:44.994
4 -	29.600	16.255	146.5	24.919	85.8	21.866	142.1	1:32.640	94.55	1.402	12:37:17.634
5 -	29.434	16.305	146.2	24.630	91.3	21.551	140.9	1:31.920	95.29	0.682	12:38:49.554
6 -	29.491	16.277	144.3	25.010	87.4	21.745	141.8	1:32.523	94.67	1.285	12:40:22.077
7 -	29.268	16.267	147.1	24.761	93.5	21.643	140.1	1:31.939	95.27	0.701	12:41:54.016
8 -	28.948	16.205	147.4	24.549	91.6	21.742	140.3	1:31.444 (2)	95.79	0.206	12:43:25.460
9 -	28.953	16.254	146.2	24.459	91.6	21.572	139.8	1:31.238 (1)	96.01		12:44:56.698
10 -	29.159	16.321	145.5	24.820	89.4	21.713	140.3	1:32.013	95.20	0.775	12:46:28.711
11 -	29.420	16.361	144.0	24.859	90.5	21.791	140.1	1:32.431	94.77	1.193	12:48:01.142
12 -	29.364	16.183	145.2	24.674	90.8	21.639	140.3	1:31.860 (3)	95.36	0.622	12:49:33.002
13 -	29.181	16.199	145.5	24.864	90.6	21.728	141.2	1:31.972	95.24	0.734	12:51:04.974
14 -	29.509	16.258	145.5	24.909	94.9	23.187	135.0	1:33.863	93.32	2.625	12:52:38.837

P9	99	Ben LUXTON				Kawasaki - G & S Racing					
IDEAL LAP TIME : 1:31.858		BEST LAP TIME : 1:32.062				DIFFERENCE : 0.204					
LAP	SECTOR 1	SECTOR 2		SECTOR 3		SECTOR 4		LAP TIME	MPH	DIFF	TIME OF DAY
1 -		16.218	139.2	24.937	87.1	21.653	143.7	1:38.843	88.62	6.781	12:32:40.915
2 -	29.703	16.268	146.2	25.131	87.8	21.724	143.0	1:32.826	94.36	0.764	12:34:13.741
3 -	29.529	16.265	146.5	24.839	89.0	21.660	142.7	1:32.293	94.91	0.231	12:35:46.034
4 -	29.511	16.139	145.5	24.935	88.4	21.638	144.6	1:32.223	94.98	0.161	12:37:18.257
5 -	29.542	16.133	144.9	24.770	88.8	21.617	144.3	1:32.062 (1)	95.15		12:38:50.319
6 -	29.447	16.212	145.8	24.848	87.4	21.703	144.3	1:32.210	94.99	0.148	12:40:22.529
7 -	29.536	16.180	144.6	25.017	87.0	21.660	143.7	1:32.393	94.81	0.331	12:41:54.922
8 -	29.401	16.143	147.1	24.792	88.4	21.734	143.3	1:32.070 (2)	95.14	0.008	12:43:26.992
9 -	29.389	16.212	143.0	24.801	88.5	21.738	142.7	1:32.140 (3)	95.07	0.078	12:44:59.132
10 -	29.416	16.181	144.3	24.930	86.8	21.735	143.3	1:32.262	94.94	0.200	12:46:31.394
11 -	29.450	16.241	141.8	24.975	87.7	21.753	142.4	1:32.419	94.78	0.357	12:48:03.813
12 -	29.500	16.171	143.3	24.905	88.0	21.681	143.0	1:32.257	94.95	0.195	12:49:36.070
13 -	29.457	16.258	147.1	24.965	88.4	21.705	142.1	1:32.385	94.81	0.323	12:51:08.455
14 -	29.338	16.278	144.6	24.975	88.1	21.865	140.9	1:32.456	94.74	0.394	12:52:40.911

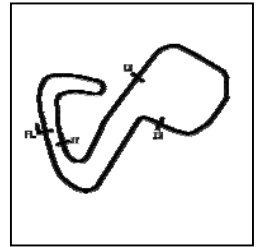
P10	17	Josh WOOD				Kawasaki - Wood Racing					
IDEAL LAP TIME : 1:31.425		BEST LAP TIME : 1:32.011				DIFFERENCE : 0.586					
LAP	SECTOR 1	SECTOR 2		SECTOR 3		SECTOR 4		LAP TIME	MPH	DIFF	TIME OF DAY
1 -		16.134	143.7	24.846	85.3	21.485	144.9	1:38.208	89.19	6.197	12:32:40.280
2 -	29.791	16.083	146.2	24.739	86.3	21.565	145.8	1:32.178 (3)	95.03	0.167	12:34:12.458
3 -	29.528	16.211	144.0	24.908	86.4	21.516	144.9	1:32.163 (2)	95.04	0.152	12:35:44.621
4 -	29.764	16.196	140.9	24.982	88.1	21.563	145.5	1:32.505	94.69	0.494	12:37:17.126
5 -	29.408	16.002	143.0	24.980	85.1	21.621	145.5	1:32.011 (1)	95.20		12:38:49.137
6 -	29.625	16.269	141.2	24.858	89.5	21.637	144.9	1:32.389	94.81	0.378	12:40:21.526
7 -	29.443	16.293	139.5	25.326	84.5	21.774	144.3	1:32.836	94.35	0.825	12:41:54.362
8 -	29.270	15.931	146.8	25.116	84.9	22.011	144.3	1:32.328	94.87	0.317	12:43:26.690
9 -	29.440	16.042	142.4	24.939	87.6	21.764	143.7	1:32.185	95.02	0.174	12:44:58.875
10 -	29.396	16.076	144.9	25.075	86.9	21.734	144.3	1:32.281	94.92	0.270	12:46:31.156
11 -	29.383	16.082	142.7	25.150	83.7	21.741	143.0	1:32.356	94.84	0.345	12:48:03.512
12 -	29.364	16.160	143.0	25.118	85.0	21.648	143.0	1:32.290	94.91	0.279	12:49:35.802
13 -	29.379	16.688	138.3	25.091	88.5	21.854	144.3	1:33.012	94.17	1.001	12:51:08.814
14 -	29.665	16.277	141.2	25.181	86.4	21.662	139.2	1:32.785	94.41	0.774	12:52:41.599

MCRCB BULLETIN TK227

2018 Bennetts British Superbike Championship - Round 6

2018 Pirelli National Superstock 600 Championship with Black Horse

RACE 7 - SECTOR ANALYSIS



SECTOR 1 = FL to I1, SECTOR 2 = I1 to I2 SECTOR 3 = I2 to I3, SECTOR 4 = I3 to FL, DIFF = Difference To Personal Best Lap, P = Crossed Finish Line in Pit Lane, D = Time Disallowed

P11 3		Mark CLAYTON				Yamaha - KSM Racing					
IDEAL LAP TIME : 1:31.767		BEST LAP TIME : 1:31.922				DIFFERENCE : 0.155					
LAP	SECTOR 1	SECTOR 2		SECTOR 3		SECTOR 4		LAP TIME	MPH	DIFF	TIME OF DAY
1 -		16.190	143.0	25.157	87.2	21.677	144.0	1:39.281	88.23	7.359	12:32:41.353
2 -	29.507	16.102	144.3	25.487	85.5	21.719	144.9	1:32.815	94.37	0.893	12:34:14.168
3 -	29.635	16.044	146.8	25.012	88.1	21.662	144.0	1:32.353	94.85	0.431	12:35:46.521
4 -	29.555	16.001	148.1	24.930	87.2	21.677	145.2	1:32.163 (2)	95.04	0.241	12:37:18.684
5 -	29.560	15.883	142.1	24.954	88.4	21.525	146.2	1:31.922 (1)	95.29		12:38:50.606
6 -	29.625	16.017	140.1	25.248	86.9	21.709	146.2	1:32.599	94.59	0.677	12:40:23.205
7 -	29.520	15.920	148.7	25.576	86.7	21.896	143.0	1:32.912	94.28	0.990	12:41:56.117
8 -	29.700	16.018	148.1	25.091	90.5	21.857	142.7	1:32.666	94.53	0.744	12:43:28.783
9 -	29.429	16.041	147.8	25.027	89.7	21.756	142.7	1:32.253 (3)	94.95	0.331	12:45:01.036
10 -	29.562	16.076	146.5	25.104	88.4	21.850	142.7	1:32.592	94.60	0.670	12:46:33.628
11 -	29.597	16.065	147.8	25.160	89.3	21.833	142.4	1:32.655	94.54	0.733	12:48:06.283
12 -	29.581	16.127	147.1	25.246	87.6	21.780	143.0	1:32.734	94.46	0.812	12:49:39.017
13 -	30.159	15.960	144.0	25.314	84.5	21.655	144.9	1:33.088	94.10	1.166	12:51:12.105
14 -	29.498	15.928	144.9	25.254	86.8	21.819	140.9	1:32.499	94.70	0.577	12:52:44.604

P12 8		Grant NEWSTEAD				Yamaha - Morgan Price / Tinklers Racing					
IDEAL LAP TIME : 1:31.918		BEST LAP TIME : 1:32.187				DIFFERENCE : 0.269					
LAP	SECTOR 1	SECTOR 2		SECTOR 3		SECTOR 4		LAP TIME	MPH	DIFF	TIME OF DAY
1 -		16.160	146.8	24.972	88.4	21.873	138.6	1:37.114	90.20	4.927	12:32:39.186
2 -	29.721	16.081	145.2	25.043	89.3	21.812	142.7	1:32.657	94.54	0.470	12:34:11.843
3 -	29.225	16.134	145.2	25.111	88.6	21.899	141.2	1:32.369 (2)	94.83	0.182	12:35:44.212
4 -	29.938	16.072	141.5	25.349	85.4	21.926	145.2	1:33.285	93.90	1.098	12:37:17.497
5 -	29.434	16.015	145.2	25.297	87.8	21.894	141.5	1:32.640	94.55	0.453	12:38:50.137
6 -	29.936	16.066	141.2	25.101	90.1	21.818	144.6	1:32.921	94.27	0.734	12:40:23.058
7 -	29.465	16.098	145.8	25.728	85.0	21.864	142.7	1:33.155	94.03	0.968	12:41:56.213
8 -	29.797	16.081	149.1	25.316	90.4	21.822	143.0	1:33.016	94.17	0.829	12:43:29.229
9 -	29.336	16.071	145.5	25.043	91.1	21.737	143.0	1:32.187 (1)	95.02		12:45:01.416
10 -	29.474	16.133	145.8	25.029	90.6	21.838	143.7	1:32.474 (3)	94.72	0.287	12:46:33.890
11 -	29.493	16.144	144.0	25.266	88.1	21.722	143.3	1:32.625	94.57	0.438	12:48:06.515
12 -	29.558	16.007	143.0	25.334	86.5	21.714	144.6	1:32.613	94.58	0.426	12:49:39.128
13 -	29.728	16.105	145.8	25.144	92.0	21.801	141.5	1:32.778	94.41	0.591	12:51:11.906
14 -	29.226	16.125	145.8	25.268	90.1	22.145	142.1	1:32.764	94.43	0.577	12:52:44.670

P13 16		Luke HOPKINS				Yamaha - Hopkins Racing					
IDEAL LAP TIME : 1:31.773		BEST LAP TIME : 1:31.925				DIFFERENCE : 0.152					
LAP	SECTOR 1	SECTOR 2		SECTOR 3		SECTOR 4		LAP TIME	MPH	DIFF	TIME OF DAY
1 -		16.180	143.0	25.242	87.1	21.724	143.3	1:39.561	87.98	7.636	12:32:41.633
2 -	29.434	16.084	146.8	25.433	82.8	21.652	142.7	1:32.603	94.59	0.678	12:34:14.236
3 -	30.007	16.103	149.1	25.111	85.5	21.649	143.0	1:32.870	94.32	0.945	12:35:47.106
4 -	29.583	15.949	148.4	24.855	86.4	21.538	143.7	1:31.925 (1)	95.29		12:37:19.031
5 -	29.622	15.946	147.4	25.141	83.1	21.576	143.3	1:32.285 (3)	94.92	0.360	12:38:51.316
6 -	29.628	16.052	147.4	24.994	87.8	21.683	143.0	1:32.357	94.84	0.432	12:40:23.673
7 -	29.600	15.973	144.9	25.412	84.8	21.910	143.7	1:32.895	94.29	0.970	12:41:56.568
8 -	29.836	16.008	149.4	25.193	90.0	21.710	142.7	1:32.747	94.44	0.822	12:43:29.315
9 -	29.699	15.976	147.1	24.896	89.9	21.666	143.0	1:32.237 (2)	94.97	0.312	12:45:01.552
10 -	29.556	16.072	141.8	25.078	86.1	21.734	143.0	1:32.440	94.76	0.515	12:46:33.992
11 -	29.754	16.063	146.5	25.170	83.1	21.851	142.7	1:32.838	94.35	0.913	12:48:06.830
12 -	29.670	15.949	144.0	25.108	85.7	21.754	143.7	1:32.481	94.72	0.556	12:49:39.311
13 -	30.047	16.102	144.6	25.241	87.9	21.626	142.4	1:33.016	94.17	1.091	12:51:12.327
14 -	29.674	16.095	146.8	24.941	87.9	21.779	142.1	1:32.489	94.71	0.564	12:52:44.816

P14 32		Mark PIPER				Yamaha - Pied Piper Racing					
IDEAL LAP TIME : 1:31.520		BEST LAP TIME : 1:32.014				DIFFERENCE : 0.494					
LAP	SECTOR 1	SECTOR 2		SECTOR 3		SECTOR 4		LAP TIME	MPH	DIFF	TIME OF DAY
1 -		16.642	146.2	25.179	86.7	21.529	143.3	1:39.952	87.64	7.938	12:32:42.024
2 -	29.216	16.119	146.2	25.441	86.3	21.673	144.6	1:32.449	94.75	0.435	12:34:14.473
3 -	29.544	16.247	147.4	24.919	88.5	21.445	145.2	1:32.155 (2)	95.05	0.141	12:35:46.628

Weather / Track : Sunny / Dry

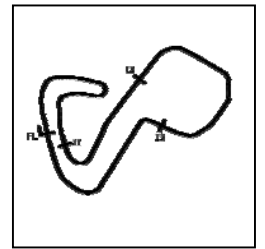
Brands Hatch GP
Circuit Length = 2.4332 miles
Start: 12:31 Flag 12:52 End: 12:53

MCRCB BULLETIN TK227

2018 Bennetts British Superbike Championship - Round 6

2018 Pirelli National Superstock 600 Championship with Black Horse

RACE 7 - SECTOR ANALYSIS



SECTOR 1 = FL to I1, SECTOR 2 = I1 to I2 SECTOR 3 = I2 to I3, SECTOR 4 = I3 to FL, DIFF = Difference To Personal Best Lap, P = Crossed Finish Line in Pit Lane, D = Time Disallowed

4 -	29.611	16.167	148.4	24.944	87.7	21.636	143.7	1:32.358	94.84	0.344	12:37:18.986
5 -	29.423	16.129	145.8	24.949	89.2	21.513	144.0	1:32.014 (1)	95.20		12:38:51.000
6 -	29.458	16.111	144.9	25.038	86.8	21.745	145.8	1:32.352	94.85	0.338	12:40:23.352
7 -	29.762	16.031	145.2	25.324	86.7	21.912	143.3	1:33.029	94.16	1.015	12:41:56.381
8 -	29.813	16.185	146.5	25.397	89.7	21.757	143.7	1:33.152	94.03	1.138	12:43:29.533
9 -	29.577	16.186	149.4	24.828	90.1	21.621	144.6	1:32.212 (3)	94.99	0.198	12:45:01.745
10 -	29.510	16.166	145.8	25.139	87.7	21.486	145.5	1:32.301	94.90	0.287	12:46:34.046
11 -	29.804	16.206	146.5	25.035	83.7	21.832	145.5	1:32.877	94.31	0.863	12:48:06.923
12 -	29.691	16.255	145.5	24.944	88.3	21.696	144.6	1:32.586	94.61	0.572	12:49:39.509
13 -	29.972	16.260	147.1	25.116	90.5	21.743	144.0	1:33.091	94.09	1.077	12:51:12.600
14 -	29.674	16.037	143.7	25.236	88.4	21.737	140.9	1:32.684	94.51	0.670	12:52:45.284

P15 6		Conor WHEELER				Yamaha - Conor Wheeler Racing					
IDEAL LAP TIME : 1:31.813		BEST LAP TIME : 1:31.984				DIFFERENCE : 0.171					
LAP	SECTOR 1	SECTOR 2	SECTOR 3	SECTOR 4	LAP TIME	MPH	DIFF	TIME OF DAY			
1 -		16.528	144.3	25.254	86.7	21.788	138.9	1:40.826	86.88	8.842	12:32:42.898
2 -	30.049	16.357	142.1	25.091	87.0	21.694	142.1	1:33.191	93.99	1.207	12:34:16.089
3 -	29.426	16.413	143.3	24.889	87.3	21.700	142.4	1:32.428	94.77	0.444	12:35:48.517
4 -	29.402	16.261	144.9	24.794	88.3	21.550	143.3	1:32.007 (2)	95.20	0.023	12:37:20.524
5 -	29.291	16.206	144.0	24.810	85.4	21.677	142.7	1:31.984 (1)	95.23		12:38:52.508
6 -	29.292	16.332	143.7	24.890	87.3	21.586	143.3	1:32.100 (3)	95.11	0.116	12:40:24.608
7 -	29.437	16.329	143.3	24.921	84.4	21.579	144.9	1:32.266	94.94	0.282	12:41:56.874
8 -	29.816	16.283	142.7	25.072	84.5	21.630	144.0	1:32.801	94.39	0.817	12:43:29.675
9 -	29.823	16.259	142.7	24.876	86.7	21.522	144.0	1:32.480	94.72	0.496	12:45:02.155
10 -	29.635	16.293	144.3	24.895	86.1	21.572	144.0	1:32.395	94.80	0.411	12:46:34.550
11 -	29.602	16.264	142.1	24.986	84.3	21.763	142.4	1:32.615	94.58	0.631	12:48:07.165
12 -	29.955	16.464	143.3	24.993	85.9	21.726	143.3	1:33.138	94.05	1.154	12:49:40.303
13 -	30.607	16.507	142.7	25.015	86.0	21.713	142.1	1:33.842	93.34	1.858	12:51:14.145
14 -	29.694	16.439	141.2	25.431	86.8	21.906	138.9	1:33.470	93.71	1.486	12:52:47.615

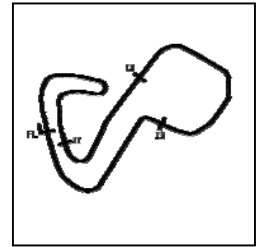
P16 19		James ALDERSON				Triumph - R Alderson & Sons Racing					
IDEAL LAP TIME : 1:32.449		BEST LAP TIME : 1:32.761				DIFFERENCE : 0.312					
LAP	SECTOR 1	SECTOR 2	SECTOR 3	SECTOR 4	LAP TIME	MPH	DIFF	TIME OF DAY			
1 -		16.854	144.3	25.338	86.4	21.987	141.8	1:42.328	85.60	9.567	12:32:44.400
2 -	29.920	16.528	142.1	25.166	86.9	22.032	142.7	1:33.646	93.54	0.885	12:34:18.046
3 -	29.847	16.600	145.8	25.309	88.8	22.150	142.7	1:33.906	93.28	1.145	12:35:51.952
4 -	29.701	16.307	146.5	24.912	90.4	21.841	140.3	1:32.761 (1)	94.43		12:37:24.713
5 -	29.701	16.342	146.8	24.820	93.7	22.014	138.6	1:32.877 (3)	94.31	0.116	12:38:57.590
6 -	29.723	16.446	145.2	25.009	92.5	22.004	139.2	1:33.182	94.00	0.421	12:40:30.772
7 -	29.543	16.416	145.8	24.913	93.9	22.014	138.6	1:32.886	94.30	0.125	12:42:03.658
8 -	29.636	16.473	146.5	24.853	93.5	21.997	138.6	1:32.959	94.23	0.198	12:43:36.617
9 -	29.645	16.405	145.8	24.884	92.9	22.018	138.3	1:32.952	94.24	0.191	12:45:09.569
10 -	29.612	16.455	144.9	24.904	92.1	21.994	138.6	1:32.965	94.22	0.204	12:46:42.534
11 -	29.828	16.379	144.9	25.013	92.6	21.930	138.0	1:33.150	94.04	0.389	12:48:15.684
12 -	29.481	17.262	144.3	24.927	93.5	21.968	138.9	1:33.638	93.55	0.877	12:49:49.322
13 -	29.508	16.391	144.9	24.945	92.5	21.992	138.9	1:32.836 (2)	94.35	0.075	12:51:22.158
14 -	29.648	16.531	144.0	24.929	92.3	22.150	133.9	1:33.258	93.93	0.497	12:52:55.416

P17 46		Harry ROWLINGS				Triumph - BER / Steve Jordan Motorcycles					
IDEAL LAP TIME : 1:32.538		BEST LAP TIME : 1:33.070				DIFFERENCE : 0.532					
LAP	SECTOR 1	SECTOR 2	SECTOR 3	SECTOR 4	LAP TIME	MPH	DIFF	TIME OF DAY			
1 -		16.414	136.1	25.448	85.2	21.896	142.4	1:41.252	86.51	8.182	12:32:43.324
2 -	29.863	16.610	133.4	25.552	81.7	21.934	141.2	1:33.959	93.23	0.889	12:34:17.283
3 -	30.004	16.696	134.4	25.019	90.3	22.119	140.3	1:33.838	93.35	0.768	12:35:51.121
4 -	29.674	16.472	133.9	25.183	86.4	21.911	141.2	1:33.240	93.94	0.170	12:37:24.361
5 -	29.680	16.346	134.4	25.435	85.4	21.814	140.9	1:33.275	93.91	0.205	12:38:57.636
6 -	29.901	16.463	133.1	25.078	86.0	21.897	140.9	1:33.339	93.84	0.269	12:40:30.975
7 -	29.810	16.298	138.3	25.184	85.5	21.785	140.6	1:33.077 (2)	94.11	0.007	12:42:04.052
8 -	29.490	16.345	129.8	25.294	82.7	21.941	139.8	1:33.070 (1)	94.12		12:43:37.122
9 -	29.785	16.375	138.3	25.225	86.5	22.059	139.8	1:33.444	93.74	0.374	12:45:10.566
10 -	29.723	16.274	131.0	25.332	84.3	21.755	141.2	1:33.084 (3)	94.10	0.014	12:46:43.650
11 -	29.879	16.422	132.3	25.289	85.4	22.052	140.6	1:33.642	93.54	0.572	12:48:17.292

Brands Hatch GP
Circuit Length = 2.4332 miles
Start: 12:31 Flag 12:52 End: 12:53

Weather / Track : Sunny / Dry

RACE 7 - SECTOR ANALYSIS



SECTOR 1 = FL to I1, SECTOR 2 = I1 to I2 SECTOR 3 = I2 to I3, SECTOR 4 = I3 to FL, DIFF = Difference To Personal Best Lap, P = Crossed Finish Line in Pit Lane, D = Time Disallowed

12 -	29.949	16.382	137.5	25.531	83.2	21.978	140.1	1:33.840	93.34	0.770	12:49:51.132
13 -	29.793	16.561	132.6	25.562	82.5	21.982	140.1	1:33.898	93.29	0.828	12:51:25.030
14 -	29.811	16.522	136.9	25.602	85.2	22.260	134.2	1:34.195	92.99	1.125	12:52:59.225

P18 57		Charlie MORRIS				Suzuki - M Motorsport Racing					
IDEAL LAP TIME : 1:32.513		BEST LAP TIME : 1:32.938				DIFFERENCE : 0.425					
LAP	SECTOR 1	SECTOR 2		SECTOR 3		SECTOR 4		LAP TIME	MPH	DIFF	TIME OF DAY
1 -		16.867	136.9	25.347	87.4	21.953	141.5	1:42.044	85.84	9.106	12:32:44.116
2 -	30.053	16.455	138.6	25.528	84.4	21.961	141.2	1:33.997	93.19	1.059	12:34:18.113
3 -	29.927	16.559	136.6	25.478	85.5	21.941	141.2	1:33.905	93.28	0.967	12:35:52.018
4 -	30.149	16.373	139.5	24.961	84.7	22.047	140.3	1:33.530	93.65	0.592	12:37:25.548
5 -	29.830	16.329	139.2	25.288	82.2	22.275	138.9	1:33.722	93.46	0.784	12:38:59.270
6 -	29.486	16.461	141.5	25.186	85.4	22.318	139.2	1:33.451	93.73	0.513	12:40:32.721
7 -	29.863	16.590	139.8	25.909	90.1	22.435	138.3	1:34.797	92.40	1.859	12:42:07.518
8 -	29.953	16.443	138.6	25.461	86.5	22.055	140.9	1:33.912	93.27	0.974	12:43:41.430
9 -	30.013	16.400	138.6	25.717	83.4	22.010	138.9	1:34.140	93.05	1.202	12:45:15.570
10 -	29.618	16.322	138.0	25.644	83.4	22.381	142.4	1:33.965	93.22	1.027	12:46:49.535
11 -	29.785	16.539	139.5	25.395	86.2	22.046	139.8	1:33.765	93.42	0.827	12:48:23.300
12 -	29.528	16.574	141.8	25.171	86.8	21.994	140.3	1:33.267 (3)	93.92	0.329	12:49:56.567
13 -	29.512	16.475	139.5	25.150	86.3	21.988	137.2	1:33.125 (2)	94.06	0.187	12:51:29.692
14 -	29.289	16.396	141.2	25.173	84.7	22.080	137.2	1:32.938 (1)	94.25		12:53:02.630

P19 44		Ewan POTTER				Yamaha - Jones Dorling Racing					
IDEAL LAP TIME : 1:32.437		BEST LAP TIME : 1:32.860				DIFFERENCE : 0.423					
LAP	SECTOR 1	SECTOR 2		SECTOR 3		SECTOR 4		LAP TIME	MPH	DIFF	TIME OF DAY
1 -		16.375	143.3	25.522	85.4	21.915	144.9	1:41.490	86.31	8.630	12:32:43.562
2 -	30.234	16.369	149.1	25.283	80.2	22.003	144.9	1:33.889	93.29	1.029	12:34:17.451
3 -	30.246	16.708	145.5	25.204	87.8	22.144	140.9	1:34.302	92.89	1.442	12:35:51.753
4 -	30.269	16.185	147.8	25.080	85.8	21.999	142.7	1:33.533	93.65	0.673	12:37:25.286
5 -	29.951	16.008	150.4	25.199	89.1	22.122	142.4	1:33.280 (3)	93.90	0.420	12:38:58.566
6 -	30.062	16.207	146.8	25.312	93.5	22.361	142.4	1:33.942	93.24	1.082	12:40:32.508
7 -	30.213	16.413	145.2	25.500	93.0	22.544	137.5	1:34.670	92.53	1.810	12:42:07.178
8 -	30.123	16.410	146.8	25.215	87.1	22.033	140.6	1:33.781	93.40	0.921	12:43:40.959
9 -	29.844	16.258	144.6	25.631	85.5	22.077	141.8	1:33.810	93.37	0.950	12:45:14.769
10 -	29.747	16.517	144.9	25.426	91.4	22.722	139.8	1:34.412	92.78	1.552	12:46:49.181
11 -	29.942	16.403	145.8	25.601	89.7	21.951	142.4	1:33.897	93.29	1.037	12:48:23.078
12 -	29.930	16.425	145.8	25.513	88.7	21.924	141.8	1:33.792	93.39	0.932	12:49:56.870
13 -	29.589	16.370	144.6	25.176	90.5	21.822	140.3	1:32.957 (2)	94.23	0.097	12:51:29.827
14 -	29.893	16.105	147.1	25.018	89.3	21.844	140.6	1:32.860 (1)	94.33		12:53:02.687

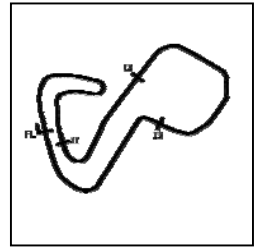
P20 66		Cameron FRASER				Yamaha - Jones Dorling Racing					
IDEAL LAP TIME : 1:32.867		BEST LAP TIME : 1:33.182				DIFFERENCE : 0.315					
LAP	SECTOR 1	SECTOR 2		SECTOR 3		SECTOR 4		LAP TIME	MPH	DIFF	TIME OF DAY
1 -		16.709	148.1	25.598	89.1	22.299	140.9	1:42.917	85.11	9.735	12:32:44.989
2 -	30.143	16.544	145.2	25.202	86.0	22.189	140.1	1:34.078	93.11	0.896	12:34:19.067
3 -	29.997	16.298	142.4	25.309	86.4	22.040	141.8	1:33.644	93.54	0.462	12:35:52.711
4 -	30.317	16.508	144.0	25.285	84.9	22.057	141.5	1:34.167	93.02	0.985	12:37:26.878
5 -	30.056	16.398	145.8	25.343	84.4	21.860	140.6	1:33.657	93.53	0.475	12:39:00.535
6 -	29.595	16.478	145.2	25.212	84.5	21.897	142.1	1:33.182 (1)	94.00		12:40:33.717
7 -	29.710	16.276	146.8	25.781	88.0	22.058	141.5	1:33.825	93.36	0.643	12:42:07.542
8 -	30.144	16.251	147.1	25.299	85.3	21.950	140.9	1:33.644	93.54	0.462	12:43:41.186
9 -	30.133	16.303	145.5	25.418	85.8	21.978	138.0	1:33.832	93.35	0.650	12:45:15.018
10 -	29.785	16.353	146.8	25.545	89.1	22.529	140.6	1:34.212	92.98	1.030	12:46:49.230
11 -	29.773	16.465	144.9	25.341	88.4	21.980	139.2	1:33.559 (3)	93.62	0.377	12:48:22.789
12 -	29.947	16.432	144.3	25.227	86.4	22.107	139.2	1:33.713	93.47	0.531	12:49:56.502
13 -	29.983	16.567	144.6	25.257	86.9	21.819	140.6	1:33.626	93.56	0.444	12:51:30.128
14 -	29.764	16.349	145.8	25.263	85.5	21.848	137.7	1:33.224 (2)	93.96	0.042	12:53:03.352

MCRCB BULLETIN TK227

2018 Bennetts British Superbike Championship - Round 6

2018 Pirelli National Superstock 600 Championship with Black Horse

RACE 7 - SECTOR ANALYSIS



SECTOR 1 = FL to I1, SECTOR 2 = I1 to I2 SECTOR 3 = I2 to I3, SECTOR 4 = I3 to FL, DIFF = Difference To Personal Best Lap, P = Crossed Finish Line in Pit Lane, D = Time Disallowed

P21 7		Aaron WRIGHT				Yamaha - Jezaro.com					
IDEAL LAP TIME : 1:32.374		BEST LAP TIME : 1:32.670				DIFFERENCE : 0.296					
LAP	SECTOR 1	SECTOR 2		SECTOR 3		SECTOR 4		LAP TIME	MPH	DIFF	TIME OF DAY
1 -		16.886	143.3	26.245	86.0	22.258	143.7	1:44.100	84.14	11.430	12:32:46.172
2 -	29.818	16.366	143.0	25.476	90.4	22.883	142.4	1:34.543	92.65	1.873	12:34:20.715
3 -	30.363	16.531	142.7	25.097	82.2	22.334	141.5	1:34.325	92.86	1.655	12:35:55.040
4 -	29.763	16.400	144.6	25.028	88.3	21.791	142.7	1:32.982 (2)	94.21	0.312	12:37:28.022
5 -	29.677	16.123	143.3	25.356	86.0	22.069	142.1	1:33.225	93.96	0.555	12:39:01.247
6 -	29.608	16.302	144.9	24.852	86.2	21.908	144.3	1:32.670 (1)	94.52		12:40:33.917
7 -	29.916	16.247	146.5	25.636	83.8	21.987	143.0	1:33.786	93.40	1.116	12:42:07.703
8 -	30.138	16.213	141.8	25.645	82.7	21.860	144.3	1:33.856	93.33	1.186	12:43:41.559
9 -	30.100	16.188	146.5	25.495	86.5	21.799	143.3	1:33.582	93.60	0.912	12:45:15.141
10 -	29.875	16.225	140.3	25.966	79.4	22.525	142.4	1:34.591	92.60	1.921	12:46:49.732
11 -	30.040	16.321	142.4	25.447	82.7	21.942	143.0	1:33.750	93.43	1.080	12:48:23.482
12 -	29.788	16.316	141.5	25.530	85.9	21.948	143.0	1:33.582	93.60	0.912	12:49:57.064
13 -	29.754	16.497	144.9	25.180	86.4	21.911	143.3	1:33.342	93.84	0.672	12:51:30.406
14 -	29.805	16.439	143.7	25.068	89.0	21.806	139.8	1:33.118 (3)	94.07	0.448	12:53:03.524

P22 42		Sam HOLME				Yamaha - Everquip Racing					
IDEAL LAP TIME : 1:33.500		BEST LAP TIME : 1:34.241				DIFFERENCE : 0.741					
LAP	SECTOR 1	SECTOR 2		SECTOR 3		SECTOR 4		LAP TIME	MPH	DIFF	TIME OF DAY
1 -		16.512	143.7	25.042	88.5	22.097	138.6	1:40.762	86.93	6.521	12:32:42.834
2 -	30.310	16.558	142.7	25.317	88.3	22.242	138.6	1:34.427 (3)	92.76	0.186	12:34:17.261
3 -	29.983	16.670	141.5	25.409	90.1	22.559	140.9	1:34.621	92.57	0.380	12:35:51.882
4 -	30.777	16.562	144.6	25.432	88.1	22.145	140.1	1:34.916	92.29	0.675	12:37:26.798
5 -	30.484	16.417	142.7	25.156	90.8	22.526	140.1	1:34.583	92.61	0.342	12:39:01.381
6 -	29.944	16.520	142.7	25.443	90.0	22.422	138.9	1:34.329 (2)	92.86	0.088	12:40:35.710
7 -	30.554	16.667	141.5	25.271	85.1	22.451	136.6	1:34.943	92.26	0.702	12:42:10.653
8 -	30.191	16.848	139.8	25.783	87.3	22.288	137.7	1:35.110	92.10	0.869	12:43:45.763
9 -	30.476	16.633	141.2	25.350	89.2	22.344	137.5	1:34.803	92.40	0.562	12:45:20.566
10 -	30.195	16.703	140.1	25.396	88.3	22.656	138.0	1:34.950	92.25	0.709	12:46:55.516
11 -	30.156	16.649	141.2	25.449	89.3	22.546	136.9	1:34.800	92.40	0.559	12:48:30.316
12 -	30.202	16.658	137.7	25.558	89.8	22.369	137.2	1:34.787	92.41	0.546	12:50:05.103
13 -	30.057	16.683	138.6	25.421	87.9	22.289	137.2	1:34.450	92.74	0.209	12:51:39.553
14 -	29.989	16.625	140.3	25.345	89.0	22.282	136.3	1:34.241 (1)	92.95		12:53:13.794

P23 77		Matty WHELAN				MV Agusta - Blueline Bennetts MV Agusta					
IDEAL LAP TIME : 1:34.236		BEST LAP TIME : 1:34.569				DIFFERENCE : 0.333					
LAP	SECTOR 1	SECTOR 2		SECTOR 3		SECTOR 4		LAP TIME	MPH	DIFF	TIME OF DAY
1 -		16.848	140.3	25.650	89.0	22.554	137.7	1:43.512	84.62	8.943	12:32:45.584
2 -	29.989	16.557	142.4	25.684	85.5	22.361	137.7	1:34.591 (2)	92.60	0.022	12:34:20.175
3 -	30.367	16.415	144.3	25.569	85.7	22.568	136.3	1:34.919	92.28	0.350	12:35:55.094
4 -	29.959	16.503	141.8	25.519	90.5	22.588	137.2	1:34.569 (1)	92.62		12:37:29.663
5 -	30.524	16.516	142.4	25.750	88.5	22.368	137.5	1:35.158	92.05	0.589	12:39:04.821
6 -	30.098	16.484	141.2	25.645	92.6	22.702	135.0	1:34.929	92.27	0.360	12:40:39.750
7 -	30.078	16.494	143.7	25.501	90.1	22.641	135.0	1:34.714 (3)	92.48	0.145	12:42:14.464
8 -	29.988	16.601	141.5	25.684	91.1	22.611	135.5	1:34.884	92.32	0.315	12:43:49.348
9 -	30.053	16.626	143.3	25.643	89.8	22.659	135.2	1:34.981	92.22	0.412	12:45:24.329
10 -	29.961	16.533	140.9	25.767	90.4	22.731	136.3	1:34.992	92.21	0.423	12:46:59.321
11 -	30.229	16.578	141.5	25.624	90.3	22.601	136.6	1:35.032	92.17	0.463	12:48:34.353
12 -	30.242	16.505	143.3	25.820	87.3	22.457	133.9	1:35.024	92.18	0.455	12:50:09.377
13 -	30.098	16.459	142.4	25.703	89.8	22.496	135.8	1:34.756	92.44	0.187	12:51:44.133
14 -	30.386	16.522	142.4	25.856	89.5	22.543	135.2	1:35.307	91.91	0.738	12:53:19.440

P24 91		Kaine SHERIFF				Yamaha - Sheriff Racing					
IDEAL LAP TIME : 1:34.070		BEST LAP TIME : 1:34.362				DIFFERENCE : 0.292					
LAP	SECTOR 1	SECTOR 2		SECTOR 3		SECTOR 4		LAP TIME	MPH	DIFF	TIME OF DAY
1 -		17.059	133.1	26.563	79.2	22.432	141.2	1:45.141	83.31	10.779	12:32:47.213
2 -	30.658	16.724	138.6	25.495	80.6	22.304	142.4	1:35.181	92.03	0.819	12:34:22.394
3 -	30.653	16.855	131.8	25.991	79.8	22.385	140.3	1:35.884	91.35	1.522	12:35:58.278

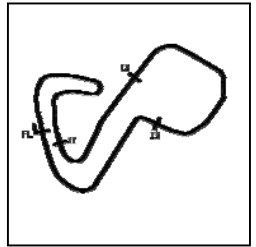
Weather / Track : Sunny / Dry

Brands Hatch GP
Circuit Length = 2.4332 miles
Start: 12:31 Flag 12:52 End: 12:53

2018 Bennetts British Superbike Championship - Round 6

2018 Pirelli National Superstock 600 Championship with Black Horse

RACE 7 - SECTOR ANALYSIS



SECTOR 1 = FL to I1, SECTOR 2 = I1 to I2 SECTOR 3 = I2 to I3, SECTOR 4 = I3 to FL, DIFF = Difference To Personal Best Lap, P = Crossed Finish Line in Pit Lane, D = Time Disallowed

4 -	30.711	16.639	139.5	26.124	80.9	22.307	139.8	1:35.781	91.45	1.419	12:37:34.059
5 -	30.487	16.778	136.1	26.023	81.7	22.408	138.0	1:35.696	91.53	1.334	12:39:09.755
6 -	30.424	16.643	138.3	25.495	85.5	22.312	138.3	1:34.874	92.33	0.512	12:40:44.629
7 -	30.319	16.631	138.3	25.479	85.7	22.369	137.2	1:34.798	92.40	0.436	12:42:19.427
8 -	30.256	16.571	138.3	25.543	86.0	22.329	137.7	1:34.699	92.50	0.337	12:43:54.126
9 -	29.977	16.586	138.9	25.411	86.9	22.388	136.9	1:34.362 (1)	92.83		12:45:28.488
10 -	30.114	16.620	136.9	25.632	87.4	22.260	138.3	1:34.626 (2)	92.57	0.264	12:47:03.114
11 -	30.546	16.466	139.5	25.401	88.7	22.226	137.5	1:34.639	92.56	0.277	12:48:37.753
12 -	30.496	16.689	139.5	25.805	86.2	22.321	138.3	1:35.311	91.90	0.949	12:50:13.064
13 -	30.491	16.654	138.3	25.655	87.2	22.237	138.0	1:35.037	92.17	0.675	12:51:48.101
14 -	29.991	16.679	137.2	25.532	89.9	22.424	134.2	1:34.626 (2)	92.57	0.264	12:53:22.727

P25 47**Angus GOUGH**

Yamaha - G Fab Racing

IDEAL LAP TIME : 1:34.263

BEST LAP TIME : 1:34.521

DIFFERENCE : 0.258

LAP	SECTOR 1	SECTOR 2	SECTOR 3	SECTOR 4	LAP TIME	MPH	DIFF	TIME OF DAY			
1 -		17.195	144.9	26.085	87.6	22.614	141.5	1:44.540	83.79	10.019	12:32:46.612
2 -	30.643	17.029	144.9	25.539	82.0	22.388	141.5	1:35.599	91.63	1.078	12:34:22.211
3 -	30.415	16.980	140.1	25.733	83.2	22.584	140.1	1:35.712	91.52	1.191	12:35:57.923
4 -	30.775	16.930	142.1	25.869	82.6	22.457	140.3	1:36.031	91.21	1.510	12:37:33.954
5 -	30.407	16.923	141.5	25.810	83.2	22.598	138.6	1:35.738	91.49	1.217	12:39:09.692
6 -	30.928	16.990	138.0	25.640	83.0	22.310	140.9	1:35.868	91.37	1.347	12:40:45.560
7 -	30.421	16.823	140.9	26.072	81.0	22.313	140.3	1:35.629	91.60	1.108	12:42:21.189
8 -	30.586	16.678	144.6	25.538	79.3	22.544	140.9	1:35.346	91.87	0.825	12:43:56.535
9 -	30.149	16.571	145.2	25.530	84.0	22.271	139.5	1:34.521 (1)	92.67		12:45:31.056
10 -	30.149	16.706	144.3	25.425	84.6	22.425	139.5	1:34.705 (2)	92.49	0.184	12:47:05.761
11 -	30.372	16.727	142.7	25.698	83.2	22.521	138.9	1:35.318	91.90	0.797	12:48:41.079
12 -	29.996	16.752	144.3	25.615	84.7	22.613	138.9	1:34.976	92.23	0.455	12:50:16.055
13 -	30.126	16.687	143.0	25.645	86.2	22.482	138.3	1:34.940 (3)	92.26	0.419	12:51:50.995
14 -	30.156	16.736	141.8	25.843	86.3	22.655	136.9	1:35.390	91.83	0.869	12:53:26.385

P26 27**Jamie ASHBY**

Yamaha - JPA Racing / Davison Transport

IDEAL LAP TIME : 1:34.530

BEST LAP TIME : 1:34.842

DIFFERENCE : 0.312

LAP	SECTOR 1	SECTOR 2	SECTOR 3	SECTOR 4	LAP TIME	MPH	DIFF	TIME OF DAY			
1 -		16.934	142.1	26.535	81.4	22.442	140.6	1:44.917	83.49	10.075	12:32:46.989
2 -	30.334	16.652	141.8	25.635	84.3	22.371	140.1	1:34.992 (3)	92.21	0.150	12:34:21.981
3 -	30.891	16.844	139.5	25.941	82.3	22.551	140.9	1:36.227	91.03	1.385	12:35:58.208
4 -	31.058	16.522	140.6	26.207	79.9	22.437	140.3	1:36.224	91.03	1.382	12:37:34.432
5 -	30.531	16.590	142.1	25.994	82.2	22.427	140.1	1:35.542	91.68	0.700	12:39:09.974
6 -	30.632	16.606	142.4	25.683	82.0	22.405	139.8	1:35.326	91.89	0.484	12:40:45.300
7 -	30.826	16.660	141.8	25.779	85.7	22.515	138.9	1:35.780	91.45	0.938	12:42:21.080
8 -	30.423	16.595	141.5	25.663	86.9	22.395	138.9	1:35.076	92.13	0.234	12:43:56.156
9 -	30.189	16.542	141.8	25.692	85.3	22.419	138.3	1:34.842 (1)	92.36		12:45:30.998
10 -	30.456	16.537	138.6	25.806	85.0	22.290	140.6	1:35.089	92.12	0.247	12:47:06.087
11 -	30.429	16.416	139.5	25.876	85.8	22.507	139.2	1:35.228	91.98	0.386	12:48:41.315
12 -	30.207	16.453	140.1	25.846	85.0	22.409	139.8	1:34.915 (2)	92.29	0.073	12:50:16.230
13 -	30.465	16.512	142.4	25.675	86.2	22.340	138.9	1:34.992 (3)	92.21	0.150	12:51:51.222
14 -	30.426	16.514	141.2	25.861	86.2	22.441	138.6	1:35.242	91.97	0.400	12:53:26.464

P27 31**Alex WOOD**

Yamaha - Paul Veazey Racing

IDEAL LAP TIME : 1:32.759

BEST LAP TIME : 1:32.985

DIFFERENCE : 0.226

LAP	SECTOR 1	SECTOR 2	SECTOR 3	SECTOR 4	LAP TIME	MPH	DIFF	TIME OF DAY			
1 -		16.548	144.6	25.313	86.9	21.856	143.0	1:41.659	86.16	8.674	12:32:43.731
2 -	30.402	16.415	143.7	24.997	83.0	22.281	141.2	1:34.095	93.09	1.110	12:34:17.826
3 -	30.814	16.429	144.6	25.262	81.7	22.119	140.6	1:34.624	92.57	1.639	12:35:52.450
4 -	30.241	16.361	146.2	25.212	89.4	21.887	140.3	1:33.701 (3)	93.48	0.716	12:37:26.151
5 -	29.575	16.380	142.7	25.062	85.5	21.968	139.2	1:32.985 (1)	94.20		12:38:59.136
6 -	29.834	16.429	139.8	25.223	84.3	22.262	140.1	1:33.748	93.44	0.763	12:40:32.884
7 -	30.016	16.531	139.8	25.680	93.7	22.161	139.8	1:34.388	92.80	1.403	12:42:07.272
8 -	29.545	16.427	144.3	25.386	87.9	22.120	136.3	1:33.478 (2)	93.71	0.493	12:43:40.750
9 -	29.789	16.475	142.4	25.483	85.9	22.094	137.5	1:33.841	93.34	0.856	12:45:14.591
10 -	29.667	16.868	142.7	25.831	85.0	22.484	140.3	1:34.850	92.35	1.865	12:46:49.441

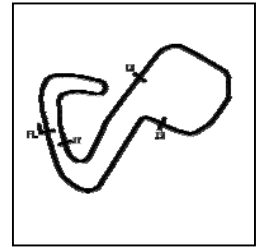
Weather / Track : Sunny / Dry

Brands Hatch GP

Circuit Length = 2.4332 miles

Start: 12:31 Flag 12:52 End: 12:53

RACE 7 - SECTOR ANALYSIS



SECTOR 1 = FL to I1, SECTOR 2 = I1 to I2 SECTOR 3 = I2 to I3, SECTOR 4 = I3 to FL, DIFF = Difference To Personal Best Lap, P = Crossed Finish Line in Pit Lane, D = Time Disallowed

P28		4		Connor MOODY		Kawasaki - Steelmate Racing					
IDEAL LAP TIME : 1:35.129		BEST LAP TIME : 1:35.209		DIFFERENCE : 0.080							
LAP	SECTOR 1	SECTOR 2		SECTOR 3		SECTOR 4		LAP TIME	MPH	DIFF	TIME OF DAY
1 -		17.202	144.0	25.882	89.8	22.539	138.3	1:44.054	84.18	8.845	12:32:46.126
2 -	30.303	16.753	141.5	25.534	84.2	22.619	137.7	1:35.209 (1)	92.00		12:34:21.335
3 -	30.389	17.046	135.2	25.840	85.7	22.542	136.6	1:35.817 (3)	91.42	0.608	12:35:57.152
4 -	30.578	16.933	139.2	26.083	84.3	22.676	135.8	1:36.270	90.99	1.061	12:37:33.422
5 -	31.436	16.900	132.1	26.064	82.4	22.899	137.7	1:37.299	90.03	2.090	12:39:10.721
6 -	30.512	16.787	138.6	25.739	83.0	22.551	136.6	1:35.589 (2)	91.64	0.380	12:40:46.310
7 -	31.205	16.880	137.5	26.304	82.4	22.823	134.2	1:37.212	90.11	2.003	12:42:23.522

MCRCB BULLETIN TK228

2018 Bennetts British Superbike Championship - Round 6

2018 Pirelli National Superstock 600 Championship with Black Horse

RACE 7 - BEST SECTORS

SECTOR 1			SECTOR 2			SECTOR 3			SECTOR 4			IDEAL / BEST COMPARISON						
POS	NO	NAME	TIME	NO	NAME	TIME	NO	NAME	TIME	NO	NAME	TIME	POS	NO	NAME	IDEAL	BEST	DIFF
1	21	VICKERS	28.725	21	VICKERS	15.784	5	CLARKE	24.283	9	CLIFFOR	21.404	1	21	VICKERS	1:30.291	1:30.425	0.134
2	5	CLARKE	28.906	3	CLAYTON	15.883	21	VICKERS	24.370	75	McGREEV	21.407	2	5	CLARKE	1:30.564	1:30.711	0.147
3	75	McGREEV	28.934	5	CLARKE	15.906	10	SHELDON	24.447	21	VICKERS	21.412	3	75	McGREEV	1:30.867	1:31.122	0.255
4	41	WARD	28.948	17	WOOD	15.931	41	WARD	24.459	32	PIPER	21.445	4	9	CLIFFORD	1:30.872	1:31.346	0.474
5	10	SHELDON	29.007	9	CLIFFOR	15.936	9	CLIFFOR	24.466	41	WARD	21.460	5	41	WARD	1:31.050	1:31.238	0.188
6	55	KEYES	29.036	16	HOPKINS	15.946	75	McGREEV	24.544	5	CLARKE	21.469	6	10	SHELDON-SHAW	1:31.121	1:31.321	0.200
7	9	CLIFFOR	29.066	55	KEYES	15.958	58	LEE	24.646	17	WOOD	21.485	7	55	KEYES	1:31.145	1:31.287	0.142
8	58	LEE	29.197	58	LEE	15.968	55	KEYES	24.659	58	LEE	21.487	8	58	LEE	1:31.298	1:31.512	0.214
9	32	PIPER	29.216	75	McGREEV	15.982	17	WOOD	24.739	55	KEYES	21.492	9	17	WOOD	1:31.425	1:32.011	0.586
10	8	NEWSTEAD	29.225	8	NEWSTEAD	16.007	99	LUXTON	24.770	6	WHEELER	21.522	10	32	PIPER	1:31.520	1:32.014	0.494
11	17	WOOD	29.270	44	POTTER	16.008	6	WHEELER	24.794	3	CLAYTON	21.525	11	3	CLAYTON	1:31.767	1:31.922	0.155
12	57	MORRIS	29.289	32	PIPER	16.031	19	ALDERSO	24.820	16	HOPKINS	21.538	12	16	HOPKINS	1:31.773	1:31.925	0.152
13	6	WHEELER	29.291	10	SHELDON	16.113	32	PIPER	24.828	10	SHELDON	21.554	13	6	WHEELER	1:31.813	1:31.984	0.171
14	99	LUXTON	29.338	7	WRIGHT	16.123	7	WRIGHT	24.852	99	LUXTON	21.617	14	99	LUXTON	1:31.858	1:32.062	0.204
15	3	CLAYTON	29.429	99	LUXTON	16.133	16	HOPKINS	24.855	8	NEWSTEAD	21.714	15	8	NEWSTEAD	1:31.918	1:32.187	0.269
16	16	HOPKINS	29.434	41	WARD	16.183	3	CLAYTON	24.930	46	ROWLING	21.755	16	7	WRIGHT	1:32.374	1:32.670	0.296
17	19	ALDERSO	29.481	6	WHEELER	16.206	57	MORRIS	24.961	7	WRIGHT	21.791	17	44	POTTER	1:32.437	1:32.860	0.423
18	46	ROWLING	29.490	66	FRASER	16.251	8	NEWSTEAD	24.972	66	FRASER	21.819	18	19	ALDERSON	1:32.449	1:32.761	0.312
19	31	WOOD	29.545	46	ROWLING	16.274	31	WOOD	24.997	44	POTTER	21.822	19	57	MORRIS	1:32.513	1:32.938	0.425
20	44	POTTER	29.589	19	ALDERSO	16.307	44	POTTER	25.018	19	ALDERSO	21.841	20	46	ROWLINGS	1:32.538	1:33.070	0.532
21	66	FRASER	29.595	57	MORRIS	16.322	46	ROWLING	25.019	31	WOOD	21.856	21	31	WOOD	1:32.759	1:32.985	0.226
22	7	WRIGHT	29.608	31	WOOD	16.361	42	HOLME	25.042	57	MORRIS	21.941	22	66	FRASER	1:32.867	1:33.182	0.315
23	42	HOLME	29.944	77	WHELAN	16.415	66	FRASER	25.202	42	HOLME	22.097	23	42	HOLME	1:33.500	1:34.241	0.741
24	77	WHELAN	29.959	27	ASHBY	16.416	91	SHERIFF	25.401	91	SHERIFF	22.226	24	91	SHERIFF	1:34.070	1:34.362	0.292
25	91	SHERIFF	29.977	42	HOLME	16.417	47	GOUGH	25.425	47	GOUGH	22.271	25	77	WHELAN	1:34.236	1:34.569	0.333
26	47	GOUGH	29.996	91	SHERIFF	16.466	77	WHELAN	25.501	27	ASHBY	22.290	26	47	GOUGH	1:34.263	1:34.521	0.258
27	27	ASHBY	30.189	47	GOUGH	16.571	4	MOODY	25.534	77	WHELAN	22.361	27	27	ASHBY	1:34.530	1:34.842	0.312
28	4	MOODY	30.303	4	MOODY	16.753	27	ASHBY	25.635	4	MOODY	22.539	28	4	MOODY	1:35.129	1:35.209	0.080
29																		
30																		

PERFECT LAP 1:30.196

Weather / Track : Sunny / Dry

Results can be found at www.tsl-timing.com

Brands Hatch GP

Circuit Length = 2.4332 miles

Start: 12:31 Flag 12:52 End: 12:53

Printed - 12:57 Sunday, 22 July 2018

MCRCB BULLETIN TK229**2018 Bennetts British Superbike Championship - Round 6****2018 Pirelli National Superstock 600 Championship with Black Horse****RACE 7 - BEST SPEEDS**

POS	INTERMEDIATE 1		INTERMEDIATE 2		INTERMEDIATE 3		FINISH LINE		MPH		
	NO	NAME	MPH	NO	NAME	MPH	NO	NAME			
1			44	POTTER	150.4	75	McGREEVY	97.5	3	CLAYTON	146.2
2			16	HOPKINS	149.4	9	CLIFFORD	96.6	17	WOOD	145.8
3			32	PIPER	149.4	5	CLARKE	96.4	32	PIPER	145.8
4			8	NEWSTEAD	149.1	55	KEYES	96.2	58	LEE	145.2
5			58	LEE	148.7	21	VICKERS	95.8	8	NEWSTEAD	145.2
6			3	CLAYTON	148.7	41	WARD	94.9	6	WHEELER	144.9
7			21	VICKERS	148.4	10	SHELDON-SHAW	94.7	44	POTTER	144.9
8			5	CLARKE	148.4	19	ALDERSON	93.9	9	CLIFFORD	144.6
9			9	CLIFFORD	148.1	31	WOOD	93.7	99	LUXTON	144.6
10			66	FRASER	148.1	44	POTTER	93.5	7	WRIGHT	144.3
11			41	WARD	147.4	77	WHELAN	92.6	55	KEYES	144.0
12			55	KEYES	147.1	8	NEWSTEAD	92.0	16	HOPKINS	143.7
13			99	LUXTON	147.1	58	LEE	91.3	31	WOOD	143.0
14			17	WOOD	146.8	42	HOLME	90.8	19	ALDERSON	142.7
15			19	ALDERSON	146.8	3	CLAYTON	90.5	46	ROWLINGS	142.4
16			7	WRIGHT	146.5	32	PIPER	90.5	57	MORRIS	142.4
17			31	WOOD	146.2	7	WRIGHT	90.4	91	SHERIFF	142.4
18			10	SHELDON-SHAW	145.8	46	ROWLINGS	90.3	75	McGREEVY	142.1
19			75	McGREEVY	145.8	57	MORRIS	90.1	41	WARD	142.1
20			47	GOUGH	145.2	16	HOPKINS	90.0	66	FRASER	142.1
21			6	WHEELER	144.9	91	SHERIFF	89.9	5	CLARKE	141.8
22			42	HOLME	144.6	4	MOODY	89.8	10	SHELDON-SHAW	141.8
23			77	WHELAN	144.3	17	WOOD	89.5	47	GOUGH	141.5
24			4	MOODY	144.0	66	FRASER	89.1	21	VICKERS	141.2
25			27	ASHBY	142.4	99	LUXTON	89.0	42	HOLME	140.9
26			57	MORRIS	141.8	6	WHEELER	88.3	27	ASHBY	140.9
27			91	SHERIFF	139.5	47	GOUGH	87.6	4	MOODY	138.3
28			46	ROWLINGS	138.3	27	ASHBY	86.9	77	WHELAN	137.7
29											
30											

Weather / Track : Sunny / Dry

Results can be found at www.tsl-timing.com

Brands Hatch GP

Circuit Length = 2.4332 miles

Start: 12:31 Flag 12:52 End: 12:53

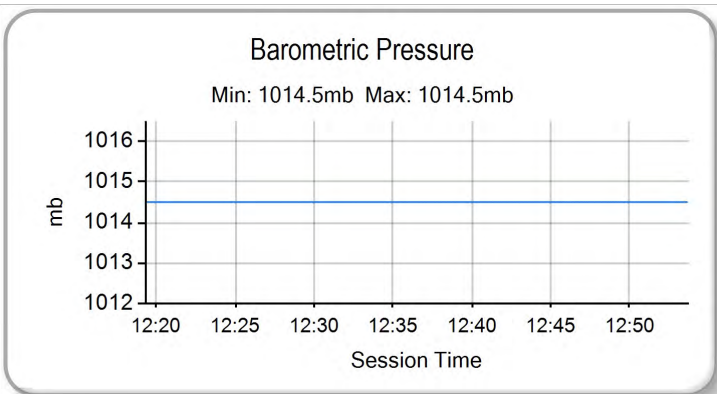
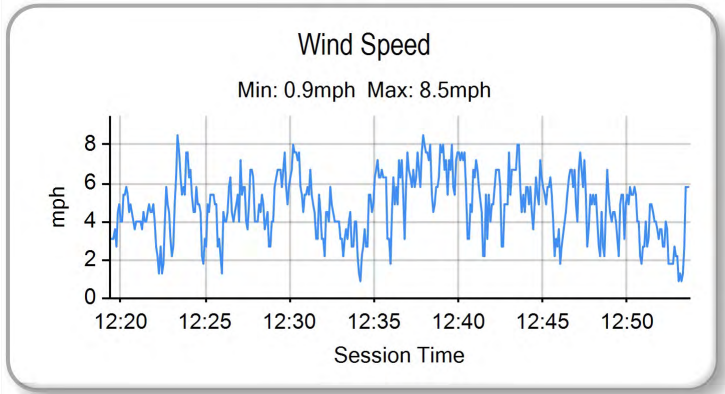
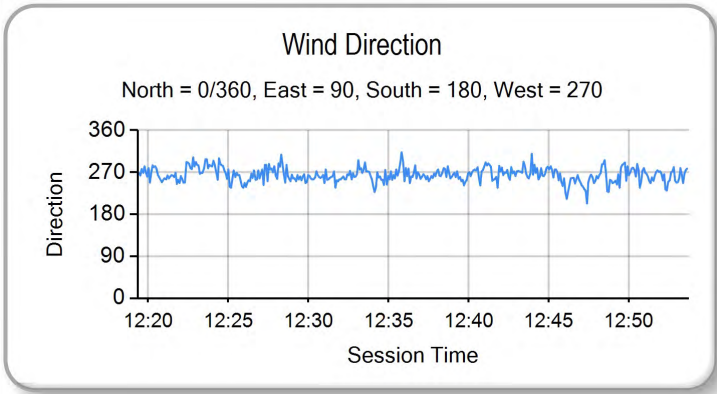
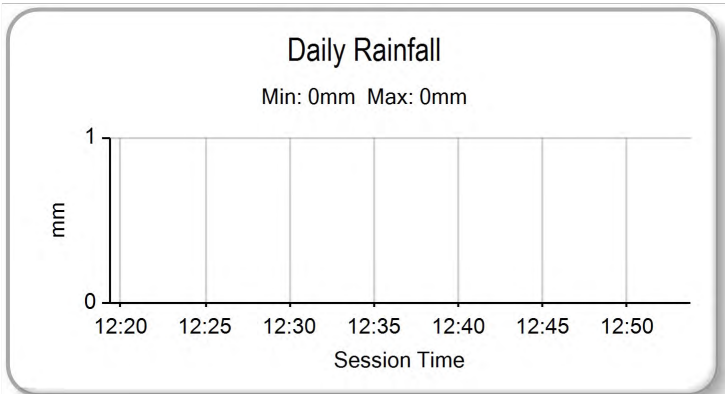
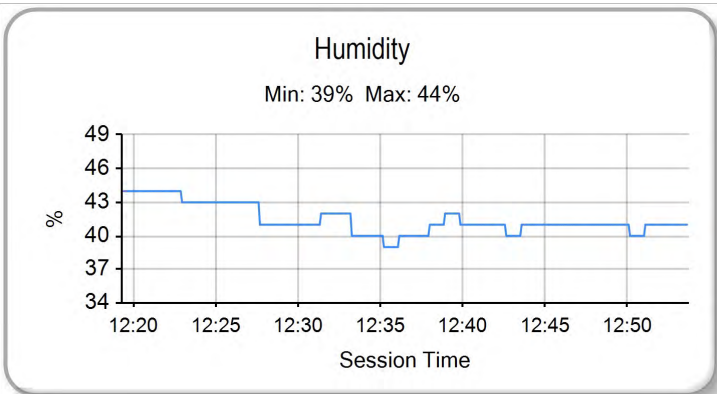
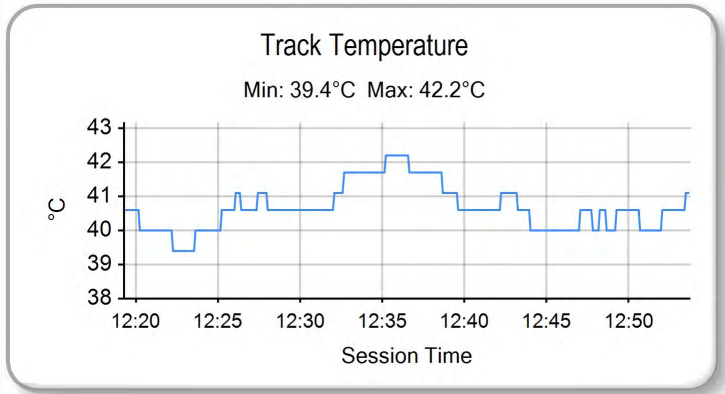
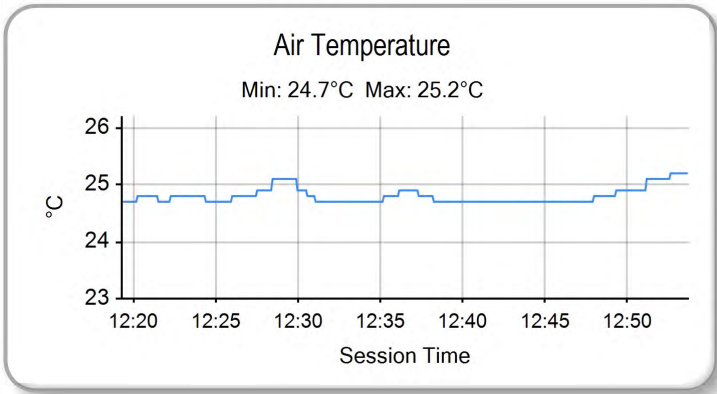
Printed - 12:57 Sunday, 22 July 2018

MCRCB BULLETIN TK230

2018 Bennetts British Superbike Championship - Round 6

2018 Pirelli National Superstock 600 Championship with Black Horse

RACE 7 - WEATHER CONDITIONS



Weather / Track : Sunny / Dry

Results can be found at www.tsl-timing.com

Brands Hatch GP
Circuit Length = 2.4332 miles
Start: 12:31 Flag 12:52 End: 12:53

Printed - 12:58 Sunday, 22 July 2018

MCRCB BULLETIN TK231

2018 Pirelli National Superstock 600 Championship with Black Horse

RIDERS POINTS AFTER ROUND 7

	TOTAL	GAP	DIFF	31st March-2nd April Donington Park	13th-15th April Brands Hatch Indy	5th-7th May Oulton Park	25th-27th May Donington Park - WSBK	15th-17th June Snetterton	6th-8th July Knockhill	20th-22nd July Brands Hatch GP	3rd-5th August Thruxton	17th-19th August Cadwell Park	7th-9th September Silverstone	14th-16th September Oulton Park	12th-14th October Brands Hatch GP
Ryan VICKERS	125			25	25	25		25		25					
Joe SHELDON-SHAW	91	34		16	13	16	20		13	13					
Kevin KEYES	84	41	7	20	11	20		7	16	10					
Aaron CLARKE	79	46	5	10	9		11	20	9	20					
Aaron CLIFFORD	78	47	1	13		13	25		11	16					
Grant NEWSTEAD	63	62	15	9	20	11	9	10		4					
Milo WARD	56	69	7	11			16	11	10	8					
Caolán IRWIN	47	78	9	6	7		10	16	8						
Mark CLAYTON	36	89	11	3		9	6	8	5	5					
Korie McGREEVY	36	89	0						25	11					
Cameron LEE	35	90	1	5			13	5	3	9					
Luke HOPKINS	24	101	11	8	6	7				3					
Ben LUXTON	22	103	2					9	6	7					
Josh WOOD	21	104	1	7	5		3			6					
Zak CORDEROY	20	105	1		10	10									
Adam HARTGROVE	20	105	0		8	5	7								
Louis VALLELEY	20	105	0			6	8	6							
TJ TOMS	20	105	0		3			13	4						
Rory SKINNER	20	105	0						20						
Adam McLEAN	16	109	4		16										
Aaron WRIGHT	14	111	2	1	1	8		4							
Cameron FRASER	9	116	5			3	5		1						
Aaron SILVESTER	8	117	1	4	4										
Mark PIPER	8	117	0			4		2		2					
Lewis PATERSON	7	118	1						7						
James ALDERSON	6	119	1			2	4								
Matty WHELAN	4	121	2	2	2										
Ewan POTTER	4	121	0				1	3							
Alex WOOD	2	123	2				2								
Charlie FARRER	2	123	0						2						
Sam HOLME	1	124	1			1									
Josh HARVEY	1	124	0					1							
Conor WHEELER	1	124	0							1					