



BRITISH SUPERSPORT

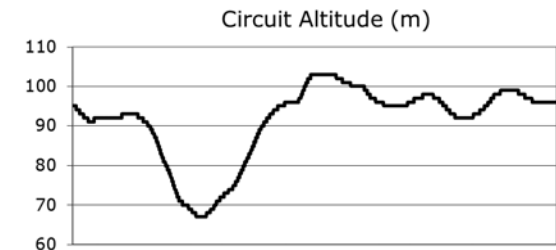
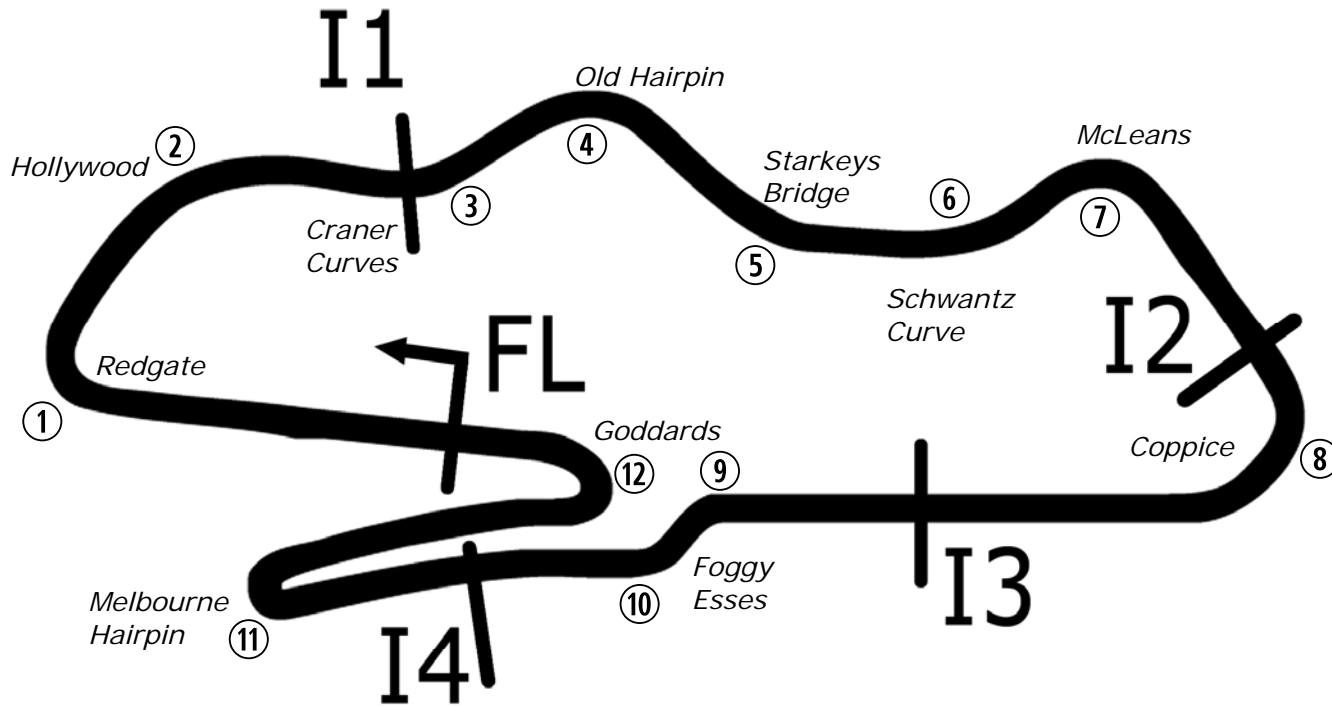
Test 1
Donington Park GP

20th March 2018



Results Provided by Timing Solutions Ltd
www.tsl-timing.com

Donington Park GP



Length	2.4873 miles	4003.0 m	
FL		52.82971 N	1.37867 W
I1	941m	52.83226 N	1.37893 W
I2	2096 m	52.82978 N	1.36508 W
I3	2641m	52.82866 N	1.37129 W
I4	3156 m	52.82843 N	1.37848 W
Pit Entry	3966m	52.82951 N	1.37832 W
Pit Exit	229m after FL	52.82996 N	1.38205 W
Pit Entry-Pit Exit 287m, 17.2s @60kph, 12.9s @80kph			

Lap Records		Best Sector Information							
		Sector 1 (FL - I1)	I1 Trap (mph)	Sector 2 (I1 - I2)	Sector 3 (I2 - I3)	I3 Trap (mph)	Sector 4 (I3 - I4)	Sector 5 (I4 - FL)	FL Trap (mph)
Superbike	1:28.896	18.948	132.1	24.029	11.266	168.1	10.627	23.092	123.7
Supersport	1:31.454	19.514	129.6	24.792	11.648	154.6	11.023	23.781	114.4
Superstock 1000	1:30.867	19.347	129.3	24.744	11.557	162.4	10.876	23.737	120.3
Superstock 600	1:33.153	19.899	126.8	25.282	11.896	149.4	11.228	24.314	111.8
Motostar	1:37.502	21.093	127.5	26.203	12.569	130.5	11.841	25.185	96.2
F1 Sidecar	1:33.472	20.039	128.5	25.024	12.239	142.4	11.582	24.873	105.7
Ducati Cup	1:34.152	20.219	120.4	25.584	12.045	151.4	11.377	24.756	109.7
Junior Supersport	To Be Est	N/A	N/A	N/A	N/A	N/A	N/A	N/A	N/A

All results available at www.tsl-timing.com

Test Day 01 - DP

Open 600cc

Test Session 1 - CLASSIFICATION

POS	NO	CL	PIC NAME	NAT	ENTRY	TIME	ON	LAPS	GAP	DIFF	MPH
1	42	STK6	1 Sam HOLME		Yamaha	1:53.182	10	10			79.11
2	3	STK6	2 Mark CLAYTON		Yamaha	1:54.175	9	9	0.993	0.993	78.42
3	7	SPT	1 Richard KERR		Triumph	1:54.497	6	9	1.315	0.322	78.20
4	2	STK6	3 TJ TOMS		Kawasaki	1:56.093	6	7	2.911	1.596	77.13
5	13	DUC	1 Rob GUIVER		Ducati	1:56.469	3	3	3.287	0.376	76.88
6	69	DUC	2 Danny HUSKINSON		Ducati	2:02.796	4	5	9.614	6.327	72.92
7	77	STK6	4 Matty WHELAN		MV Agusta	2:07.041	2	5	13.859	4.245	70.48
8	26	STK6	5 Adam HARTGROVE		Yamaha	2:07.286	3	5	14.104	0.245	70.34
9	57	DUC	3 Levi DAY		Ducati	2:14.640	5	6	21.458	7.354	66.50
10	6	DUC	4 Sam COVENTRY		Ducati			3			

Weather / Track : Bright / Dry

Results can be found at www.britishsuperbike.com



Donington Park GP
Circuit Length = 2.4873 miles
Start: 09:05 Flag 09:45 End: 09:47

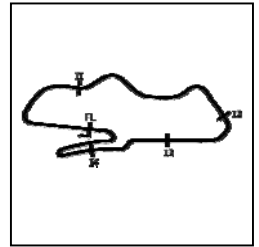
Printed - 09:47 Tuesday, 20 March 2018



Test Day 01 - DP

Open 600cc

Test Session 1 - SECTOR ANALYSIS



SECTOR 1 = FL to I1, SECTOR 2 = I1 to I2, SECTOR 3 = I2 to I3, SECTOR 4 = I3 to I4, SECTOR 5 = I4 to FL, DIFF = Difference To Personal Best Lap, P = Crossed Finish Line in Pit Lane, D = Time Disallowed

P1		42 STK6		Sam HOLME		Yamaha							
IDEAL LAP TIME : 1:52.755		BEST LAP TIME : 1:53.182		DIFFERENCE : 0.427									
LAP	SECTOR 1	SECTOR 2	SECTOR 3	SECTOR 4	SECTOR 5	LAP TIME	MPH	DIFF	TIME OF DAY				
1-	OUTLAP	67.9	38.018	16.137	119.8	16.257	33.564	92.4		09:25:19.368			
2-	26.340	80.5	33.965	15.031	122.2	15.170	30.765	96.9	2:01.271	73.83	8.089	09:27:20.639	
3-	25.747	82.0	33.272	14.556	125.9	14.818	31.466	93.2	1:59.859	74.70	6.677	09:29:20.498	
4-	25.245	86.4	33.050	14.441	127.5	14.835	30.554	96.9	1:58.125	75.80	4.943	09:31:18.623	
5-	25.174	86.9	32.094	14.194	130.0	14.492	31.497	88.4	1:57.451	76.23	4.269	09:33:16.074	
6-	25.002	88.1	32.176	14.502	129.0	14.404	IN PIT		1:58.690	P	75.44	5.508	09:35:14.764
7-	OUTLAP	82.1	32.314	14.171	122.4	15.304	29.757	97.3	4:43.592	31.57	2:50.410	09:39:58.356	
8-	24.174	90.0	31.633	14.402	126.8	14.632	30.199	96.9	1:55.040	(3)	77.83	1.858	09:41:53.396
9-	24.749	82.6	31.451	13.956	129.5	14.357	29.514	98.6	1:54.027	(2)	78.52	0.845	09:43:47.423
10-	24.111	90.1	31.070	13.928	130.8	14.132	29.941	90.8	1:53.182	(1)	79.11		09:45:40.605

P2		3 STK6		Mark CLAYTON		Yamaha							
IDEAL LAP TIME : 1:53.321		BEST LAP TIME : 1:54.175		DIFFERENCE : 0.854									
LAP	SECTOR 1	SECTOR 2	SECTOR 3	SECTOR 4	SECTOR 5	LAP TIME	MPH	DIFF	TIME OF DAY				
1-	OUTLAP	62.0	39.727	16.226	121.1	15.864	29.946	97.3				09:30:51.645	
2-	26.173	70.2	35.013	14.612	119.6	14.464	29.006	101.2	1:59.268	75.07	5.093	09:32:50.913	
3-	25.354	72.7	34.507	14.642	122.0	15.158	29.772	101.5	1:59.433	74.97	5.258	09:34:50.346	
4-	25.144	73.5	34.448	14.661	119.8	14.290	28.321	101.0	1:56.864	76.62	2.689	09:36:47.210	
5-	24.941	71.5	33.743	14.341	131.5	13.932	28.340	103.4	1:55.297	77.66	1.122	09:38:42.507	
6-	24.918	73.0	33.167	14.264	126.8	13.616	28.390	102.4	1:54.355	(3)	78.30	0.180	09:40:36.862
7-	24.702	75.1	32.825	14.096	128.3	13.869	28.825	102.9	1:54.317	(2)	78.33	0.142	09:42:31.179
8-	24.921	76.1	32.856	14.126	132.6	13.875	28.894	103.4	1:54.672	78.08	0.497	09:44:25.851	
9-	24.537	79.1	32.751	14.229	128.8	13.786	28.872	102.2	1:54.175	(1)	78.42		09:46:20.026

P3		7 SPT		Richard KERR		Triumph							
IDEAL LAP TIME : 1:53.344		BEST LAP TIME : 1:54.497		DIFFERENCE : 1.153									
LAP	SECTOR 1	SECTOR 2	SECTOR 3	SECTOR 4	SECTOR 5	LAP TIME	MPH	DIFF	TIME OF DAY				
1-	OUTLAP	64.4	39.713	15.907	122.6	16.878	33.411	102.4				09:25:05.279	
2-	27.969	66.9	37.450	15.374	135.2	15.192	31.179	106.5	2:07.164	70.41	12.667	09:27:12.443	
3-	26.106	73.8	35.307	15.098	138.3	14.818	30.463	106.5	2:01.792	73.52	7.295	09:29:14.235	
4-	25.125	73.9	34.285	14.791	138.6	14.288	29.436	106.0	1:57.925	75.93	3.428	09:31:12.160	
5-	24.828	74.2	33.432	14.696	140.1	14.045	28.717	106.1	1:55.718	77.38	1.221	09:33:07.878	
6-	24.778	76.1	32.953	14.705	139.5	13.663	28.398	106.6	1:54.497	(1)	78.20		09:35:02.375
7-	24.940	77.8	32.939	14.395	139.8	13.806	28.465	107.0	1:54.545	(2)	78.17	0.048	09:36:56.920
8-	24.561	78.3	32.476	14.637	140.3	13.903	29.335	106.5	1:54.912	(3)	77.92	0.415	09:38:51.832
9-	24.412	79.1	33.503	14.539	140.1	14.415	IN PIT		1:56.706	P	76.72	2.209	09:40:48.538

P4		2 STK6		TJ TOMS		Kawasaki							
IDEAL LAP TIME : 1:54.739		BEST LAP TIME : 1:56.093		DIFFERENCE : 1.354									
LAP	SECTOR 1	SECTOR 2	SECTOR 3	SECTOR 4	SECTOR 5	LAP TIME	MPH	DIFF	TIME OF DAY				
1-	OUTLAP	54.8	43.941	16.590	95.7	17.868	34.813	98.1				09:19:39.535	
2-	28.695	67.7	36.849	15.694	99.7	15.713	31.151	101.2	2:08.102	69.90	12.009	09:21:47.637	
3-	27.423	68.4	35.399	15.212	111.4	15.296	30.495	98.9	2:03.825	72.31	7.732	09:23:51.462	
4-	26.812	73.9	34.870	15.160	127.5	14.495	29.711	101.0	2:01.048	(3)	73.97	4.955	09:25:52.510
5-	26.030	75.0	34.099	14.666	124.7	14.031	28.996	99.1	1:57.822	(2)	75.99	1.729	09:27:50.332
6-	25.323	77.0	33.723	14.246	132.6	14.152	28.649	102.7	1:56.093	(1)	77.13		09:29:46.425
7-	24.895	79.1	32.961	14.203	120.0	14.519	IN PIT		1:58.505	P	75.56	2.412	09:31:44.930

P5		13 DUC		Rob GUIVER		Ducati							
IDEAL LAP TIME : 1:56.361		BEST LAP TIME : 1:56.469		DIFFERENCE : 0.108									
LAP	SECTOR 1	SECTOR 2	SECTOR 3	SECTOR 4	SECTOR 5	LAP TIME	MPH	DIFF	TIME OF DAY				
1-	OUTLAP	75.3	37.499	15.179	117.1	15.545	31.666	104.3				09:41:08.091	
2-	25.108	73.6	41.178	14.915	125.4	14.538	30.299	103.7	2:06.038	(2)	71.04	9.569	09:43:14.129
3-	25.216	80.5	33.727	14.450	124.9	13.955	29.121	107.8	1:56.469	(1)	76.88		09:45:10.598

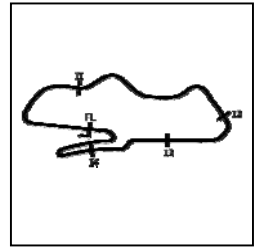
Weather / Track : Bright / Dry

Donington Park GP
 Circuit Length = 2.4873 miles
 Start: 09:05 Flag 09:45 End: 09:47

Test Day 01 - DP

Open 600cc

Test Session 1 - SECTOR ANALYSIS



SECTOR 1 = FL to I1, SECTOR 2 = I1 to I2, SECTOR 3 = I2 to I3, SECTOR 4 = I3 to I4, SECTOR 5 = I4 to FL, DIFF = Difference To Personal Best Lap, P = Crossed Finish Line in Pit Lane, D = Time Disallowed

P6	69 DUC	Danny HUSKINSON	Ducati	
IDEAL LAP TIME : 2:02.754		BEST LAP TIME : 2:02.796		DIFFERENCE : 0.042

LAP	SECTOR 1	SECTOR 2	SECTOR 3	SECTOR 4	SECTOR 5	LAP TIME	MPH	DIFF	TIME OF DAY			
1-	OUTLAP	59.3	39.198	16.076	97.5	16.658	32.060	101.3	09:37:37.539			
2-	28.873	63.6	36.488	15.577	105.6	15.878	30.704	102.9	2:07.520	70.22	4.724	09:39:45.059
3-	27.961	69.0	35.711	15.221	108.9	15.987	30.604	103.0	2:05.484 (3)	71.35	2.688	09:41:50.543
4-	27.340	70.2	34.871	15.026	114.7	15.416	30.143	100.1	2:02.796 (1)	72.92		09:43:53.339
5-	27.298	68.6	35.604	15.738	109.8	15.971	30.840	99.8	2:05.451 (2)	71.37	2.655	09:45:58.790

P7	77 STK6	Matty WHELAN	MV Agusta	
IDEAL LAP TIME : 2:05.398		BEST LAP TIME : 2:07.041		DIFFERENCE : 1.643

LAP	SECTOR 1	SECTOR 2	SECTOR 3	SECTOR 4	SECTOR 5	LAP TIME	MPH	DIFF	TIME OF DAY				
1-	OUTLAP	65.3	40.291	17.015	107.7	17.313	32.436	91.5	09:31:30.155				
2-	27.351	73.5	36.584	16.018	115.7	16.029	31.059	93.5	2:07.041 (1)	70.48		09:33:37.196	
3-	27.540	66.4	36.604	15.924	113.1	16.071	30.987	92.0	2:07.126 (2)	70.43	0.085	09:35:44.322	
4-	27.095	64.8	36.421	15.743	117.5	15.952	34.110	72.0	2:09.321 (3)	69.24	2.280	09:37:53.643	
5-	27.750	69.7	35.805	15.775	122.6	15.768	IN PIT		2:08.346	P	69.76	1.305	09:40:01.989

P8	26 STK6	Adam HARTGROVE	Yamaha	
IDEAL LAP TIME : 2:05.014		BEST LAP TIME : 2:07.286		DIFFERENCE : 2.272

LAP	SECTOR 1	SECTOR 2	SECTOR 3	SECTOR 4	SECTOR 5	LAP TIME	MPH	DIFF	TIME OF DAY				
1-	OUTLAP	63.2	42.928	16.694	103.5	17.575	33.375	98.6	09:12:23.380				
2-	27.734	75.4	38.483	15.688	113.3	15.997	32.405	99.8	2:10.307 (3)	68.71	3.021	09:14:33.687	
3-	26.870	78.3	37.394	15.619	116.7	15.926	31.477	100.9	2:07.286 (1)	70.34		09:16:40.973	
4-	26.467	78.5	36.471	15.746	106.6	16.160	34.333	82.2	2:09.177 (2)	69.31	1.891	09:18:50.150	
5-	27.123	82.1	35.905	15.403	110.7	15.762	IN PIT		2:11.444	P	68.12	4.158	09:21:01.594

P9	57 DUC	Levi DAY	Ducati	
IDEAL LAP TIME : 2:14.019		BEST LAP TIME : 2:14.640		DIFFERENCE : 0.621

LAP	SECTOR 1	SECTOR 2	SECTOR 3	SECTOR 4	SECTOR 5	LAP TIME	MPH	DIFF	TIME OF DAY				
1-	OUTLAP	51.9	49.928	19.551	80.0	20.025	38.307	78.5	09:24:59.551				
2-	33.375	60.5	44.998	18.593	85.1	18.799	36.447	86.8	2:32.212	58.82	17.572	09:27:31.763	
3-	31.604	64.0	41.961	16.947	96.6	17.539	34.745	91.8	2:22.796 (3)	62.70	8.156	09:29:54.559	
4-	29.572	68.4	39.960	16.365	117.1	16.552	33.843	94.9	2:16.292 (2)	65.70	1.652	09:32:10.851	
5-	29.336	67.6	38.861	16.165	114.3	16.463	33.815	91.9	2:14.640 (1)	66.50		09:34:25.491	
6-	28.715	66.7	39.212	16.275	107.8	17.031	IN PIT		2:15.331	P	66.16	0.691	09:36:40.822

P10	6 DUC	Sam COVENTRY	Ducati	
IDEAL LAP TIME : 2:07.813		BEST LAP TIME :		DIFFERENCE :

LAP	SECTOR 1	SECTOR 2	SECTOR 3	SECTOR 4	SECTOR 5	LAP TIME	MPH	DIFF	TIME OF DAY			
1-	OUTLAP	72.0	38.363	16.887	112.0	16.573	33.553	97.6	09:38:52.265			
2-	26.736	76.4	36.165	16.277	128.8	15.650	IN PIT		2:08.100	P	69.90	09:41:00.365
3-	OUTLAP	72.9	37.410	16.593	118.3	16.062	32.985	100.0	4:26.607	33.58		09:45:26.972

Test Day 01 - DP

Open 600cc

Test Session 1 - BEST SECTORS

		SECTOR 1		SECTOR 2		SECTOR 3		SECTOR 4		SECTOR 5		IDEAL / BEST COMPARISON									
POS	NO	TIME	NO	TIME	NO	TIME	NO	TIME	NO	TIME	POS	NO	NAME	IDEAL	BEST	DIFF					
														PERFECT LAP	1:51.046						
1	42	HOL	24.111	42	HOL	31.070	42	HOL	13.928	3	CLA	13.616	3	CLA	28.321	1	42	HOLME	1:52.755	1:53.182	0.427
2	7	KER	24.412	7	KER	32.476	3	CLA	14.096	7	KER	13.663	7	KER	28.398	2	3	CLAYTON	1:53.321	1:54.175	0.854
3	3	CLA	24.537	3	CLA	32.751	2	TOM	14.203	13	GUI	13.955	2	TOM	28.649	3	7	KERR	1:53.344	1:54.497	1.153
4	2	TOM	24.895	2	TOM	32.961	7	KER	14.395	2	TOM	14.031	13	GUI	29.121	4	2	TOMS	1:54.739	1:56.093	1.354
5	13	GUI	25.108	13	GUI	33.727	13	GUI	14.450	42	HOL	14.132	42	HOL	29.514	5	13	GUIVER	1:56.361	1:56.469	0.108
6	26	HAR	26.467	69	HUS	34.871	69	HUS	15.026	69	HUS	15.416	69	HUS	30.143	6	69	HUSKINSON	2:02.754	2:02.796	0.042
7	6	COV	26.736	77	WHE	35.805	26	HAR	15.403	6	COV	15.650	77	WHE	30.987	7	26	HARTGROVE	2:05.014	2:07.286	2.272
8	77	WHE	27.095	26	HAR	35.905	77	WHE	15.743	26	HAR	15.762	26	HAR	31.477	8	77	WHELAN	2:05.398	2:07.041	1.643
9	69	HUS	27.298	6	COV	36.165	57	DAY	16.165	77	WHE	15.768	6	COV	32.985	9	6	COVENTRY	2:07.813		
10	57	DAY	28.715	57	DAY	38.861	6	COV	16.277	57	DAY	16.463	57	DAY	33.815	10	57	DAY	2:14.019	2:14.640	0.621

Weather / Track : Bright / Dry

Results can be found at www.tsl-timing.com

Donington Park GP
Circuit Length = 2.4873 miles
Start: 09:05 Flag 09:45 End: 09:47

Printed - 09:48 Tuesday, 20 March 2018

Test Day 01 - DP

Open 600cc

Test Session 1 - BEST SPEEDS

POS	INTERMEDIATE 1			INTERMEDIATE 2			INTERMEDIATE 3			INTERMEDIATE 4			FINISH LINE		
	NO	NAME	MPH	NO	NAME	MPH	NO	NAME	MPH	NO	NAME	MPH	NO	NAME	MPH
1	42	HOLME	90.1				7	KERR	140.3				13	GUIVER	107.8
2	26	HARTGROVE	82.1				3	CLAYTON	132.6				7	KERR	107.0
3	13	GUIVER	80.5				2	TOMS	132.6				3	CLAYTON	103.4
4	3	CLAYTON	79.1				42	HOLME	130.8				69	HUSKINSON	103.0
5	7	KERR	79.1				6	COVENTRY	128.8				2	TOMS	102.7
6	2	TOMS	79.1				13	GUIVER	125.4				26	HARTGROVE	100.9
7	6	COVENTRY	76.4				77	WHELAN	122.6				6	COVENTRY	100.0
8	77	WHELAN	73.5				57	DAY	117.1				42	HOLME	98.6
9	69	HUSKINSON	70.2				26	HARTGROVE	116.7				57	DAY	94.9
10	57	DAY	68.4				69	HUSKINSON	114.7				77	WHELAN	93.5

Weather / Track : Bright / Dry

Results can be found at www.tsl-timing.com

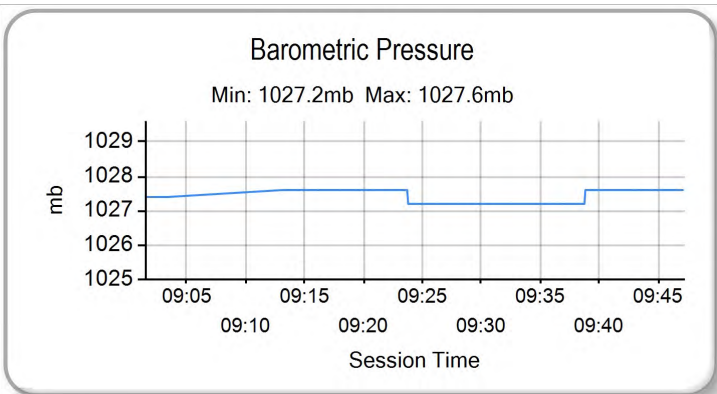
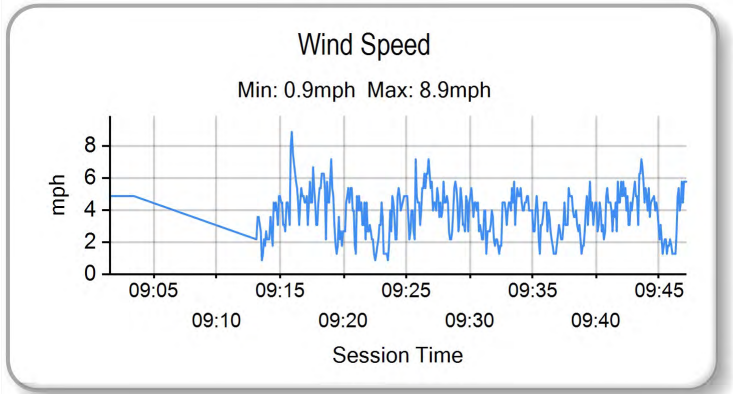
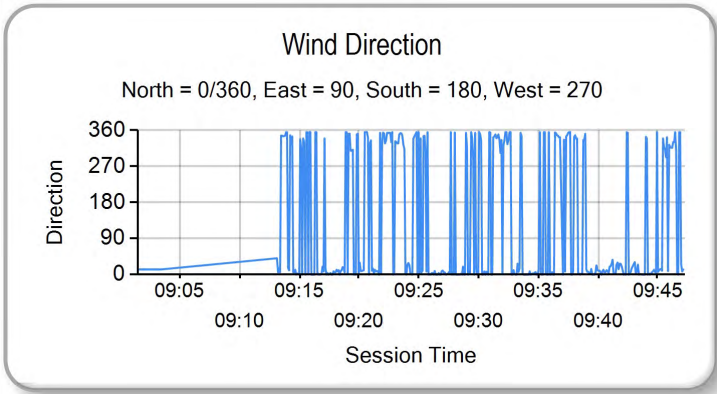
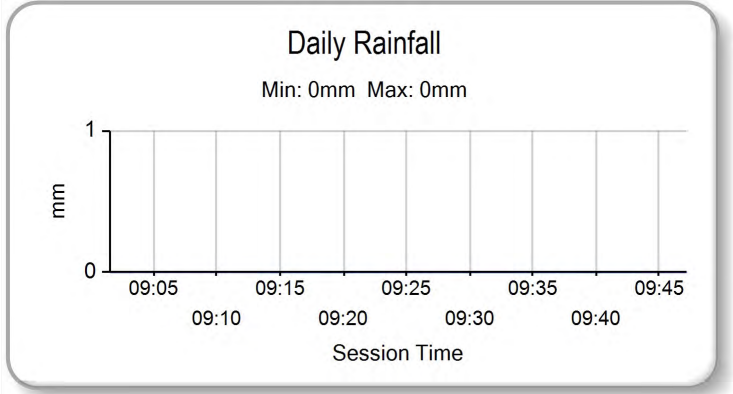
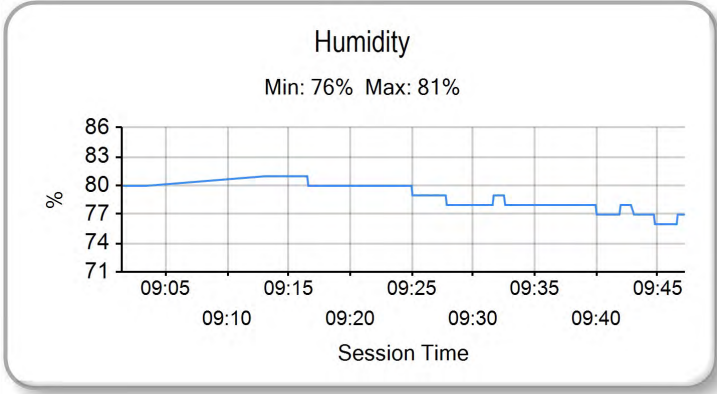
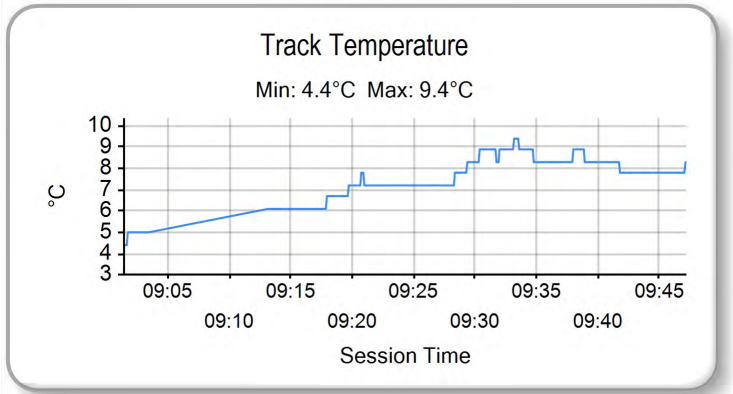
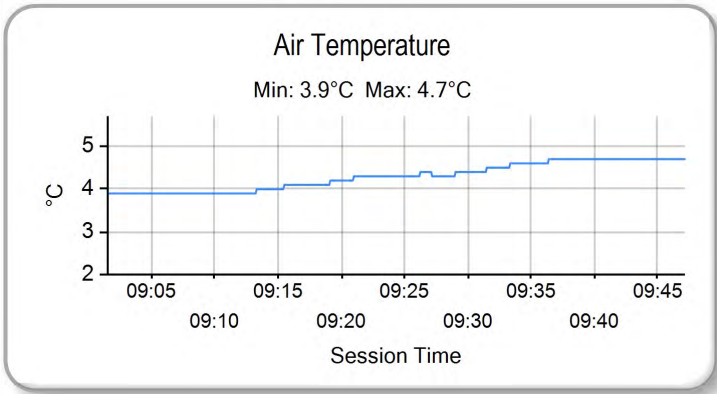
Donington Park GP
Circuit Length = 2.4873 miles
Start: 09:05 Flag 09:45 End: 09:47

Printed - 09:49 Tuesday, 20 March 2018

Test Day 01 - DP

Open 600cc

Test Session 1 - WEATHER CONDITIONS



Weather / Track : Bright / Dry

Results can be found at www.tsl-timing.com

Donington Park GP
Circuit Length = 2.4873 miles
Start: 09:05 Flag 09:45 End: 09:47

Printed - 09:49 Tuesday, 20 March 2018

Test Day 01 - DP

Open 600cc

Test Session 2 - CLASSIFICATION

POS	NO	CL	PIC NAME	ENTRY	TIME	ON	LAPS	GAP	DIFF	MPH
1	4	SPT	1 Jack KENNEDY	Yamaha - Integro Yamaha	1:41.565	5	5			88.16
2	13	DUC	1 Rob GUIVER	Ducati - Ducati Romford / Hyside Racing	1:42.389	3	4	0.824	0.824	87.45
3	74	SPT	2 Joey THOMPSON	Kawasaki - Team ILR	1:42.894	8	8	1.329	0.505	87.02
4	61	SPT	3 Benjamin CURRIE	Kawasaki - Gearlink Kawasaki	1:43.909	4	7	2.344	1.015	86.17
5	15	DUC	2 Jon WAGHORN	Ducati - JW Smart Services Ltd / Laguna Motorcycles	1:45.258	6	6	3.693	1.349	85.07
6	64	DUC	3 Michael TUSTIN	Ducati - TeamMTR Ducati Oxford	1:47.071	5	9	5.506	1.813	83.63
7	26	STK6	1 Adam HARTGROVE	Yamaha - Adam Hartgrove Racing	1:47.877	6	8	6.312	0.806	83.00
8	74	DUC	4 Joe MORPHETT	Ducati - ASJ Racing	1:48.488	3	5	6.923	0.611	82.53
9	48	DUC	5 Nicky WILSON	Ducati - Nicky Wilson Racing	1:49.210	7	7	7.645	0.722	81.99
10	77	STK6	2 Matty WHELAN	MV Agusta - Blueline Bennetts MV Agusta	1:50.682	6	9	9.117	1.472	80.90
11	32	STK6	3 Mark PIPER	Yamaha - Pied Piper Racing	1:51.113	9	10	9.548	0.431	80.58
12	50	DUC	6 Matt STEVENS	Ducati - Tech 5 Racing	1:51.750	6	6	10.185	0.637	80.12
13	15	GP2	1 Eugene McMANUS	Suter - RS Racing	1:53.652	2	2	12.087	1.902	78.78
14	42	STK6	4 Sam HOLME	Yamaha - Everquip Racing	1:54.653	6	8	13.088	1.001	78.10
15	8	DUC	7 Richard SPENCER-FLEET	Ducati - RSF Racing	1:58.432	3	3	16.867	3.779	75.60
16	2	STK6	5 TJ TOMS	Kawasaki - Squidge Racing			3			
17	3	STK6	6 Mark CLAYTON	Yamaha - KSM Racing			2			
18	7	SPT	4 Richard KERR	Triumph - Campbell Motor Sport			2			
19	52	SPT	5 Tommy PHILP	Yamaha - Draper Racing			2			
20	50	GP2	2 Jorel BOERBOOM	Kalex - RS Racing			2			
21	66	STK6	7 Cameron FRASER	Yamaha - Jones Dorling Racing			2			
22	95	SPT	6 David ALLINGHAM	Yamaha - EHA Racing			1			
23	5	STK6	8 Aaron CLARKE	Yamaha - Draper Racing			1			
24	18	SPT	7 Ross TWYMAN	Yamaha - EHA Racing			1			
25	69	DUC	8 Danny HUSKINSON	Ducati - AOR / YESSS Electrical Racing			1			
26	6	DUC	9 Sam COVENTRY	Ducati -			1			
27	26	DUC	10 Josh WAINWRIGHT	Ducati - Boast Plumbing			1			
28	57	DUC	11 Levi DAY	Ducati - Boast Plumbing			1			
29	20	SPT	8 Tom OLIVER	Yamaha - SGR Racing			1			

Weather / Track : Drizzle / Damp

Results can be found at www.britishsuperbike.com



Donington Park GP
Circuit Length = 2.4873 miles
Start: 11:11 Flag 11:49 End: 11:52

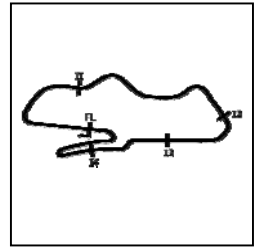
Printed - 11:53 Tuesday, 20 March 2018



Test Day 01 - DP

Open 600cc

Test Session 2 - SECTOR ANALYSIS



SECTOR 1 = FL to I1, SECTOR 2 = I1 to I2, SECTOR 3 = I2 to I3, SECTOR 4 = I3 to I4, SECTOR 5 = I4 to FL, DIFF = Difference To Personal Best Lap, P = Crossed Finish Line in Pit Lane, D = Time Disallowed

P1		4 SPT		Jack KENNEDY		Yamaha - Integro Yamaha							
IDEAL LAP TIME : 1:41.504		BEST LAP TIME : 1:41.565		DIFFERENCE : 0.061									
LAP	SECTOR 1	SECTOR 2	SECTOR 3	SECTOR 4	SECTOR 5	LAP TIME	MPH	DIFF	TIME OF DAY				
1 -	OUTLAP	76.1	36.613	14.964	127.0	15.345	IN PIT	P	11:18:11.028				
2 -	OUTLAP	87.7	30.501	13.145	139.2	13.437	27.409	107.3	26:41.738	5.59	25:00.173	11:44:52.766	
3 -		22.321	93.2	28.142	12.806	144.0	13.230	26.680	109.2	1:43.179 (3)	86.78	1.614	11:46:35.945
4 -		22.199	96.8	28.060	12.866	144.3	12.682	26.457	108.2	1:42.264 (2)	87.56	0.699	11:48:18.209
5 -		21.859	96.4	28.071	12.856	143.7	12.362	26.417	109.2	1:41.565 (1)	88.16		11:49:59.774

P2		13 DUC		Rob GUIVER		Ducati - Ducati Romford / Hyside Racing							
IDEAL LAP TIME : 1:41.954		BEST LAP TIME : 1:42.389		DIFFERENCE : 0.435									
LAP	SECTOR 1	SECTOR 2	SECTOR 3	SECTOR 4	SECTOR 5	LAP TIME	MPH	DIFF	TIME OF DAY				
1 -	OUTLAP	84.7	31.944	13.405	136.3	13.219	28.705	107.5					11:45:48.331
2 -		23.065	90.5	29.075	12.979	143.3	12.592	27.235	108.0	1:44.946 (3)	85.32	2.557	11:47:33.277
3 -		21.789	102.4	28.288	12.663	143.0	12.761	26.888	109.2	1:42.389 (1)	87.45		11:49:15.666
4 -		21.831	101.0	28.846	12.957	142.1	12.484	26.730	108.7	1:42.848 (2)	87.06	0.459	11:50:58.514

P3		74 SPT		Joey THOMPSON		Kawasaki - Team ILR							
IDEAL LAP TIME : 1:42.748		BEST LAP TIME : 1:42.894		DIFFERENCE : 0.146									
LAP	SECTOR 1	SECTOR 2	SECTOR 3	SECTOR 4	SECTOR 5	LAP TIME	MPH	DIFF	TIME OF DAY				
1 -	OUTLAP	74.3	36.412	14.785	122.0	15.048	34.096	101.5					11:18:03.356
2 -		24.853	82.4	36.585	14.569	117.1	15.957	IN PIT		2:08.287 P	69.80	25.393	11:20:11.643
3 -	OUTLAP	83.6	30.875	13.677	127.8	13.602	28.529	105.1	21:43.838	6.86	20:00.944		11:41:55.481
4 -		22.398	97.8	29.259	13.273	133.4	13.035	27.305	107.5	1:45.270	85.06	2.376	11:43:40.751
5 -		21.990	101.6	29.228	13.015	141.5	12.735	27.833	106.8	1:44.801 (3)	85.44	1.907	11:45:25.552
6 -		22.285	92.3	29.473	12.963	140.9	12.588	27.352	106.8	1:44.661 (2)	85.55	1.767	11:47:10.213
7 -		22.131	104.5	28.525	13.741	126.8	14.687	27.112	106.3	1:46.196	84.32	3.302	11:48:56.409
8 -		22.083	105.5	28.224	13.016	142.1	12.544	27.027	107.2	1:42.894 (1)	87.02		11:50:39.303

P4		61 SPT		Benjamin CURRIE		Kawasaki - Gearlink Kawasaki							
IDEAL LAP TIME : 1:43.331		BEST LAP TIME : 1:43.909		DIFFERENCE : 0.578									
LAP	SECTOR 1	SECTOR 2	SECTOR 3	SECTOR 4	SECTOR 5	LAP TIME	MPH	DIFF	TIME OF DAY				
1 -	OUTLAP	79.7	32.788	14.162	136.1	13.954	28.584	105.5					11:39:14.237
2 -		23.310	86.7	30.792	13.484	142.7	13.068	27.552	106.6	1:48.206	82.75	4.297	11:41:02.443
3 -		22.707	91.9	29.363	13.155	143.3	12.633	27.206	107.8	1:45.064	85.22	1.155	11:42:47.507
4 -		22.525	94.5	28.959	12.947	144.3	12.526	26.952	107.5	1:43.909 (1)	86.17		11:44:31.416
5 -		22.134	92.0	29.228	13.321	142.1	12.767	27.308	107.5	1:44.758 (3)	85.47	0.849	11:46:16.174
6 -		22.339	91.3	29.405	12.999	144.0	12.562	26.765	107.8	1:44.070 (2)	86.04	0.161	11:48:00.244
7 -		22.370	89.0	34.833	14.705	136.3	14.716	IN PIT		1:56.293 P	76.99	12.384	11:49:56.537

P5		15 DUC		Jon WAGHORN		Ducati - JW Smart Services Ltd / Laguna Motorcycles							
IDEAL LAP TIME : 1:45.241		BEST LAP TIME : 1:45.258		DIFFERENCE : 0.017									
LAP	SECTOR 1	SECTOR 2	SECTOR 3	SECTOR 4	SECTOR 5	LAP TIME	MPH	DIFF	TIME OF DAY				
1 -	OUTLAP	83.5	36.699	15.481	131.8	16.730	37.270	66.7					11:17:05.479
2 -		27.070	79.8	45.685	16.325	110.3	18.727	IN PIT		2:26.071 P	61.30	40.813	11:19:31.550
3 -	OUTLAP	82.3	33.577	14.232	130.3	14.343	28.486	102.2	24:53.342	5.99	23:08.084		11:44:24.892
4 -		24.026	92.1	30.887	13.568	137.2	13.534	27.687	103.7	1:49.702 (3)	81.62	4.444	11:46:14.594
5 -		23.284	99.2	30.366	13.171	137.5	13.097	27.447	105.5	1:47.365 (2)	83.40	2.107	11:48:01.959
6 -		22.636	100.6	29.852	13.188	138.6	13.048	26.534	106.1	1:45.258 (1)	85.07		11:49:47.217

P6		64 DUC		Michael TUSTIN		Ducati - TeamMTR Ducati Oxford							
IDEAL LAP TIME : 1:46.331		BEST LAP TIME : 1:47.071		DIFFERENCE : 0.740									
LAP	SECTOR 1	SECTOR 2	SECTOR 3	SECTOR 4	SECTOR 5	LAP TIME	MPH	DIFF	TIME OF DAY				
1 -	OUTLAP	65.3	43.854	16.663	119.4	17.641	IN PIT	P					11:20:17.403
2 -	OUTLAP	81.2	34.290	14.399	129.0	14.007	29.956	103.8	17:58.374	8.30	16:11.303		11:38:15.777
3 -		23.872	82.5	31.311	13.817	134.4	13.486	28.492	105.3	1:50.978	80.68	3.907	11:40:06.755
4 -		22.825	94.3	30.852	13.542	134.2	13.517	28.324	106.6	1:49.060	82.10	1.989	11:41:55.815
5 -		22.739	99.4	29.800	13.309	136.3	13.343	27.880	106.3	1:47.071 (1)	83.63		11:43:42.886

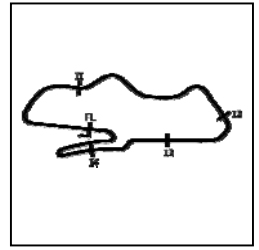
Weather / Track : Drizzle / Damp

Donington Park GP
Circuit Length = 2.4873 miles
Start: 11:11 Flag 11:49 End: 11:52

Test Day 01 - DP

Open 600cc

Test Session 2 - SECTOR ANALYSIS



SECTOR 1 = FL to I1, SECTOR 2 = I1 to I2, SECTOR 3 = I2 to I3, SECTOR 4 = I3 to I4, SECTOR 5 = I4 to FL, DIFF = Difference To Personal Best Lap, P = Crossed Finish Line in Pit Lane, D = Time Disallowed

6-	22.511	100.1	29.876	13.417	132.6	13.608	28.108	105.8	1:47.520 (3)	83.28	0.449	11:45:30.406
7-	22.490	98.8	29.477	13.415	133.1	13.688	28.298	105.5	1:47.368 (2)	83.39	0.297	11:47:17.774
8-	22.507	101.0	29.329	13.497	135.5	13.323	28.901	83.4	1:47.557	83.25	0.486	11:49:05.331
9-	23.580	92.9	32.392	13.718	127.5	15.500	IN PIT		1:57.757 P	76.04	10.686	11:51:03.088

P7 26 STK6 Adam HARTGROVE Yamaha - Adam Hartgrove Racing												
IDEAL LAP TIME : 1:47.877			BEST LAP TIME : 1:47.877			DIFFERENCE : 0.000						
LAP	SECTOR 1	SECTOR 2	SECTOR 3	SECTOR 4	SECTOR 5	LAP TIME	MPH	DIFF	TIME OF DAY			
1-	OUTLAP	74.0	40.199	17.761	106.3	17.161	33.713	97.2				11:35:47.748
2-	26.214	80.2	36.761	15.234	127.3	15.551	30.690	102.4	2:04.450	71.95	16.573	11:37:52.198
3-	24.420	82.7	34.971	14.762	126.1	15.314	29.172	102.2	1:58.639	75.47	10.762	11:39:50.837
4-	23.785	92.8	32.869	14.320	130.0	14.550	29.059	96.0	1:54.583 (3)	78.14	6.706	11:41:45.420
5-	23.787	90.1	32.627	14.118	122.9	14.516	28.811	103.0	1:53.859 (2)	78.64	5.982	11:43:39.279
6-	22.857	100.3	30.326	13.353	132.6	13.652	27.689	104.8	1:47.877 (1)	83.00		11:45:27.156
7-	22.933	93.9	30.781	14.193	120.2	14.931	IN PIT		1:57.464 P	76.23	9.587	11:47:24.620
8-	OUTLAP	90.8	31.263	13.546	128.5	13.726	27.719	105.6	3:38.227	41.03	1:50.350	11:51:02.847

P8 74 DUC Joe MORPHETT Ducati - ASJ Racing												
IDEAL LAP TIME : 1:48.211			BEST LAP TIME : 1:48.488			DIFFERENCE : 0.277						
LAP	SECTOR 1	SECTOR 2	SECTOR 3	SECTOR 4	SECTOR 5	LAP TIME	MPH	DIFF	TIME OF DAY			
1-	OUTLAP	64.1	37.884	16.284	108.9	15.965	31.274	102.6				11:38:14.778
2-	24.750	79.8	32.136	13.934	128.5	13.712	28.463	105.0	1:52.995 (2)	79.24	4.507	11:40:07.773
3-	22.821	92.1	30.179	13.536	128.8	13.989	27.963	106.3	1:48.488 (1)	82.53		11:41:56.261
4-	22.993	90.3	30.475	13.713	132.8	13.772	IN PIT		1:52.511 P	79.58	4.023	11:43:48.772
5-	OUTLAP	86.8	32.261	14.161	129.5	14.025	28.241	105.6	5:58.788	24.95	4:10.300	11:49:47.560

P9 48 DUC Nicky WILSON Ducati - Nicky Wilson Racing												
IDEAL LAP TIME : 1:49.076			BEST LAP TIME : 1:49.210			DIFFERENCE : 0.134						
LAP	SECTOR 1	SECTOR 2	SECTOR 3	SECTOR 4	SECTOR 5	LAP TIME	MPH	DIFF	TIME OF DAY			
1-	OUTLAP	72.8	36.541	15.801	118.1	17.144	32.891	100.1				11:16:05.103
2-	26.957	77.6	37.208	16.121	100.9	18.338	IN PIT		2:13.589 P	67.02	24.379	11:18:18.692
3-	OUTLAP	77.6	33.976	14.965	117.3	15.848	30.424	102.4	24:31.083	6.08	22:41.873	11:42:49.775
4-	24.997	82.8	31.760	14.301	117.9	15.158	29.561	104.5	1:55.777	77.34	6.567	11:44:45.552
5-	24.495	84.3	31.089	13.888	130.3	14.211	28.844	104.6	1:52.527 (3)	79.57	3.317	11:46:38.079
6-	24.134	84.4	31.370	13.930	127.5	14.148	28.101	105.8	1:51.683 (2)	80.17	2.473	11:48:29.762
7-	23.616	88.6	29.934	13.628	134.4	13.797	28.235	105.5	1:49.210 (1)	81.99		11:50:18.972

P10 77 STK6 Matty WHELAN MV Agusta - Blueline Bennetts MV Agusta												
IDEAL LAP TIME : 1:46.437			BEST LAP TIME : 1:50.682			DIFFERENCE : 4.245						
LAP	SECTOR 1	SECTOR 2	SECTOR 3	SECTOR 4	SECTOR 5	LAP TIME	MPH	DIFF	TIME OF DAY			
1-	OUTLAP	77.9	34.875	16.297	120.9	15.745	30.720	94.9				11:16:57.732
2-	27.003	72.5	41.661	17.601	94.3	21.851	IN PIT		2:28.245 P	60.40	37.563	11:19:25.977
3-	OUTLAP	71.6	36.224	16.067	114.1	15.906	30.728	94.3	18:40.315	7.99	16:49.633	11:38:06.292
4-	25.824	77.4	32.938	14.763	126.6	14.559	28.936	93.9	1:57.020 (3)	76.52	6.338	11:40:03.312
5-	25.074	79.5	31.104	14.362	124.9	14.433	28.885	102.1	1:53.858 (2)	78.64	3.176	11:41:57.170
6-	24.057	91.0	30.284	13.854	133.1	13.976	28.511	101.3	1:50.682 (1)	80.90		11:43:47.852
7-	23.767	86.0	30.074	13.945	132.1	14.127	IN PIT		1:52.370 P	79.68	1.688	11:45:40.222
8-	OUTLAP	88.4	29.470	13.768	134.2	13.414	27.158	102.7	2:44.680	54.37	53.998	11:48:24.902
9-	23.163	91.0	28.977	13.795	136.1	13.371	IN PIT		1:48.390 P	82.61		11:50:13.292

P11 32 STK6 Mark PIPER Yamaha - Pied Piper Racing												
IDEAL LAP TIME : 1:50.218			BEST LAP TIME : 1:51.113			DIFFERENCE : 0.895						
LAP	SECTOR 1	SECTOR 2	SECTOR 3	SECTOR 4	SECTOR 5	LAP TIME	MPH	DIFF	TIME OF DAY			
1-	OUTLAP	75.4	35.570	14.703	130.0	14.940	32.265	89.1				11:14:49.153
2-	25.931	78.6	34.427	14.601	127.5	14.481	30.855	92.8	2:00.295	74.43	9.182	11:16:49.448
3-	25.336	83.1	35.508	14.732	129.8	14.937	IN PIT		2:01.801 P	73.51	10.688	11:18:51.249
4-	OUTLAP	64.9	36.839	15.339	121.1	15.161	31.761	96.6	20:19.268	7.34	18:28.155	11:39:10.517
5-	26.197	77.5	33.902	14.085	131.8	14.072	30.015	99.2	1:58.271	75.71	7.158	11:41:08.788
6-	24.448	82.8	32.486	14.186	137.2	13.772	29.818	100.6	1:54.710	78.06	3.597	11:43:03.498

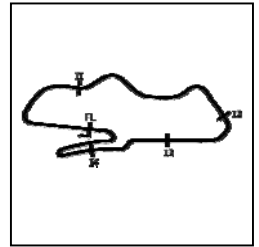
Weather / Track : Drizzle / Damp

Donington Park GP
Circuit Length = 2.4873 miles
Start: 11:11 Flag 11:49 End: 11:52

Test Day 01 - DP

Open 600cc

Test Session 2 - SECTOR ANALYSIS



SECTOR 1 = FL to I1, SECTOR 2 = I1 to I2, SECTOR 3 = I2 to I3, SECTOR 4 = I3 to I4, SECTOR 5 = I4 to FL, DIFF = Difference To Personal Best Lap, P = Crossed Finish Line in Pit Lane, D = Time Disallowed

7-	24.382	85.4	31.483	13.817	138.0	13.575	29.282	100.1	1:52.539 (3)	79.56	1.426	11:44:56.037
8-	23.613	90.8	31.706	13.749	137.5	13.474	29.105	101.6	1:51.647 (2)	80.20	0.534	11:46:47.684
9-	23.601	89.4	31.028	13.732	137.2	13.903	28.849	101.8	1:51.113 (1)	80.58		11:48:38.797
10-	23.328	89.3	30.835	14.018	133.6	14.660	30.044	97.1	1:52.885	79.32	1.772	11:50:31.682

P12 50 DUC		Matt STEVENS		Ducati - Tech 5 Racing								
IDEAL LAP TIME : 1:51.437		BEST LAP TIME : 1:51.750		DIFFERENCE : 0.313								
LAP	SECTOR 1	SECTOR 2	SECTOR 3	SECTOR 4	SECTOR 5	LAP TIME	MPH	DIFF	TIME OF DAY			
1-	OUTLAP	75.4	36.754	16.193	100.6	18.309	IN PIT		P	11:18:25.824		
2-	OUTLAP	86.4	33.838	15.154	113.5	15.530	31.468	98.2	25:22.447	5.88	23:30.697	11:43:48.271
3-	25.672	82.2	32.787	14.661	109.1	15.144	29.794	101.9	1:58.058	75.84	6.308	11:45:46.329
4-	24.822	88.0	30.857	13.956	119.1	14.707	29.784	98.9	1:54.126 (3)	78.46	2.376	11:47:40.455
5-	24.396	90.8	31.772	14.133	124.7	14.225	29.143	100.4	1:53.669 (2)	78.77	1.919	11:49:34.124
6-	23.822	96.0	31.123	14.003	129.0	14.028	28.774	101.9	1:51.750 (1)	80.12		11:51:25.874

P13 15 GP2		Eugene McMANUS		Suter - RS Racing								
IDEAL LAP TIME : 1:53.652		BEST LAP TIME : 1:53.652		DIFFERENCE : 0.000								
LAP	SECTOR 1	SECTOR 2	SECTOR 3	SECTOR 4	SECTOR 5	LAP TIME	MPH	DIFF	TIME OF DAY			
1-	OUTLAP	83.0	33.427	14.906	128.5	15.155	31.619	100.1				11:49:01.341
2-	24.109	95.4	31.214	14.175	137.5	14.275	29.879	98.6	1:53.652 (1)	78.78		11:50:54.993

P14 42 STK6		Sam HOLME		Yamaha - Everquip Racing								
IDEAL LAP TIME : 1:53.469		BEST LAP TIME : 1:54.653		DIFFERENCE : 1.184								
LAP	SECTOR 1	SECTOR 2	SECTOR 3	SECTOR 4	SECTOR 5	LAP TIME	MPH	DIFF	TIME OF DAY			
1-	OUTLAP	78.0	38.843	16.613	120.0	16.339	33.796	91.8				11:35:28.901
2-	26.445	82.0	35.326	15.280	126.8	15.625	31.533	95.3	2:04.209	72.09	9.556	11:37:33.110
3-	25.855	81.0	34.424	15.089	126.3	14.875	31.062	97.2	2:01.305	73.81	6.652	11:39:34.415
4-	24.915	86.7	33.503	14.822	128.3	14.822	29.967	98.8	1:58.029 (3)	75.86	3.376	11:41:32.444
5-	24.692	84.7	32.511	14.551	130.0	14.753	29.835	99.7	1:56.342 (2)	76.96	1.689	11:43:28.786
6-	24.385	86.0	32.083	14.606	130.3	14.240	29.339	98.6	1:54.653 (1)	78.10		11:45:23.439
7-	24.122	90.4	31.276	14.492	126.6	14.465	IN PIT		1:53.555	P	78.85	11:47:16.994
8-	OUTLAP	89.2	32.617	14.574	128.5	14.815	29.803	99.7	4:06.252	36.36	2:11.599	11:51:23.246

P15 8 DUC		Richard SPENCER-FLEET		Ducati - RSF Racing								
IDEAL LAP TIME : 1:57.291		BEST LAP TIME : 1:58.432		DIFFERENCE : 1.141								
LAP	SECTOR 1	SECTOR 2	SECTOR 3	SECTOR 4	SECTOR 5	LAP TIME	MPH	DIFF	TIME OF DAY			
1-	OUTLAP	68.6	37.923	15.999	104.3	15.934	33.460	102.6				11:46:35.004
2-	26.449	81.4	32.530	14.417	117.1	14.821	30.306	106.5	1:58.523 (2)	75.55	0.091	11:48:33.527
3-	25.263	85.8	32.484	14.680	108.5	15.104	30.901	105.5	1:58.432 (1)	75.60		11:50:31.959

P16 2 STK6		TJ TOMS		Kawasaki - Squidge Racing								
IDEAL LAP TIME : 1:56.219		BEST LAP TIME :		DIFFERENCE :								
LAP	SECTOR 1	SECTOR 2	SECTOR 3	SECTOR 4	SECTOR 5	LAP TIME	MPH	DIFF	TIME OF DAY			
1-	OUTLAP	75.2	34.966	14.352	134.2	14.088	IN PIT			P		11:14:26.630
2-	OUTLAP	84.2	33.241	14.122	133.1	14.608	30.005	102.9	2:58.698	50.10		11:17:25.328
3-	24.763	82.8	34.988	14.459	117.7	16.515	IN PIT		2:06.788	P	70.62	11:19:32.116

P17 3 STK6		Mark CLAYTON		Yamaha - KSM Racing								
IDEAL LAP TIME : 2:11.888		BEST LAP TIME :		DIFFERENCE :								
LAP	SECTOR 1	SECTOR 2	SECTOR 3	SECTOR 4	SECTOR 5	LAP TIME	MPH	DIFF	TIME OF DAY			
1-	OUTLAP	83.0	35.813	17.553	106.1	16.537	34.195	98.3				11:17:02.628
2-	27.790	73.8	41.251	18.678	115.9	18.204	IN PIT		2:26.971	P	60.92	11:19:29.599

P18 7 SPT		Richard KERR		Triumph - Campbell Motor Sport								
IDEAL LAP TIME : 1:59.963		BEST LAP TIME :		DIFFERENCE :								
LAP	SECTOR 1	SECTOR 2	SECTOR 3	SECTOR 4	SECTOR 5	LAP TIME	MPH	DIFF	TIME OF DAY			
1-	OUTLAP	73.5	35.446	14.766	139.2	14.356	29.882	99.1				11:17:41.899

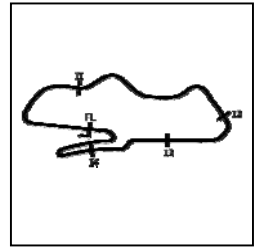
Weather / Track : Drizzle / Damp

Donington Park GP
Circuit Length = 2.4873 miles
Start: 11:11 Flag 11:49 End: 11:52

Test Day 01 - DP

Open 600cc

Test Session 2 - SECTOR ANALYSIS



SECTOR 1 = FL to I1, SECTOR 2 = I1 to I2, SECTOR 3 = I2 to I3, SECTOR 4 = I3 to I4, SECTOR 5 = I4 to FL, DIFF = Difference To Personal Best Lap, P = Crossed Finish Line in Pit Lane, D = Time Disallowed
 2- 25.513 77.5 39.718 16.635 129.5 16.335 IN PIT 2:11.710 P 67.98 11:19:53.609

P19 52 SPT Tommy PHILP		Yamaha - Draper Racing								
IDEAL LAP TIME :		BEST LAP TIME :		DIFFERENCE :						
LAP	SECTOR 1	SECTOR 2	SECTOR 3	SECTOR 4	SECTOR 5	LAP TIME	MPH	DIFF	TIME OF DAY	
1-	OUTLAP	79.3	35.001	16.038	124.2	15.725	32.331	100.0	11:18:33.729	
2-	26.126	84.3	39.726	16.574	115.9	17.572	IN PIT	2:16.222 P	65.73	11:20:49.951

P20 50 GP2 Jorel BOERBOOM		Kalex - RS Racing									
IDEAL LAP TIME :		BEST LAP TIME :		DIFFERENCE :							
LAP	SECTOR 1	SECTOR 2	SECTOR 3	SECTOR 4	SECTOR 5	LAP TIME	MPH	DIFF	TIME OF DAY		
1-	OUTLAP	80.6	34.084	16.112	110.0	15.534	IN PIT		P	11:46:26.775	
2-	OUTLAP	88.1	33.000	14.508	128.8	14.824	30.577	99.2	4:05.662	36.45	11:50:32.437

P21 66 STK6 Cameron FRASER		Yamaha - Jones Dorling Racing									
IDEAL LAP TIME :		BEST LAP TIME :		DIFFERENCE :							
LAP	SECTOR 1	SECTOR 2	SECTOR 3	SECTOR 4	SECTOR 5	LAP TIME	MPH	DIFF	TIME OF DAY		
1-	OUTLAP	75.8	33.813	14.660	131.3	14.965	IN PIT		P	11:48:15.911	
2-	OUTLAP	74.8	33.654	14.366	129.3	14.390	30.280	90.4	2:49.474	52.83	11:51:05.385

P22 95 SPT David ALLINGHAM		Yamaha - EHA Racing								
IDEAL LAP TIME :		BEST LAP TIME :		DIFFERENCE :						
LAP	SECTOR 1	SECTOR 2	SECTOR 3	SECTOR 4	SECTOR 5	LAP TIME	MPH	DIFF	TIME OF DAY	
1-	OUTLAP	72.4	42.317	18.124	95.1	18.660	IN PIT		P	11:18:43.487

P23 5 STK6 Aaron CLARKE		Yamaha - Draper Racing								
IDEAL LAP TIME :		BEST LAP TIME :		DIFFERENCE :						
LAP	SECTOR 1	SECTOR 2	SECTOR 3	SECTOR 4	SECTOR 5	LAP TIME	MPH	DIFF	TIME OF DAY	
1-	OUTLAP	78.8	37.014	15.554	108.9	17.881	IN PIT		P	11:18:44.446

P24 18 SPT Ross TWYMAN		Yamaha - EHA Racing								
IDEAL LAP TIME :		BEST LAP TIME :		DIFFERENCE :						
LAP	SECTOR 1	SECTOR 2	SECTOR 3	SECTOR 4	SECTOR 5	LAP TIME	MPH	DIFF	TIME OF DAY	
1-	OUTLAP	76.5	36.514	15.243	108.2	17.432	IN PIT		P	11:18:45.610

P25 69 DUC Danny HUSKINSON		Ducati - AOR / YESSS Electrical Racing								
IDEAL LAP TIME :		BEST LAP TIME :		DIFFERENCE :						
LAP	SECTOR 1	SECTOR 2	SECTOR 3	SECTOR 4	SECTOR 5	LAP TIME	MPH	DIFF	TIME OF DAY	
1-	OUTLAP	69.1	42.334	19.339	79.6	22.001	IN PIT		P	11:19:22.980

P26 6 DUC Sam COVENTRY		Ducati -								
IDEAL LAP TIME :		BEST LAP TIME :		DIFFERENCE :						
LAP	SECTOR 1	SECTOR 2	SECTOR 3	SECTOR 4	SECTOR 5	LAP TIME	MPH	DIFF	TIME OF DAY	
1-	OUTLAP	67.1	42.949	17.604	116.1	17.404	IN PIT		P	11:19:57.864

P27 26 DUC Josh WAINWRIGHT		Ducati - Boast Plumbing								
IDEAL LAP TIME :		BEST LAP TIME :		DIFFERENCE :						
LAP	SECTOR 1	SECTOR 2	SECTOR 3	SECTOR 4	SECTOR 5	LAP TIME	MPH	DIFF	TIME OF DAY	
1-	OUTLAP	70.7	41.766	15.854	106.0	18.725	IN PIT		P	11:20:15.857

P28 57 DUC Levi DAY		Ducati - Boast Plumbing								
IDEAL LAP TIME :		BEST LAP TIME :		DIFFERENCE :						
LAP	SECTOR 1	SECTOR 2	SECTOR 3	SECTOR 4	SECTOR 5	LAP TIME	MPH	DIFF	TIME OF DAY	
1-	OUTLAP	51.3	50.510	19.798	84.9	20.814	IN PIT		P	11:21:33.765

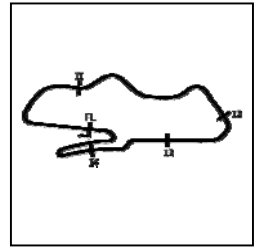
Weather / Track : Drizzle / Damp

Donington Park GP
 Circuit Length = 2.4873 miles
 Start: 11:11 Flag 11:49 End: 11:52

Test Day 01 - DP

Open 600cc

Test Session 2 - SECTOR ANALYSIS



SECTOR 1 = FL to I1, SECTOR 2 = I1 to I2, SECTOR 3 = I2 to I3, SECTOR 4 = I3 to I4, SECTOR 5 = I4 to FL, DIFF = Difference To Personal Best Lap, P = Crossed Finish Line in Pit Lane, D = Time Disallowed

P29 20 SPT Tom OLIVER		Yamaha - SGR Racing							
IDEAL LAP TIME :		BEST LAP TIME :				DIFFERENCE :			
LAP	SECTOR 1	SECTOR 2	SECTOR 3	SECTOR 4	SECTOR 5	LAP TIME	MPH	DIFF	TIME OF DAY
1 -	OUTLAP	68.8	36.840	16.174	114.7	16.428	IN PIT	P	11:47:59.417

Test Day 01 - DP

Open 600cc

Test Session 2 - BEST SECTORS

SECTOR 1			SECTOR 2			SECTOR 3			SECTOR 4			SECTOR 5			IDEAL / BEST COMPARISON						
POS	NO	TIME	NO	TIME	NO	TIME	NO	TIME	NO	TIME	POS	NO	NAME	IDEAL	BEST	DIFF					
														PERFECT LAP	1:41.291						
1	13	GUI	21.789	4	KEN	28.060	13	GUI	12.663	4	KEN	12.362	4	KEN	26.417	1	4	KENNEDY	1:41.504	1:41.565	0.061
2	4	KEN	21.859	74	THO	28.224	4	KEN	12.806	13	GUI	12.484	15	WAG	26.534	2	13	GUIVER	1:41.954	1:42.389	0.435
3	74	THO	21.990	13	GUI	28.288	61	CUR	12.947	61	CUR	12.526	13	GUI	26.730	3	74	THOMPSON	1:42.748	1:42.894	0.146
4	61	CUR	22.134	61	CUR	28.959	74	THO	12.963	74	THO	12.544	61	CUR	26.765	4	61	CURRIE	1:43.331	1:43.909	0.578
5	64	TUS	22.490	77	WHE	28.977	15	WAG	13.171	15	WAG	13.048	74	THO	27.027	5	15	WAGHORN	1:45.241	1:45.258	0.017
6	15	WAG	22.636	64	TUS	29.329	64	TUS	13.309	64	TUS	13.323	77	WHE	27.158	6	64	TUSTIN	1:46.331	1:47.071	0.740
7	74	MOR	22.821	15	WAG	29.852	26	HAR	13.353	77	WHE	13.371	26	HAR	27.689	7	77	WHELAN	1:46.437	1:50.682	4.245
8	26	HAR	22.857	48	WIL	29.934	74	MOR	13.536	32	PIP	13.474	64	TUS	27.880	8	26	HARTGROVE	1:47.877	1:47.877	0.000
9	77	WHE	23.163	74	MOR	30.179	48	WIL	13.628	26	HAR	13.652	74	MOR	27.963	9	74	MORPHETT	1:48.211	1:48.488	0.277
10	32	PIP	23.328	26	HAR	30.326	32	PIP	13.732	74	MOR	13.712	48	WIL	28.101	10	48	WILSON	1:49.076	1:49.210	0.134
11	48	WIL	23.616	32	PIP	30.835	77	WHE	13.768	48	WIL	13.797	50	STE	28.774	11	32	PIPER	1:50.218	1:51.113	0.895
12	50	STE	23.822	50	STE	30.857	50	STE	13.956	50	STE	14.028	32	PIP	28.849	12	50	STEVENS	1:51.437	1:51.750	0.313
13	15	McM	24.109	15	McM	31.214	2	TOM	14.122	2	TOM	14.088	42	HOL	29.339	13	42	HOLME	1:53.469	1:54.653	1.184
14	42	HOL	24.122	42	HOL	31.276	15	McM	14.175	42	HOL	14.240	15	McM	29.879	14	15	McMANUS	1:53.652	1:53.652	0.000
15	2	TOM	24.763	8	SPE	32.484	66	FRA	14.366	15	McM	14.275	7	KER	29.882	15	2	TOMS	1:56.219		
16	8	SPE	25.263	50	BOE	33.000	8	SPE	14.417	7	KER	14.356	2	TOM	30.005	16	8	SPENCER-FLEET	1:57.291	1:58.432	1.141
17	7	KER	25.513	2	TOM	33.241	42	HOL	14.492	66	FRA	14.390	66	FRA	30.280	17	7	KERR	1:59.963		
18	52	PHI	26.126	66	FRA	33.654	50	BOE	14.508	8	SPE	14.821	8	SPE	30.306	18	52	PHILP	2:05.221		
19	3	CLA	27.790	52	PHI	35.001	7	KER	14.766	50	BOE	14.824	50	BOE	30.577	19	3	CLAYTON	2:11.888		
20				7	KER	35.446	18	TWY	15.243	52	PHI	15.725	52	PHI	32.331	20	95	ALLINGHAM			
21				3	CLA	35.813	5	CLA	15.554	20	OLI	16.428	3	CLA	34.195	21	5	CLARKE			
22				18	TWY	36.514	26	WAI	15.854	3	CLA	16.537				22	50	BOERBOOM			
23				20	OLI	36.840	52	PHI	16.038	6	COV	17.404				23	66	FRASER			
24				5	CLA	37.014	20	OLI	16.174	18	TWY	17.432				24	26	WAINWRIGHT			
25				26	WAI	41.766	3	CLA	17.553	5	CLA	17.881				25	20	OLIVER			
26				95	ALL	42.317	6	COV	17.604	95	ALL	18.660				26	18	TWYMAN			
27				69	HUS	42.334	95	ALL	18.124	26	WAI	18.725				27	57	DAY			
28				6	COV	42.949	69	HUS	19.339	57	DAY	20.814				28	69	HUSKINSON			
29				57	DAY	50.510	57	DAY	19.798	69	HUS	22.001				29	6	COVENTRY			

Weather / Track : Drizzle / Damp

Results can be found at www.tsl-timing.com

Donington Park GP
 Circuit Length = 2.4873 miles
 Start: 11:11 Flag 11:49 End: 11:52

Printed - 11:54 Tuesday, 20 March 2018

Test Day 01 - DP

Open 600cc

Test Session 2 - BEST SPEEDS

POS	INTERMEDIATE 1		INTERMEDIATE 2		INTERMEDIATE 3		INTERMEDIATE 4		FINISH LINE			
	NO	NAME	MPH	NO	NAME	MPH	NO	NAME	MPH	NO	NAME	MPH
1	74	THOMPSON	105.5			4	KENNEDY	144.3		4	KENNEDY	109.2
2	13	GUIVER	102.4			61	CURRIE	144.3		13	GUIVER	109.2
3	64	TUSTIN	101.0			13	GUIVER	143.3		61	CURRIE	107.8
4	15	WAGHORN	100.6			74	THOMPSON	142.1		74	THOMPSON	107.5
5	26	HARTGROVE	100.3			7	KERR	139.2		64	TUSTIN	106.6
6	4	KENNEDY	96.8			15	WAGHORN	138.6		8	SPENCER-FLEET	106.5
7	50	STEVENS	96.0			32	PIPER	138.0		74	MORPHETT	106.3
8	15	McMANUS	95.4			15	McMANUS	137.5		15	WAGHORN	106.1
9	61	CURRIE	94.5			64	TUSTIN	136.3		48	WILSON	105.8
10	74	MORPHETT	92.1			77	WHELAN	136.1		26	HARTGROVE	105.6
11	77	WHELAN	91.0			48	WILSON	134.4		2	TOMS	102.9
12	32	PIPER	90.8			2	TOMS	134.2		77	WHELAN	102.7
13	42	HOLME	90.4			74	MORPHETT	132.8		50	STEVENS	101.9
14	48	WILSON	88.6			26	HARTGROVE	132.6		32	PIPER	101.8
15	50	BOERBOOM	88.1			66	FRASER	131.3		15	McMANUS	100.1
16	8	SPENCER-FLEET	85.8			42	HOLME	130.3		52	PHILP	100.0
17	52	PHILP	84.3			50	STEVENS	129.0		42	HOLME	99.7
18	2	TOMS	84.2			50	BOERBOOM	128.8		50	BOERBOOM	99.2
19	3	CLAYTON	83.0			52	PHILP	124.2		7	KERR	99.1
20	5	CLARKE	78.8			8	SPENCER-FLEET	117.1		3	CLAYTON	98.3
21	7	KERR	77.5			6	COVENTRY	116.1		66	FRASER	90.4
22	18	TWYMAN	76.5			3	CLAYTON	115.9				
23	66	FRASER	75.8			20	OLIVER	114.7				
24	95	ALLINGHAM	72.4			5	CLARKE	108.9				
25	26	WAINWRIGHT	70.7			18	TWYMAN	108.2				
26	69	HUSKINSON	69.1			26	WAINWRIGHT	106.0				
27	20	OLIVER	68.8			95	ALLINGHAM	95.1				
28	6	COVENTRY	67.1			57	DAY	84.9				
29	57	DAY	51.3			69	HUSKINSON	79.6				

Weather / Track : Drizzle / Damp

Results can be found at www.tsl-timing.com

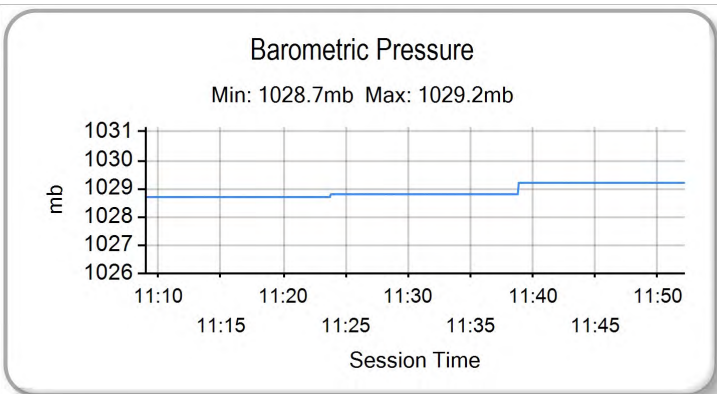
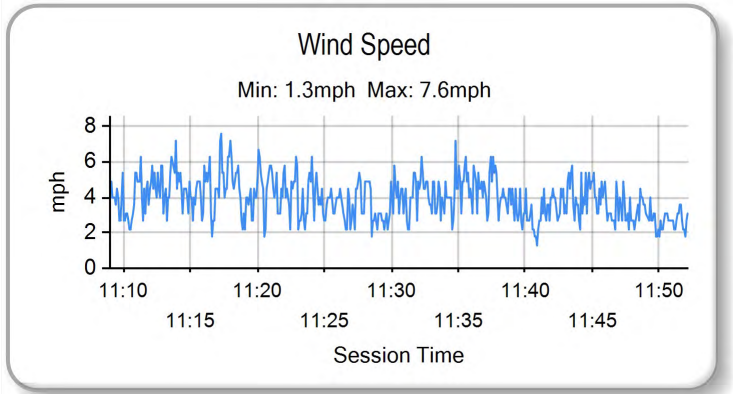
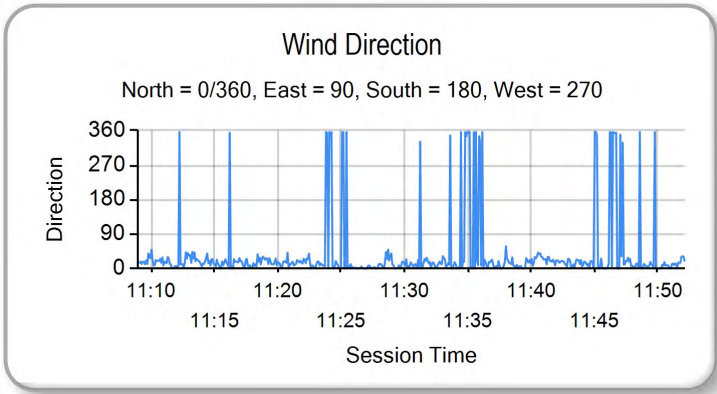
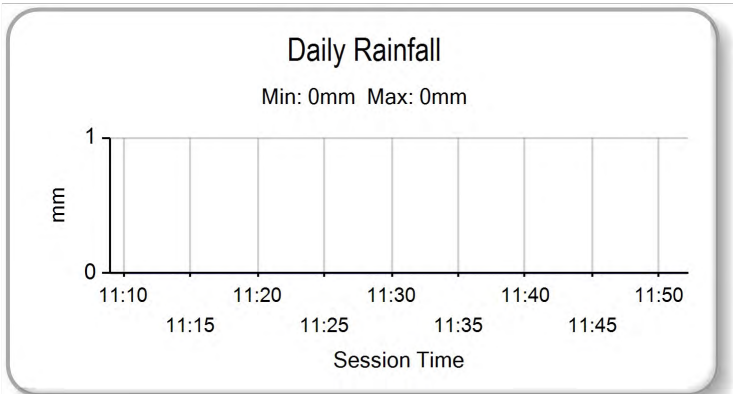
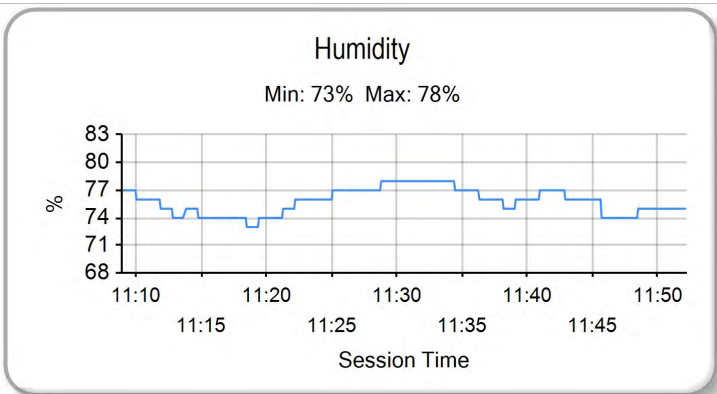
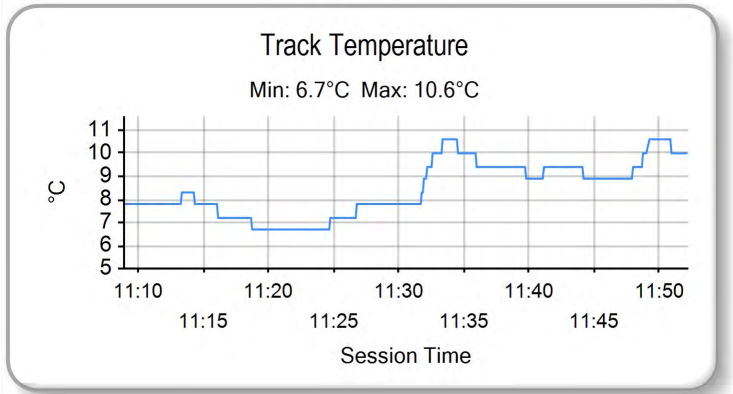
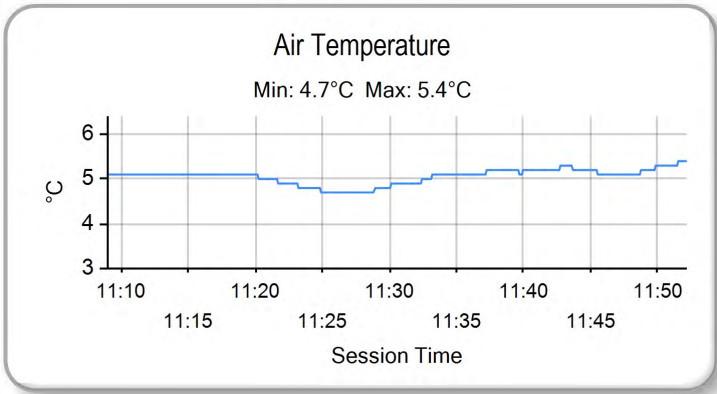
Donington Park GP
Circuit Length = 2.4873 miles
Start: 11:11 Flag 11:49 End: 11:52

Printed - 11:54 Tuesday, 20 March 2018

Test Day 01 - DP

Open 600cc

Test Session 2 - WEATHER CONDITIONS



Weather / Track : Drizzle / Damp

Results can be found at www.tsl-timing.com

Donington Park GP
Circuit Length = 2.4873 miles
Start: 11:11 Flag 11:49 End: 11:52

Printed - 11:54 Tuesday, 20 March 2018

Test Day 01 - DP

Open 600cc

Test Session 3 - CLASSIFICATION

POS	NO	CL	PIC NAME	ENTRY	TIME	ON	LAPS	GAP	DIFF	MPH
1	4	SPT	1 Jack KENNEDY	Yamaha - Integro Yamaha	1:33.780	16	17			95.48
2	61	SPT	2 Benjamin CURRIE	Kawasaki - Gearlink Kawasaki	1:34.188	14	15	0.408	0.408	95.07
3	3	SPT	3 James WESTMORELAND	Kawasaki - Gearlink Kawasaki	1:36.214	17	18	2.434	2.026	93.06
4	74	SPT	4 Joey THOMPSON	Kawasaki - Team ILR	1:36.304	17	18	2.524	0.090	92.98
5	18	SPT	5 Ross TWYMAN	Yamaha - EHA Racing	1:36.687	13	15	2.907	0.383	92.61
6	13	DUC	1 Rob GUIVER	Ducati - Ducati Romford / Hyside Racing	1:36.881	15	15	3.101	0.194	92.42
7	57	DUC	2 Levi DAY	Ducati - Boast Plumbing	1:37.027	15	16	3.247	0.146	92.28
8	64	SPT	6 Danny BOOTH	Yamaha - D B Racing	1:37.198	16	17	3.418	0.171	92.12
9	12	SPT	7 Bradley JONES	Yamaha - Integro Yamaha	1:37.260	16	17	3.480	0.062	92.06
10	52	SPT	8 Tommy PHILP	Yamaha - Draper Racing	1:37.731	13	14	3.951	0.471	91.62
11	20	SPT	9 Tom OLIVER	Yamaha - SGR Racing	1:37.770	13	14	3.990	0.039	91.58
12	35	SPT	10 Sam WILFORD	Yamaha - IDWe Racing	1:37.805	9	12	4.025	0.035	91.55
13	10	STK6	1 Joe SHELDON-SHAW	Kawasaki - Via Moto Racing	1:38.347	17	18	4.567	0.542	91.04
14	26	DUC	3 Josh WAINWRIGHT	Ducati - Boast Plumbing	1:38.404	10	11	4.624	0.057	90.99
15	21	DUC	4 Mark CHEETHAM	Ducati - Highsparks Motorsport	1:38.597	13	14	4.817	0.193	90.81
16	41	STK6	2 Milo WARD	Kawasaki - Milo Ward Racing	1:38.717	10	12	4.937	0.120	90.70
17	95	SPT	11 David ALLINGHAM	Yamaha - EHA Racing	1:38.829	12	15	5.049	0.112	90.60
18	65	GP2	1 Josh OWENS	Kalex - RS Racing	1:38.952	16	19	5.172	0.123	90.49
19	7	SPT	12 Richard KERR	Triumph - Campbell Motor Sport	1:39.546	15	19	5.766	0.594	89.95
20	77	STK6	3 Matty WHELAN	MV Agusta - Blueline Bennetts MV Agusta	1:39.623	16	18	5.843	0.077	89.88
21	5	DUC	5 Sam MIDDLEMAS	Ducati - Salus Approved Inspectors / Albany Shed Co	1:39.764	12	15	5.984	0.141	89.75
22	64	DUC	6 Michael TUSTIN	Ducati - TeamMTR Ducati Oxford	1:40.325	21	21	6.545	0.561	89.25
23	15	DUC	7 Jon WAGHORN	Ducati - JW Smart Services Ltd / Laguna Motorcycles	1:40.381	8	11	6.601	0.056	89.20
24	74	DUC	8 Joe MORPHETT	Ducati - ASJ Racing	1:40.455	8	11	6.675	0.074	89.13
25	5	STK6	4 Aaron CLARKE	Yamaha - Draper Racing	1:40.553	15	17	6.773	0.098	89.05
26	26	STK6	5 Adam HARTGROVE	Yamaha - Adam Hartgrove Racing	1:40.624	8	18	6.844	0.071	88.98
27	6	DUC	9 Sam COVENTRY	Ducati -	1:40.791	14	15	7.011	0.167	88.84
28	66	STK6	6 Cameron FRASER	Yamaha - Jones Dorling Racing	1:40.846	15	16	7.066	0.055	88.79
29	12	DUC	10 Jordon GILL	Ducati - Highsparks Motorsport	1:41.065	16	17	7.285	0.219	88.60
30	3	STK6	7 Mark CLAYTON	Yamaha - KSM Racing	1:41.598	18	19	7.818	0.533	88.13
31	48	DUC	11 Nicky WILSON	Ducati - Nicky Wilson Racing	1:41.608	17	19	7.828	0.010	88.12
32	2	STK6	8 TJ TOMS	Kawasaki - Squidge Racing	1:41.636	14	16	7.856	0.028	88.10
33	42	DUC	12 Craig CURRIE	Ducati - Zoek Racing Team	1:41.810	10	10	8.030	0.174	87.95
34	32	STK6	9 Mark PIPER	Yamaha - Pied Piper Racing	1:41.924	17	18	8.144	0.114	87.85
35	15	GP2	2 Eugene McMANUS	Suter - RS Racing	1:42.589	17	18	8.809	0.665	87.28
36	50	DUC	13 Matt STEVENS	Ducati - Tech 5 Racing	1:42.817	17	18	9.037	0.228	87.09
37	41	SPT	13 Robert KENNEDY	Yamaha -	1:42.969	5	5	9.189	0.152	86.96
38	80	SPT	14 Dan STAMPER	Yamaha - Allied Motorsport	1:43.651	4	5	9.871	0.682	86.39
39	10	DUC	14 Sean NEARY	Ducati - Zoek Racing Team	1:43.779	3	4	9.999	0.128	86.28
40	42	STK6	10 Sam HOLME	Yamaha - Everquip Racing	1:44.889	7	8	11.109	1.110	85.37
41	8	DUC	15 Richard SPENCER-FLEET	Ducati - RSF Racing	1:45.336	11	16	11.556	0.447	85.00
42	69	DUC	16 Danny HUSKINSON	Ducati - AOR / YESSS Electrical Racing	1:48.660	3	12	14.880	3.324	82.40
43	19	STK6	11 James ALDERSON	Triumph - R Alderson & Sons Racing	1:49.776	11	12	15.996	1.116	81.57
44	58	STK6	12 Cameron LEE	Yamaha - Allied Motorsport			3			
45	27	DUC	17 Taryn SKINNER	Ducati - Highsparks Motorsport			2			

Weather / Track : Cloudy / Dry

Donington Park GP
Circuit Length = 2.4873 miles
Start: 13:45 Flag 14:25 End: 14:27

Results can be found at www.britishsuperbike.com

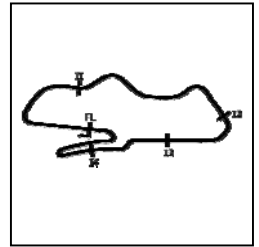
Printed - 14:27 Tuesday, 20 March 2018



Test Day 01 - DP

Open 600cc

Test Session 3 - SECTOR ANALYSIS



SECTOR 1 = FL to I1, SECTOR 2 = I1 to I2, SECTOR 3 = I2 to I3, SECTOR 4 = I3 to I4, SECTOR 5 = I4 to FL, DIFF = Difference To Personal Best Lap, P = Crossed Finish Line in Pit Lane, D = Time Disallowed

P1		4 SPT		Jack KENNEDY		Yamaha - Integro Yamaha						
IDEAL LAP TIME : 1:33.661		BEST LAP TIME : 1:33.780		DIFFERENCE : 0.119								
LAP	SECTOR 1	SECTOR 2	SECTOR 3	SECTOR 4	SECTOR 5	LAP TIME	MPH	DIFF	TIME OF DAY			
1-	OUTLAP	89.7	29.286	12.761	142.7	12.532	26.170	107.8		13:48:08.817		
2-	21.507	95.8	27.443	12.404	144.6	11.986	26.335	110.1	1:39.675	89.83	5.895	13:49:48.492
3-	20.778	112.0	26.587	12.227	144.6	11.988	25.100	109.4	1:36.680	92.61	2.900	13:51:25.172
4-	20.620	111.8	26.189	12.272	144.3	11.815	24.974	110.1	1:35.870	93.40	2.090	13:53:01.042
5-	20.487	115.5	25.969	12.272	144.6	11.724	24.719	110.5	1:35.171	94.08	1.391	13:54:36.213
6-	21.419	98.9	27.941	12.499	133.6	13.229	IN PIT		1:42.352	P 87.48	8.572	13:56:18.565
7-	OUTLAP	95.3	28.261	12.375	139.5	12.428	25.057	109.6	7:41.756	19.39	6:07.976	14:04:00.321
8-	20.447	113.1	26.041	12.162	144.3	11.710	24.840	110.0	1:35.200	94.05	1.420	14:05:35.521
9-	20.232	116.7	25.391	12.316	144.9	11.729	24.657	110.0	1:34.325	94.93	0.545	14:07:09.846
10-	20.186	114.7	25.731	12.099	146.2	11.568	24.869	109.4	1:34.453	94.80	0.673	14:08:44.299
11-	20.161	117.9	25.509	12.095	143.0	11.582	24.707	110.3	1:34.054	(2) 95.20	0.274	14:10:18.353
12-	20.387	114.5	26.673	12.424	141.8	12.908	IN PIT		1:39.863	P 89.66	6.083	14:11:58.216
13-	OUTLAP	107.0	27.689	12.504	140.6	12.066	26.803	109.1	7:50.695	19.02	6:16.915	14:19:48.911
14-	20.179	118.3	25.539	12.223	143.3	11.680	24.574	110.3	1:34.195	(3) 95.06	0.415	14:21:23.106
15-	20.389	118.1	25.536	12.162	143.3	11.712	24.653	110.0	1:34.452	94.80	0.672	14:22:57.558
16-	20.048	118.9	25.407	12.174	144.3	11.592	24.559	111.1	1:33.780	(1) 95.48		14:24:31.338
17-	20.279	120.0	25.462	12.170	145.2	11.885	25.148	105.8	1:34.944	94.31	1.164	14:26:06.282

P2		61 SPT		Benjamin CURRIE		Kawasaki - Gearlink Kawasaki						
IDEAL LAP TIME : 1:33.928		BEST LAP TIME : 1:34.188		DIFFERENCE : 0.260								
LAP	SECTOR 1	SECTOR 2	SECTOR 3	SECTOR 4	SECTOR 5	LAP TIME	MPH	DIFF	TIME OF DAY			
1-	OUTLAP	91.9	30.277	12.960	143.3	12.268	25.936	108.5				13:48:02.601
2-	21.304	100.0	27.404	12.476	144.3	11.888	25.493	108.9	1:38.565	90.84	4.377	13:49:41.166
3-	20.843	102.9	26.606	12.347	144.6	11.705	25.389	109.8	1:36.890	92.41	2.702	13:51:18.056
4-	20.679	105.0	26.356	12.274	144.9	11.729	24.964	109.4	1:36.002	93.27	1.814	13:52:54.058
5-	20.660	106.3	26.261	12.236	145.8	12.357	25.008	110.3	1:36.522	92.77	2.334	13:54:30.580
6-	21.080	102.4	26.356	12.154	146.8	13.151	IN PIT		1:40.685	P 88.93	6.497	13:56:11.265
7-	OUTLAP	94.1	27.302	12.313	144.9	11.920	25.782	110.5	9:55.384	15.03	8:21.196	14:06:06.649
8-	20.862	104.3	26.558	12.209	145.8	11.663	24.760	110.3	1:36.052	93.22	1.864	14:07:42.701
9-	20.369	108.4	26.224	12.230	147.4	11.960	24.597	110.1	1:35.380	93.88	1.192	14:09:18.081
10-	20.312	110.1	25.626	12.015	147.4	11.750	24.719	111.6	1:34.422	(3) 94.83	0.234	14:10:52.503
11-	20.416	108.4	25.777	12.278	143.7	11.656	24.802	110.0	1:34.929	94.32	0.741	14:12:27.432
12-	20.264	106.8	25.610	12.160	144.0	11.540	24.623	110.1	1:34.197	(2) 95.06	0.009	14:14:01.629
13-	20.317	109.4	25.607	12.143	144.6	11.675	24.760	109.8	1:34.502	94.75	0.314	14:15:36.131
14-	20.210	109.4	25.702	12.148	145.2	11.499	24.629	111.1	1:34.188	(1) 95.07		14:17:10.319
15-	21.251	81.3	29.517	13.006	138.0	12.228	IN PIT		1:42.725	P 87.16	8.537	14:18:53.044

P3		3 SPT		James WESTMORELAND		Kawasaki - Gearlink Kawasaki						
IDEAL LAP TIME : 1:36.209		BEST LAP TIME : 1:36.214		DIFFERENCE : 0.005								
LAP	SECTOR 1	SECTOR 2	SECTOR 3	SECTOR 4	SECTOR 5	LAP TIME	MPH	DIFF	TIME OF DAY			
1-	OUTLAP	78.6	32.251	13.993	136.6	14.282	28.722	104.3				13:48:55.599
2-	23.200	91.3	29.032	13.146	143.7	12.807	26.969	107.0	1:45.154	85.15	8.940	13:50:40.753
3-	22.262	97.2	28.238	12.883	144.0	12.450	26.687	109.8	1:42.520	87.34	6.306	13:52:23.273
4-	22.300	98.3	27.205	12.625	141.5	12.343	25.827	109.4	1:40.300	89.27	4.086	13:54:03.573
5-	21.482	100.0	27.338	12.988	144.3	12.229	25.995	109.1	1:40.032	89.51	3.818	13:55:43.605
6-	21.350	101.0	27.004	12.696	144.6	12.173	26.121	108.5	1:39.344	90.13	3.130	13:57:22.949
7-	21.329	101.3	27.038	12.719	144.3	12.224	25.907	109.4	1:39.217	90.25	3.003	13:59:02.166
8-	23.307	96.9	29.292	13.197	142.1	12.888	IN PIT		1:45.159	P 85.15	8.945	14:00:47.325
9-	OUTLAP	93.3	28.201	12.837	144.0	12.449	26.390	108.0	8:02.431	18.56	6:26.217	14:08:49.756
10-	21.275	104.6	26.941	12.652	144.0	12.147	25.754	108.4	1:38.769	90.66	2.555	14:10:28.525
11-	20.901	105.3	26.544	12.564	145.2	11.942	25.708	109.8	1:37.659	91.69	1.445	14:12:06.184
12-	20.838	107.0	26.540	12.492	144.9	11.959	25.482	110.0	1:37.311	92.01	1.097	14:13:43.495
13-	21.584	104.0	28.702	12.775	145.2	11.986	25.744	110.0	1:40.791	88.84	4.577	14:15:24.286
14-	20.737	108.2	26.263	12.494	144.9	11.793	25.407	110.0	1:36.694	(2) 92.60	0.480	14:17:00.980
15-	22.840	96.8	28.784	13.130	142.4	12.150	25.537	109.6	1:42.441	87.41	6.227	14:18:43.421
16-	20.763	109.1	26.251	12.434	145.2	11.840	25.834	111.1	1:37.122	(3) 92.19	0.908	14:20:20.543
17-	20.590	109.4	26.128	12.439	145.8	11.758	25.299	109.1	1:36.214	(1) 93.06		14:21:56.757
18-	22.453	98.1	28.194	12.966	143.0	12.634	IN PIT		1:42.966	P 86.96	6.752	14:23:39.723

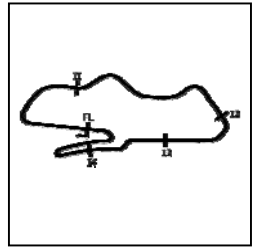
Weather / Track : Cloudy / Dry

Donington Park GP
Circuit Length = 2.4873 miles
Start: 13:45 Flag 14:25 End: 14:27

Test Day 01 - DP

Open 600cc

Test Session 3 - SECTOR ANALYSIS



SECTOR 1 = FL to I1, SECTOR 2 = I1 to I2, SECTOR 3 = I2 to I3, SECTOR 4 = I3 to I4, SECTOR 5 = I4 to FL, DIFF = Difference To Personal Best Lap, P = Crossed Finish Line in Pit Lane, D = Time Disallowed

P10 52 SPT Tommy PHILP		Yamaha - Draper Racing											
IDEAL LAP TIME : 1:37.583		BEST LAP TIME : 1:37.731					DIFFERENCE : 0.148						
LAP	SECTOR 1	SECTOR 2	SECTOR 3	SECTOR 4	SECTOR 5	LAP TIME	MPH	DIFF	TIME OF DAY				
1-	OUTLAP	92.1	31.424	13.898	130.8	15.741	33.392	106.1			13:48:28.998		
2-	22.104	106.5	28.802	13.307	138.3	13.110	27.257	107.5	1:44.580	85.62	6.849	13:50:13.578	
3-	21.553	110.9	28.048	12.843	143.0	12.718		IN PIT	1:44.155	P	85.97	6.424	13:51:57.733
4-	OUTLAP	103.5	29.528	15.676	88.3	15.559	33.172	93.2	2:15.979	65.85	38.248	13:54:13.712	
5-	23.187	110.1	27.844	12.743	141.8	13.430	26.554	109.2	1:43.758	86.30	6.027	13:55:57.470	
6-	21.128	113.5	27.169	12.735	141.5	12.579		IN PIT	1:40.836	P	88.80	3.105	13:57:38.306
7-	OUTLAP	105.1	27.572	12.787	143.0	12.387	26.132	108.9	2:41.878	55.31	1:04.147	14:00:20.184	
8-	21.094	115.5	26.810	12.622	144.3	12.310	26.007	109.2	1:38.843	(3)	90.59	1.112	14:01:59.027
9-	21.008	116.1	26.821	12.579	144.6	12.336	26.000	110.1	1:38.744	(2)	90.68	1.013	14:03:37.771
10-	22.843	109.8	27.410	12.677	144.3	13.500		IN PIT	1:44.725	P	85.50	6.994	14:05:22.496
11-	OUTLAP	96.1	30.457	14.230	115.7	14.403	32.468	108.5	3:35.319	41.58	1:57.588	14:08:57.815	
12-	21.309	109.8	26.922	12.532	145.2	12.284	26.009	108.9	1:39.056	90.39	1.325	14:10:36.871	
13-	20.961	115.3	26.387	12.373	145.5	12.160	25.850	110.9	1:37.731	(1)	91.62		14:12:14.602
14-	21.561	105.3	27.822	12.485	146.2	12.012		IN PIT	2:05.100	P	71.57	27.369	14:14:19.702

P11 20 SPT Tom OLIVER		Yamaha - SGR Racing											
IDEAL LAP TIME : 1:37.748		BEST LAP TIME : 1:37.770					DIFFERENCE : 0.022						
LAP	SECTOR 1	SECTOR 2	SECTOR 3	SECTOR 4	SECTOR 5	LAP TIME	MPH	DIFF	TIME OF DAY				
1-	OUTLAP	85.1	31.986	13.558	136.3	13.366	27.940	107.3					13:50:54.282
2-	22.065	94.9	28.340	12.720	141.8	12.787	26.782	108.4	1:42.694	87.19	4.924	13:52:36.976	
3-	22.013	95.1	28.487	12.819	145.5	12.978	26.786	108.2	1:43.083	86.86	5.313	13:54:20.059	
4-	21.516	98.6	27.829	12.817	143.3	12.731	27.031	108.4	1:41.924	87.85	4.154	13:56:01.983	
5-	21.771	96.2	27.738	12.669	142.4	12.506	26.449	108.7	1:41.133	88.54	3.363	13:57:43.116	
6-	21.402	98.5	27.439	12.688	143.0	12.283	26.179	108.4	1:39.991	89.55	2.221	13:59:23.107	
7-	21.510	98.2	29.726	13.704	124.2	13.847		IN PIT	1:46.241	P	84.28	8.471	14:01:09.348
8-	OUTLAP	90.1	29.279	13.062	143.7	12.817	26.551	107.8	11:45.354	12.69	10:07.584	14:12:54.702	
9-	21.634	96.5	27.834	12.876	141.8	12.408	26.016	108.0	1:40.768	88.86	2.998	14:14:35.470	
10-	21.491	99.8	27.396	12.786	142.4	12.219	25.797	108.5	1:39.689	89.82	1.919	14:16:15.159	
11-	21.505	98.9	27.018	12.652	142.7	12.265	25.746	109.1	1:39.186	(3)	90.27	1.416	14:17:54.345
12-	21.399	100.9	27.034	12.561	143.3	12.042	25.831	108.9	1:38.867	(2)	90.57	1.097	14:19:33.212
13-	21.175	101.5	26.638	12.551	142.4	12.064	25.342	109.2	1:37.770	(1)	91.58		14:21:10.982
14-	22.131	96.5	29.478	13.484	125.2	13.885		IN PIT	1:46.400	P	84.15	8.630	14:22:57.382

P12 35 SPT Sam WILFORD		Yamaha - IDWe Racing											
IDEAL LAP TIME : 1:37.805		BEST LAP TIME : 1:37.805					DIFFERENCE : 0.000						
LAP	SECTOR 1	SECTOR 2	SECTOR 3	SECTOR 4	SECTOR 5	LAP TIME	MPH	DIFF	TIME OF DAY				
1-	OUTLAP	87.3	31.065	13.605	135.5	14.265	30.879	107.0					13:51:16.333
2-	23.618	95.4	29.709	14.233	120.4	13.693		IN PIT	1:49.965	P	81.43	12.160	13:53:06.298
3-	OUTLAP	97.5	28.894	12.954	138.0	12.934	26.764	108.9	10:59.615	13.57	9:21.810	14:04:05.913	
4-	22.269	101.5	28.229	12.627	144.3	12.499	27.101	106.6	1:42.725	87.16	4.920	14:05:48.638	
5-	22.068	103.5	28.559	12.786	143.0	12.621	26.905	107.8	1:42.939	86.98	5.134	14:07:31.577	
6-	21.883	103.7	27.779	12.647	142.1	12.334	26.387	109.8	1:41.030	88.63	3.225	14:09:12.607	
7-	21.359	104.6	27.594	12.531	144.0	12.247	26.067	110.3	1:39.798	89.72	1.993	14:10:52.405	
8-	21.247	105.6	27.432	12.326	143.0	12.144	25.748	111.6	1:38.897	(3)	90.54	1.092	14:12:31.302
9-	21.041	106.5	26.749	12.316	144.6	12.101	25.598	110.3	1:37.805	(1)	91.55		14:14:09.107
10-	21.134	107.3	26.981	12.446	144.3	12.401		IN PIT	1:38.808	P	90.62	1.003	14:15:47.915
11-	OUTLAP	102.9	27.552	12.451	143.0	12.221	26.027	110.5	2:34.345	58.01	56.540	14:18:22.260	
12-	21.227	106.0	27.330	12.380	145.5	12.111	25.633	110.3	1:38.681	(2)	90.74	0.876	14:20:00.941

P13 10 STK6 Joe SHELDON-SHAW		Kawasaki - Via Moto Racing											
IDEAL LAP TIME : 1:38.271		BEST LAP TIME : 1:38.347					DIFFERENCE : 0.076						
LAP	SECTOR 1	SECTOR 2	SECTOR 3	SECTOR 4	SECTOR 5	LAP TIME	MPH	DIFF	TIME OF DAY				
1-	OUTLAP	87.7	29.370	13.290	137.2	13.566	27.046	105.3					13:48:53.047
2-	22.045	93.5	29.092	13.406	138.9	12.992	27.016	106.5	1:44.551	85.64	6.204	13:50:37.598	
3-	22.167	95.5	28.214	12.743	140.3	12.439	26.804	105.1	1:42.367	87.47	4.020	13:52:19.965	
4-	21.819	99.2	28.100	12.725	138.9	12.324	26.222	105.1	1:41.190	88.49	2.843	13:54:01.155	
5-	22.755	83.8	29.238	12.778	140.6	12.828		IN PIT	1:47.400	P	83.37	9.053	13:55:48.555

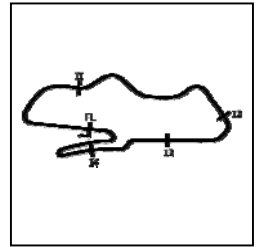
Weather / Track : Cloudy / Dry

Donington Park GP
Circuit Length = 2.4873 miles
Start: 13:45 Flag 14:25 End: 14:27

Test Day 01 - DP

Open 600cc

Test Session 3 - SECTOR ANALYSIS



SECTOR 1 = FL to I1, SECTOR 2 = I1 to I2, SECTOR 3 = I2 to I3, SECTOR 4 = I3 to I4, SECTOR 5 = I4 to FL, DIFF = Difference To Personal Best Lap, P = Crossed Finish Line in Pit Lane, D = Time Disallowed

P35		15 GP2		Eugene McMANUS		Suter - RS Racing							
IDEAL LAP TIME : 1:42.172		BEST LAP TIME : 1:42.589		DIFFERENCE : 0.417									
LAP	SECTOR 1	SECTOR 2	SECTOR 3	SECTOR 4	SECTOR 5	LAP TIME	MPH	DIFF	TIME OF DAY				
1-	OUTLAP	95.7	31.314	14.100	137.2	13.959	29.138	105.8		13:49:50.404			
2-	22.626	97.3	30.079	13.906	130.8	13.520	28.619	106.0	1:48.750	82.33	6.161	13:51:39.154	
3-	22.343	100.6	29.356	13.679	140.6	13.402	29.066	107.3	1:47.846	83.03	5.257	13:53:27.000	
4-	22.520	99.1	30.353	13.594	134.4	14.619	IN PIT		1:51.453	P	80.34	8.864	13:55:18.453
5-	OUTLAP	100.4	30.015	13.816	138.9	13.484	28.188	106.5	3:27.926	43.06	1:45.337	13:58:46.379	
6-	22.627	98.6	28.889	13.625	144.3	13.020	27.849	106.8	1:46.010	84.46	3.421	14:00:32.389	
7-	23.955	101.8	29.284	13.728	140.9	13.383	27.963	105.6	1:48.313	82.67	5.724	14:02:20.702	
8-	22.754	104.6	29.146	13.437	143.0	12.974	28.136	103.4	1:46.447	84.12	3.858	14:04:07.149	
9-	22.863	100.9	29.205	13.534	142.7	13.079	27.581	106.8	1:46.262	84.26	3.673	14:05:53.411	
10-	22.873	100.9	28.925	13.940	140.3	13.043	IN PIT		1:46.130	P	84.37	3.541	14:07:39.541
11-	OUTLAP	103.8	29.955	13.775	141.2	13.277	27.864	105.1	6:02.809	24.68	4:20.220	14:13:42.350	
12-	22.389	105.6	29.315	13.417	144.9	12.845	27.341	105.0	1:45.307	85.03	2.718	14:15:27.657	
13-	22.309	104.6	28.486	13.190	144.9	12.625	27.483	106.1	1:44.093	(2)	86.02	1.504	14:17:11.750
14-	22.091	102.9	28.570	13.305	144.9	12.775	27.678	102.4	1:44.419	(3)	85.75	1.830	14:18:56.169
15-	23.154	109.8	28.745	13.312	145.2	12.668	27.664	106.3	1:45.543	84.84	2.954	14:20:41.712	
16-	22.199	107.2	28.446	13.142	145.5	12.785	30.357	108.9	1:46.929	83.74	4.340	14:22:28.641	
17-	21.892	111.6	27.958	13.134	144.9	12.556	27.049	107.3	1:42.589	(1)	87.28		14:24:11.230
18-	22.012	110.0	28.664	13.087	144.0	12.186	IN PIT		1:50.477	P	81.05	7.888	14:26:01.707

P36		50 DUC		Matt STEVENS		Ducati - Tech 5 Racing							
IDEAL LAP TIME : 1:42.317		BEST LAP TIME : 1:42.817		DIFFERENCE : 0.500									
LAP	SECTOR 1	SECTOR 2	SECTOR 3	SECTOR 4	SECTOR 5	LAP TIME	MPH	DIFF	TIME OF DAY				
1-	OUTLAP	95.1	29.154	13.447	133.9	13.629	27.314	104.3				13:49:18.396	
2-	22.555	100.3	28.229	13.128	136.1	13.346	26.915	105.0	1:44.173	85.95	1.356	13:51:02.569	
3-	22.228	103.0	28.563	13.113	133.9	13.349	26.848	106.0	1:44.101	86.01	1.284	13:52:46.670	
4-	23.116	96.9	29.079	13.337	135.2	13.504	27.124	104.0	1:46.160	84.34	3.343	13:54:32.830	
5-	22.703	100.7	29.015	13.207	134.4	13.343	26.891	105.0	1:45.159	85.15	2.342	13:56:17.989	
6-	22.448	104.5	28.611	13.142	133.6	13.336	27.120	104.8	1:44.657	85.56	1.840	13:58:02.646	
7-	22.460	96.6	29.842	13.350	134.7	13.284	IN PIT		1:46.204	P	84.31	3.387	13:59:48.850
8-	OUTLAP	103.4	29.020	13.383	138.3	13.605	27.179	105.5	3:04.629	48.49	1:21.812	14:02:53.479	
9-	22.534	100.0	28.878	13.195	137.2	13.201	26.805	103.8	1:44.613	85.59	1.796	14:04:38.092	
10-	22.156	103.4	28.797	13.337	135.8	13.287	27.066	102.9	1:44.643	85.57	1.826	14:06:22.735	
11-	22.744	95.5	29.606	13.334	137.2	13.111	26.976	106.0	1:45.771	84.65	2.954	14:08:08.506	
12-	22.371	104.6	28.352	13.065	138.6	13.550	27.196	104.0	1:44.534	85.66	1.717	14:09:53.040	
13-	23.286	94.1	28.488	13.112	139.2	13.004	26.575	105.6	1:44.465	85.71	1.648	14:11:37.505	
14-	22.198	100.9	28.215	13.214	132.8	13.347	26.742	105.5	1:43.716	86.33	0.899	14:13:21.221	
15-	21.957	104.8	28.351	13.181	139.8	12.916	26.675	105.3	1:43.080	(3)	86.86	0.263	14:15:04.301
16-	21.913	105.8	28.375	13.192	139.2	12.865	26.562	106.0	1:42.907	(2)	87.01	0.090	14:16:47.208
17-	22.177	102.2	27.926	13.160	138.3	12.851	26.703	104.6	1:42.817	(1)	87.09		14:18:30.025
18-	22.140	107.2	28.624	13.639	136.6	13.017	IN PIT		1:46.375	P	84.17	3.558	14:20:16.400

P37		41 SPT		Robert KENNEDY		Yamaha -							
IDEAL LAP TIME : 1:41.693		BEST LAP TIME : 1:42.969		DIFFERENCE : 1.276									
LAP	SECTOR 1	SECTOR 2	SECTOR 3	SECTOR 4	SECTOR 5	LAP TIME	MPH	DIFF	TIME OF DAY				
1-	OUTLAP	88.4	31.765	13.556	129.3	13.549	29.367	103.5				13:49:05.281	
2-	22.803	97.3	29.496	12.992	143.0	12.725	27.679	107.2	1:45.695	84.71	2.726	13:50:50.976	
3-	22.064	107.3	28.317	12.775	142.1	12.652	27.615	108.7	1:43.423	(2)	86.58	0.454	13:52:34.399
4-	21.744	105.8	29.075	12.820	128.0	13.811	26.790	106.3	1:44.240	(3)	85.90	1.271	13:54:18.639
5-	21.786	102.7	28.483	12.627	144.6	12.608	27.465	107.8	1:42.969	(1)	86.96		13:56:01.608

P38		80 SPT		Dan STAMPER		Yamaha - Allied Motorsport							
IDEAL LAP TIME : 1:42.983		BEST LAP TIME : 1:43.651		DIFFERENCE : 0.668									
LAP	SECTOR 1	SECTOR 2	SECTOR 3	SECTOR 4	SECTOR 5	LAP TIME	MPH	DIFF	TIME OF DAY				
1-	OUTLAP	78.9	33.208	14.144	132.3	14.606	29.527	102.7				13:56:24.465	
2-	23.652	95.0	29.122	13.402	136.1	13.550	28.099	104.5	1:47.825	(3)	83.04	4.174	13:58:12.290
3-	22.804	98.1	28.965	13.455	136.6	13.283	27.106	105.1	1:45.613	(2)	84.78	1.962	13:59:57.903
4-	22.243	102.6	28.212	13.284	137.5	12.901	27.011	106.0	1:43.651	(1)	86.39		14:01:41.554

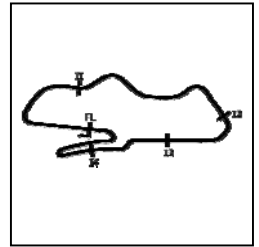
Weather / Track : Cloudy / Dry

Donington Park GP
Circuit Length = 2.4873 miles
Start: 13:45 Flag 14:25 End: 14:27

Test Day 01 - DP

Open 600cc

Test Session 3 - SECTOR ANALYSIS



SECTOR 1 = FL to I1, SECTOR 2 = I1 to I2, SECTOR 3 = I2 to I3, SECTOR 4 = I3 to I4, SECTOR 5 = I4 to FL, DIFF = Difference To Personal Best Lap, P = Crossed Finish Line in Pit Lane, D = Time Disallowed
 5- 22.301 100.6 **27.845** **12.983** **138.9** 12.931 IN PIT 1:45.812 P 84.62 2.161 14:03:27.366

P39 10 DUC Sean NEARY		Ducati - Zoek Racing Team										
IDEAL LAP TIME : 1:43.299		BEST LAP TIME : 1:43.779		DIFFERENCE : 0.480								
LAP	SECTOR 1	SECTOR 2	SECTOR 3	SECTOR 4	SECTOR 5	LAP TIME	MPH	DIFF	TIME OF DAY			
1-	OUTLAP	79.3	32.793	13.749	137.5	13.644	28.491	103.5		14:02:33.666		
2-	23.145	93.8	29.543	13.287	138.6	12.928	27.053	106.0	1:45.956 (2)	84.51	2.177	14:04:19.622
3-	22.170	97.1	28.451	13.284	138.9	12.932	26.942	106.8	1:43.779 (1)	86.28		14:06:03.401
4-	27.970	99.8	29.134	13.008	138.3	13.621	IN PIT		1:45.686 P	84.72	1.907	14:07:49.087

P40 42 STK6 Sam HOLME		Yamaha - Everquip Racing										
IDEAL LAP TIME : 1:44.635		BEST LAP TIME : 1:44.889		DIFFERENCE : 0.254								
LAP	SECTOR 1	SECTOR 2	SECTOR 3	SECTOR 4	SECTOR 5	LAP TIME	MPH	DIFF	TIME OF DAY			
1-	OUTLAP	87.7	31.616	14.135	132.8	14.017	29.349	98.2				13:48:58.546
2-	23.215	98.5	29.355	13.543	134.7	13.543	28.426	101.9	1:48.082	82.84	3.193	13:50:46.628
3-	22.888	96.8	28.714	13.354	131.3	13.821	28.872	103.0	1:47.649 (3)	83.18	2.760	13:52:34.277
4-	22.573	99.7	29.618	13.494	132.3	14.078	28.294	102.7	1:48.057	82.86	3.168	13:54:22.334
5-	22.923	93.4	29.440	13.287	128.0	13.777	28.291	101.8	1:47.718	83.12	2.829	13:56:10.052
6-	22.395	101.3	29.107	13.744	126.3	13.316	27.574	103.4	1:46.136 (2)	84.36	1.247	13:57:56.188
7-	22.458	103.8	28.394	13.281	134.4	13.218	27.538	102.4	1:44.889 (1)	85.37		13:59:41.077
8-	22.520	96.8	28.508	13.133	133.4	13.175	IN PIT		1:45.606 P	84.79	0.717	14:01:26.683

P41 8 DUC Richard SPENCER-FLEET		Ducati - RSF Racing										
IDEAL LAP TIME : 1:44.166		BEST LAP TIME : 1:45.336		DIFFERENCE : 1.170								
LAP	SECTOR 1	SECTOR 2	SECTOR 3	SECTOR 4	SECTOR 5	LAP TIME	MPH	DIFF	TIME OF DAY			
1-	OUTLAP	80.3	32.218	13.984	123.8	14.124	29.327	105.0				13:49:08.697
2-	23.554	90.9	29.644	13.549	126.3	14.201	28.447	109.4	1:49.395	81.85	4.059	13:50:58.092
3-	23.161	97.8	29.913	13.577	121.7	13.781	27.862	108.5	1:48.294	82.68	2.958	13:52:46.386
4-	23.298	94.2	29.748	13.222	124.2	13.741	27.571	108.4	1:47.580	83.23	2.244	13:54:33.966
5-	23.495	96.2	29.263	13.554	128.3	14.496	27.741	108.9	1:48.549	82.49	3.213	13:56:22.515
6-	23.372	98.3	29.177	13.398	125.6	13.634	28.499	107.2	1:48.080	82.85	2.744	13:58:10.595
7-	23.685	91.1	29.564	13.535	121.7	13.739	28.067	109.6	1:48.590	82.46	3.254	13:59:59.185
8-	23.519	90.4	29.822	13.713	119.4	14.807	IN PIT		1:52.156 P	79.83	6.820	14:01:51.341
9-	OUTLAP	95.8	29.774	13.731	123.5	13.820	IN PIT		3:40.990 P	40.51	1:55.654	14:05:32.331
10-	OUTLAP	92.9	29.979	13.307	129.3	13.314	27.420	108.7	2:37.347	56.90	52.011	14:08:09.678
11-	22.869	101.8	28.491	13.052	132.1	13.378	27.546	108.2	1:45.336 (1)	85.00		14:09:55.014
12-	22.578	99.8	29.308	13.346	134.7	13.236	27.574	109.4	1:46.042 (2)	84.44	0.706	14:11:41.056
13-	22.988	99.7	28.944	13.189	133.4	13.459	27.869	109.8	1:46.449 (3)	84.11	1.113	14:13:27.505
14-	22.800	100.4	28.300	13.047	128.0	13.315	IN PIT		1:46.366 P	84.18	1.030	14:15:13.871
15-	OUTLAP	100.1	28.998	13.319	133.6	13.277	27.005	110.0	3:19.314	44.92	1:33.978	14:18:33.185
16-	22.750	104.2	29.494	13.250	133.4	13.343	IN PIT		1:50.000 P	81.40	4.664	14:20:23.185

P42 69 DUC Danny HUSKINSON		Ducati - AOR / YESSS Electrical Racing										
IDEAL LAP TIME : 1:48.171		BEST LAP TIME : 1:48.660		DIFFERENCE : 0.489								
LAP	SECTOR 1	SECTOR 2	SECTOR 3	SECTOR 4	SECTOR 5	LAP TIME	MPH	DIFF	TIME OF DAY			
1-	OUTLAP	70.6	34.326	14.118	117.9	14.387	28.936	105.6				13:48:50.450
2-	24.312	82.8	30.737	13.446	128.5	13.712	27.599	106.0	1:49.806 (3)	81.54	1.146	13:50:40.256
3-	23.401	90.4	30.561	13.595	129.8	13.720	27.383	105.0	1:48.660 (1)	82.40		13:52:28.916
4-	23.949	85.4	30.800	13.787	123.3	14.319	27.764	106.0	1:50.619	80.94	1.959	13:54:19.535
5-	25.209	83.8	31.228	13.563	129.3	13.920	28.202	105.8	1:52.122	79.86	3.462	13:56:11.657
6-	23.256	91.1	30.374	13.524	132.6	13.818	28.009	104.5	1:48.981 (2)	82.16	0.321	13:58:00.638
7-	24.352	88.0	30.682	13.835	123.8	14.193	IN PIT		1:50.122 P	81.31	1.462	13:59:50.760
8-	OUTLAP	79.8	31.830	13.993	115.9	14.506	29.599	102.2	3:14.050	46.14	1:25.390	14:03:04.810
9-	24.329	90.6	30.609	13.842	123.8	14.098	IN PIT		1:51.804 P	80.09	3.144	14:04:56.614
10-	OUTLAP	85.3	32.157	14.417	111.2	14.099	IN PIT		3:17.214 P	45.40	1:28.554	14:08:13.828
11-	OUTLAP	83.2	32.368	14.361	127.5	14.008	28.494	103.7	7:24.824	20.13	5:36.164	14:15:38.652
12-	24.547	87.7	30.750	14.190	120.9	14.001	IN PIT		1:51.276 P	80.47	2.616	14:17:29.928

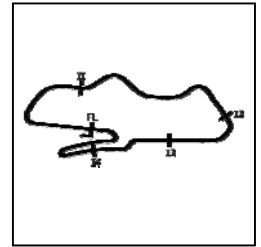
Weather / Track : Cloudy / Dry

Donington Park GP
 Circuit Length = 2.4873 miles
 Start: 13:45 Flag 14:25 End: 14:27

Test Day 01 - DP

Open 600cc

Test Session 3 - SECTOR ANALYSIS



SECTOR 1 = FL to I1, SECTOR 2 = I1 to I2, SECTOR 3 = I2 to I3, SECTOR 4 = I3 to I4, SECTOR 5 = I4 to FL, DIFF = Difference To Personal Best Lap, P = Crossed Finish Line in Pit Lane, D = Time Disallowed

P43		19 STK6		James ALDERSON		Triumph - R Alderson & Sons Racing						
IDEAL LAP TIME : 1:49.200		BEST LAP TIME : 1:49.776		DIFFERENCE : 0.576								
LAP	SECTOR 1	SECTOR 2	SECTOR 3	SECTOR 4	SECTOR 5	LAP TIME	MPH	DIFF	TIME OF DAY			
1-	OUTLAP	76.0	35.772	14.603	112.9	15.162	31.910	97.1		13:50:02.403		
2-	26.640	84.7	34.101	14.697	98.2	16.202	IN PIT		2:08.067 P	69.92	18.291	13:52:10.470
3-	OUTLAP	82.1	33.093	14.108	113.7	14.636	30.944	99.1	3:54.267	38.22	2:04.491	13:56:04.737
4-	24.742	91.9	31.859	14.186	107.0	14.355	29.934	99.8	1:55.076	77.81	5.300	13:57:59.813
5-	24.289	95.5	31.133	13.941	119.4	13.798	29.847	101.2	1:53.008	79.23	3.232	13:59:52.821
6-	24.210	95.5	30.798	13.896	122.6	13.879	IN PIT		1:54.969 P	77.88	5.193	14:01:47.790
7-	OUTLAP	90.1	32.167	13.923	129.8	13.876	29.452	100.7	4:13.894	35.26	2:24.118	14:06:01.684
8-	24.253	95.3	30.764	13.793	127.0	13.472	29.048	101.5	1:51.330	80.43	1.554	14:07:53.014
9-	23.670	99.2	30.351	13.739	134.2	13.557	28.994	101.2	1:50.311 (2)	81.17	0.535	14:09:43.325
10-	23.923	98.6	30.579	13.664	133.9	13.435	28.718	101.5	1:50.319 (3)	81.16	0.543	14:11:33.644
11-	23.319	97.2	30.133	13.621	126.6	13.678	29.025	101.6	1:49.776 (1)	81.57		14:13:23.420
12-	23.899	93.4	30.107	13.788	126.3	13.630	IN PIT		1:54.500 P	78.20	4.724	14:15:17.920

P44		58 STK6		Cameron LEE		Yamaha - Allied Motorsport						
IDEAL LAP TIME :		BEST LAP TIME :		DIFFERENCE :								
LAP	SECTOR 1	SECTOR 2	SECTOR 3	SECTOR 4	SECTOR 5	LAP TIME	MPH	DIFF	TIME OF DAY			
1-	OUTLAP	71.9	36.574	15.468	114.3	16.398	IN PIT		P			13:56:05.866
2-	OUTLAP	74.3	34.012	14.123	132.8	14.491	IN PIT		18:49.463 P	7.92		14:14:55.329
3-	OUTLAP	73.9	37.914	17.636	90.1	17.480	IN PIT		4:34.321 P	32.64		14:19:29.650

P45		27 DUC		Taryn SKINNER		Ducati - Highsparks Motorsport						
IDEAL LAP TIME :		BEST LAP TIME :		DIFFERENCE :								
LAP	SECTOR 1	SECTOR 2	SECTOR 3	SECTOR 4	SECTOR 5	LAP TIME	MPH	DIFF	TIME OF DAY			
1-	OUTLAP	88.7	30.739	13.511	137.5	13.414	IN PIT		P			13:51:08.714
2-	OUTLAP	57.7	41.682	17.532	99.1	18.777	IN PIT		3:41.943 P	40.34		13:54:50.657

Test Day 01 - DP

Open 600cc

Test Session 3 - BEST SPEEDS

POS	INTERMEDIATE 1			INTERMEDIATE 2			INTERMEDIATE 3			INTERMEDIATE 4			FINISH LINE		
	NO	NAME	MPH	NO	NAME	MPH	NO	NAME	MPH	NO	NAME	MPH	NO	NAME	MPH
1	4	KENNEDY	120.0				13	GUIVER	148.1				13	GUIVER	112.5
2	74	THOMPSON	116.1				61	CURRIE	147.4				61	CURRIE	111.6
3	52	PHILP	116.1				57	DAY	147.4				35	WILFORD	111.6
4	64	BOOTH	111.6				4	KENNEDY	146.2				65	OWENS	111.6
5	15	McMANUS	111.6				52	PHILP	146.2				4	KENNEDY	111.1
6	64	TUSTIN	111.1				3	WESTMORELAND	145.8				3	WESTMORELAND	111.1
7	26	HARTGROVE	110.9				74	THOMPSON	145.8				7	KERR	111.1
8	13	GUIVER	110.7				65	OWENS	145.8				52	PHILP	110.9
9	5	CLARKE	110.7				20	OLIVER	145.5				64	BOOTH	110.7
10	10	SHELDON-SHAW	110.5				35	WILFORD	145.5				5	MIDDLEMAS	110.5
11	65	OWENS	110.5				15	McMANUS	145.5				12	JONES	110.3
12	21	CHEETHAM	110.3				64	BOOTH	145.2				18	TWYMAN	110.1
13	61	CURRIE	110.1				18	TWYMAN	144.9				12	GILL	110.1
14	18	TWYMAN	110.1				26	WAINWRIGHT	144.6				8	SPENCER-FLEET	110.0
15	41	WARD	110.0				21	CHEETHAM	144.6				6	COVENTRY	109.6
16	3	WESTMORELAND	109.4				95	ALLINGHAM	144.6				74	THOMPSON	109.4
17	12	JONES	109.4				41	KENNEDY	144.6				20	OLIVER	109.2
18	2	TOMS	108.9				64	TUSTIN	144.3				95	ALLINGHAM	109.2
19	26	WAINWRIGHT	108.7				6	COVENTRY	144.3				57	DAY	108.9
20	3	CLAYTON	108.7				7	KERR	143.7				64	TUSTIN	108.9
21	35	WILFORD	108.4				12	JONES	143.3				15	McMANUS	108.9
22	5	MIDDLEMAS	108.0				74	MORPHETT	143.3				26	WAINWRIGHT	108.7
23	74	MORPHETT	107.7				3	CLAYTON	142.7				21	CHEETHAM	108.7
24	41	KENNEDY	107.3				42	CURRIE	142.1				41	KENNEDY	108.7
25	57	DAY	107.2				26	HARTGROVE	141.8				42	CURRIE	108.4
26	95	ALLINGHAM	107.2				48	WILSON	141.8				26	HARTGROVE	108.2
27	77	WHELAN	107.2				2	TOMS	141.5				74	MORPHETT	107.5
28	50	STEVENS	107.2				12	GILL	141.2				48	WILSON	107.3
29	15	WAGHORN	105.3				5	MIDDLEMAS	140.9				2	TOMS	107.3
30	12	GILL	105.3				15	WAGHORN	140.9				3	CLAYTON	106.8
31	7	KERR	105.1				10	SHELDON-SHAW	140.6				10	NEARY	106.8
32	66	FRASER	104.6				5	CLARKE	140.3				15	WAGHORN	106.6
33	8	SPENCER-FLEET	104.2				32	PIPER	140.3				10	SHELDON-SHAW	106.5
34	42	HOLME	103.8				41	WARD	139.8				50	STEVENS	106.0
35	32	PIPER	102.7				50	STEVENS	139.8				80	STAMPER	106.0
36	80	STAMPER	102.6				66	FRASER	139.5				69	HUSKINSON	106.0
37	48	WILSON	102.2				80	STAMPER	138.9				77	WHELAN	105.6
38	6	COVENTRY	102.1				10	NEARY	138.9				5	CLARKE	105.6
39	20	OLIVER	101.5				77	WHELAN	138.3				66	FRASER	105.3
40	42	CURRIE	100.6				27	SKINNER	137.5				32	PIPER	104.3
41	10	NEARY	99.8				42	HOLME	134.7				41	WARD	103.8
42	19	ALDERSON	99.2				8	SPENCER-FLEET	134.7				42	HOLME	103.4
43	69	HUSKINSON	91.1				19	ALDERSON	134.2				19	ALDERSON	101.6
44	27	SKINNER	88.7				58	LEE	132.8						
45	58	LEE	74.3				69	HUSKINSON	132.6						

Weather / Track : Cloudy / Dry

Results can be found at www.tsl-timing.com

Donington Park GP

Circuit Length = 2.4873 miles

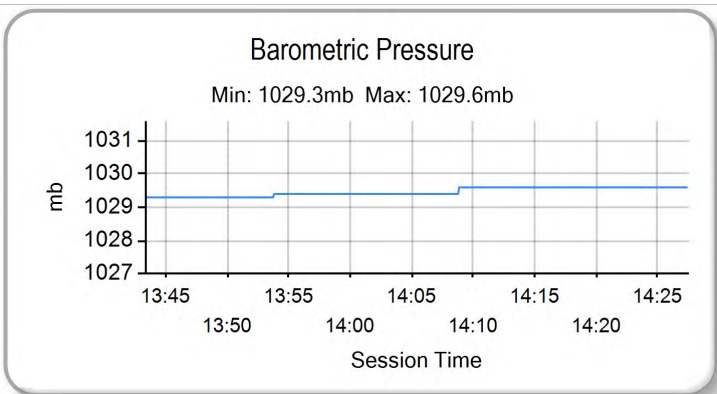
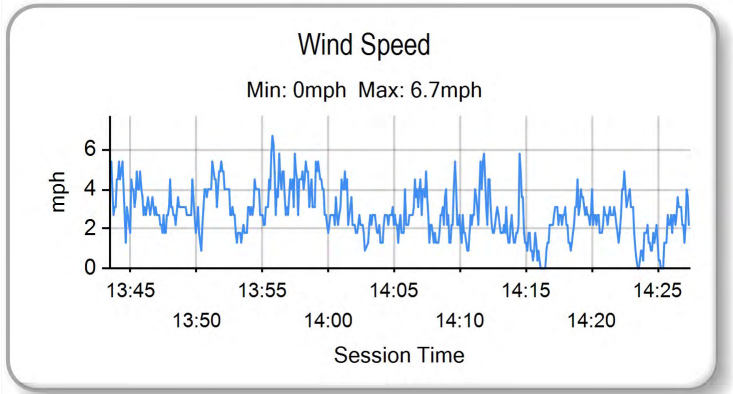
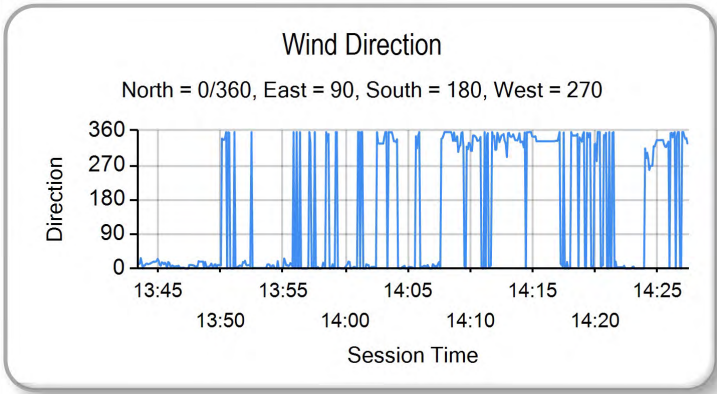
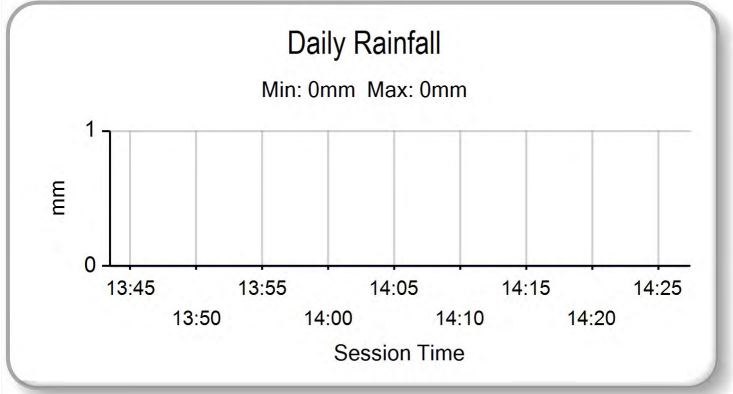
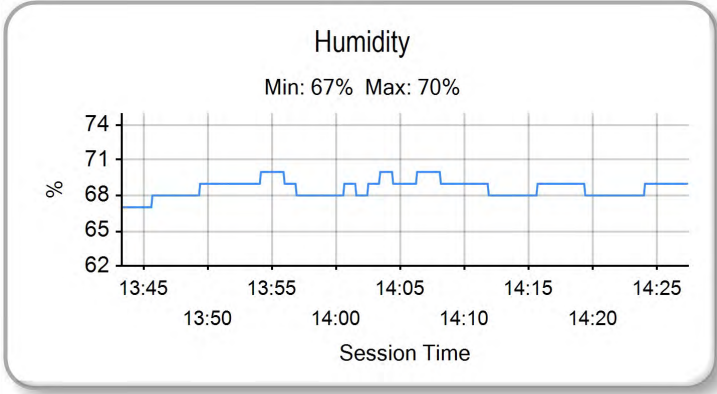
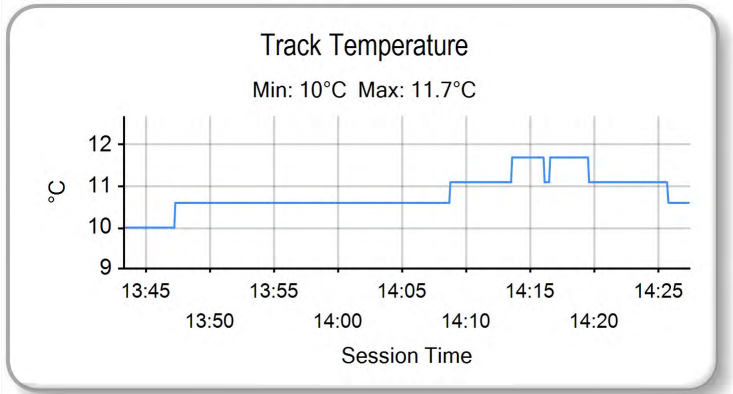
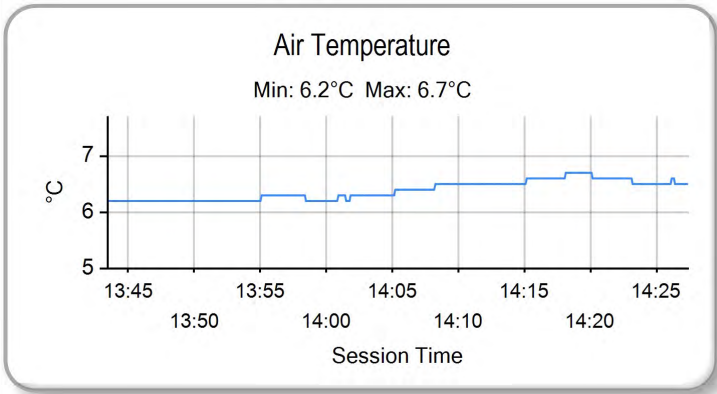
Start: 13:45 Flag 14:25 End: 14:27

Printed - 14:30 Tuesday, 20 March 2018

Test Day 01 - DP

Open 600cc

Test Session 3 - WEATHER CONDITIONS



Weather / Track : Cloudy / Dry

Results can be found at www.tsl-timing.com

Donington Park GP
Circuit Length = 2.4873 miles
Start: 13:45 Flag 14:25 End: 14:27

Printed - 14:31 Tuesday, 20 March 2018

Test Day 01 - DP

Open 600cc

Test Session 4 - CLASSIFICATION

POS	NO	CL	PIC NAME	ENTRY	TIME	ON	LAPS	GAP	DIFF	MPH
1	64	SPT	1 Danny BOOTH	Yamaha - D B Racing	1:36.167	6	7			93.11
2	65	GP2	1 Josh OWENS	Kalex - RS Racing	1:37.909	6	8	1.742	1.742	91.45
3	74	SPT	2 Joey THOMPSON	Kawasaki - Team ILR	1:37.929	9	10	1.762	0.020	91.43
4	20	SPT	3 Tom OLIVER	Yamaha - SGR Racing	1:37.944	8	9	1.777	0.015	91.42
5	12	SPT	4 Bradley JONES	Yamaha - Integro Yamaha	1:38.018	8	9	1.851	0.074	91.35
6	7	SPT	5 Richard KERR	Triumph - Campbell Motor Sport	1:38.660	9	10	2.493	0.642	90.76
7	18	SPT	6 Ross TWYMAN	Yamaha - EHA Racing	1:39.447	2	8	3.280	0.787	90.04
8	52	SPT	7 Tommy PHILP	Yamaha - Draper Racing	1:39.470	4	5	3.303	0.023	90.02
9	13	DUC	1 Rob GUIVER	Ducati - Ducati Romford / Hyside Racing	1:39.795	4	6	3.628	0.325	89.72
10	95	SPT	8 David ALLINGHAM	Yamaha - EHA Racing	1:40.271	4	6	4.104	0.476	89.30
11	6	DUC	2 Sam COVENTRY	Ducati -	1:40.326	8	9	4.159	0.055	89.25
12	3	STK6	1 Mark CLAYTON	Yamaha - KSM Racing	1:41.208	7	8	5.041	0.882	88.47
13	64	DUC	3 Michael TUSTIN	Ducati - TeamMTR Ducati Oxford	1:41.312	8	9	5.145	0.104	88.38
14	5	STK6	2 Aaron CLARKE	Yamaha - Draper Racing	1:41.479	3	7	5.312	0.167	88.23
15	66	STK6	3 Cameron FRASER	Yamaha - Jones Dorling Racing	1:41.982	4	7	5.815	0.503	87.80
16	74	DUC	4 Joe MORPHETT	Ducati - ASJ Racing	1:42.751	8	9	6.584	0.769	87.14
17	15	GP2	2 Eugene McMANUS	Suter - RS Racing	1:43.050	7	8	6.883	0.299	86.89
18	35	SPT	9 Sam WILFORD	Yamaha - IDWe Racing	1:43.147	5	6	6.980	0.097	86.81
19	32	STK6	4 Mark PIPER	Yamaha - Pied Piper Racing	1:44.382	8	10	8.215	1.235	85.78
20	50	DUC	5 Matt STEVENS	Ducati - Tech 5 Racing	1:45.647	3	8	9.480	1.265	84.75
21	19	STK6	5 James ALDERSON	Triumph - R Alderson & Sons Racing	1:49.105	9	10	12.938	3.458	82.07
22	77	STK6	6 Matty WHELAN	MV Agusta - BlueLine Bennetts MV Agusta	1:50.038	5	5	13.871	0.933	81.37
23	69	DUC	6 Danny HUSKINSON	Ducati - AOR / YESSS Electrical Racing	1:50.281	3	7	14.114	0.243	81.19
24	57	DUC	7 Levi DAY	Ducati - Boast Plumbing			2			
25	8	DUC	8 Richard SPENCER-FLEET	Ducati - RSF Racing			2			
26	58	STK6	7 Cameron LEE	Yamaha - Allied Motorsport			1			
27	5	DUC	9 Sam MIDDLEMAS	Ducati - Salus Approved Inspectors / Albany Shed Co			1			
28	42	STK6	8 Sam HOLME	Yamaha - Everquip Racing			0			

Weather / Track : Cloudy / Dry

Results can be found at www.britishsuperbike.com



Donington Park GP
Circuit Length = 2.4873 miles
Start: 16:28 Flag 16:54 End: 16:54

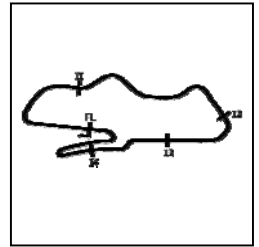
Printed - 16:54 Tuesday, 20 March 2018



Test Day 01 - DP

Open 600cc

Test Session 4 - SECTOR ANALYSIS



SECTOR 1 = FL to I1, SECTOR 2 = I1 to I2, SECTOR 3 = I2 to I3, SECTOR 4 = I3 to I4, SECTOR 5 = I4 to FL, DIFF = Difference To Personal Best Lap, P = Crossed Finish Line in Pit Lane, D = Time Disallowed

P16 74 DUC		Joe MORPHETT		Ducati - ASJ Racing								
IDEAL LAP TIME : 1:41.518		BEST LAP TIME : 1:42.751		DIFFERENCE : 1.233								
LAP	SECTOR 1	SECTOR 2	SECTOR 3	SECTOR 4	SECTOR 5	LAP TIME	MPH	DIFF	TIME OF DAY			
1-		64.3	36.728	15.656	113.3	15.888	30.025	104.6		16:31:01.989		
2-	22.800	94.1	29.551	13.874	138.9	13.329	27.790	105.3	1:47.344	83.41	4.593	16:32:49.333
3-	22.641	92.1	29.013	13.369	140.3	12.730	26.814	105.6	1:44.567	85.63	1.816	16:34:33.900
4-	22.019	99.1	28.404	13.228	140.9	12.686	26.554	106.1	1:42.891 (2)	87.02	0.140	16:36:16.791
5-	22.111	101.8	28.132	13.092	141.8	12.774	27.804	105.1	1:43.913	86.17	1.162	16:38:00.704
6-	22.065	100.0	27.836	13.258	141.5	12.601	27.374	105.8	1:43.134 (3)	86.82	0.383	16:39:43.838
7-	22.949	97.3	30.780	14.840	120.9	13.761	27.220	106.3	1:49.550	81.73	6.799	16:41:33.388
8-	21.966	99.8	28.586	13.347	141.8	12.537	26.315	106.6	1:42.751 (1)	87.14		16:43:16.139
9-	21.738	97.3	28.226	13.517	138.3	13.103	IN PIT		1:47.580 P	83.23	4.829	16:45:03.719

P17 15 GP2		Eugene McMANUS		Suter - RS Racing								
IDEAL LAP TIME : 1:42.408		BEST LAP TIME : 1:43.050		DIFFERENCE : 0.642								
LAP	SECTOR 1	SECTOR 2	SECTOR 3	SECTOR 4	SECTOR 5	LAP TIME	MPH	DIFF	TIME OF DAY			
1-	OUTLAP	96.9	31.808	14.014	136.6	13.992	28.903	107.2				16:32:18.252
2-	22.815	108.9	29.422	13.480	139.5	13.135	27.909	102.9	1:46.761	83.87	3.711	16:34:05.013
3-	22.357	109.8	28.757	13.279	144.0	12.811	27.413	108.2	1:44.617	85.59	1.567	16:35:49.630
4-	21.848	111.4	28.156	13.262	143.7	12.821	27.334	108.7	1:43.421 (3)	86.58	0.371	16:37:33.051
5-	22.458	104.5	28.503	13.234	138.9	12.720	27.039	109.6	1:43.954	86.13	0.904	16:39:17.005
6-	21.680	109.2	28.313	13.114	137.7	13.275	26.963	110.7	1:43.345 (2)	86.64	0.295	16:41:00.350
7-	21.878	108.4	28.182	13.035	141.5	13.138	26.817	110.3	1:43.050 (1)	86.89		16:42:43.400
8-	21.841	101.6	30.391	13.546	133.6	13.588	IN PIT		1:46.780 P	83.85	3.730	16:44:30.180

P18 35 SPT		Sam WILFORD		Yamaha - IDWe Racing								
IDEAL LAP TIME : 1:41.727		BEST LAP TIME : 1:43.147		DIFFERENCE : 1.420								
LAP	SECTOR 1	SECTOR 2	SECTOR 3	SECTOR 4	SECTOR 5	LAP TIME	MPH	DIFF	TIME OF DAY			
1-	OUTLAP	96.5	29.916	13.172	140.6	14.422	28.181	105.3				16:33:37.293
2-	24.603	96.2	29.785	13.340	140.6	13.337	IN PIT		1:46.124 P	84.37	2.977	16:35:23.417
3-	OUTLAP	94.6	29.441	13.109	141.2	13.020	28.990	107.2	7:09.515	20.84	5:26.368	16:42:32.932
4-	22.333	97.6	28.968	13.189	132.6	12.719	26.314	109.2	1:43.523 (2)	86.49	0.376	16:44:16.455
5-	21.808	101.2	28.093	12.793	136.9	13.025	27.428	106.0	1:43.147 (1)	86.81		16:45:59.602
6-	24.783	84.8	31.906	14.931	121.7	14.641	IN PIT		1:53.503 P	78.89	10.356	16:47:53.105

P19 32 STK6		Mark PIPER		Yamaha - Pied Piper Racing								
IDEAL LAP TIME : 1:44.227		BEST LAP TIME : 1:44.382		DIFFERENCE : 0.155								
LAP	SECTOR 1	SECTOR 2	SECTOR 3	SECTOR 4	SECTOR 5	LAP TIME	MPH	DIFF	TIME OF DAY			
1-	OUTLAP	79.7	35.738	15.328	131.5	15.137	31.714	97.5				16:31:50.767
2-	24.073	89.4	31.004	13.717	139.8	13.451	29.983	100.3	1:52.228	79.78	7.846	16:33:42.995
3-	23.954	89.2	29.977	13.579	137.7	13.508	28.775	103.2	1:49.793	81.55	5.411	16:35:32.788
4-	22.861	95.4	29.089	13.366	138.3	13.457	28.029	103.2	1:46.802	83.84	2.420	16:37:19.590
5-	22.461	96.2	29.091	13.554	137.7	13.215	28.537	101.6	1:46.858	83.79	2.476	16:39:06.448
6-	22.769	93.9	29.147	13.425	138.9	12.891	27.685	103.5	1:45.917 (3)	84.54	1.535	16:40:52.365
7-	22.534	93.8	29.105	13.255	138.9	13.928	27.679	103.0	1:46.501	84.07	2.119	16:42:38.866
8-	22.259	96.6	28.762	13.294	138.3	12.766	27.301	103.7	1:44.382 (1)	85.78		16:44:23.248
9-	22.172	100.3	29.342	13.253	138.3	12.980	27.274	104.3	1:45.021 (2)	85.26	0.639	16:46:08.269
10-	22.951	94.5	29.068	13.538	137.2	13.625	IN PIT		1:46.022 P	84.45	1.640	16:47:54.291

P20 50 DUC		Matt STEVENS		Ducati - Tech 5 Racing								
IDEAL LAP TIME : 1:45.156		BEST LAP TIME : 1:45.647		DIFFERENCE : 0.491								
LAP	SECTOR 1	SECTOR 2	SECTOR 3	SECTOR 4	SECTOR 5	LAP TIME	MPH	DIFF	TIME OF DAY			
1-	OUTLAP	90.3	32.150	14.133	129.5	14.136	28.667	102.1				16:32:07.801
2-	23.399	96.4	29.585	13.275	138.6	13.354	27.620	104.3	1:47.233 (3)	83.50	1.586	16:33:55.034
3-	22.377	101.2	28.933	13.344	136.6	13.323	27.670	99.4	1:45.647 (1)	84.75		16:35:40.681
4-	24.842	85.9	32.324	13.280	135.0	13.527	27.640	100.3	1:51.613	80.22	5.966	16:37:32.294
5-	23.945	93.9	30.468	13.320	134.4	13.439	IN PIT		1:51.167 P	80.54	5.520	16:39:23.461
6-	OUTLAP	86.7	30.558	13.484	138.0	13.511	27.641	104.0	3:54.957	38.11	2:09.310	16:43:18.418

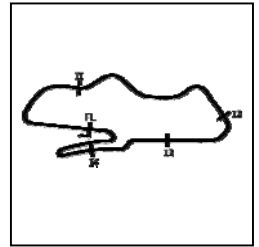
Weather / Track : Cloudy / Dry

Donington Park GP
Circuit Length = 2.4873 miles
Start: 16:28 Flag 16:54 End: 16:54

Test Day 01 - DP

Open 600cc

Test Session 4 - SECTOR ANALYSIS



SECTOR 1 = FL to I1, SECTOR 2 = I1 to I2, SECTOR 3 = I2 to I3, SECTOR 4 = I3 to I4, SECTOR 5 = I4 to FL, DIFF = Difference To Personal Best Lap, P = Crossed Finish Line in Pit Lane, D = Time Disallowed

7-	22.960	99.7	29.483	13.219	139.2	13.140	27.565	105.8	1:46.367 (2)	84.18	0.720	16:45:04.785
8-	22.317	101.2	29.368	13.201	131.8	14.500	IN PIT		1:48.593 P	82.45	2.946	16:46:53.378

P21 19 STK6 James ALDERSON Triumph - R Alderson & Sons Racing												
IDEAL LAP TIME : 1:48.857			BEST LAP TIME : 1:49.105			DIFFERENCE : 0.248						
LAP	SECTOR 1	SECTOR 2	SECTOR 3	SECTOR 4	SECTOR 5	LAP TIME	MPH	DIFF	TIME OF DAY			
1-	OUTLAP	79.4	34.004	14.387	128.8	14.180	30.098	100.6				16:32:20.909
2-	24.628	89.9	32.186	13.885	129.3	14.072	29.653	101.5	1:54.424	78.25	5.319	16:34:15.333
3-	24.163	93.9	31.280	13.962	128.3	13.772	29.436	101.0	1:52.613	79.51	3.508	16:36:07.946
4-	23.610	96.8	30.829	13.732	133.4	13.724	IN PIT		1:57.547 P	76.17	8.442	16:38:05.493
5-	OUTLAP	87.4	31.976	13.677	125.4	13.828	28.964	102.7	2:56.761	50.65	1:07.656	16:41:02.254
6-	23.377	96.0	30.232	13.689	134.2	13.415	28.744	103.0	1:49.451 (2)	81.81	0.346	16:42:51.705
7-	23.677	94.6	30.425	13.814	133.9	13.424	28.883	101.8	1:50.223 (3)	81.23	1.118	16:44:41.928
8-	23.610	96.8	30.684	14.032	134.7	13.692	28.394	101.8	1:50.412	81.10	1.307	16:46:32.340
9-	23.536	99.2	30.094	13.587	135.5	13.411	28.477	97.8	1:49.105 (1)	82.07		16:48:21.445
10-	32.164	62.8	42.492	20.169	71.6	20.445	IN PIT		2:33.826 P	58.21	44.721	16:50:55.271

P22 77 STK6 Matty WHELAN MV Agusta - Blueline Bennetts MV Agusta												
IDEAL LAP TIME : 1:50.038			BEST LAP TIME : 1:50.038			DIFFERENCE : 0.000						
LAP	SECTOR 1	SECTOR 2	SECTOR 3	SECTOR 4	SECTOR 5	LAP TIME	MPH	DIFF	TIME OF DAY			
1-	OUTLAP	78.7	32.327	14.546	122.9	23.271	30.936	93.2				16:34:40.706
2-	24.650	83.3	31.946	14.742	117.7	15.350	IN PIT		1:57.843 P	75.98	7.805	16:36:38.549
3-	OUTLAP	80.1	32.455	14.453	122.2	14.297	28.220	95.8	7:27.552	20.00	5:37.514	16:44:06.101
4-	24.425	86.5	31.001	14.617	123.1	14.456	27.989	99.5	1:52.488 (2)	79.60	2.450	16:45:58.589
5-	23.950	83.0	30.917	13.938	129.5	13.696	27.537	101.9	1:50.038 (1)	81.37		16:47:48.627

P23 69 DUC Danny HUSKINSON Ducati - AOR / YESSS Electrical Racing												
IDEAL LAP TIME : 1:49.689			BEST LAP TIME : 1:50.281			DIFFERENCE : 0.592						
LAP	SECTOR 1	SECTOR 2	SECTOR 3	SECTOR 4	SECTOR 5	LAP TIME	MPH	DIFF	TIME OF DAY			
1-	OUTLAP	84.3	31.734	14.151	124.9	14.280	28.681	104.5				16:31:07.222
2-	24.014	87.4	30.773	13.729	129.0	14.095	28.564	104.6	1:51.175 (3)	80.54	0.894	16:32:58.397
3-	23.987	85.7	30.741	13.682	134.2	13.890	27.981	104.5	1:50.281 (1)	81.19		16:34:48.678
4-	24.233	85.3	31.077	13.722	135.0	13.870	27.552	105.5	1:50.454 (2)	81.06	0.173	16:36:39.132
5-	24.431	87.6	30.925	13.539	129.5	14.183	IN PIT		1:54.185 P	78.42	3.904	16:38:33.317
6-	OUTLAP	81.7	33.643	15.028	111.6	15.216	IN PIT		3:37.149 P	41.23	1:46.868	16:42:10.466
7-	OUTLAP	83.9	35.988	15.728	104.2	16.353	IN PIT		4:10.112 P	35.80	2:19.831	16:46:20.578

P24 57 DUC Levi DAY Ducati - Boast Plumbing												
IDEAL LAP TIME : 2:04.089			BEST LAP TIME :			DIFFERENCE :						
LAP	SECTOR 1	SECTOR 2	SECTOR 3	SECTOR 4	SECTOR 5	LAP TIME	MPH	DIFF	TIME OF DAY			
1-	OUTLAP	61.0	42.637	16.464	105.5	16.682	32.276	97.2				16:31:39.666
2-	26.691	74.1	35.213	14.833	124.2	15.076	IN PIT		2:02.981 P	72.81		16:33:42.647

P25 8 DUC Richard SPENCER-FLEET Ducati - RSF Racing												
IDEAL LAP TIME : 2:02.054			BEST LAP TIME :			DIFFERENCE :						
LAP	SECTOR 1	SECTOR 2	SECTOR 3	SECTOR 4	SECTOR 5	LAP TIME	MPH	DIFF	TIME OF DAY			
1-	OUTLAP	72.7	37.866	15.267	118.3	15.924	33.230	103.0				16:31:53.932
2-	24.787	83.3	34.051	14.969	112.2	15.017	IN PIT		1:59.325 P	75.04		16:33:53.257

P26 58 STK6 Cameron LEE Yamaha - Allied Motorsport												
IDEAL LAP TIME :			BEST LAP TIME :			DIFFERENCE :						
LAP	SECTOR 1	SECTOR 2	SECTOR 3	SECTOR 4	SECTOR 5	LAP TIME	MPH	DIFF	TIME OF DAY			
1-	OUTLAP	71.0	37.747	15.906	112.5	16.379	IN PIT		P			16:31:55.513

P27 5 DUC Sam MIDDLEMAS Ducati - Salus Approved Inspectors / Albany Shed Co												
IDEAL LAP TIME : 1:50.297			BEST LAP TIME :			DIFFERENCE :						
LAP	SECTOR 1	SECTOR 2	SECTOR 3	SECTOR 4	SECTOR 5	LAP TIME	MPH	DIFF	TIME OF DAY			

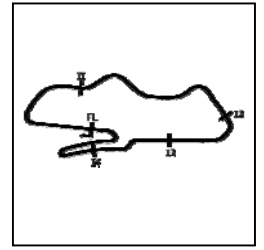
Weather / Track : Cloudy / Dry

Donington Park GP
Circuit Length = 2.4873 miles
Start: 16:28 Flag 16:54 End: 16:54

Test Day 01 - DP

Open 600cc

Test Session 4 - SECTOR ANALYSIS



SECTOR 1 = FL to I1, SECTOR 2 = I1 to I2, SECTOR 3 = I2 to I3, SECTOR 4 = I3 to I4, SECTOR 5 = I4 to FL, DIFF = Difference To Personal Best Lap, P = Crossed Finish Line in Pit Lane, D = Time Disallowed

1-	OUTLAP	92.6	30.173	13.273	138.6	13.256	27.715	108.2	16:48:02.486
----	--------	------	--------	--------	-------	--------	--------	-------	--------------

Test Day 01 - DP

Open 600cc

Test Session 4 - BEST SECTORS

SECTOR 1		SECTOR 2		SECTOR 3		SECTOR 4		SECTOR 5		IDEAL / BEST COMPARISON											
POS	NO	TIME	NO	TIME	NO	TIME	NO	TIME	NO	TIME	POS	NO	NAME	IDEAL	BEST	DIFF					
														PERFECT LAP	1:36.013						
1	64	BOO	20.562	64	BOO	26.423	64	BOO	12.370	64	BOO	11.648	64	BOO	25.010	1	64	BOOTH	1:36.013	1:36.167	0.154
2	74	THO	20.862	12	JON	26.475	74	THO	12.371	20	OLI	12.026	65	OWE	25.160	2	12	JONES	1:37.637	1:38.018	0.381
3	18	TWY	20.958	74	THO	26.616	65	OWE	12.382	12	JON	12.039	20	OLI	25.343	3	65	OWENS	1:37.809	1:37.909	0.100
4	12	JON	20.986	20	OLI	26.719	12	JON	12.457	65	OWE	12.081	12	JON	25.680	4	20	OLIVER	1:37.857	1:37.944	0.087
5	7	KER	20.992	7	KER	26.949	52	PHI	12.478	74	THO	12.091	18	TWY	25.780	5	74	THOMPSON	1:37.890	1:37.929	0.039
6	13	GUI	21.059	65	OWE	27.108	20	OLI	12.508	52	PHI	12.191	13	GUI	25.812	6	7	KERR	1:38.554	1:38.660	0.106
7	65	OWE	21.078	52	PHI	27.170	7	KER	12.575	7	KER	12.214	7	KER	25.824	7	18	TWYMAN	1:38.748	1:39.447	0.699
8	52	PHI	21.104	18	TWY	27.191	18	TWY	12.595	18	TWY	12.224	74	THO	25.950	8	52	PHILP	1:38.999	1:39.470	0.471
9	20	OLI	21.261	6	COV	27.245	13	GUI	12.603	3	CLA	12.297	52	PHI	26.056	9	13	GUIVER	1:39.144	1:39.795	0.651
10	6	COV	21.407	13	GUI	27.364	6	COV	12.610	13	GUI	12.306	95	ALL	26.225	10	6	COVENTRY	1:40.007	1:40.326	0.319
11	3	CLA	21.530	95	ALL	27.368	95	ALL	12.629	64	TUS	12.350	6	COV	26.264	11	95	ALLINGHAM	1:40.271	1:40.271	0.000
12	64	TUS	21.556	5	CLA	27.479	35	WIL	12.793	95	ALL	12.461	64	TUS	26.297	12	3	CLAYTON	1:40.827	1:41.208	0.381
13	95	ALL	21.588	66	FRA	27.527	3	CLA	12.834	6	COV	12.481	3	CLA	26.299	13	64	TUSTIN	1:41.289	1:41.312	0.023
14	15	McM	21.680	74	MOR	27.836	66	FRA	12.842	74	MOR	12.537	35	WIL	26.314	14	5	CLARKE	1:41.449	1:41.479	0.030
15	74	MOR	21.738	3	CLA	27.867	5	CLA	12.901	5	CLA	12.588	74	MOR	26.315	15	74	MORPHETT	1:41.518	1:42.751	1.233
16	35	WIL	21.808	35	WIL	28.093	64	TUS	12.922	35	WIL	12.719	5	CLA	26.557	16	35	WILFORD	1:41.727	1:43.147	1.420
17	66	FRA	21.841	15	McM	28.156	15	McM	13.035	15	McM	12.720	15	McM	26.817	17	66	FRASER	1:41.918	1:41.982	0.064
18	5	CLA	21.924	64	TUS	28.164	74	MOR	13.092	66	FRA	12.759	66	FRA	26.949	18	15	McMANUS	1:42.408	1:43.050	0.642
19	32	PIP	22.172	32	PIP	28.762	50	STE	13.201	32	PIP	12.766	32	PIP	27.274	19	32	PIPER	1:44.227	1:44.382	0.155
20	50	STE	22.317	50	STE	28.933	32	PIP	13.253	50	STE	13.140	77	WHE	27.537	20	50	STEVENS	1:45.156	1:45.647	0.491
21	19	ALD	23.371	19	ALD	30.094	5	MID	13.273	5	MID	13.256	69	HUS	27.552	21	19	ALDERSON	1:48.857	1:49.105	0.248
22	77	WHE	23.950	5	MID	30.173	69	HUS	13.539	19	ALD	13.411	50	STE	27.565	22	69	HUSKINSON	1:49.689	1:50.281	0.592
23	69	HUS	23.987	69	HUS	30.741	19	ALD	13.587	77	WHE	13.696	5	MID	27.715	23	77	WHELAN	1:50.038	1:50.038	0.000
24	8	SPE	24.787	77	WHE	30.917	42	HOL	13.860	69	HUS	13.870	19	ALD	28.394	24	5	MIDDLEMAS	1:50.297		
25	5	MID	25.880	42	HOL	31.517	77	WHE	13.938	42	HOL	14.237	57	DAY	32.276	25	8	SPENCER-FLEET	2:02.054		
26	57	DAY	26.691	8	SPE	34.051	57	DAY	14.833	8	SPE	15.017	8	SPE	33.230	26	57	DAY	2:04.089		
27				57	DAY	35.213	8	SPE	14.969	57	DAY	15.076				27	58	LEE			
28				58	LEE	37.747	58	LEE	15.906	58	LEE	16.379									

Weather / Track : Cloudy / Dry

Results can be found at www.tsl-timing.com

Donington Park GP
 Circuit Length = 2.4873 miles
 Start: 16:28 Flag 16:54 End: 16:54

Printed - 16:55 Tuesday, 20 March 2018

Test Day 01 - DP

Open 600cc

Test Session 4 - BEST SPEEDS

POS	INTERMEDIATE 1		INTERMEDIATE 2		INTERMEDIATE 3		INTERMEDIATE 4		FINISH LINE			
	NO	NAME	MPH	NO	NAME	MPH	NO	NAME	MPH	NO	NAME	MPH
1	52	PHILP	112.4			65	OWENS	147.1		65	OWENS	112.0
2	15	McMANUS	111.4			64	BOOTH	146.5		7	KERR	110.9
3	74	THOMPSON	110.5			74	THOMPSON	145.8		13	GUIVER	110.9
4	64	BOOTH	110.0			52	PHILP	145.8		64	BOOTH	110.7
5	65	OWENS	110.0			13	GUIVER	145.8		15	McMANUS	110.7
6	3	CLAYTON	109.4			95	ALLINGHAM	145.8		6	COVENTRY	110.5
7	5	CLARKE	108.7			7	KERR	145.2		18	TWYMAN	109.8
8	12	JONES	108.5			12	JONES	144.9		20	OLIVER	109.2
9	7	KERR	108.2			18	TWYMAN	144.6		35	WILFORD	109.2
10	64	TUSTIN	108.2			6	COVENTRY	144.3		95	ALLINGHAM	109.1
11	13	GUIVER	106.1			20	OLIVER	144.0		74	THOMPSON	108.7
12	18	TWYMAN	104.0			64	TUSTIN	144.0		12	JONES	108.7
13	6	COVENTRY	104.0			15	McMANUS	144.0		52	PHILP	108.7
14	95	ALLINGHAM	103.2			74	MORPHETT	141.8		5	MIDDLEMAS	108.2
15	20	OLIVER	102.7			5	CLARKE	141.2		64	TUSTIN	107.8
16	66	FRASER	101.8			35	WILFORD	141.2		3	CLAYTON	107.3
17	74	MORPHETT	101.8			3	CLAYTON	140.9		74	MORPHETT	106.6
18	35	WILFORD	101.2			32	PIPER	139.8		5	CLARKE	106.0
19	50	STEVENS	101.2			50	STEVENS	139.2		50	STEVENS	105.8
20	32	PIPER	100.3			5	MIDDLEMAS	138.6		69	HUSKINSON	105.5
21	19	ALDERSON	99.2			66	FRASER	138.3		66	FRASER	105.0
22	5	MIDDLEMAS	92.6			19	ALDERSON	135.5		32	PIPER	104.3
23	69	HUSKINSON	87.6			69	HUSKINSON	135.0		19	ALDERSON	103.0
24	42	HOLME	87.3			77	WHELAN	129.5		8	SPENCER-FLEET	103.0
25	77	WHELAN	86.5			42	HOLME	128.3		77	WHELAN	101.9
26	8	SPENCER-FLEET	83.3			57	DAY	124.2		57	DAY	97.2
27	57	DAY	74.1			8	SPENCER-FLEET	118.3				
28	58	LEE	71.0			58	LEE	112.5				

Weather / Track : Cloudy / Dry

Results can be found at www.tsl-timing.com

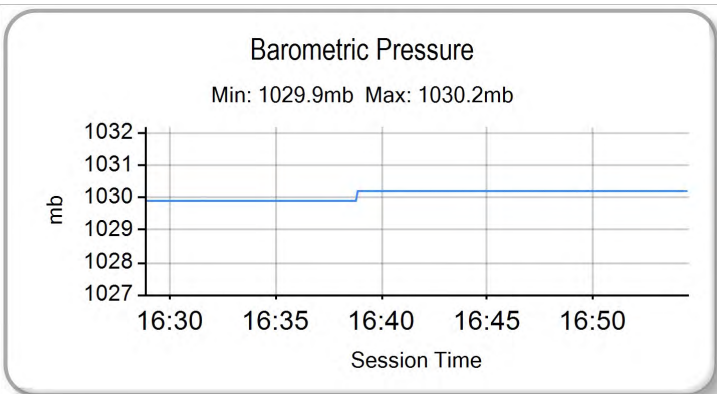
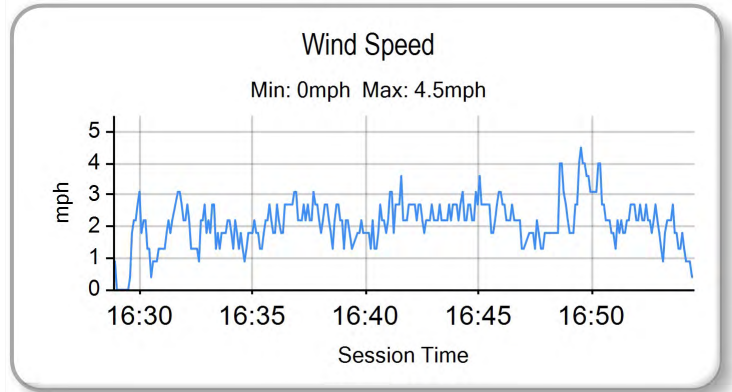
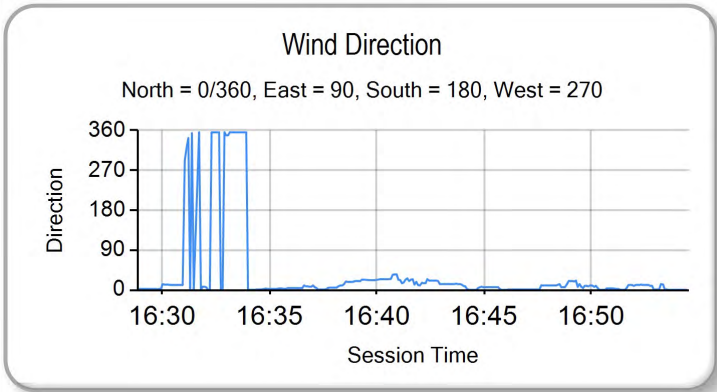
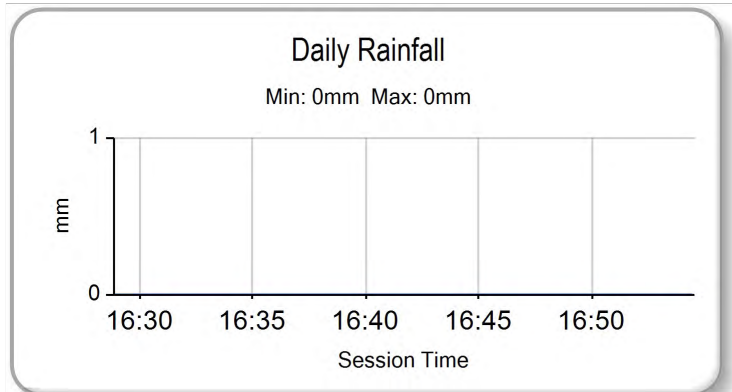
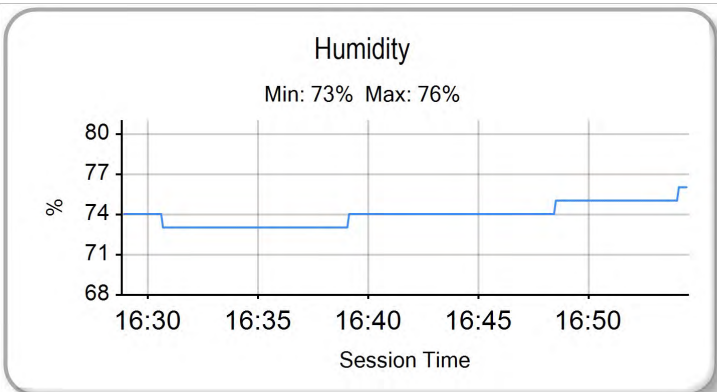
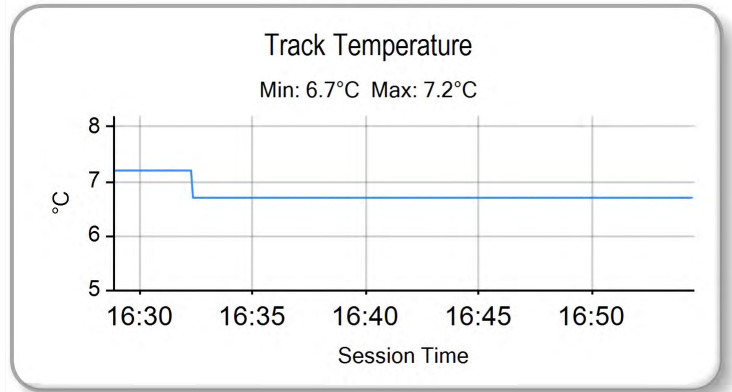
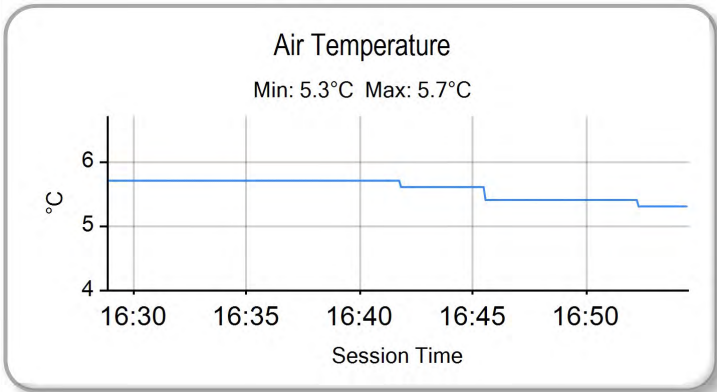
Donington Park GP
Circuit Length = 2.4873 miles
Start: 16:28 Flag 16:54 End: 16:54

Printed - 16:55 Tuesday, 20 March 2018

Test Day 01 - DP

Open 600cc

Test Session 4 - WEATHER CONDITIONS



Weather / Track : Cloudy / Dry

Results can be found at www.tsl-timing.com

Donington Park GP
Circuit Length = 2.4873 miles
Start: 16:28 Flag 16:54 End: 16:54

Printed - 16:55 Tuesday, 20 March 2018

Test Day 01 - DP

Open 600cc

Test Session - COMBINED CLASSIFICATION

POS	NO	CL	PIC NAME	FIRST		SECOND		THIRD		FOURTH		GAP	DIFF
				TIME	LAPS	TIME	LAPS	TIME	LAPS	TIME	LAPS		
1	4	SPT	1 Jack KENNEDY		0	1:41.565	5	1:33.780	17		0		
2	61	SPT	2 Benjamin CURRIE		0	1:43.909	7	1:34.188	15		0	0.408	0.408
3	64	SPT	3 Danny BOOTH		0		1	1:37.198	17	1:36.167	7	2.387	1.979
4	3	SPT	4 James WESTMORELAND		0		0	1:36.214	18		0	2.434	0.047
5	74	SPT	5 Joey THOMPSON		0	1:42.894	8	1:36.304	18	1:37.929	10	2.524	0.090
6	18	SPT	6 Ross TWYMAN		0		1	1:36.687	15	1:39.447	8	2.907	0.383
7	13	DUC	1 Rob GUIVER	1:56.469	3	1:42.389	4	1:36.881	15	1:39.795	6	3.101	0.194
8	57	DUC	2 Levi DAY	2:14.640	6		1	1:37.027	16		2	3.247	0.146
9	12	SPT	7 Bradley JONES		0		0	1:37.260	17	1:38.018	9	3.480	0.233
10	52	SPT	8 Tommy PHILP		0		2	1:37.731	14	1:39.470	5	3.951	0.471
11	20	SPT	9 Tom OLIVER		0		1	1:37.770	14	1:37.944	9	3.990	0.039
12	35	SPT	10 Sam WILFORD		0		0	1:37.805	12	1:43.147	6	4.025	0.035
13	65	GP2	1 Josh OWENS		0		0	1:38.952	19	1:37.909	8	4.129	0.104
14	10	STK6	1 Joe SHELDON-SHAW		0		0	1:38.347	18		0	4.567	0.438
15	26	DUC	3 Josh WAINWRIGHT		0		1	1:38.404	11		0	4.624	0.057
16	21	DUC	4 Mark CHEETHAM		0		0	1:38.597	14		0	4.817	0.193
17	7	SPT	11 Richard KERR	1:54.497	9		2	1:39.546	19	1:38.660	10	4.880	0.063
18	41	STK6	2 Milo WARD		0		0	1:38.717	12		0	4.937	0.057
19	95	SPT	12 David ALLINGHAM		0		1	1:38.829	15	1:40.271	6	5.049	0.112
20	77	STK6	3 Matty WHELAN	2:07.041	5	1:50.682	9	1:39.623	18	1:50.038	5	5.843	0.794
21	5	DUC	5 Sam MIDDLEMAS		0		0	1:39.764	15		1	5.984	0.141
22	64	DUC	6 Michael TUSTIN		0	1:47.071	9	1:40.325	21	1:41.312	9	6.545	0.561
23	6	DUC	7 Sam COVENTRY		3		1	1:40.791	15	1:40.326	9	6.546	0.001
24	15	DUC	8 Jon WAGHORN		0	1:45.258	6	1:40.381	11		0	6.601	0.055
25	74	DUC	9 Joe MORPHETT		0	1:48.488	5	1:40.455	11	1:42.751	9	6.675	0.074
26	5	STK6	4 Aaron CLARKE		0		1	1:40.553	17	1:41.479	7	6.773	0.098
27	26	STK6	5 Adam HARTGROVE	2:07.286	5	1:47.877	8	1:40.624	18		0	6.844	0.071
28	66	STK6	6 Cameron FRASER		0		2	1:40.846	16	1:41.982	7	7.066	0.222
29	12	DUC	10 Jordon GILL		0		0	1:41.065	17		0	7.285	0.219
30	3	STK6	7 Mark CLAYTON	1:54.175	9		2	1:41.598	19	1:41.208	8	7.428	0.143
31	48	DUC	11 Nicky WILSON		0	1:49.210	7	1:41.608	19		0	7.828	0.400
32	2	STK6	8 TJ TOMS	1:56.093	7		3	1:41.636	16		0	7.856	0.028
33	42	DUC	12 Craig CURRIE		0		0	1:41.810	10		0	8.030	0.174
34	32	STK6	9 Mark PIPER		0	1:51.113	10	1:41.924	18	1:44.382	10	8.144	0.114
35	15	GP2	2 Eugene McMANUS		0	1:53.652	2	1:42.589	18	1:43.050	8	8.809	0.665
36	50	DUC	13 Matt STEVENS		0	1:51.750	6	1:42.817	18	1:45.647	8	9.037	0.228
37	41	SPT	13 Robert KENNEDY		0		0	1:42.969	5		0	9.189	0.152
38	80	SPT	14 Dan STAMPER		0		0	1:43.651	5		0	9.871	0.682
39	10	DUC	14 Sean NEARY		0		0	1:43.779	4		0	9.999	0.128
40	42	STK6	10 Sam HOLME	1:53.182	10	1:54.653	8	1:44.889	8		0	11.109	1.110
41	8	DUC	15 Richard SPENCER-FLEET		0	1:58.432	3	1:45.336	16		2	11.556	0.447
42	69	DUC	16 Danny HUSKINSON	2:02.796	5		1	1:48.660	12	1:50.281	7	14.880	3.324
43	19	STK6	11 James ALDERSON		0		0	1:49.776	12	1:49.105	10	15.325	0.445
44	27	DUC	17 Taryn SKINNER		0		0		2		0		
45	50	GP2	3 Jorel BOERBOOM		0		2		0		0		
46	58	STK6	12 Cameron LEE		0		0		3		1		

Weather / Track : Cloudy / Dry

Results can be found at www.tsl-timing.com

Donington Park GP
 Circuit Length = 2.4873 miles
 Start: 16:28 Flag 16:54 End: 16:54

Printed - 16:56 Tuesday, 20 March 2018