

MSVR
MOTORSPORT VISION RACING



PIRELLI NATIONAL SUPERSTOCK 600

Round 4

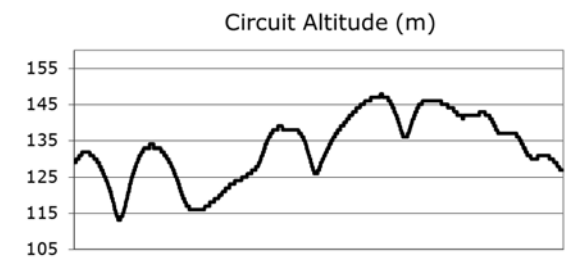
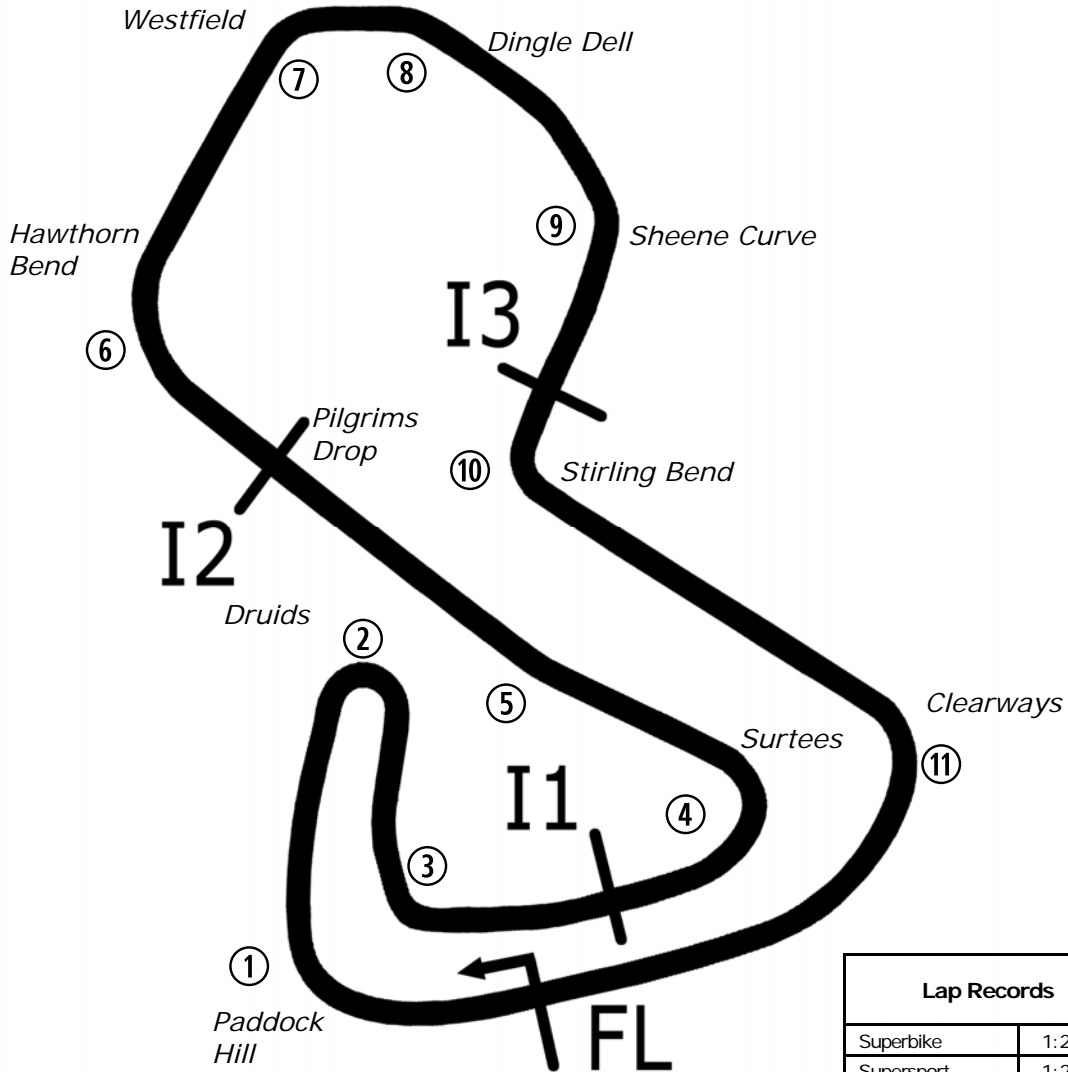
Brands Hatch GP

14th-16th June 2019



Results Provided by Timing Solutions Ltd
www.tsl-timing.com

Brands Hatch GP



Length	2.4332 miles	3916.0 m	
FL		51.36032 N	0.26032 E
I1	1116m	51.35934 N	0.25955 E
I2	1796m	51.35628 N	0.22660 E
I3	2928m	51.35532 N	0.26250 E
Pit Entry	3646m	51.35911 N	0.25743 E
Pit Exit	83m after FL	51.36017 N	0.26051 E
Pit Entry–Pit Exit 332m, 19.9s @60kph, 14.9s @80kph			

Lap Records		Best Sector Information							
		Sector 1 (FL - I1)	I1 Trap (mph)	Sector 2 (I1 - I2)	I2 Trap (mph)	Sector 3 (I2 - I3)	I3 Trap (mph)	Sector 4 (I3 - FL)	F/L Trap (mph)
Superbike	1:24.873	26.954	131.5	14.513	169.8	23.022	103.0	19.625	166.9
Supersport	1:27.675	27.760	123.3	15.236	156.7	23.473	101.2	20.581	156.8
Superstock 1000	1:27.160	27.681	127.3	14.940	164.8	23.527	100.6	20.299	162.1
Superstock 600	1:29.845	28.321	119.6	15.580	153.5	23.915	100.4	20.969	149.8
Motostar	1:32.033	28.852	108.8	16.766	135.0	24.170	100.7	22.040	131.8
Sidecar 600	1:32.055	N/A	N/A	N/A	N/A	N/A	N/A	N/A	N/A
Ducati Cup	1:29.823	28.510	120.4	15.618	153.9	24.302	97.6	21.083	150.1
Junior Supersport	1:40.911	31.268	93.9	18.756	116.1	26.459	91.5	24.075	115.7

All results available at www.tsl-timing.com

FREE PRACTICE 1 - CLASSIFICATION

POS	NO	NAME	NAT	ENTRY	TIME	ON	LAPS	GAP	DIFF	MPH
1	57	Korie McGREEVY	GBR	Triumph - Century Racing	1:31.909	11	14			95.30
2	9	Aaron CLIFFORD	IRL	Yamaha - Clifford Racing	1:32.194	14	14	0.285	0.285	95.01
3	26	Adam HARTGROVE	GBR	Yamaha - Adam Hartgrove Racing	1:32.234	13	13	0.325	0.040	94.97
4	5	Kevin KEYES	IRL	Kawasaki - G&S Racing	1:32.758	11	14	0.849	0.524	94.43
5	4	Caolan IRWIN	IRL	Kawasaki - Ready 4 Racing	1:32.837	9	11	0.928	0.079	94.35
6	28	Shane RICHARDSON	NZL	Kawasaki - Astro-JJR Racing	1:32.888	13	14	0.979	0.051	94.30
7	7	Liam DELVES	GBR	Kawasaki - Via Moto Racing	1:33.188	10	13	1.279	0.300	94.00
8	14	Louis VALLELEY	GBR	Yamaha - R&R Racing	1:33.293	9	16	1.384	0.105	93.89
9	79	Storm STACEY	GBR	Kawasaki - STAUFF Quick Connect Superstock 600	1:33.346	14	14	1.437	0.053	93.84
10	2	TJ TOMS	GBR	Kawasaki - G&S Racing	1:33.459	13	13	1.550	0.113	93.72
11	89	Taylor MORETON	GBR	Yamaha - Lloyd & Jones Parweld	1:33.809	10	12	1.900	0.350	93.37
12	99	Ben LUXTON	GBR	Kawasaki - JR Performance Racing	1:33.981	6	12	2.072	0.172	93.20
13	66	Cameron FRASER	GBR	Yamaha - Jones Dorling Racing	1:33.993	12	15	2.084	0.012	93.19
14	77	Brent HARRAN	RSA	Yamaha - Everquip Racing	1:34.187	13	13	2.278	0.194	93.00
15	32	Mark PIPER	GBR	Yamaha - Pied Piper Racing	1:34.316	9	14	2.407	0.129	92.87
16	44	Ewan POTTER	GBR	Yamaha - Jones Dorling Racing	1:34.592	15	16	2.683	0.276	92.60
17	42	Sam HOLME	GBR	Yamaha - HIA/Optimum Bikes Racing	1:34.966	15	15	3.057	0.374	92.24
18	49	James ALDERSON	GBR	Triumph - R Alderson and Sons Racing	1:35.079	9	12	3.170	0.113	92.13
19	22	Eunan McGLINCHEY	GBR	Kawasaki - Team #109 Kawasaki	1:35.087	13	13	3.178	0.008	92.12
20	46	Harry ROWLINGS	GBR	Triumph - BER / Steve Jordan Motorcycles	1:35.203	12	12	3.294	0.116	92.01
21	34	Aaron SILVESTER	GBR	Yamaha - A & J Racing	1:35.266	12	15	3.357	0.063	91.95
22	58	Cameron LEE	AUS	Yamaha - Allied Motorsport	1:35.910	11	14	4.001	0.644	91.33
23	15	Simon REID	GBR	Yamaha - Simon Reid Racing	1:36.304	13	15	4.395	0.394	90.96
24	11	Sam LAFFINS	GBR	Kawasaki - Sam Laffins Racing	1:37.265	12	14	5.356	0.961	90.06
25	21	Daniel BROOKS	GBR	Kawasaki - Daniel Brooks Racing	1:37.905	10	12	5.996	0.640	89.47
26	6	Conor WHEELER	GBR	Yamaha - www.connorwheeler.co.uk	1:38.193	10	12	6.284	0.288	89.21
27	18	Connor THOMSON	GBR	Yamaha - Cegra/Seton Tuning/33kV	1:38.341	4	6	6.432	0.148	89.07
28	88	Michael LARGE-TAYLOR	GBR	Yamaha - Large-Taylor Racing	1:38.391	11	12	6.482	0.050	89.03
29	75	Charlie MORRIS	GBR	Yamaha - Ibbertson Motor Sport Racing - IMS	1:38.689	7	12	6.780	0.298	88.76
30	85	Jordan McCORD	GBR	Yamaha - AJM Sales Ltd/Reid Engineering	1:41.063	12	13	9.154	2.374	86.67

QUALIFYING LAPTIME (110.0% of 1:31.909) = 1:41.099

31	71	Nathan DRURY	GBR	Kawasaki - Dragon Racing	1:41.136	8	11	9.227	0.073	86.61
32	69	Jamie LE MASURIER	GBR	Triumph - Pipework Solutions Racing	1:44.609	11	12	12.700	3.473	83.73

Weather / Track : Cloudy / Dry

These results are provisional until the conclusion of any judicial and technical matters.

Brands Hatch GP

Circuit Length = 2.4332 miles

Start: 09:00 Flag 09:25 End: 09:27

Race Director :	Stewards :	Timekeeper :
-----------------	------------	--------------

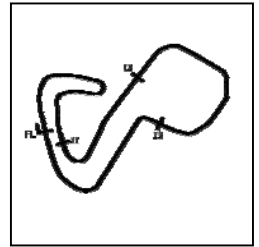
Results can be found at www.britishsuperbike.com

Printed - 09:29 Friday, 14 June 2019

2019 Bennetts British Superbike Championship - Round 4

2019 Pirelli National Superstock 600 Championship with Black Horse

FREE PRACTICE 1 - SECTOR ANALYSIS



SECTOR 1 = FL to I1, SECTOR 2 = I1 to I2 SECTOR 3 = I2 to I3, SECTOR 4 = I3 to FL, DIFF = Difference To Personal Best Lap, P = Crossed Finish Line in Pit Lane, D = Time Disallowed

P1 57		Korie McGREEVY				Triumph - Century Racing						
IDEAL LAP TIME : 1:31.893		BEST LAP TIME : 1:31.909				DIFFERENCE : 0.016						
LAP	SECTOR 1	SECTOR 2		SECTOR 3		SECTOR 4		LAP TIME	MPH	DIFF	TIME OF DAY	
1 -	33.062	89.8	17.530	131.8	27.376	76.9	22.996	142.1	1:40.964	86.76	9.055	09:03:39.805
2 -	30.376	103.0	16.726	131.3	26.840	70.4	IN PIT		2:41.858 P	54.12	1:09.949	09:06:21.663
3 -	OUTLAP	98.3	16.980	135.0	26.385	78.3	22.601	141.8	1:44.948	83.46	13.039	09:08:06.611
4 -	29.791	105.1	16.476	142.4	25.758	79.2	22.163	141.8	1:34.188	93.00	2.279	09:09:40.799
5 -	29.709	107.5	16.831	120.4	27.316	77.9	22.546	140.9	1:36.402	90.86	4.493	09:11:17.201
6 -	29.551	111.4	16.350	140.1	25.363	84.2	21.848	140.9	1:33.112 (3)	94.07	1.203	09:12:50.313
7 -	29.208	110.7	16.187	139.5	25.253	84.7	21.841	142.7	1:32.489 (2)	94.71	0.580	09:14:22.802
8 -	33.110	82.7					IN PIT		2:24.988 P	60.41	53.079	09:16:47.790
9 -	OUTLAP	98.1	16.813	134.4	26.054	78.9	22.532	141.8	1:43.091	84.97	11.182	09:18:30.881
10 -	29.145	108.7	16.325	140.1	27.518	78.9	22.583	142.4	1:35.571	91.65	3.662	09:20:06.452
11 -	29.161	108.2	16.138	141.5	25.006	86.5	21.604	144.9	1:31.909 (1)	95.30		09:21:38.361
12 -	30.482	87.2	17.531	126.3	27.687	76.7	22.686	143.0	1:38.386	89.03	6.477	09:23:16.747
13 -	32.535	84.3					IN PIT		1:29.073 P	98.34		09:24:45.820
14 -	OUTLAP	93.4	17.168	126.1	27.587	74.6	23.692	134.7	1:48.913	80.42	17.004	09:26:34.733

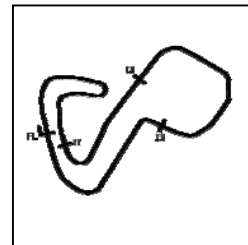
P2 9		Aaron CLIFFORD				Yamaha - Clifford Racing						
IDEAL LAP TIME : 1:32.098		BEST LAP TIME : 1:32.194				DIFFERENCE : 0.096						
LAP	SECTOR 1	SECTOR 2		SECTOR 3		SECTOR 4		LAP TIME	MPH	DIFF	TIME OF DAY	
1 -	OUTLAP	93.8	18.223	135.5	30.479	68.7	23.957	140.6	1:52.657	77.75	20.463	09:02:01.035
2 -	31.517	100.0	17.136	138.6	27.287	80.6	23.023	142.1	1:38.963	88.51	6.769	09:03:39.998
3 -	30.842	108.2	16.501	140.6	26.487	70.9	24.118	139.8	1:37.948	89.43	5.754	09:05:17.946
4 -	30.523	108.0	16.479	139.5	26.323	84.3	22.248	141.5	1:35.573	91.65	3.379	09:06:53.519
5 -	31.165	103.8	16.661	139.2	26.027	87.2	21.783	142.4	1:35.636	91.59	3.442	09:08:29.155
6 -	30.524	108.9	16.211	141.2	25.921	87.0	21.948	143.3	1:34.604	92.59	2.410	09:10:03.759
7 -	30.068	109.1	18.737	105.1	28.654	82.0	IN PIT		4:22.072 P	33.42	2:49.878	09:14:25.831
8 -	OUTLAP	96.6	17.171	133.6	25.882	86.9	21.990	140.3	1:46.436	82.30	14.242	09:16:12.267
9 -	30.112	108.7	16.397	140.6	25.357	86.0	21.804	140.6	1:33.670	93.51	1.476	09:17:45.937
10 -	29.818	108.5	16.446	141.5	25.764	86.2	21.862	142.4	1:33.890	93.29	1.696	09:19:19.827
11 -	29.667	110.1	16.446	142.7	25.214	88.7	21.597	141.2	1:32.924	94.26	0.730	09:20:52.751
12 -	29.554	109.8	16.378	142.7	25.144	88.5	21.689	141.2	1:32.765 (3)	94.43	0.571	09:22:25.516
13 -	29.501	109.6	16.234	141.2	25.151	92.5	21.644	141.2	1:32.530 (2)	94.67	0.336	09:23:58.046
14 -	29.597	114.7	16.123	144.0	24.942	88.1	21.532	142.1	1:32.194 (1)	95.01		09:25:30.240

P3 26		Adam HARTGROVE				Yamaha - Adam Hartgrove Racing						
IDEAL LAP TIME : 1:32.213		BEST LAP TIME : 1:32.234				DIFFERENCE : 0.021						
LAP	SECTOR 1	SECTOR 2		SECTOR 3		SECTOR 4		LAP TIME	MPH	DIFF	TIME OF DAY	
1 -	32.631	98.3	17.081	132.3	27.096	82.7	22.671	140.9	1:39.479	88.05	7.245	09:03:33.048
2 -	31.228	96.9	16.816	134.4	25.956	83.5	22.287	139.2	1:36.287	90.97	4.053	09:05:09.335
3 -	32.973	102.7	16.640	132.3	25.874	81.3	22.722	139.8	1:38.209	89.19	5.975	09:06:47.544
4 -	30.079	104.8	16.360	137.7	25.708	82.7	22.140	140.1	1:34.287	92.90	2.053	09:08:21.831
5 -	30.091	104.3	16.458	139.8	25.499	82.5	22.050	140.6	1:34.098	93.09	1.864	09:09:55.929
6 -	30.050	103.2	16.515	138.3	27.446	76.0	IN PIT		4:39.181 P	31.37	3:06.947	09:14:35.110
7 -	OUTLAP	102.7	16.568	144.3	25.217	85.3	22.154	139.2	1:41.131	86.61	8.897	09:16:16.241
8 -	29.701	105.1	16.332	142.7	25.160	85.8	21.712	141.5	1:32.905 (3)	94.28	0.671	09:17:49.146
9 -	29.632	106.6	16.190	137.5	25.463	83.6	21.890	142.1	1:33.175	94.01	0.941	09:19:22.321
10 -	29.804	107.5	16.119	140.6	26.010	79.7	21.884	142.1	1:33.817	93.37	1.583	09:20:56.138
11 -	29.569	106.8	16.725	135.0	26.123	79.7	22.562	136.1	1:34.979	92.22	2.745	09:22:31.117
12 -	29.716	107.0	16.192	140.6	25.070	84.4	21.792	141.5	1:32.770 (2)	94.42	0.536	09:24:03.887
13 -	29.370	109.2	16.124	144.6	25.012	87.4	21.728	142.1	1:32.234 (1)	94.97		09:25:36.121

2019 Bennetts British Superbike Championship - Round 4

2019 Pirelli National Superstock 600 Championship with Black Horse

FREE PRACTICE 1 - SECTOR ANALYSIS



SECTOR 1 = FL to I1, SECTOR 2 = I1 to I2 SECTOR 3 = I2 to I3, SECTOR 4 = I3 to FL, DIFF = Difference To Personal Best Lap, P = Crossed Finish Line in Pit Lane, D = Time Disallowed

P4		5		Kevin KEYES				Kawasaki - G&S Racing				
IDEAL LAP TIME : 1:32.627		BEST LAP TIME : 1:32.758				DIFFERENCE : 0.131						
LAP	SECTOR 1	SECTOR 2		SECTOR 3		SECTOR 4		LAP TIME	MPH	DIFF	TIME OF DAY	
1 -	OUTLAP	94.1	18.546	117.9	29.350	74.5	24.343	137.7	1:53.824	76.95	21.066	09:02:03.369
2 -	31.565	101.6	16.798	133.9	27.378	83.2	22.745	143.7	1:38.486	88.94	5.728	09:03:41.855
3 -	30.338	106.3	16.473	146.2	25.989	77.0	23.629	139.5	1:36.429	90.84	3.671	09:05:18.284
4 -	30.418	107.2	16.467	138.0	26.753	82.0	22.385	140.6	1:36.023	91.22	3.265	09:06:54.307
5 -	30.317	106.1	16.529	137.2	25.940	87.4	21.928	141.8	1:34.714	92.48	1.956	09:08:29.021
6 -	30.075	107.3	16.583	143.7	25.750	85.9	22.042	139.5	1:34.450	92.74	1.692	09:10:03.471
7 -	29.614	111.1	16.386	144.9	25.461	88.5	21.936	139.8	1:33.397	93.79	0.639	09:11:36.868
8 -	29.570	112.5	16.443	144.0	25.531	83.5	IN PIT		4:25.889	P	2:53.131	09:16:02.757
9 -	OUTLAP	106.6	16.532	143.7	25.161	91.6	22.130	139.5	1:45.827	82.77	13.069	09:17:48.584
10 -	29.749	110.5	16.312	146.2	25.502	86.2	21.996	141.5	1:33.559	93.62	0.801	09:19:22.143
11 -	29.471	108.0	16.265	144.3	25.292	85.7	21.730	145.2	1:32.758 (1)	94.43		09:20:54.901
12 -	30.188	107.2	16.436	138.3	25.666	86.9	21.839	143.3	1:34.129	93.06	1.371	09:22:29.030
13 -	29.512	113.3	16.279	145.2	25.290	90.5	21.854	140.9	1:32.935	(2)	0.177	09:24:01.965
14 -	29.637	111.6	16.391	144.6	25.430	90.0	21.860	140.1	1:33.318	(3)	0.560	09:25:35.283

P5		4		Caolan IRWIN				Kawasaki - Ready 4 Racing				
IDEAL LAP TIME :		BEST LAP TIME : 1:32.837				DIFFERENCE :						
LAP	SECTOR 1	SECTOR 2		SECTOR 3		SECTOR 4		LAP TIME	MPH	DIFF	TIME OF DAY	
1 -								1:39.407	88.12	6.570	09:03:34.793	
2 -								1:36.971	90.33	4.134	09:05:11.764	
3 -								1:36.477	90.79	3.640	09:06:48.241	
4 -								1:33.812	93.37	0.975	09:08:22.053	
5 -								1:43.052	85.00	10.215	09:10:05.105	
6 -								6:52.522	21.23	5:19.685	09:16:57.627	
7 -								1:33.709	93.47	0.872	09:18:31.336	
8 -								1:33.294	(2)	93.89	0.457	09:20:04.630
9 -								1:32.837 (1)	94.35			09:21:37.467
10 -								1:54.476	76.52	21.639		09:23:31.943
11 -								1:33.537	(3)	93.65	0.700	09:25:05.480

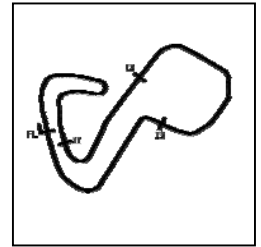
P6		28		Shane RICHARDSON				Kawasaki - Astro-JJR Racing					
IDEAL LAP TIME : 1:32.658		BEST LAP TIME : 1:32.888				DIFFERENCE : 0.230							
LAP	SECTOR 1	SECTOR 2		SECTOR 3		SECTOR 4		LAP TIME	MPH	DIFF	TIME OF DAY		
1 -	33.659	106.3	17.165	129.0	26.963	86.5	22.512	139.8	1:40.299	87.33	7.411	09:03:37.802	
2 -	31.481	106.8	16.746	136.6	27.079	81.5	22.638	138.6	1:37.944	89.43	5.056	09:05:15.746	
3 -	31.008	108.2	16.821	124.7	26.727	85.3	22.532	138.9	1:37.088	90.22	4.200	09:06:52.834	
4 -	31.435	104.3	16.729	138.3	25.685	88.5	22.137	140.1	1:35.986	91.26	3.098	09:08:28.820	
5 -	30.674	111.6	16.357	141.5	25.720	84.8	22.080	140.6	1:34.831	92.37	1.943	09:10:03.651	
6 -	29.861	114.1	16.378	144.3	25.241	87.1	21.951	141.5	1:33.431	(3)	93.75	0.543	09:11:37.082
7 -	29.897	111.6	16.369	142.7	25.228	82.6	22.859	140.1	1:34.353	92.84	1.465	09:13:11.435	
8 -	30.124	104.8	16.940	143.0	25.196	86.4	22.009	140.1	1:34.269	92.92	1.381	09:14:45.704	
9 -	30.307	114.1	16.437	144.3	24.876	87.7	21.932	140.3	1:33.552	93.63	0.664	09:16:19.256	
10 -	30.107	113.7	16.381	144.9	24.953	87.8	21.879	141.2	1:33.320	(2)	93.86	0.432	09:17:52.576
11 -	29.873	114.9	16.338	145.2	25.345	79.7	22.152	141.2	1:33.708	93.48	0.820	09:19:26.284	
12 -	31.224	112.0	16.524	128.8	26.186	83.8	21.976	140.3	1:35.910	91.33	3.022	09:21:02.194	
13 -	29.624	104.5	16.568	144.0	24.821	89.2	21.875	141.5	1:32.888 (1)	94.30		09:22:35.082	
14 -	30.421	113.5	16.371	136.1	25.686	82.2	IN PIT		2:21.954	P	61.70	49.066	09:24:57.036

MCRCB BULLETIN TK002

2019 Bennetts British Superbike Championship - Round 4

2019 Pirelli National Superstock 600 Championship with Black Horse

FREE PRACTICE 1 - SECTOR ANALYSIS



SECTOR 1 = FL to I1, SECTOR 2 = I1 to I2 SECTOR 3 = I2 to I3, SECTOR 4 = I3 to FL, DIFF = Difference To Personal Best Lap, P = Crossed Finish Line in Pit Lane, D = Time Disallowed

P7		7		Liam DELVES				Kawasaki - Via Moto Racing					
IDEAL LAP TIME : 1:32.998		BEST LAP TIME : 1:33.188		DIFFERENCE : 0.190									
LAP	SECTOR 1	SECTOR 2	SECTOR 3	SECTOR 4	LAP TIME	MPH	DIFF	TIME OF DAY					
1 -	OUTLAP	90.1	17.970	127.3	28.626	72.1	23.782	138.0	1:50.681	79.14	17.493	09:02:54.885	
2 -	32.728	99.5	17.547	133.6	27.053	77.3	22.821	139.2	1:40.149	87.46	6.961	09:04:35.034	
3 -	31.479	104.2	16.808	140.3	25.856	81.4	22.635	138.9	1:36.778	90.51	3.590	09:06:11.812	
4 -	31.083	105.5	16.708	140.6	25.580	82.2	22.482	140.1	1:35.853	91.38	2.665	09:07:47.665	
5 -	30.591	105.8	16.732	141.2	25.498	83.7	22.248	141.5	1:35.069	92.14	1.881	09:09:22.734	
6 -	30.667	102.6	16.581	143.0	25.510	80.9	22.685	139.2	1:35.443	91.78	2.255	09:10:58.177	
7 -	30.541	105.0	16.733	138.9	27.647	75.4	IN PIT		4:47.662	P	3:14.474	09:15:45.839	
8 -	OUTLAP	103.0	16.747	142.7	25.456	85.2	22.171	139.5	1:44.439	83.87	11.251	09:17:30.278	
9 -	30.081	108.0	16.306	145.2	25.177	86.2	22.070	140.1	1:33.634	93.55	0.446	09:19:03.912	
10 -	30.059	107.3	16.347	145.8	24.787	87.8	21.995	141.5	1:33.188 (1)	94.00		09:20:37.100	
11 -	30.232	107.3	16.485	144.9	24.864	86.9	21.896	141.2	1:33.477	(3)	93.71	0.289	09:22:10.577
12 -	30.009	106.6	16.317	145.2	24.916	83.7	22.095	142.4	1:33.337	(2)	93.85	0.149	09:23:43.914
13 -	30.048	102.9	16.416	144.3	25.984	76.3	22.477	140.9	1:34.925	92.28	1.737	09:25:18.839	

P8		14		Louis VALLELEY				Yamaha - R&R Racing					
IDEAL LAP TIME : 1:32.998		BEST LAP TIME : 1:33.293		DIFFERENCE : 0.295									
LAP	SECTOR 1	SECTOR 2	SECTOR 3	SECTOR 4	LAP TIME	MPH	DIFF	TIME OF DAY					
1 -	OUTLAP	98.8	17.362	122.4	28.595	72.2	23.469	137.7	1:50.267	79.44	16.974	09:01:53.441	
2 -	31.194	105.8	16.625	138.9	25.920	83.3	22.491	137.7	1:36.230	91.03	2.937	09:03:29.671	
3 -	30.740	108.7	16.513	139.5	25.623	87.1	22.247	137.5	1:35.123	92.08	1.830	09:05:04.794	
4 -	30.660	107.7	16.510	143.0	25.785	85.0	22.275	137.7	1:35.230	91.98	1.937	09:06:40.024	
5 -	30.081	108.2	16.514	140.3	25.646	85.0	22.193	138.6	1:34.434	92.76	1.141	09:08:14.458	
6 -	30.197	107.5	16.378	137.5	25.600	87.1	22.112	139.8	1:34.287	92.90	0.994	09:09:48.745	
7 -	29.911	109.4	16.357	141.5	25.552	87.0	22.128	138.0	1:33.948	93.24	0.655	09:11:22.693	
8 -	29.939	110.3	16.304	139.8	25.347	88.4	22.028	138.9	1:33.618	(3)	93.57	0.325	09:12:56.311
9 -	29.816	111.1	16.318	143.0	25.159	90.3	22.000	138.9	1:33.293 (1)	93.89		09:14:29.604	
10 -	29.766	109.4	16.738	138.3	26.392	82.2	22.182	138.9	1:35.078	92.13	1.785	09:16:04.682	
11 -	29.921	111.6	16.675	142.4	26.046	87.6	22.073	140.3	1:34.715	92.48	1.422	09:17:39.397	
12 -	31.886	98.6	20.452	122.6	25.778	89.3	21.975	139.8	1:40.091	87.51	6.798	09:19:19.488	
13 -	29.955	108.7	16.657	136.9	26.144	83.7	22.037	141.2	1:34.793	92.41	1.500	09:20:54.281	
14 -	31.339	104.8	16.390	142.1	27.227	75.3	23.342	141.5	1:38.298	89.11	5.005	09:22:32.579	
15 -	30.233	102.9	16.811	137.2	25.720	86.5	22.143	139.5	1:34.907	92.29	1.614	09:24:07.486	
16 -	30.090	108.0	16.365	144.3	25.244	87.7	21.769	142.1	1:33.468	(2)	93.72	0.175	09:25:40.954

P9		79		Storm STACEY				Kawasaki - STAUFF Quick Connect Superstock 600					
IDEAL LAP TIME : 1:33.306		BEST LAP TIME : 1:33.346		DIFFERENCE : 0.040									
LAP	SECTOR 1	SECTOR 2	SECTOR 3	SECTOR 4	LAP TIME	MPH	DIFF	TIME OF DAY					
1 -	OUTLAP	86.9	18.519	136.6	29.085	72.3	24.459	137.5	1:54.932	76.21	21.586	09:02:24.513	
2 -	34.131	90.4	17.840	139.8	27.648	74.3	23.395	139.5	1:43.014	85.03	9.668	09:04:07.527	
3 -	32.456	96.2	17.288	144.9	26.905	76.5	23.427	137.7	1:40.076	87.53	6.730	09:05:47.603	
4 -	31.655	100.0	17.162	137.7	27.197	81.6	22.839	139.2	1:38.853	88.61	5.507	09:07:26.456	
5 -	31.138	107.2	16.832	145.2	26.415	80.4	22.622	141.2	1:37.007	90.30	3.661	09:09:03.463	
6 -	30.721	106.5	16.816	144.6	26.290	72.6	IN PIT		3:53.595	P	37.50	2:20.249	09:12:57.058
7 -	OUTLAP	102.4	16.980	144.3	26.418	78.9	22.789	139.8	1:45.289	83.19	11.943	09:14:42.347	
8 -	30.744	107.2	16.526	146.5	25.727	83.2	22.307	140.1	1:35.304	91.91	1.958	09:16:17.651	
9 -	30.229	108.5	16.542	146.8	25.488	83.5	22.171	141.8	1:34.430	92.76	1.084	09:17:52.081	
10 -	29.960	110.0	16.434	146.8	25.533	81.6	22.185	143.0	1:34.112	(3)	93.07	0.766	09:19:26.193
11 -	30.396	111.1	16.443	146.5	25.406	86.0	22.108	140.3	1:34.353	92.84	1.007	09:21:00.546	
12 -	30.080	104.8	16.798	146.2	25.389	82.5	22.302	140.6	1:34.569	92.62	1.223	09:22:35.115	
13 -	29.866	114.1	16.280	148.7	25.515	82.4	22.265	143.7	1:33.926	(2)	93.26	0.580	09:24:09.041
14 -	29.835	110.5	16.320	149.1	25.260	83.1	21.931	145.5	1:33.346 (1)	93.84		09:25:42.387	

Weather / Track : Cloudy / Dry

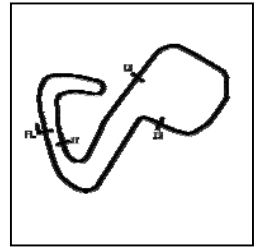
Brands Hatch GP
Circuit Length = 2.4332 miles
Start: 09:00 Flag 09:25 End: 09:27

MCRCB BULLETIN TK002

2019 Bennetts British Superbike Championship - Round 4

2019 Pirelli National Superstock 600 Championship with Black Horse

FREE PRACTICE 1 - SECTOR ANALYSIS



SECTOR 1 = FL to I1, SECTOR 2 = I1 to I2 SECTOR 3 = I2 to I3, SECTOR 4 = I3 to FL, DIFF = Difference To Personal Best Lap, P = Crossed Finish Line in Pit Lane, D = Time Disallowed

P10 2		TJ TOMS		Kawasaki - G&S Racing									
IDEAL LAP TIME : 1:32.801		BEST LAP TIME : 1:33.459		DIFFERENCE : 0.658									
LAP	SECTOR 1	SECTOR 2	SECTOR 3	SECTOR 4	LAP TIME	MPH	DIFF	TIME OF DAY					
1 -	32.560	94.1	17.373	126.8	28.412	80.1	22.737	142.4	1:41.082	86.66	7.623	09:03:42.306	
2 -	31.321	104.0	16.682	131.8	27.209	80.5	22.326	140.9	1:37.538	89.80	4.079	09:05:19.844	
3 -	30.958	100.1	16.670	135.0	26.532	76.2	22.771	140.6	1:36.931	90.37	3.472	09:06:56.775	
4 -	30.131	102.7	16.513	140.1	26.489	79.2	22.220	142.4	1:35.353	91.86	1.894	09:08:32.128	
5 -	30.097	103.7	16.784	143.0	25.940	84.2	22.253	140.3	1:35.074	92.13	1.615	09:10:07.202	
6 -	29.936	108.0	16.531	132.8	26.979	82.8	IN PIT		4:22.046	P	33.42	2:48.587	09:14:29.248
7 -	OUTLAP	101.5	16.789	134.7	26.520	82.8	22.295	140.1	1:44.241	84.03	10.782	09:16:13.489	
8 -	29.935	107.7	16.456	144.6	25.495	86.3	22.111	139.8	1:33.997	93.19	0.538	09:17:47.486	
9 -	29.507	109.1	16.253	147.8	25.931	84.4	21.967	141.8	1:33.658	(3)	93.53	0.199	09:19:21.144
10 -	29.999	108.5	16.212	140.6	25.462	84.3	21.977	143.3	1:33.650	(2)	93.53	0.191	09:20:54.794
11 -	30.533	103.8	16.391	140.1	26.653	81.2	22.692	140.9	1:36.269	90.99	2.810	09:22:31.063	
12 -	31.606	100.6	16.901	142.4	25.533	87.2	22.282	140.1	1:36.322	90.94	2.863	09:24:07.385	
13 -	29.952	108.5	16.425	145.2	25.197	90.1	21.885	141.2	1:33.459	(1)	93.72		09:25:40.844

P11 89		Taylor MORETON		Yamaha - Lloyd & Jones Parweld							
IDEAL LAP TIME :		BEST LAP TIME : 1:33.809		DIFFERENCE :							
LAP	SECTOR 1	SECTOR 2	SECTOR 3	SECTOR 4	LAP TIME	MPH	DIFF	TIME OF DAY			
1 -					1:40.946	86.77	7.137	09:04:20.898			
2 -					1:36.756	90.53	2.947	09:05:57.654			
3 -					3:51.519	37.83	2:17.710	09:09:49.173			
4 -					1:34.797	92.40	0.988	09:11:23.970			
5 -					1:34.169	93.02	0.360	09:12:58.139			
6 -					1:33.925	(2)	93.26	0.116	09:14:32.064		
7 -					3:44.425	39.03	2:10.616	09:18:16.489			
8 -					1:34.607	92.59	0.798	09:19:51.096			
9 -					1:34.221	92.97	0.412	09:21:25.317			
10 -					1:33.809	(1)	93.37	09:22:59.126			
11 -					1:34.141	(3)	93.05	0.332	09:24:33.267		
12 -					1:34.246	92.94	0.437	09:26:07.513			

P12 99		Ben LUXTON		Kawasaki - JR Performance Racing									
IDEAL LAP TIME : 1:33.572		BEST LAP TIME : 1:33.981		DIFFERENCE : 0.409									
LAP	SECTOR 1	SECTOR 2	SECTOR 3	SECTOR 4	LAP TIME	MPH	DIFF	TIME OF DAY					
1 -	32.126	101.8	16.952	136.9	26.590	82.4	22.451	141.5	1:38.119	89.27	4.138	09:03:32.364	
2 -	31.713	97.2	16.716	140.6	25.698	82.3	22.625	140.6	1:36.752	90.53	2.771	09:05:09.116	
3 -	33.979	91.9	17.117	129.8	26.639	73.7	23.017	140.9	1:40.752	86.94	6.771	09:06:49.868	
4 -	30.468	102.1	16.589	140.6	25.434	83.9	21.984	141.5	1:34.475	92.72	0.494	09:08:24.343	
5 -	30.343	100.6	16.531	143.0	25.548	81.7	22.022	140.9	1:34.444	(3)	92.75	0.463	09:09:58.787
6 -	29.962	104.8	16.379	144.3	25.335	82.3	22.305	139.8	1:33.981	(1)	93.20		09:11:32.768
7 -	33.362	74.5					IN PIT		4:26.507	P	32.86	2:52.526	09:15:59.275
8 -	OUTLAP	96.6	17.278	135.8	26.127	83.8	22.245	140.1	1:45.740	82.84	11.759	09:17:45.015	
9 -	31.346	101.8	16.377	137.7	25.628	84.4	21.993	141.5	1:35.344	91.87	1.363	09:19:20.359	
10 -	30.066	101.5	16.301	138.0	25.647	81.4	21.974	144.0	1:33.988	(2)	93.20	0.007	09:20:54.347
11 -	30.589	103.8	16.329	138.9	25.460	84.9	22.210	140.1	1:34.588	92.61	0.607	09:22:28.935	
12 -	38.994	93.8					IN PIT		3:23.080	P	43.13	1:49.099	09:25:52.015

Weather / Track : Cloudy / Dry

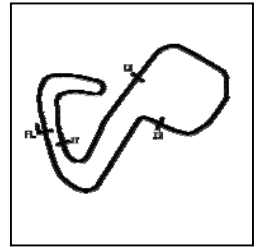
Brands Hatch GP
Circuit Length = 2.4332 miles
Start: 09:00 Flag 09:25 End: 09:27

MCRCB BULLETIN TK002

2019 Bennetts British Superbike Championship - Round 4

2019 Pirelli National Superstock 600 Championship with Black Horse

FREE PRACTICE 1 - SECTOR ANALYSIS



SECTOR 1 = FL to I1, SECTOR 2 = I1 to I2 SECTOR 3 = I2 to I3, SECTOR 4 = I3 to FL, DIFF = Difference To Personal Best Lap, P = Crossed Finish Line in Pit Lane, D = Time Disallowed

P13 66		Cameron FRASER				Yamaha - Jones Dorling Racing						
IDEAL LAP TIME : 1:33.533		BEST LAP TIME : 1:33.993				DIFFERENCE : 0.460						
LAP	SECTOR 1	SECTOR 2		SECTOR 3		SECTOR 4		LAP TIME	MPH	DIFF	TIME OF DAY	
1 -	OUTLAP	91.1	18.037	135.0	28.219	75.5	23.697	137.2	1:51.160	78.80	17.167	09:02:57.899
2 -	32.978	99.5	17.272	135.5	27.086	81.1	22.644	138.6	1:39.980	87.61	5.987	09:04:37.879
3 -	31.552	106.5	16.874	138.6	26.484	86.7	22.701	138.3	1:37.611	89.74	3.618	09:06:15.490
4 -	31.235	103.4	17.030	143.7	26.285	81.0	22.394	139.2	1:36.944	90.35	2.951	09:07:52.434
5 -	30.942	103.8	16.939	141.5	26.229	89.1	22.293	139.8	1:36.403	90.86	2.410	09:09:28.837
6 -	30.761	107.2	16.621	144.0	25.906	85.8	22.336	139.8	1:35.624	91.60	1.631	09:11:04.461
7 -	30.519	109.6	16.527	143.3	26.035	88.5	22.122	140.6	1:35.203	92.01	1.210	09:12:39.664
8 -	31.108	106.0	16.517	143.0	26.168	83.7	22.761	142.1	1:36.554	90.72	2.561	09:14:16.218
9 -	30.728	108.2	16.560	144.3	25.672	86.3	22.285	140.1	1:35.245	91.97	1.252	09:15:51.463
10 -	30.378	109.1	16.468	144.3	25.522	89.2	21.943	140.6	1:34.311	92.88	0.318	09:17:25.774
11 -	30.128	109.2	16.451	144.9	25.556	90.8	22.043	140.3	1:34.178 (2)	93.01	0.185	09:18:59.952
12 -	30.315	108.0	16.409	144.9	25.426	89.5	21.843	141.2	1:33.993 (1)	93.19		09:20:33.945
13 -	29.855	108.5	16.476	145.8	25.447	84.7	22.469	142.7	1:34.247 (3)	92.94	0.254	09:22:08.192
14 -	30.637	104.5	16.628	146.5	25.455	89.2	21.872	142.4	1:34.592	92.60	0.599	09:23:42.784
15 -	30.131	102.9	16.748	134.4	26.890	72.5	23.075	138.9	1:36.844	90.45	2.851	09:25:19.628

P14 77		Brent HARRAN				Yamaha - Everquip Racing						
IDEAL LAP TIME : 1:34.187		BEST LAP TIME : 1:34.187				DIFFERENCE : 0.000						
LAP	SECTOR 1	SECTOR 2		SECTOR 3		SECTOR 4		LAP TIME	MPH	DIFF	TIME OF DAY	
1 -	33.538	91.9	17.627	126.6	28.421	75.5	23.299	134.2	1:42.885	85.14	8.698	09:03:41.519
2 -	32.571	98.9	17.124	124.7	27.047	77.0	22.721	138.0	1:39.463	88.07	5.276	09:05:20.982
3 -	31.834	94.1	17.440	130.0	26.659	83.0	22.997	136.6	1:38.930	88.54	4.743	09:06:59.912
4 -	31.455	99.2	17.121	132.6	26.899	79.1	22.969	137.5	1:38.444	88.98	4.257	09:08:38.356
5 -	31.594	101.0	17.025	131.8	27.177	80.6	22.853	136.9	1:38.649	88.79	4.462	09:10:17.005
6 -	31.314	104.8	17.028	132.8	26.844	82.8	22.752	136.3	1:37.938	89.44	3.751	09:11:54.943
7 -	32.675	89.4	17.516	129.8	27.167	82.3	IN PIT		3:56.294 P	37.07	2:22.107	09:15:51.237
8 -	OUTLAP	96.8	17.330	131.0	26.751	83.8	22.607	138.3	1:49.435	80.04	15.248	09:17:40.672
9 -	31.338	102.6	16.844	134.2	26.468	83.0	22.678	137.7	1:37.328	90.00	3.141	09:19:18.000
10 -	30.950	101.9	16.785	135.2	26.191	85.9	22.195	138.9	1:36.121 (2)	91.13	1.934	09:20:54.121
11 -	30.597	103.4	16.527	133.4	26.962	78.9	22.884	134.2	1:36.970	90.33	2.783	09:22:31.091
12 -	31.670	96.8	17.064	137.5	25.957	83.5	22.174	140.9	1:36.865 (3)	90.43	2.678	09:24:07.956
13 -	30.132	105.5	16.399	137.7	25.644	86.9	22.012	140.3	1:34.187 (1)	93.00		09:25:42.143

P15 32		Mark PIPER				Yamaha - Pied Piper Racing						
IDEAL LAP TIME : 1:33.521		BEST LAP TIME : 1:34.316				DIFFERENCE : 0.795						
LAP	SECTOR 1	SECTOR 2		SECTOR 3		SECTOR 4		LAP TIME	MPH	DIFF	TIME OF DAY	
1 -	OUTLAP	87.2	18.757	129.3	30.428	68.9	24.153	138.0	1:56.041	75.48	21.725	09:02:01.057
2 -	32.143	100.4	17.052	130.3	27.666	77.4	22.696	141.8	1:39.557	87.98	5.241	09:03:40.614
3 -	30.638	103.2	16.701	136.9	26.388	78.4	23.790	137.5	1:37.517	89.82	3.201	09:05:18.131
4 -	30.906	103.8	16.523	136.9	26.788	76.8	22.458	143.7	1:36.675	90.61	2.359	09:06:54.806
5 -	30.363	90.0	16.774	134.7	25.993	82.2	22.219	142.1	1:35.349	91.87	1.033	09:08:30.155
6 -	29.991	101.9	16.430	136.9	25.906	79.6	22.090	141.8	1:34.417 (3)	92.77	0.101	09:10:04.572
7 -	29.977	108.0	16.408	139.8	25.917	82.2	22.128	139.8	1:34.430	92.76	0.114	09:11:39.002
8 -	29.710	112.0	16.525	141.8	25.959	80.3	22.421	140.3	1:34.615	92.58	0.299	09:13:13.617
9 -	29.638	108.0	16.538	140.1	25.619	87.7	22.521	140.6	1:34.316 (1)	92.87		09:14:47.933
10 -	29.641	106.8	16.649	136.9	26.442	77.0	IN PIT		3:57.285 P	36.91	2:22.969	09:18:45.218
11 -	OUTLAP	105.3	16.920	139.2	25.844	82.4	22.193	142.4	1:46.285	82.41	11.969	09:20:31.503
12 -	30.363	99.1	16.805	135.5	26.649	79.0	22.712	141.8	1:36.529	90.74	2.213	09:22:08.032
13 -	30.108	109.6	16.798	141.8	25.564	82.5	21.911	141.8	1:34.381 (2)	92.81	0.065	09:23:42.413
14 -	30.257	97.5	16.831	138.6	26.739	69.7	23.556	128.5	1:37.383	89.95	3.067	09:25:19.796

Weather / Track : Cloudy / Dry

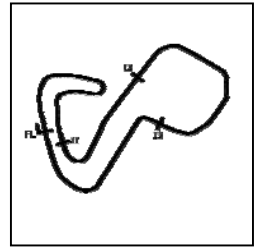
Brands Hatch GP
Circuit Length = 2.4332 miles
Start: 09:00 Flag 09:25 End: 09:27

MCRCB BULLETIN TK002

2019 Bennetts British Superbike Championship - Round 4

2019 Pirelli National Superstock 600 Championship with Black Horse

FREE PRACTICE 1 - SECTOR ANALYSIS



SECTOR 1 = FL to I1, SECTOR 2 = I1 to I2 SECTOR 3 = I2 to I3, SECTOR 4 = I3 to FL, DIFF = Difference To Personal Best Lap, P = Crossed Finish Line in Pit Lane, D = Time Disallowed

P16 44		Ewan POTTER				Yamaha - Jones Dorling Racing						
IDEAL LAP TIME : 1:34.325		BEST LAP TIME : 1:34.592				DIFFERENCE : 0.267						
LAP	SECTOR 1	SECTOR 2		SECTOR 3		SECTOR 4		LAP TIME	MPH	DIFF	TIME OF DAY	
1 -	OUTLAP	82.1	18.749	127.0	32.018	66.0	24.654	138.3	1:56.919	74.92	22.327	09:02:08.234
2 -	34.511	86.0	17.930	124.7	30.587	74.0	23.506	137.2	1:46.534	82.22	11.942	09:03:54.768
3 -	33.182	88.8	17.640	128.3	27.811	81.1	22.938	139.8	1:41.571	86.24	6.979	09:05:36.339
4 -	31.664	102.4	17.011	135.0	27.076	85.9	22.710	140.1	1:38.461	88.96	3.869	09:07:14.800
5 -	31.812	100.0	16.997	141.8	26.991	80.8	22.662	140.1	1:38.462	88.96	3.870	09:08:53.262
6 -	31.459	103.7	17.198	142.4	26.710	83.7	22.701	140.1	1:38.068	89.32	3.476	09:10:31.330
7 -	32.198	100.0	16.737	141.8	26.663	83.3	23.112	139.2	1:38.710	88.74	4.118	09:12:10.040
8 -	31.023	107.3	16.609	142.4	27.107	77.3	22.796	140.1	1:37.535	89.81	2.943	09:13:47.575
9 -	30.865	111.8	16.581	143.7	26.482	84.5	22.415	140.3	1:36.343	90.92	1.751	09:15:23.918
10 -	30.845	111.2	16.760	140.9	26.103	86.1	22.268	141.2	1:35.976	91.27	1.384	09:16:59.894
11 -	30.324	107.5	16.525	145.2	25.750	87.1	22.201	141.5	1:34.800 (3)	92.40	0.208	09:18:34.694
12 -	30.512	105.8	16.588	145.5	26.006	84.2	22.229	141.8	1:35.335	91.88	0.743	09:20:10.029
13 -	30.643	110.3	16.367	146.2	25.925	86.0	22.141	142.1	1:35.076	92.13	0.484	09:21:45.105
14 -	31.012	103.7	16.665	140.6	26.987	84.0	22.420	141.5	1:37.084	90.22	2.492	09:23:22.189
15 -	30.233	109.1	16.447	144.3	25.705	91.9	22.207	141.5	1:34.592 (1)	92.60		09:24:56.781
16 -	30.371	111.1	16.467	142.4	25.584	87.4	22.231	141.8	1:34.653 (2)	92.54	0.061	09:26:31.434

P17 42		Sam HOLME				Yamaha - HIA/Optimum Bikes Racing						
IDEAL LAP TIME : 1:34.899		BEST LAP TIME : 1:34.966				DIFFERENCE : 0.067						
LAP	SECTOR 1	SECTOR 2		SECTOR 3		SECTOR 4		LAP TIME	MPH	DIFF	TIME OF DAY	
1 -	33.896	94.6	17.777	130.5	28.140	77.2	23.656	137.5	1:43.469	84.66	8.503	09:03:41.413
2 -	32.216	97.6	17.275	135.5	26.924	80.6	22.901	138.3	1:39.316	88.20	4.350	09:05:20.729
3 -	31.711	95.5	17.268	136.1	26.813	83.3	23.221	136.6	1:39.013	88.47	4.047	09:06:59.742
4 -	31.618	96.0	17.369	137.5	26.936	80.4	23.180	137.5	1:39.103	88.39	4.137	09:08:38.845
5 -	31.502	100.3	17.068	132.1	27.039	78.4	22.884	138.6	1:38.493	88.93	3.527	09:10:17.338
6 -	31.681	101.3	17.309	133.6	26.528	82.4	22.676	136.9	1:38.194	89.20	3.228	09:11:55.532
7 -	31.632	96.5	17.122	133.9	26.500	83.4	22.692	135.5	1:37.946	89.43	2.980	09:13:33.478
8 -	31.207	103.0	16.912	137.2	26.143	85.1	22.622	135.8	1:36.884	90.41	1.918	09:15:10.362
9 -	31.049	103.8	16.911	134.7	26.154	82.1	22.671	135.8	1:36.785	90.50	1.819	09:16:47.147
10 -	31.061	101.5	16.797	135.2	25.912	82.8	22.548	137.2	1:36.318	90.94	1.352	09:18:23.465
11 -	30.787	101.0	16.761	135.8	26.014	86.2	22.410	136.9	1:35.972	91.27	1.006	09:19:59.437
12 -	30.651	101.9	16.790	138.0	25.685	86.8	22.296	138.6	1:35.422 (2)	91.80	0.456	09:21:34.859
13 -	30.495	102.4	16.663	134.7	26.893	78.3	22.891	139.5	1:36.942	90.36	1.976	09:23:11.801
14 -	30.608	107.3	16.787	138.3	25.731	87.0	22.344	137.5	1:35.470 (3)	91.75	0.504	09:24:47.271
15 -	30.352	102.4	16.718	137.7	25.588	90.5	22.308	138.6	1:34.966 (1)	92.24		09:26:22.237

P18 49		James ALDERSON				Triumph - R Alderson and Sons Racing						
IDEAL LAP TIME : 1:34.647		BEST LAP TIME : 1:35.079				DIFFERENCE : 0.432						
LAP	SECTOR 1	SECTOR 2		SECTOR 3		SECTOR 4		LAP TIME	MPH	DIFF	TIME OF DAY	
1 -	32.454	97.1	17.186	133.9	27.588	77.9	23.099	139.8	1:40.327	87.31	5.248	09:03:41.695
2 -	31.824	103.8	16.683	142.7	26.444	87.4	22.240	141.2	1:37.191	90.13	2.112	09:05:18.886
3 -	30.829	102.2	16.695	138.0	26.824	82.9	22.408	141.2	1:36.756	90.53	1.677	09:06:55.642
4 -	30.612	102.4	17.221	131.3	26.811	84.0	22.077	143.0	1:36.721	90.56	1.642	09:08:32.363
5 -	30.513	99.1	17.036	133.6	26.566	78.3	22.211	143.3	1:36.326	90.93	1.247	09:10:08.689
6 -	30.992	107.5	16.670	143.7	25.894	86.9	22.726	138.9	1:36.282 (3)	90.98	1.203	09:11:44.971
7 -	32.393	101.8	16.953	130.3	26.894	80.8	IN PIT		4:49.585 P	30.24	3:14.506	09:16:34.556
8 -	OUTLAP	100.1	17.290	138.6	26.490	87.4	22.572	139.2	1:46.275	82.42	11.196	09:18:20.831
9 -	30.448	108.2	16.596	143.3	25.931	88.0	22.104	140.1	1:35.079 (1)	92.13		09:19:55.910
10 -	30.083	102.9	16.593	140.1	26.379	90.3	22.449	133.9	1:35.504 (2)	91.72	0.425	09:21:31.414
11 -	30.996	83.1					IN PIT		2:47.183 P	52.39	1:12.104	09:24:18.597
12 -	OUTLAP	88.4	19.955	89.2	28.535	82.6	23.220	134.7	1:59.867	73.07	24.788	09:26:18.464

Weather / Track : Cloudy / Dry

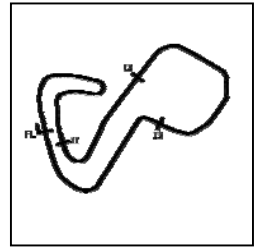
Brands Hatch GP
Circuit Length = 2.4332 miles
Start: 09:00 Flag 09:25 End: 09:27

MCRCB BULLETIN TK002

2019 Bennetts British Superbike Championship - Round 4

2019 Pirelli National Superstock 600 Championship with Black Horse

FREE PRACTICE 1 - SECTOR ANALYSIS



SECTOR 1 = FL to I1, SECTOR 2 = I1 to I2 SECTOR 3 = I2 to I3, SECTOR 4 = I3 to FL, DIFF = Difference To Personal Best Lap, P = Crossed Finish Line in Pit Lane, D = Time Disallowed

P19 22		Eunan McGLINCHEY				Kawasaki - Team #109 Kawasaki							
IDEAL LAP TIME : 1:35.087		BEST LAP TIME : 1:35.087				DIFFERENCE : 0.000							
LAP	SECTOR 1	SECTOR 2		SECTOR 3		SECTOR 4		LAP TIME	MPH	DIFF	TIME OF DAY		
1 -	OUTLAP	92.8	18.217	116.5	28.608	75.6	23.885	138.0	1:53.706	77.03	18.619	09:04:26.052	
2 -	32.342	101.8	17.384	131.3	27.490	82.4	23.358	137.2	1:40.574	87.09	5.487	09:06:06.626	
3 -	31.426	102.2	17.251	136.6	26.971	83.5	22.789	140.1	1:38.437	88.98	3.350	09:07:45.063	
4 -	30.778	108.9	16.904	136.6	26.862	84.2	22.735	140.6	1:37.279	90.04	2.192	09:09:22.342	
5 -	31.420	102.4	16.811	142.4	26.181	86.4	22.538	142.1	1:36.950	90.35	1.863	09:10:59.292	
6 -	31.424	110.0	16.944	144.6	27.238	83.5	22.803	138.6	1:38.409	89.01	3.322	09:12:37.701	
7 -	31.232	107.8	16.998	143.3	27.179	79.7	23.005	136.6	1:38.414	89.01	3.327	09:14:16.115	
8 -	31.731	100.1	16.937	144.0	26.211	87.8	22.460	140.1	1:37.339	89.99	2.252	09:15:53.454	
9 -	31.687	107.8	17.000	138.6	26.616	86.0	IN PIT		3:46.315	P	2:11.228	09:19:39.769	
10 -	OUTLAP	52.7	18.549	139.5	25.972	91.3	22.768	144.3	1:52.936	77.56	17.849	09:21:32.705	
11 -	30.804	106.0	17.003	142.7	26.033	89.8	22.800	139.8	1:36.640	(3)	90.64	1.553	09:23:09.345
12 -	30.528	108.7	16.829	143.0	26.069	87.0	22.479	140.6	1:35.905	(2)	91.33	0.818	09:24:45.250
13 -	30.354	109.6	16.687	144.6	25.710	89.7	22.336	141.8	1:35.087	(1)	92.12		09:26:20.337

P20 46		Harry ROWLINGS				Triumph - BER / Steve Jordan Motorcycles							
IDEAL LAP TIME : 1:34.917		BEST LAP TIME : 1:35.203				DIFFERENCE : 0.286							
LAP	SECTOR 1	SECTOR 2		SECTOR 3		SECTOR 4		LAP TIME	MPH	DIFF	TIME OF DAY		
1 -	32.929	92.6	17.227	122.9	28.335	73.4	23.116	139.2	1:41.607	86.21	6.404	09:03:35.983	
2 -	31.636	96.4	16.947	123.3	28.444	75.3	23.010	138.9	1:40.037	87.56	4.834	09:05:16.020	
3 -	31.408	93.9	17.086	126.6	27.414	76.2	22.780	142.1	1:38.688	88.76	3.485	09:06:54.708	
4 -	30.901	96.1	17.398	128.8	26.714	78.3	22.246	141.8	1:37.259	90.06	2.056	09:08:31.967	
5 -	30.807	98.2	17.053	131.8	26.496	78.1	22.273	140.9	1:36.629	90.65	1.426	09:10:08.596	
6 -	31.363	98.8	17.078	127.3	26.631	77.8	22.405	141.5	1:37.477	89.86	2.274	09:11:46.073	
7 -	30.679	101.8	17.152	125.4	26.830	79.3	22.340	139.8	1:37.001	90.30	1.798	09:13:23.074	
8 -	30.674	103.5	16.640	133.4	26.628	77.7	22.219	140.3	1:36.161	91.09	0.958	09:14:59.235	
9 -	30.408	101.6	16.798	133.6	26.155	82.2	22.160	139.2	1:35.521	(2)	91.70	0.318	09:16:34.756
10 -	30.422	99.1	16.898	128.8	26.444	76.8	22.438	139.8	1:36.202	91.05	0.999	09:18:10.958	
11 -	30.449	98.1	16.908	124.5	26.554	78.3	22.178	139.5	1:36.089	(3)	91.16	0.886	09:19:47.047
12 -	30.369	99.2	16.704	131.3	26.054	81.8	22.076	141.2	1:35.203	(1)	92.01		09:21:22.250

P21 34		Aaron SILVESTER				Yamaha - A & J Racing							
IDEAL LAP TIME : 1:34.905		BEST LAP TIME : 1:35.266				DIFFERENCE : 0.361							
LAP	SECTOR 1	SECTOR 2		SECTOR 3		SECTOR 4		LAP TIME	MPH	DIFF	TIME OF DAY		
1 -	32.722	97.1	17.589	118.1	27.517	79.8	22.830	136.6	1:40.658	87.02	5.392	09:03:34.324	
2 -	31.649	93.9	17.378	124.5	26.634	81.2	22.737	136.1	1:38.398	89.02	3.132	09:05:12.722	
3 -	31.328	94.6	18.559	120.4	27.283	78.6	23.058	138.0	1:40.228	87.39	4.962	09:06:52.950	
4 -	31.657	101.3	17.462	123.3	26.520	83.6	22.501	138.3	1:38.140	89.25	2.874	09:08:31.090	
5 -	30.804	96.2	17.411	123.8	26.562	81.6	22.524	138.6	1:37.301	90.02	2.035	09:10:08.391	
6 -	31.344	96.6	17.139	131.5	26.398	81.2	22.553	138.6	1:37.434	89.90	2.168	09:11:45.825	
7 -	30.828	100.6	17.161	128.0	26.252	83.9	22.512	138.0	1:36.753	90.53	1.487	09:13:22.578	
8 -	30.919	101.3	16.853	133.1	26.140	82.0	22.342	138.0	1:36.254	91.00	0.988	09:14:58.832	
9 -	30.653	101.3	16.938	132.3	26.391	79.7	22.278	140.1	1:36.260	91.00	0.994	09:16:35.092	
10 -	30.659	98.5	17.262	130.8	25.942	81.0	22.567	138.9	1:36.430	90.84	1.164	09:18:11.522	
11 -	30.504	103.8	16.803	130.0	26.235	78.8	22.371	140.1	1:35.913	91.33	0.647	09:19:47.435	
12 -	30.418	100.0	16.770	130.5	25.881	82.6	22.197	140.6	1:35.266	(1)	91.95		09:21:22.701
13 -	30.427	104.8	16.738	132.8	25.910	84.3	22.204	139.2	1:35.279	(2)	91.93	0.013	09:22:57.980
14 -	30.988	97.2	16.975	132.3	25.620	84.4	22.154	139.8	1:35.737	91.49	0.471	09:24:33.717	
15 -	30.767	102.2	16.869	137.2	25.595	84.8	22.286	139.8	1:35.517	(3)	91.70	0.251	09:26:09.234

Weather / Track : Cloudy / Dry

Brands Hatch GP

Circuit Length = 2.4332 miles

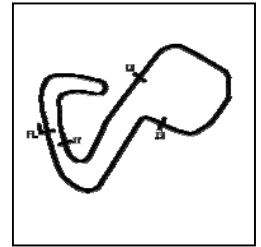
Start: 09:00 Flag 09:25 End: 09:27

MCRCB BULLETIN TK002

2019 Bennetts British Superbike Championship - Round 4

2019 Pirelli National Superstock 600 Championship with Black Horse

FREE PRACTICE 1 - SECTOR ANALYSIS



SECTOR 1 = FL to I1, SECTOR 2 = I1 to I2 SECTOR 3 = I2 to I3, SECTOR 4 = I3 to FL, DIFF = Difference To Personal Best Lap, P = Crossed Finish Line in Pit Lane, D = Time Disallowed

P22 58		Cameron LEE				Yamaha - Allied Motorsport						
IDEAL LAP TIME : 1:35.417		BEST LAP TIME : 1:35.910				DIFFERENCE : 0.493						
LAP	SECTOR 1	SECTOR 2		SECTOR 3		SECTOR 4		LAP TIME	MPH	DIFF	TIME OF DAY	
1 -	OUTLAP	79.4	19.325	104.8	31.952	65.8	24.875	133.6	2:03.383	70.99	27.473	09:02:07.193
2 -	35.318	86.1	18.117	112.9	31.266	70.7	23.731	136.6	1:48.432	80.78	12.522	09:03:55.625
3 -	32.759	93.3	17.516	124.0	28.657	71.0	23.231	137.2	1:42.163	85.74	6.253	09:05:37.788
4 -	32.286	87.9	17.580	133.4	27.491	72.3	22.917	138.0	1:40.274	87.35	4.364	09:07:18.062
5 -	31.481	95.5	17.307	137.5	26.790	74.8	22.623	139.5	1:38.201	89.20	2.291	09:08:56.263
6 -	31.217	99.7	17.042	136.6	26.580	75.3	IN PIT		3:14.048 P	45.14	1:38.138	09:12:10.311
7 -	OUTLAP	75.0	18.488	129.3	27.122	77.0	23.382	138.6	1:55.594	75.78	19.684	09:14:05.905
8 -	31.023	97.9	17.202	137.7	26.130	80.4	22.719	139.2	1:37.074	90.23	1.164	09:15:42.979
9 -	30.611	101.5	16.802	142.1	26.116	79.3	22.484	138.9	1:36.013 (3)	91.23	0.103	09:17:18.992
10 -	31.092	105.1	16.873	141.5	26.048	82.5	22.364	138.9	1:36.377	90.89	0.467	09:18:55.369
11 -	30.762	100.9	16.846	142.4	25.920	83.8	22.382	139.5	1:35.910 (1)	91.33		09:20:31.279
12 -	30.448	98.3	16.840	136.9	26.523	78.4	22.751	139.2	1:36.562	90.71	0.652	09:22:07.841
13 -	30.743	103.0	16.873	141.5	26.149	82.6	22.247	140.6	1:36.012 (2)	91.23	0.102	09:23:43.853
14 -	32.524	95.5	17.402	136.6	28.304	73.4	IN PIT		2:10.607 P	67.07	34.697	09:25:54.460

P23 15		Simon REID				Yamaha - Simon Reid Racing						
IDEAL LAP TIME : 1:35.830		BEST LAP TIME : 1:36.304				DIFFERENCE : 0.474						
LAP	SECTOR 1	SECTOR 2		SECTOR 3		SECTOR 4		LAP TIME	MPH	DIFF	TIME OF DAY	
1 -	OUTLAP	80.1	18.664	106.3	32.596	71.9	25.142	122.6	1:56.549	75.16	20.245	09:02:12.680
2 -	33.463	87.9	18.094	117.5	30.523	72.5	24.314	132.3	1:46.394	82.33	10.090	09:03:59.074
3 -	32.670	86.3	18.017	116.5	28.625	78.3	23.268	135.5	1:42.580	85.39	6.276	09:05:41.654
4 -	31.545	96.2	17.449	123.1	27.804	80.1	23.003	136.6	1:39.801	87.77	3.497	09:07:21.455
5 -	31.184	91.1	17.166	131.3	27.092	76.8	23.150	136.1	1:38.592	88.84	2.288	09:09:00.047
6 -	31.566	102.4	17.443	129.8	27.305	78.2	23.021	130.8	1:39.335	88.18	3.031	09:10:39.382
7 -	31.444	109.8	17.085	123.1	27.457	80.9	22.728	138.0	1:38.714	88.73	2.410	09:12:18.096
8 -	32.270	98.5	17.384	130.0	26.797	80.1	22.591	136.9	1:39.042	88.44	2.738	09:13:57.138
9 -	31.206	111.2	16.982	132.1	26.569	85.1	22.648	136.1	1:37.405	89.93	1.101	09:15:34.543
10 -	31.117	111.2	16.772	137.7	26.565	82.4	22.575	137.7	1:37.029	90.28	0.725	09:17:11.572
11 -	30.857	100.4	16.904	140.9	26.475	83.2	22.557	137.5	1:36.793 (3)	90.50	0.489	09:18:48.365
12 -	30.788	101.3	16.978	140.1	26.126	80.2	22.598	137.5	1:36.490 (2)	90.78	0.186	09:20:24.855
13 -	30.694	106.3	16.840	139.5	26.071	86.1	22.699	137.5	1:36.304 (1)	90.96		09:22:01.159
14 -	30.556	110.9	16.659	140.6	26.058	89.9	24.807	133.6	1:38.080	89.31	1.776	09:23:39.239
15 -	31.314	102.2	17.337	131.3	27.751	69.4	25.181	136.1	1:41.583	86.23	5.279	09:25:20.822

P24 11		Sam LAFFINS				Kawasaki - Sam Laffins Racing						
IDEAL LAP TIME : 1:37.015		BEST LAP TIME : 1:37.265				DIFFERENCE : 0.250						
LAP	SECTOR 1	SECTOR 2		SECTOR 3		SECTOR 4		LAP TIME	MPH	DIFF	TIME OF DAY	
1 -	OUTLAP	84.0	18.814	106.1	32.088	68.7	24.790	136.1	1:57.215	74.73	19.950	09:02:07.654
2 -	34.444	82.6	18.189	110.5	30.178	71.4	23.930	135.2	1:46.741	82.06	9.476	09:03:54.395
3 -	33.373	86.5	17.863	123.3	28.518	73.5	23.479	138.0	1:43.233	84.85	5.968	09:05:37.628
4 -	32.342	87.8	17.658	128.8	28.256	73.2	23.371	137.2	1:41.627	86.19	4.362	09:07:19.255
5 -	32.509	87.9	17.539	135.0	27.389	77.8	23.468	130.8	1:40.905	86.81	3.640	09:09:00.160
6 -	32.164	90.9	17.487	130.8	27.312	77.9	23.065	138.9	1:40.028	87.57	2.763	09:10:40.188
7 -	32.153	95.8	17.400	136.6	27.023	77.1	23.123	139.2	1:39.699	87.86	2.434	09:12:19.887
8 -	32.406	96.6	17.134	133.4	26.889	74.8	23.435	139.2	1:39.864	87.71	2.599	09:13:59.751
9 -	31.530	99.2	17.021	134.4	26.723	78.5	22.944	137.2	1:38.218	89.18	0.953	09:15:37.969
10 -	31.393	96.6	17.154	135.5	26.292	78.3	22.673	138.6	1:37.512 (3)	89.83	0.247	09:17:15.481
11 -	31.464	99.8	17.135	135.8	26.220	79.5	22.663	139.2	1:37.482 (2)	89.86	0.217	09:18:52.963
12 -	31.135	99.1	16.997	139.8	26.309	82.0	22.824	138.6	1:37.265 (1)	90.06		09:20:30.228
13 -	31.147	101.9	17.012	135.0	26.531	77.4	IN PIT		3:59.100 P	36.63	2:21.835	09:24:29.328
14 -	OUTLAP	95.5	17.538	130.0	27.520	75.4	23.071	139.2	1:47.931	81.16	10.666	09:26:17.259

Weather / Track : Cloudy / Dry

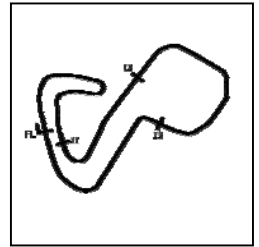
Brands Hatch GP
Circuit Length = 2.4332 miles
Start: 09:00 Flag 09:25 End: 09:27

MCRCB BULLETIN TK002

2019 Bennetts British Superbike Championship - Round 4

2019 Pirelli National Superstock 600 Championship with Black Horse

FREE PRACTICE 1 - SECTOR ANALYSIS



SECTOR 1 = FL to I1, SECTOR 2 = I1 to I2 SECTOR 3 = I2 to I3, SECTOR 4 = I3 to FL, DIFF = Difference To Personal Best Lap, P = Crossed Finish Line in Pit Lane, D = Time Disallowed

P25 21		Daniel BROOKS				Kawasaki - Daniel Brooks Racing						
IDEAL LAP TIME : 1:37.472		BEST LAP TIME : 1:37.905				DIFFERENCE : 0.433						
LAP	SECTOR 1	SECTOR 2		SECTOR 3		SECTOR 4		LAP TIME	MPH	DIFF	TIME OF DAY	
1 -	OUTLAP	82.6	18.673	121.1	30.316	69.6	24.499	134.7	1:55.256	76.00	17.351	09:02:04.154
2 -	34.306	92.6	17.543	125.2	28.706	71.0	IN PIT		6:29.920	P 22.46	4:52.015	09:08:34.074
3 -	OUTLAP	91.9	18.084	125.6	28.319	70.3	24.250	135.2	1:51.900	78.28	13.995	09:10:25.974
4 -	32.795	93.8	17.305	128.3	27.755	71.5	23.814	136.3	1:41.669	86.16	3.764	09:12:07.643
5 -	32.395	98.5	17.223	139.5	27.358	75.7	23.578	137.5	1:40.554	87.11	2.649	09:13:48.197
6 -	31.873	98.6	17.040	142.4	27.327	72.7	23.411	138.3	1:39.651	87.90	1.746	09:15:27.848
7 -	32.066	99.1	17.090	139.2	27.142	73.3	23.233	137.5	1:39.531	88.01	1.626	09:17:07.379
8 -	31.843	102.2	16.988	137.5	26.851	75.9	23.261	138.0	1:38.943	88.53	1.038	09:18:46.322
9 -	31.707	99.2	17.015	140.1	26.925	76.6	23.000	138.3	1:38.647	88.79	0.742	09:20:24.969
10 -	31.395	99.8	16.785	138.3	26.905	79.1	22.820	139.8	1:37.905 (1)	89.47		09:22:02.874
11 -	31.943	101.2	16.743	140.6	26.514	77.5	22.975	139.2	1:38.175	(2) 89.22	0.270	09:23:41.049
12 -	31.483	102.4	16.827	140.6	26.788	73.4	23.088	138.0	1:38.186	(3) 89.21	0.281	09:25:19.235

P26 6		Conor WHEELER				Yamaha - www.connorwheeler.co.uk						
IDEAL LAP TIME : 1:37.925		BEST LAP TIME : 1:38.193				DIFFERENCE : 0.268						
LAP	SECTOR 1	SECTOR 2		SECTOR 3		SECTOR 4		LAP TIME	MPH	DIFF	TIME OF DAY	
1 -	OUTLAP	77.4	19.699	117.9	31.152	63.0	26.104	132.6	2:01.216	72.26	23.023	09:03:29.767
2 -	36.357	83.0	18.341	125.2	28.968	72.2	24.967	128.0	1:48.633	80.63	10.440	09:05:18.400
3 -	34.105	85.5	18.191	125.9	28.008	73.2	24.062	135.0	1:44.366	83.93	6.173	09:07:02.766
4 -	34.047	85.4	18.017	120.6	27.870	74.7	23.660	135.2	1:43.594	84.55	5.401	09:08:46.360
5 -	33.072	92.3	17.710	127.5	27.529	72.3	23.942	135.5	1:42.253	85.66	4.060	09:10:28.613
6 -	32.888	92.3	17.733	127.0	27.348	73.9	23.392	135.0	1:41.361	86.42	3.168	09:12:09.974
7 -	32.214	93.7	17.467	130.5	27.107	73.6	IN PIT		4:30.212	P 32.41	2:52.019	09:16:40.186
8 -	OUTLAP	88.3	18.088	127.0	27.001	77.9	23.123	138.9	1:50.953	78.95	12.760	09:18:31.139
9 -	32.016	91.4	17.313	134.2	26.544	77.4	22.889	134.4	1:38.762	88.69	0.569	09:20:09.901
10 -	31.768	95.0	17.232	131.0	26.304	79.8	22.889	136.1	1:38.193 (1)	89.21		09:21:48.094
11 -	31.813	96.2	17.202	131.0	26.668	76.6	23.067	136.3	1:38.750	(3) 88.70	0.557	09:23:26.844
12 -	31.530	95.1	17.376	131.8	26.778	76.3	22.913	136.3	1:38.597	(2) 88.84	0.404	09:25:05.441

P27 18		Connor THOMSON				Yamaha - Cegra/Seton Tuning/33kV						
IDEAL LAP TIME : 1:37.288		BEST LAP TIME : 1:38.341				DIFFERENCE : 1.053						
LAP	SECTOR 1	SECTOR 2		SECTOR 3		SECTOR 4		LAP TIME	MPH	DIFF	TIME OF DAY	
1 -	33.543	98.5	18.330	130.0	27.858	79.0	23.579	134.4	1:43.310	84.79	4.969	09:03:47.186
2 -	34.299	95.7	18.494	134.4	27.118	77.4	23.245	135.0	1:43.156	84.91	4.815	09:05:30.342
3 -	32.850	105.0	17.433	136.1	26.761	80.4	23.178	136.6	1:40.222	(3) 87.40	1.881	09:07:10.564
4 -	31.169	105.3	17.599	131.5	26.702	81.0	22.871	137.5	1:38.341 (1)	89.07		09:08:48.905
5 -	30.770	99.2	17.915	131.3	26.927	81.1	23.682	136.3	1:39.294	(2) 88.22	0.953	09:10:28.199
6 -	30.456	106.3	17.259	131.8	26.996	80.4	IN PIT		7:08.275	P 20.45	5:29.934	09:17:36.474

P28 88		Michael LARGE-TAYLOR				Yamaha - Large-Taylor Racing						
IDEAL LAP TIME : 1:38.117		BEST LAP TIME : 1:38.391				DIFFERENCE : 0.274						
LAP	SECTOR 1	SECTOR 2		SECTOR 3		SECTOR 4		LAP TIME	MPH	DIFF	TIME OF DAY	
1 -	OUTLAP	85.2	18.525	122.0	30.828	63.9	26.003	126.3	2:08.385	68.23	29.994	09:04:00.796
2 -	35.652	88.6	17.952	124.5	28.827	73.2	24.353	130.5	1:46.784	82.03	8.393	09:05:47.580
3 -	33.491	90.4	17.802	124.0	29.008	75.5	23.906	135.8	1:44.207	84.06	5.816	09:07:31.787
4 -	33.860	93.2	17.533	125.4	28.304	73.2	24.134	133.4	1:43.831	84.36	5.440	09:09:15.618
5 -	33.388	93.0	17.491	127.0	28.615	76.2	23.559	136.9	1:43.053	85.00	4.662	09:10:58.671
6 -	32.613	99.2	17.132	127.3	27.632	77.5	23.438	138.3	1:40.815	86.89	2.424	09:12:39.486
7 -	32.556	94.9	17.188	124.9	27.642	78.8	IN PIT		5:08.672	P 28.37	3:30.281	09:17:48.158
8 -	OUTLAP	39.4	21.173	114.1	30.894	73.1	24.008	137.7	2:03.955	70.66	25.564	09:19:52.113
9 -	32.364	95.0	17.420	127.0	27.552	78.7	23.173	139.5	1:40.509	87.15	2.118	09:21:32.622
10 -	31.966	100.3	17.192	130.3	26.999	82.0	22.911	140.1	1:39.068	(2) 88.42	0.677	09:23:11.690
11 -	31.797	102.6	16.975	137.2	26.434	83.4	23.185	137.2	1:38.391 (1)	89.03		09:24:50.081
12 -	31.907	96.1	17.255	135.0	27.328	78.7	23.170	139.2	1:39.660	(3) 87.89	1.269	09:26:29.741

Weather / Track : Cloudy / Dry

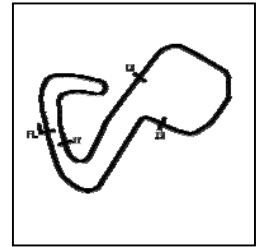
Brands Hatch GP
Circuit Length = 2.4332 miles
Start: 09:00 Flag 09:25 End: 09:27

MCRCB BULLETIN TK002

2019 Bennetts British Superbike Championship - Round 4

2019 Pirelli National Superstock 600 Championship with Black Horse

FREE PRACTICE 1 - SECTOR ANALYSIS



SECTOR 1 = FL to I1, SECTOR 2 = I1 to I2 SECTOR 3 = I2 to I3, SECTOR 4 = I3 to FL, DIFF = Difference To Personal Best Lap, P = Crossed Finish Line in Pit Lane, D = Time Disallowed

P29 75		Charlie MORRIS				Yamaha - Ibbertson Motor Sport Racing - IMS						
IDEAL LAP TIME : 1:38.464		BEST LAP TIME : 1:38.689				DIFFERENCE : 0.225						
LAP	SECTOR 1	SECTOR 2		SECTOR 3		SECTOR 4		LAP TIME	MPH	DIFF	TIME OF DAY	
1 -	36.940	82.3	19.277	111.4	32.035	66.2	IN PIT	3:25.053	P 42.71	1:46.364	09:05:28.822	
2 -	OUTLAP	91.5	18.759	119.8	29.422	70.0	24.401	135.0	2:00.752	72.54	22.063	09:07:29.574
3 -	33.511	93.7	17.931	123.5	28.335	72.4	23.985	135.8	1:43.762	84.42	5.073	09:09:13.336
4 -	32.584	97.1	17.788	127.3	28.188	73.3	23.639	136.1	1:42.199	85.71	3.510	09:10:55.535
5 -	32.206	97.5	17.482	129.0	27.541	74.7	23.280	136.6	1:40.509	87.15	1.820	09:12:36.044
6 -	31.980	99.2	17.286	132.1	27.584	75.5	23.244	137.2	1:40.094	87.51	1.405	09:14:16.138
7 -	31.542	98.3	17.169	131.8	26.883	78.0	23.095	138.0	1:38.689 (1)	88.76		09:15:54.827
8 -	32.249	93.0	17.592	133.4	27.105	79.8	23.341	136.3	1:40.287	87.34	1.598	09:17:35.114
9 -	31.817	103.8	17.184	132.1	27.072	74.8	IN PIT	3:06.001	P 47.09	1:27.312	09:20:41.115	
10 -	OUTLAP	95.4	17.453	128.5	26.891	82.7	22.946	137.5	1:49.863	79.73	11.174	09:22:30.978
11 -	31.566	101.6	17.291	132.1	26.917	82.8	23.337	137.2	1:39.111	(3) 88.38	0.422	09:24:10.089
12 -	31.481	101.0	17.154	132.6	27.170	76.6	23.115	138.9	1:38.920	(2) 88.55	0.231	09:25:49.009

P30 85		Jordan McCORD				Yamaha - AJM Sales Ltd/Reid Engineering						
IDEAL LAP TIME : 1:40.423		BEST LAP TIME : 1:41.063				DIFFERENCE : 0.640						
LAP	SECTOR 1	SECTOR 2		SECTOR 3		SECTOR 4		LAP TIME	MPH	DIFF	TIME OF DAY	
1 -	OUTLAP	81.6	19.544	105.1	30.570	68.2	25.265	126.3	1:57.098	74.80	16.035	09:02:32.994
2 -	34.532	84.4	19.085	108.5	30.112	71.0	24.833	132.1	1:48.562	80.68	7.499	09:04:21.556
3 -	34.195	86.8	21.149	104.8	30.633	66.5	IN PIT	3:29.614	P 41.79	1:48.551	09:07:51.170	
4 -	OUTLAP	88.8	18.314	116.3	29.296	74.6	23.814	136.1	1:51.334	78.68	10.271	09:09:42.504
5 -	32.369	91.3	18.153	117.3	28.886	74.6	23.775	134.4	1:43.183	84.89	2.120	09:11:25.687
6 -	32.349	91.5	18.106	120.9	28.488	77.9	23.907	133.9	1:42.850	85.17	1.787	09:13:08.537
7 -	32.605	91.4	18.000	125.9	27.662	78.8	23.589	133.9	1:41.856	86.00	0.793	09:14:50.393
8 -	32.242	94.2	17.874	121.5	28.147	77.2	23.976	132.3	1:42.239	85.68	1.176	09:16:32.632
9 -	32.542	94.1	17.853	123.8	27.575	77.5	23.878	133.1	1:41.848	(3) 86.00	0.785	09:18:14.480
10 -	32.317	92.9	17.901	124.2	27.567	72.0	IN PIT	2:36.496	P 55.97	55.433	09:20:50.976	
11 -	OUTLAP	92.5	18.100	124.2	27.207	79.9	23.592	134.7	1:48.594	80.66	7.531	09:22:39.570
12 -	31.935	94.5	17.803	121.3	27.655	78.3	23.670	135.2	1:41.063 (1)	86.67		09:24:20.633
13 -	32.240	91.1	18.131	121.7	27.871	78.2	23.478	135.5	1:41.720	(2) 86.11	0.657	09:26:02.353

P31 71		Nathan DRURY				Kawasaki - Dragon Racing						
IDEAL LAP TIME : 1:40.953		BEST LAP TIME : 1:41.136				DIFFERENCE : 0.183						
LAP	SECTOR 1	SECTOR 2		SECTOR 3		SECTOR 4		LAP TIME	MPH	DIFF	TIME OF DAY	
1 -	39.412	73.2	20.596	98.2	32.964	62.7	IN PIT	2:31.864	P 57.68	50.728	09:04:51.534	
2 -	OUTLAP	82.9	19.345	118.3	30.664	67.2	26.711	126.3	2:08.759	68.03	27.623	09:07:00.293
3 -	34.659	82.0	18.633	111.4	29.815	71.9	24.595	132.6	1:47.702	81.33	6.566	09:08:47.995
4 -	33.146	88.5	17.817	129.3	28.209	74.5	24.410	132.1	1:43.582	84.56	2.446	09:10:31.577
5 -	33.124	86.4	18.309	118.9	28.906	74.4	24.428	130.5	1:44.767	83.61	3.631	09:12:16.344
6 -	33.545	92.1	18.040	122.2	28.074	76.2	23.900	130.5	1:43.559	(3) 84.58	2.423	09:13:59.903
7 -	32.435	88.3	17.998	120.2	28.736	78.6	23.874	132.3	1:43.043	(2) 85.01	1.907	09:15:42.946
8 -	32.040	92.3	17.720	122.4	27.635	78.6	23.741	132.6	1:41.136 (1)	86.61		09:17:24.082
9 -	32.712	91.1	17.537	121.3	28.169	81.4	IN PIT	5:02.612	P 28.94	3:21.476	09:22:26.694	
10 -	OUTLAP	82.4	19.211	122.6	28.631	75.6	24.594	127.8	2:03.148	71.13	22.012	09:24:29.842
11 -	33.851	92.5	18.185	126.1	27.715	77.9	24.274	127.0	1:44.025	84.20	2.889	09:26:13.867

Weather / Track : Cloudy / Dry

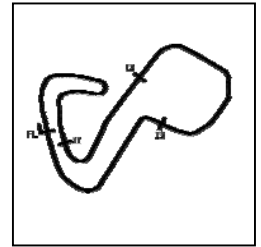
Brands Hatch GP
Circuit Length = 2.4332 miles
Start: 09:00 Flag 09:25 End: 09:27

MCRCB BULLETIN TK002

2019 Bennetts British Superbike Championship - Round 4

2019 Pirelli National Superstock 600 Championship with Black Horse

FREE PRACTICE 1 - SECTOR ANALYSIS



SECTOR 1 = FL to I1, SECTOR 2 = I1 to I2 SECTOR 3 = I2 to I3, SECTOR 4 = I3 to FL, DIFF = Difference To Personal Best Lap, P = Crossed Finish Line in Pit Lane, D = Time Disallowed

P32 69		Jamie LE MASURIER				Triumph - Pipework Solutions Racing						
IDEAL LAP TIME : 1:44.302		BEST LAP TIME : 1:44.609				DIFFERENCE : 0.307						
LAP	SECTOR 1	SECTOR 2		SECTOR 3		SECTOR 4		LAP TIME	MPH	DIFF	TIME OF DAY	
1 -	OUTLAP	74.3	21.054	110.9	33.641	54.9	27.263	130.0	2:09.627	67.57	25.018	09:04:55.641
2 -	36.875	78.5	19.567	116.1	31.434	59.8	26.143	131.5	1:54.019	76.82	9.410	09:06:49.660
3 -	35.364	80.1	19.023	121.1	30.345	61.0	25.726	129.8	1:50.458	79.30	5.849	09:08:40.118
4 -	34.536	86.8	19.056	120.6	29.619	64.0	25.523	128.5	1:48.734	80.56	4.125	09:10:28.852
5 -	34.995	87.1	18.957	122.4	29.866	64.7	25.303	129.3	1:49.121	80.27	4.512	09:12:17.973
6 -	34.600	84.4	18.839	118.5	29.696	65.4	25.174	132.8	1:48.309	80.87	3.700	09:14:06.282
7 -	33.855	87.7	18.807	120.4	29.017	67.3	24.652	132.3	1:46.331	82.38	1.722	09:15:52.613
8 -	34.045	88.5	18.776	125.9	28.685	68.2	24.586	132.6	1:46.092 (3)	82.56	1.483	09:17:38.705
9 -	34.438	91.8	18.507	125.2	28.724	71.0	24.676	131.8	1:46.345	82.37	1.736	09:19:25.050
10 -	33.666	91.6	18.472	124.5	28.271	71.5	24.436	126.6	1:44.845 (2)	83.55	0.236	09:21:09.895
11 -	33.327	87.1	18.593	123.3	28.457	71.6	24.232	128.8	1:44.609 (1)	83.73		09:22:54.504
12 -	34.433	69.3	19.736	113.9	29.408	70.2	IN PIT		3:04.400 P	47.50	1:19.791	09:25:58.904

Weather / Track : Cloudy / Dry

Brands Hatch GP
 Circuit Length = 2.4332 miles
 Start: 09:00 Flag 09:25 End: 09:27

MCRCB BULLETIN TK003

2019 Bennetts British Superbike Championship - Round 4

2019 Pirelli National Superstock 600 Championship with Black Horse

FREE PRACTICE 1 - BEST SECTORS

SECTOR 1				SECTOR 2		SECTOR 3		SECTOR 4		IDEAL / BEST COMPARISON								
POS	NO	NAME	TIME	NO	NAME	TIME	NO	NAME	TIME	POS	NO	NAME	IDEAL	BEST	DIFF			
													PERFECT LAP	1:31.583				
1	57	McGREEV	29.145	26	HARTGRO	16.119	7	DELVES	24.787	9	CLIFFOR	21.532	1	57	McGREEVY	1:31.893	1:31.909	0.016
2	26	HARTGRO	29.370	9	CLIFFOR	16.123	28	RICHARD	24.821	57	McGREEV	21.604	2	9	CLIFFORD	1:32.098	1:32.194	0.096
3	5	KEYES	29.471	57	McGREEV	16.138	9	CLIFFOR	24.942	26	HARTGRO	21.712	3	26	HARTGROVE	1:32.213	1:32.234	0.021
4	9	CLIFFOR	29.501	2	TOMS	16.212	57	McGREEV	25.006	5	KEYES	21.730	4	5	KEYES	1:32.627	1:32.758	0.131
5	2	TOMS	29.507	5	KEYES	16.265	26	HARTGRO	25.012	14	VALLELE	21.769	5	28	RICHARDSON	1:32.658	1:32.888	0.230
6	28	RICHARD	29.624	79	STACEY	16.280	14	VALLELE	25.159	66	FRASER	21.843	6	2	TOMS	1:32.801	1:33.459	0.658
7	32	PIPER	29.638	99	LUXTON	16.301	5	KEYES	25.161	28	RICHARD	21.875	7	7	DELVES	1:32.998	1:33.188	0.190
8	14	VALLELE	29.766	14	VALLELE	16.304	2	TOMS	25.197	2	TOMS	21.885	8	14	VALLELEY	1:32.998	1:33.293	0.295
9	79	STACEY	29.835	7	DELVES	16.306	79	STACEY	25.260	7	DELVES	21.896	9	79	STACEY	1:33.306	1:33.346	0.040
10	66	FRASER	29.855	28	RICHARD	16.338	99	LUXTON	25.335	32	PIPER	21.911	10	32	PIPER	1:33.521	1:34.316	0.795
11	99	LUXTON	29.962	44	POTTER	16.367	66	FRASER	25.426	79	STACEY	21.931	11	66	FRASER	1:33.533	1:33.993	0.460
12	7	DELVES	30.009	77	HARRAN	16.399	32	PIPER	25.564	99	LUXTON	21.974	12	99	LUXTON	1:33.572	1:33.981	0.409
13	49	ALDERSO	30.083	32	PIPER	16.408	44	POTTER	25.584	77	HARRAN	22.012	13	77	HARRAN	1:34.187	1:34.187	0.000
14	77	HARRAN	30.132	66	FRASER	16.409	42	HOLME	25.588	46	ROWLING	22.076	14	44	POTTER	1:34.325	1:34.592	0.267
15	46	ROWLING	30.147	49	ALDERSO	16.593	34	SILVEST	25.595	49	ALDERSO	22.077	15	49	ALDERSON	1:34.647	1:35.079	0.432
16	44	POTTER	30.233	46	ROWLING	16.640	77	HARRAN	25.644	44	POTTER	22.141	16	42	HOLME	1:34.899	1:34.966	0.067
17	42	HOLME	30.352	15	REID	16.659	22	McGLINC	25.710	34	SILVEST	22.154	17	34	SILVESTER	1:34.905	1:35.266	0.361
18	22	McGLINC	30.354	42	HOLME	16.663	49	ALDERSO	25.894	58	LEE	22.247	18	46	ROWLINGS	1:34.917	1:35.203	0.286
19	34	SILVEST	30.418	22	McGLINC	16.687	58	LEE	25.920	42	HOLME	22.296	19	22	McGLINCHEY	1:35.087	1:35.087	0.000
20	58	LEE	30.448	34	SILVEST	16.738	46	ROWLING	26.054	22	McGLINC	22.336	20	58	LEE	1:35.417	1:35.910	0.493
21	18	THOMSON	30.456	21	BROOKS	16.743	15	REID	26.058	15	REID	22.557	21	15	REID	1:35.830	1:36.304	0.474
22	15	REID	30.556	58	LEE	16.802	11	LAFFINS	26.220	11	LAFFINS	22.663	22	11	LAFFINS	1:37.015	1:37.265	0.250
23	11	LAFFINS	31.135	88	LARGE-T	16.975	6	WHEELER	26.304	21	BROOKS	22.820	23	18	THOMSON	1:37.288	1:38.341	1.053
24	21	BROOKS	31.395	11	LAFFINS	16.997	88	LARGE-T	26.434	18	THOMSON	22.871	24	21	BROOKS	1:37.472	1:37.905	0.433
25	75	MORRIS	31.481	75	MORRIS	17.154	21	BROOKS	26.514	6	WHEELER	22.889	25	6	WHEELER	1:37.925	1:38.193	0.268
26	6	WHEELER	31.530	6	WHEELER	17.202	18	THOMSON	26.702	88	LARGE-T	22.911	26	88	LARGE-TAYLOR	1:38.117	1:38.391	0.274
27	88	LARGE-T	31.797	18	THOMSON	17.259	75	MORRIS	26.883	75	MORRIS	22.946	27	75	MORRIS	1:38.464	1:38.689	0.225
28	85	McCORD	31.935	71	DRURY	17.537	85	McCORD	27.207	85	McCORD	23.478	28	85	McCORD	1:40.423	1:41.063	0.640
29	71	DRURY	32.040	85	McCORD	17.803	71	DRURY	27.635	71	DRURY	23.741	29	71	DRURY	1:40.953	1:41.136	0.183
30	69	LE MASU	33.327	69	LE MASU	18.472	69	LE MASU	28.271	69	LE MASU	24.232	30	69	LE MASURIER	1:44.302	1:44.609	0.307
31													31	4	IRWIN		1:32.837	
32													32	89	MORETON		1:33.809	

Weather / Track : Cloudy / Dry

Brands Hatch GP

Circuit Length = 2.4332 miles

Start: 09:00 Flag 09:25 End: 09:27

Results can be found at www.tsl-timing.com

Printed - 09:30 Friday, 14 June 2019

MCRCB BULLETIN TK004**2019 Bennetts British Superbike Championship - Round 4****2019 Pirelli National Superstock 600 Championship with Black Horse****FREE PRACTICE 1 - BEST SPEEDS**

POS	INTERMEDIATE 1		INTERMEDIATE 2		INTERMEDIATE 3		FINISH LINE		MPH			
	NO	NAME	MPH	NO	NAME	MPH	NO	NAME				
1	28	RICHARDSON	114.9	79	STACEY	149.1	9	CLIFFORD	92.5	79	STACEY	145.5
2	9	CLIFFORD	114.7	2	TOMS	147.8	44	POTTER	91.9	5	KEYES	145.2
3	79	STACEY	114.1	66	FRASER	146.5	5	KEYES	91.6	57	McGREEVY	144.9
4	5	KEYES	113.3	5	KEYES	146.2	22	McGLINCHEY	91.3	22	McGLINCHEY	144.3
5	32	PIPER	112.0	44	POTTER	146.2	66	FRASER	90.8	99	LUXTON	144.0
6	44	POTTER	111.8	7	DELVES	145.8	42	HOLME	90.5	32	PIPER	143.7
7	14	VALLELEY	111.6	28	RICHARDSON	145.2	14	VALLELEY	90.3	9	CLIFFORD	143.3
8	57	McGREEVY	111.4	26	HARTGROVE	144.6	49	ALDERSON	90.3	2	TOMS	143.3
9	15	REID	111.2	22	McGLINCHEY	144.6	2	TOMS	90.1	49	ALDERSON	143.3
10	22	McGLINCHEY	110.0	14	VALLELEY	144.3	15	REID	89.9	66	FRASER	142.7
11	66	FRASER	109.6	99	LUXTON	144.3	28	RICHARDSON	89.2	7	DELVES	142.4
12	26	HARTGROVE	109.2	9	CLIFFORD	144.0	7	DELVES	87.8	26	HARTGROVE	142.1
13	2	TOMS	109.1	49	ALDERSON	143.7	32	PIPER	87.7	14	VALLELEY	142.1
14	49	ALDERSON	108.2	57	McGREEVY	142.4	26	HARTGROVE	87.4	44	POTTER	142.1
15	7	DELVES	108.0	58	LEE	142.4	77	HARRAN	86.9	46	ROWLINGS	142.1
16	42	HOLME	107.3	21	BROOKS	142.4	57	McGREEVY	86.5	28	RICHARDSON	141.5
17	18	THOMSON	106.3	32	PIPER	141.8	79	STACEY	86.0	77	HARRAN	140.9
18	77	HARRAN	105.5	15	REID	140.9	99	LUXTON	84.9	34	SILVESTER	140.6
19	58	LEE	105.1	11	LAFFINS	139.8	34	SILVESTER	84.8	58	LEE	140.6
20	99	LUXTON	104.8	42	HOLME	138.3	58	LEE	83.8	88	LARGE-TAYLOR	140.1
21	34	SILVESTER	104.8	77	HARRAN	137.7	88	LARGE-TAYLOR	83.4	21	BROOKS	139.8
22	75	MORRIS	103.8	34	SILVESTER	137.2	75	MORRIS	82.8	42	HOLME	139.5
23	46	ROWLINGS	103.5	88	LARGE-TAYLOR	137.2	46	ROWLINGS	82.2	11	LAFFINS	139.2
24	88	LARGE-TAYLOR	102.6	18	THOMSON	136.1	11	LAFFINS	82.0	6	WHEELER	138.9
25	21	BROOKS	102.4	6	WHEELER	134.2	71	DRURY	81.4	75	MORRIS	138.9
26	11	LAFFINS	101.9	46	ROWLINGS	133.6	18	THOMSON	81.1	15	REID	138.0
27	6	WHEELER	96.2	75	MORRIS	133.4	85	McCORM	79.9	18	THOMSON	137.5
28	85	McCORM	94.5	71	DRURY	129.3	6	WHEELER	79.8	85	McCORM	136.1
29	71	DRURY	92.5	85	McCORM	125.9	21	BROOKS	79.1	69	LE MASURIER	132.8
30	69	LE MASURIER	91.8	69	LE MASURIER	125.9	69	LE MASURIER	71.6	71	DRURY	132.6
31												
32												

Weather / Track : Cloudy / Dry

Brands Hatch GP

Circuit Length = 2.4332 miles

Start: 09:00 Flag 09:25 End: 09:27

Results can be found at www.tsl-timing.com

Printed - 09:31 Friday, 14 June 2019

MCRCB BULLETIN TK005

2019 Bennetts British Superbike Championship - Round 4

2019 Pirelli National Superstock 600 Championship with Black Horse

FREE PRACTICE 1 - STATISTICS

Competitors Started 32
Planned Start 2019-06-14 @ 09:00:00.000
Actual Start 2019-06-14 @ 09:00:02.039
Finish Time 2019-06-14 @ 09:25:02.039
Track Length 2.4332mi.
Total Laps 418
Total Distance Covered 1017.1150mi.

Session Fastest Lap History

NO	NAME	LAP TIME	TIME OF DAY	LAP	VEHICLE
14	Louis VALLELEY	1:36.230	09:03:29.695	2	Yamaha
14	Louis VALLELEY	1:35.123	09:05:04.817	3	Yamaha
14	Louis VALLELEY	1:34.434	09:08:14.482	5	Yamaha
26	Adam HARTGROVE	1:34.287	09:08:21.852	4	Yamaha
4	Caolan IRWIN	1:33.812	09:08:22.053	4	Kawasaki
5	Kevin KEYES	1:33.397	09:11:36.890	7	Kawasaki
57	Korie McGREEVY	1:33.112	09:12:50.334	6	Triumph
57	Korie McGREEVY	1:32.489	09:14:22.823	7	Triumph
57	Korie McGREEVY	1:31.909	09:21:38.381	11	Triumph

Flag History

TYPE	TIME OF DAY
GREEN	09:00:02.039
FINISH	09:25:02.039

Flag Statistics

TYPE	COUNT	TOTAL LAPS	TOTAL TIME
Green	1	16	27:20.330
Red	0	0	0.000
Safety Car	0	0	0.000
FCY	0	0	0.000

Weather / Track : Cloudy / Dry

These results are provisional until the conclusion of any judicial and technical matters.

Brands Hatch GP

Circuit Length = 2.4332 miles

Start: 09:00 Flag 09:25 End: 09:27

Race Director :	Stewards :	Timekeeper :
-----------------	------------	--------------

FREE PRACTICE 2 - CLASSIFICATION

POS	NO	NAME	NAT	ENTRY	TIME	ON	LAPS	GAP	DIFF	MPH
1	57	Korie McGREEVY	GBR	Triumph - Century Racing	1:30.622	9	13			96.66
2	9	Aaron CLIFFORD	IRL	Yamaha - Clifford Racing	1:30.813	13	14	0.191	0.191	96.46
3	28	Shane RICHARDSON	NZL	Kawasaki - Astro-JJR Racing	1:31.173	13	14	0.551	0.360	96.07
4	4	Caolan IRWIN	IRL	Kawasaki - Ready 4 Racing	1:31.241	12	12	0.619	0.068	96.00
5	26	Adam HARTGROVE	GBR	Yamaha - Adam Hartgrove Racing	1:31.609	4	12	0.987	0.368	95.62
6	7	Liam DELVES	GBR	Kawasaki - Via Moto Racing	1:31.684	14	14	1.062	0.075	95.54
7	14	Louis VALLELEY	GBR	Yamaha - R&R Racing	1:31.894	3	14	1.272	0.210	95.32
8	99	Ben LUXTON	GBR	Kawasaki - JR Performance Racing	1:31.906	10	14	1.284	0.012	95.31
9	2	TJ TOMS	GBR	Kawasaki - G&S Racing	1:32.133	12	13	1.511	0.227	95.07
10	66	Cameron FRASER	GBR	Yamaha - Jones Dorling Racing	1:32.143	15	15	1.521	0.010	95.06
11	79	Storm STACEY	GBR	Kawasaki - STAUFF Quick Connect Superstock 600	1:32.440	7	10	1.818	0.297	94.76
12	5	Kevin KEYES	IRL	Kawasaki - G&S Racing	1:32.555	9	12	1.933	0.115	94.64
13	89	Taylor MORETON	GBR	Yamaha - Lloyd & Jones Parweld	1:32.660	12	13	2.038	0.105	94.53
14	32	Mark PIPER	GBR	Yamaha - Pied Piper Racing	1:32.688	10	15	2.066	0.028	94.50
15	46	Harry ROWLINGS	GBR	Triumph - BER / Steve Jordan Motorcycles	1:32.763	10	13	2.141	0.075	94.43
16	49	James ALDERSON	GBR	Triumph - R Alderson and Sons Racing	1:32.772	10	14	2.150	0.009	94.42
17	22	Eunan McGLINCHEY	GBR	Kawasaki - Team #109 Kawasaki	1:32.967	11	12	2.345	0.195	94.22
18	77	Brent HARRAN	RSA	Yamaha - Everquip Racing	1:33.112	12	14	2.490	0.145	94.07
19	18	Connor THOMSON	GBR	Yamaha - Cegra/Seton Tuning/33kV	1:33.500	12	14	2.878	0.388	93.68
20	15	Simon REID	GBR	Yamaha - Simon Reid Racing	1:33.890	12	16	3.268	0.390	93.29
21	6	Conor WHEELER	GBR	Yamaha - www.connorwheeler.co.uk	1:34.175	3	8	3.553	0.285	93.01
22	58	Cameron LEE	AUS	Yamaha - Allied Motorsport	1:34.184	10	13	3.562	0.009	93.00
23	34	Aaron SILVESTER	GBR	Yamaha - A & J Racing	1:34.256	15	15	3.634	0.072	92.93
24	44	Ewan POTTER	GBR	Yamaha - Jones Dorling Racing	1:34.448	12	12	3.826	0.192	92.74
25	42	Sam HOLME	GBR	Yamaha - HIA/Optimum Bikes Racing	1:34.727	12	12	4.105	0.279	92.47
26	75	Charlie MORRIS	GBR	Yamaha - Ibbertson Motor Sport Racing - IMS	1:34.734	8	14	4.112	0.007	92.46
27	21	Daniel BROOKS	GBR	Kawasaki - Daniel Brooks Racing	1:34.767	9	14	4.145	0.033	92.43
28	11	Sam LAFFINS	GBR	Kawasaki - Sam Laffins Racing	1:35.038	5	16	4.416	0.271	92.17
29	88	Michael LARGE-TAYLOR	GBR	Yamaha - Large-Taylor Racing	1:36.354	13	13	5.732	1.316	90.91
30	85	Jordan McCORD	GBR	Yamaha - AJM Sales Ltd/Reid Engineering	1:37.583	11	13	6.961	1.229	89.76
31	71	Nathan DRURY	GBR	Kawasaki - Dragon Racing	1:38.424	4	11	7.802	0.841	89.00

QUALIFYING LAPTIME (110.0% of 1:30.622) = 1:39.684

32	69	Jamie LE MASURIER	GBR	Triumph - Pipework Solutions Racing	1:42.834	7	13	12.212	4.410	85.18
----	----	-------------------	-----	-------------------------------------	----------	---	----	--------	-------	-------

Weather / Track : Cloudy / Dry

These results are provisional until the conclusion of any judicial and technical matters.

Brands Hatch GP

Circuit Length = 2.4332 miles

Start: 14:00 Flag 14:25 End: 14:27

Race Director :	Stewards :	Timekeeper :
-----------------	------------	--------------

Results can be found at www.britishsuperbike.com

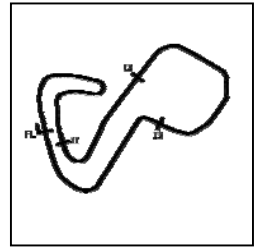
Printed - 14:29 Friday, 14 June 2019

MCRCB BULLETIN TK043

2019 Bennetts British Superbike Championship - Round 4

2019 Pirelli National Superstock 600 Championship with Black Horse

FREE PRACTICE 2 - SECTOR ANALYSIS



SECTOR 1 = FL to I1, SECTOR 2 = I1 to I2 SECTOR 3 = I2 to I3, SECTOR 4 = I3 to FL, DIFF = Difference To Personal Best Lap, P = Crossed Finish Line in Pit Lane, D = Time Disallowed

P1		57		Korie McGREEVY				Triumph - Century Racing							
IDEAL LAP TIME :		1:30.622		BEST LAP TIME :				1:30.622		DIFFERENCE :				0.000	
LAP	SECTOR 1	SECTOR 2		SECTOR 3		SECTOR 4		LAP TIME	MPH	DIFF	TIME OF DAY				
1 -	OUTLAP	93.4	17.295	122.9	29.443	71.7	23.417	139.2	1:45.726	82.85	15.104	14:02:25.456			
2 -		29.978	106.8	16.577	138.0	25.343	87.1	21.799	141.5	1:33.697	93.49	14:03:59.153			
3 -		29.104	102.6	16.423	140.3	25.408	87.1	21.834	142.4	1:32.769	94.42	14:05:31.922			
4 -		29.052	99.8	16.904	144.3	25.269	78.9	IN PIT		2:25.458	P	14:07:57.380			
5 -	OUTLAP	88.4	18.136	113.7	28.089	80.7	IN PIT		2:13.591	P	65.57	14:10:10.971			
6 -	OUTLAP	101.2	16.700	134.4	26.766	81.4	22.083	143.7	1:41.965	85.91	11.343	14:11:52.936			
7 -		28.954	112.4	16.123	143.0	24.685	89.8	21.489	141.2	1:31.251	(3)	14:13:24.187			
8 -		28.836	112.0	16.126	142.4	24.777	90.1	21.486	142.7	1:31.225	(2)	14:14:55.412			
9 -		28.604	111.1	16.035	145.2	24.579	91.1	21.404	141.8	1:30.622	(1)	14:16:26.034			
10 -		32.018	101.5	16.875	126.6	27.715	76.6	IN PIT		2:27.888	P	14:18:53.922			
11 -	OUTLAP	89.3	17.713	120.2	27.948	80.1	22.265	142.4	1:48.372	80.83	17.750	14:20:42.294			
12 -		31.214	97.8	16.904	129.3	28.064	79.6	IN PIT		2:53.301	P	14:23:35.595			
13 -	OUTLAP	98.6	17.082	124.9	27.517	79.7	22.705	133.6	1:45.189	83.27	14.567	14:25:20.784			

P2		9		Aaron CLIFFORD				Yamaha - Clifford Racing							
IDEAL LAP TIME :		1:30.411		BEST LAP TIME :				1:30.813		DIFFERENCE :				0.402	
LAP	SECTOR 1	SECTOR 2		SECTOR 3		SECTOR 4		LAP TIME	MPH	DIFF	TIME OF DAY				
1 -		30.138	111.6	16.365	143.3	24.893	86.9	21.672	141.8	1:33.068	94.12	2.255	14:03:17.032		
2 -		29.614	104.0	16.742	138.9	25.268	87.9	21.808	141.2	1:33.432	93.75	2.619	14:04:50.464		
3 -		29.320	112.4	16.500	143.7	24.749	92.8	21.588	141.2	1:32.157	95.05	1.344	14:06:22.621		
4 -		29.079	111.8	16.243	144.0	24.691	90.3	21.425	141.5	1:31.438	95.80	0.625	14:07:54.059		
5 -		29.057	114.5	16.076	144.3	24.560	88.4	21.613	141.5	1:31.306	95.93	0.493	14:09:25.365		
6 -		28.922	114.5	16.022	145.2	24.424	93.4	21.586	142.7	1:30.954	96.31	0.141	14:10:56.319		
7 -		30.435	89.4					IN PIT		3:30.641	P	41.58	1:59:828	14:14:26.960	
8 -	OUTLAP	102.4	16.590	141.8	24.976	88.1	21.726	141.2	1:46.549	82.21	15.736	14:16:13.509			
9 -		29.154	106.6	16.717	139.8	25.215	86.8	IN PIT		2:16.427	P	64.20	45.614	14:18:29.936	
10 -	OUTLAP	113.3	16.225	144.3	24.631	93.7	21.498	140.6	1:37.199	90.12	6.386	14:20:07.135			
11 -		29.044	115.9	16.201	144.9	24.494	92.9	21.523	139.8	1:31.262	95.98	0.449	14:21:38.397		
12 -		29.024	114.9	16.164	144.3	24.223	92.4	21.533	140.3	1:30.944	(3)	96.32	0.131	14:23:09.341	
13 -		28.904	114.5	16.129	144.9	24.298	96.9	21.482	140.6	1:30.813	(1)	96.46		14:24:40.154	
14 -		28.741	112.7	16.125	145.5	24.460	96.2	21.511	139.8	1:30.837	(2)	96.43	0.024	14:26:10.991	

P3		28		Shane RICHARDSON				Kawasaki - Astro-JJR Racing							
IDEAL LAP TIME :		1:30.932		BEST LAP TIME :				1:31.173		DIFFERENCE :				0.241	
LAP	SECTOR 1	SECTOR 2		SECTOR 3		SECTOR 4		LAP TIME	MPH	DIFF	TIME OF DAY				
1 -		30.198	111.8	16.319	144.0	25.336	84.7	21.847	142.4	1:33.700	93.48	2.527	14:03:19.975		
2 -		29.920	103.8	16.949	140.1	25.747	82.7	21.912	142.1	1:34.528	92.66	3.355	14:04:54.503		
3 -		29.564	114.5	16.193	143.7	24.751	93.4	21.632	141.5	1:32.140	95.07	0.967	14:06:26.643		
4 -		29.332	114.1	16.152	144.6	24.508	91.8	21.560	141.8	1:31.552	95.68	0.379	14:07:58.195		
5 -		29.249	115.7	16.070	139.2	25.111	90.9	21.644	141.2	1:32.074	95.13	0.901	14:09:30.269		
6 -		29.152	115.3	16.086	144.3	24.533	91.0	21.481	142.4	1:31.252	(3)	95.99	0.079	14:11:01.521	
7 -		29.354	115.3	16.050	143.7	24.590	90.3	21.834	139.8	1:31.828	95.39	0.655	14:12:33.349		
8 -		29.662	115.5	16.151	135.5	25.436	89.3	21.494	141.2	1:32.743	94.45	1.570	14:14:06.092		
9 -		29.527	115.3	16.206	142.1	24.763	91.6	21.456	140.9	1:31.952	95.26	0.779	14:15:38.044		
10 -		29.372	116.3	16.073	142.7	24.571	90.8	21.625	139.8	1:31.641	95.58	0.468	14:17:09.685		
11 -		29.344	112.4	16.086	142.7	24.800	89.4	IN PIT		3:33.785	P	40.97	2:02.612	14:20:43.470	
12 -	OUTLAP	110.7	16.421	142.1	24.858	92.1	21.619	140.3	1:44.935	83.47	13.762	14:22:28.405			
13 -		29.125	115.9	16.056	143.3	24.461	91.9	21.531	140.3	1:31.173	(1)	96.07		14:23:59.578	
14 -		29.092	116.9	16.139	143.0	24.334	94.5	21.623	141.2	1:31.188	(2)	96.06	0.015	14:25:30.766	

Weather / Track : Cloudy / Dry

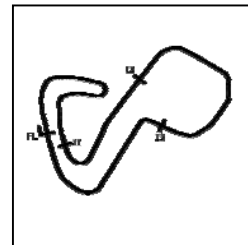
Brands Hatch GP
Circuit Length = 2.4332 miles
Start: 14:00 Flag 14:25 End: 14:27

MCRCB BULLETIN TK043

2019 Bennetts British Superbike Championship - Round 4

2019 Pirelli National Superstock 600 Championship with Black Horse

FREE PRACTICE 2 - SECTOR ANALYSIS



SECTOR 1 = FL to I1, SECTOR 2 = I1 to I2 SECTOR 3 = I2 to I3, SECTOR 4 = I3 to FL, DIFF = Difference To Personal Best Lap, P = Crossed Finish Line in Pit Lane, D = Time Disallowed

P4		4		Caolan IRWIN				Kawasaki - Ready 4 Racing					
IDEAL LAP TIME : 1:31.033		BEST LAP TIME : 1:31.241		DIFFERENCE : 0.208									
LAP	SECTOR 1		SECTOR 2		SECTOR 3		SECTOR 4		LAP TIME	MPH	DIFF	TIME OF DAY	
1 -	40.994	59.6	18.109	139.5	26.600	88.0	21.909	142.1	1:47.612	81.40	16.371	14:03:36.147	
2 -	29.791	113.1	16.235	146.5	25.071	87.1	22.554	138.3	1:33.651	93.53	2.410	14:05:09.798	
3 -	29.516	114.5	16.231	146.8	24.804	87.6	21.773	142.7	1:32.324	94.88	1.083	14:06:42.122	
4 -	29.336	113.5	16.057	144.0	25.042	88.4	21.838	142.1	1:32.273	94.93	1.032	14:08:14.395	
5 -	29.255	114.5	15.990	146.8	25.755	76.1	IN PIT		6:00.921	P	24.27	4:29.680	14:14:15.316
6 -	OUTLAP	101.8	17.320	135.5	25.634	88.3	22.968	140.6	1:54.078	76.78	22.837	14:16:09.394	
7 -	29.198	114.7	16.054	146.5	24.820	84.9	22.105	140.1	1:32.177	95.03	0.936	14:17:41.571	
8 -	29.280	113.1	16.087	145.8	24.753	93.7	21.564	140.9	1:31.684	(3)	95.54	0.443	14:19:13.255
9 -	36.662	113.9	16.204	146.5	24.754	91.9	21.602	138.6	1:39.222	88.28	7.981	14:20:52.477	
10 -	33.646	108.4	16.308	143.0	24.756	91.5	21.689	142.4	1:36.399	90.87	5.158	14:22:28.876	
11 -	29.211	116.5	16.186	147.1	24.520	94.1	21.515	142.7	1:31.432	(2)	95.80	0.191	14:24:00.308
12 -	29.061	113.9	16.080	148.1	24.638	92.6	21.462	143.0	1:31.241	(1)	96.00		14:25:31.549

P5		26		Adam HARTGROVE				Yamaha - Adam Hartgrove Racing					
IDEAL LAP TIME : 1:31.396		BEST LAP TIME : 1:31.609		DIFFERENCE : 0.213									
LAP	SECTOR 1		SECTOR 2		SECTOR 3		SECTOR 4		LAP TIME	MPH	DIFF	TIME OF DAY	
1 -	29.443	107.7	16.259	142.4	25.030	86.0	21.634	141.2	1:32.366	94.83	0.757	14:03:10.982	
2 -	29.191	108.5	16.260	142.7	24.881	88.1	21.511	140.9	1:31.843	(3)	95.37	0.234	14:04:42.825
3 -	29.214	109.2	16.111	142.4	25.026	85.4	21.558	140.9	1:31.909	95.30	0.300	14:06:14.734	
4 -	29.127	109.6	16.154	145.5	24.686	87.6	21.642	140.9	1:31.609	(1)	95.62		14:07:46.343
5 -	29.287	107.5	16.411	145.8	25.091	87.9	21.660	141.5	1:32.449	94.75	0.840	14:09:18.792	
6 -	29.156	110.7	16.072	143.0	25.828	88.1	21.772	142.4	1:32.828	94.36	1.219	14:10:51.620	
7 -	29.132	111.6	16.166	145.2	24.800	88.7	21.591	142.4	1:31.689	(2)	95.53	0.080	14:12:23.309
8 -	33.699	79.1					IN PIT		4:37.658	P	31.54	3:06.049	14:17:00.967
9 -	OUTLAP	112.0	16.276	145.8	25.214	88.8	21.660	140.6	1:42.250	85.67	10.641	14:18:43.217	
10 -	29.722	114.5	16.101	144.6	26.007	86.7	21.694	142.1	1:33.524	93.66	1.915	14:20:16.741	
11 -	29.407	113.1	16.229	144.6	25.009	86.3	21.601	143.0	1:32.246	94.96	0.637	14:21:48.987	
12 -	29.706	109.2	16.246	132.6	26.978	77.9	22.175	141.2	1:35.105	92.10	3.496	14:23:24.092	

P6		7		Liam DELVES				Kawasaki - Via Moto Racing					
IDEAL LAP TIME : 1:31.329		BEST LAP TIME : 1:31.684		DIFFERENCE : 0.355									
LAP	SECTOR 1		SECTOR 2		SECTOR 3		SECTOR 4		LAP TIME	MPH	DIFF	TIME OF DAY	
1 -	OUTLAP	98.6	17.165	139.5	26.049	83.4	22.353	141.5	1:41.843	86.01	10.159	14:01:57.039	
2 -	30.424	106.6	16.481	144.3	25.480	86.5	22.164	142.1	1:34.549	92.64	2.865	14:03:31.588	
3 -	30.315	109.2	16.341	144.9	25.073	86.1	21.955	143.3	1:33.684	93.50	2.000	14:05:05.272	
4 -	29.707	110.5	16.117	145.5	24.728	90.1	21.632	142.4	1:32.184	(3)	95.02	0.500	14:06:37.456
5 -	29.623	109.4	16.148	145.5	24.988	86.3	21.708	143.3	1:32.467	94.73	0.783	14:08:09.923	
6 -	31.021	83.5	17.137	140.6	25.979	86.5	IN PIT		4:50.339	P	30.17	3:18.655	14:13:00.262
7 -	OUTLAP	108.9	16.452	135.2	25.445	87.7	21.976	141.2	1:39.239	88.27	7.555	14:14:39.501	
8 -	29.462	109.6	16.277	144.6	24.657	93.9	21.878	142.1	1:32.274	94.93	0.590	14:16:11.775	
9 -	29.178	110.7	16.324	144.3	24.569	90.8	21.783	141.5	1:31.854	(2)	95.36	0.170	14:17:43.629
10 -	29.436	110.0	16.254	142.7	24.654	89.2	22.462	141.2	1:32.806	94.38	1.122	14:19:16.435	
11 -	30.141	105.5	16.833	140.6	25.310	86.5	24.492	141.8	1:36.776	90.51	5.092	14:20:53.211	
12 -	29.614	110.3	16.282	144.3	24.692	87.1	IN PIT		2:19.353	P	62.86	47.669	14:23:12.564
13 -	OUTLAP	108.9	16.399	144.3	24.637	90.4	21.827	139.5	1:37.141	90.17	5.457	14:24:49.705	
14 -	29.290	111.2	16.360	143.7	24.409	91.4	21.625	140.6	1:31.684	(1)	95.54		14:26:21.389

Weather / Track : Cloudy / Dry

Brands Hatch GP

Circuit Length = 2.4332 miles

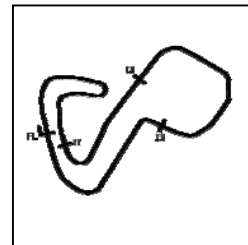
Start: 14:00 Flag 14:25 End: 14:27

MCRCB BULLETIN TK043

2019 Bennetts British Superbike Championship - Round 4

2019 Pirelli National Superstock 600 Championship with Black Horse

FREE PRACTICE 2 - SECTOR ANALYSIS



SECTOR 1 = FL to I1, SECTOR 2 = I1 to I2 SECTOR 3 = I2 to I3, SECTOR 4 = I3 to FL, DIFF = Difference To Personal Best Lap, P = Crossed Finish Line in Pit Lane, D = Time Disallowed

P7 14		Louis VALLELEY				Yamaha - R&R Racing							
IDEAL LAP TIME : 1:31.789			BEST LAP TIME : 1:31.894			DIFFERENCE : 0.105							
LAP	SECTOR 1	SECTOR 2	SECTOR 3	SECTOR 4	LAP TIME	MPH	DIFF	TIME OF DAY					
1 -	30.245	105.6	16.554	140.9	24.984	89.8	21.876	139.5	1:33.659	93.52	1.765	14:03:15.803	
2 -	29.514	111.1	16.299	142.1	24.880	89.8	21.737	138.6	1:32.430	94.77	0.536	14:04:48.233	
3 -	29.259	112.0	16.181	142.4	24.809	90.3	21.645	138.9	1:31.894 (1)	95.32		14:06:20.127	
4 -	29.284	111.8	16.270	142.1	24.713	89.4	21.682	139.5	1:31.949 (2)	95.26	0.055	14:07:52.076	
5 -	29.641	112.5	16.284	138.9	25.541	88.6	22.398	141.5	1:33.864	93.32	1.970	14:09:25.940	
6 -	29.331	111.8	16.172	143.0	24.896	87.7	21.741	141.8	1:32.140 (3)	95.07	0.246	14:10:58.080	
7 -	30.723	85.5					IN PIT		3:25.097	P	42.71	1:53.203	14:14:23.177
8 -	OUTLAP	100.3	17.058	135.8	25.687	86.8	23.813	138.9	1:46.440	82.29	14.546	14:16:09.617	
9 -	29.826	111.6	16.280	142.7	24.910	87.9	21.947	138.9	1:32.963	94.22	1.069	14:17:42.580	
10 -	29.655	109.2	16.534	142.1	24.967	89.7	21.782	139.2	1:32.938	94.25	1.044	14:19:15.518	
11 -	30.549	106.8	16.627	140.1	25.347	89.2	24.100	139.5	1:36.623	90.66	4.729	14:20:52.141	
12 -	29.441	109.1	16.389	141.5	25.271	88.6	23.929	133.4	1:35.030	92.17	3.136	14:22:27.171	
13 -	31.569	108.7	16.282	142.4	24.970	89.2	21.926	138.9	1:34.747	92.45	2.853	14:24:01.918	
14 -	29.456	110.3	16.362	140.6	24.826	88.8	21.889	139.5	1:32.533	94.66	0.639	14:25:34.451	

P8 99		Ben LUXTON				Kawasaki - JR Performance Racing							
IDEAL LAP TIME : 1:31.819			BEST LAP TIME : 1:31.906			DIFFERENCE : 0.087							
LAP	SECTOR 1	SECTOR 2	SECTOR 3	SECTOR 4	LAP TIME	MPH	DIFF	TIME OF DAY					
1 -	33.052	96.9	16.367	139.2	25.150	84.9	21.783	142.4	1:36.352	90.91	4.446	14:03:17.462	
2 -	29.513	104.0	16.627	134.7	25.374	86.7	21.682	143.3	1:33.196	93.99	1.290	14:04:50.658	
3 -	29.882	105.1	16.207	142.1	24.913	86.2	21.684	142.1	1:32.686	94.51	0.780	14:06:23.344	
4 -	29.540	105.6	16.185	145.2	24.775	85.0	21.666	142.4	1:32.166	95.04	0.260	14:07:55.510	
5 -	29.514	106.1	16.315	143.0	24.805	90.0	21.612	141.8	1:32.246	94.96	0.340	14:09:27.756	
6 -	29.366	109.4	16.254	142.7	24.779	89.2	21.670	142.7	1:32.069 (3)	95.14	0.163	14:10:59.825	
7 -	34.656	72.7					IN PIT		4:13.217	P	34.59	2:41.311	14:15:13.042
8 -	OUTLAP	97.5	16.790	134.7	25.583	84.7	22.207	139.2	1:45.768	82.82	13.862	14:16:58.810	
9 -	29.448	110.7	16.304	142.1	24.870	86.9	21.749	139.8	1:32.371	94.83	0.465	14:18:31.181	
10 -	29.298	110.5	16.189	144.9	24.755	87.0	21.664	142.4	1:31.906 (1)	95.31		14:20:03.087	
11 -	34.007	106.1	16.228	140.3	25.061	86.2	22.171	140.9	1:37.467	89.87	5.561	14:21:40.554	
12 -	29.314	108.9	16.205	144.0	24.750	87.0	21.672	140.3	1:31.941 (2)	95.27	0.035	14:23:12.495	
13 -	32.920	95.7	18.056	113.3	25.676	84.4	21.994	140.1	1:38.646	88.80	6.740	14:24:51.141	
14 -	29.429	107.3	16.258	141.2	24.724	88.7	21.782	140.3	1:32.193	95.01	0.287	14:26:23.334	

P9 2		TJ TOMS				Kawasaki - G&S Racing							
IDEAL LAP TIME : 1:31.995			BEST LAP TIME : 1:32.133			DIFFERENCE : 0.138							
LAP	SECTOR 1	SECTOR 2	SECTOR 3	SECTOR 4	LAP TIME	MPH	DIFF	TIME OF DAY					
1 -	30.791	104.8	16.636	139.2	25.633	83.4	21.964	144.9	1:35.024	92.18	2.891	14:03:23.291	
2 -	30.283	107.2	16.494	145.2	25.353	89.2	21.970	141.2	1:34.100	93.09	1.967	14:04:57.391	
3 -	29.768	106.0	16.230	139.2	25.633	83.3	21.839	144.9	1:33.470	93.71	1.337	14:06:30.861	
4 -	29.985	109.6	16.184	141.8	25.509	89.2	21.888	143.7	1:33.566	93.62	1.433	14:08:04.427	
5 -	29.640	110.7	16.255	144.9	25.146	91.8	21.849	142.1	1:32.890 (3)	94.30	0.757	14:09:37.317	
6 -	29.640	112.4	16.166	145.5	24.906	93.7	21.783	142.4	1:32.495 (2)	94.70	0.362	14:11:09.812	
7 -	29.560	109.6	16.461	137.5	25.819	86.7	IN PIT		5:46.991	P	25.24	4:14.858	14:16:56.803
8 -	OUTLAP	107.2	16.511	144.0	25.834	91.1	22.318	138.3	1:44.498	83.82	12.365	14:18:41.301	
9 -	29.553	112.4	16.300	145.2	25.052	93.4	22.046	139.2	1:32.951	94.24	0.818	14:20:14.252	
10 -	29.391	115.3	16.656	143.7	25.077	89.4	21.893	140.1	1:33.017	94.17	0.884	14:21:47.269	
11 -	29.235	111.8	16.209	146.8	25.656	90.0	21.884	139.8	1:32.984	94.20	0.851	14:23:20.253	
12 -	29.347	113.7	16.192	147.1	24.878	87.9	21.716	140.6	1:32.133 (1)	95.07		14:24:52.386	
13 -	30.084	106.8	16.406	145.2	25.108	88.5	21.868	139.5	1:33.466	93.72	1.333	14:26:25.852	

Weather / Track : Cloudy / Dry

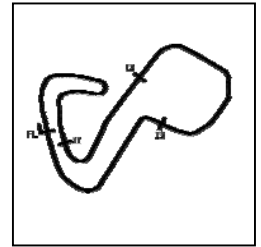
Brands Hatch GP
Circuit Length = 2.4332 miles
Start: 14:00 Flag 14:25 End: 14:27

MCRCB BULLETIN TK043

2019 Bennetts British Superbike Championship - Round 4

2019 Pirelli National Superstock 600 Championship with Black Horse

FREE PRACTICE 2 - SECTOR ANALYSIS



SECTOR 1 = FL to I1, SECTOR 2 = I1 to I2 SECTOR 3 = I2 to I3, SECTOR 4 = I3 to FL, DIFF = Difference To Personal Best Lap, P = Crossed Finish Line in Pit Lane, D = Time Disallowed

P10 66		Cameron FRASER					Yamaha - Jones Dorling Racing					
IDEAL LAP TIME : 1:32.064		BEST LAP TIME : 1:32.143					DIFFERENCE : 0.079					
LAP	SECTOR 1	SECTOR 2		SECTOR 3		SECTOR 4		LAP TIME	MPH	DIFF	TIME OF DAY	
1 -	OUTLAP	101.5	16.791	132.6	26.717	82.6	22.525	142.7	1:41.265	86.50	9.122	14:02:21.966
2 -	30.157	110.5	16.619	140.9	25.562	87.9	22.074	139.5	1:34.412	92.78	2.269	14:03:56.378
3 -	30.067	108.2	16.536	144.0	25.209	89.1	21.960	140.1	1:33.772	93.41	1.629	14:05:30.150
4 -	30.144	107.3	16.544	145.5	25.935	77.1	22.360	140.6	1:34.983	92.22	2.840	14:07:05.133
5 -	30.048	109.4	16.413	144.6	25.338	82.7	22.217	140.1	1:34.016	93.17	1.873	14:08:39.149
6 -	29.634	111.2	16.302	144.3	25.057	91.5	21.794	140.9	1:32.787	94.40	0.644	14:10:11.936
7 -	29.585	111.8	16.259	144.3	25.359	91.5	21.824	142.7	1:33.027	94.16	0.884	14:11:44.963
8 -	29.528	109.2	16.352	143.3	24.940	91.4	21.789	140.1	1:32.609 (3)	94.58	0.466	14:13:17.572
9 -	29.844	108.7	16.393	142.4	25.161	86.9	21.823	140.1	1:33.221	93.96	1.078	14:14:50.793
10 -	29.462	111.6	16.223	144.9	24.884	92.3	21.638	140.9	1:32.207 (2)	95.00	0.064	14:16:23.000
11 -	30.397	107.7	16.396	144.6	25.404	88.7	IN PIT		2:44.004 P	53.41	1:11.861	14:19:07.004
12 -	OUTLAP	107.2	16.518	143.7	25.327	87.1	22.199	140.9	1:45.275	83.20	13.132	14:20:52.279
13 -	29.799	112.7	16.220	146.5	25.163	87.0	22.181	140.9	1:33.363	93.82	1.220	14:22:25.642
14 -	29.489	111.8	16.426	143.0	25.026	91.5	21.751	140.6	1:32.692	94.50	0.549	14:23:58.334
15 -	29.399	112.9	16.226	146.2	24.807	91.3	21.711	140.9	1:32.143 (1)	95.06		14:25:30.477

P11 79		Storm STACEY					Kawasaki - STAUFF Quick Connect Superstock 600					
IDEAL LAP TIME : 1:32.440		BEST LAP TIME : 1:32.440					DIFFERENCE : 0.000					
LAP	SECTOR 1	SECTOR 2		SECTOR 3		SECTOR 4		LAP TIME	MPH	DIFF	TIME OF DAY	
1 -	OUTLAP	105.0	16.816	144.0	25.447	81.5	22.203	141.2	1:40.908	86.81	8.468	14:02:13.879
2 -	29.781	112.7	16.445	145.8	25.294	82.4	22.033	140.9	1:33.553	93.63	1.113	14:03:47.432
3 -	29.822	110.1	16.482	135.0	27.335	79.5	IN PIT		7:17.001 P	20.04	5:44.561	14:11:04.433
4 -	OUTLAP	105.6	16.737	144.3	25.567	85.4	22.092	140.3	1:43.654	84.51	11.214	14:12:48.087
5 -	29.792	113.9	16.441	143.7	25.268	84.0	21.880	141.2	1:33.381	93.80	0.941	14:14:21.468
6 -	29.522	110.0	16.382	146.8	24.961	84.9	21.782	143.0	1:32.647 (2)	94.55	0.207	14:15:54.115
7 -	29.432	113.1	16.304	146.8	24.939	87.0	21.765	142.1	1:32.440 (1)	94.76		14:17:26.555
8 -	34.352	78.3					IN PIT		4:41.114 P	31.16	3:08.674	14:22:07.669
9 -	OUTLAP	111.4	16.611	145.5	25.342	85.1	22.022	140.9	1:41.117	86.63	8.677	14:23:48.786
10 -	29.675	113.1	16.308	145.8	25.034	85.4	21.901	142.7	1:32.918 (3)	94.27	0.478	14:25:21.704

P12 5		Kevin KEYES					Kawasaki - G&S Racing					
IDEAL LAP TIME : 1:32.257		BEST LAP TIME : 1:32.555					DIFFERENCE : 0.298					
LAP	SECTOR 1	SECTOR 2		SECTOR 3		SECTOR 4		LAP TIME	MPH	DIFF	TIME OF DAY	
1 -	30.454	109.4	16.464	145.5	25.432	81.0	22.113	144.3	1:34.463	92.73	1.908	14:03:22.898
2 -	29.356	112.4	16.385	141.8	25.566	86.1	21.898	143.0	1:33.205	93.98	0.650	14:04:56.103
3 -	30.058	108.7	16.193	143.3	25.792	84.0	21.850	141.8	1:33.893	93.29	1.338	14:06:29.996
4 -	29.666	114.5	16.126	146.5	25.156	87.8	21.820	143.7	1:32.768	94.42	0.213	14:08:02.764
5 -	29.508	113.5	16.336	144.3	25.344	89.9	21.774	142.1	1:32.962	94.23	0.407	14:09:35.726
6 -	29.350	114.3	16.241	144.6	25.263	91.0	21.786	141.5	1:32.640 (3)	94.55	0.085	14:11:08.366
7 -	33.571	79.5					IN PIT		7:27.682 P	19.56	5:55.127	14:18:36.048
8 -	OUTLAP	112.5	16.454	144.3	25.376	89.5	21.951	140.1	1:40.021	87.58	7.466	14:20:16.069
9 -	29.382	112.5	16.203	143.7	25.266	91.9	21.704	142.7	1:32.555 (1)	94.64		14:21:48.624
10 -	29.657	112.7	16.274	142.1	25.270	88.1	22.182	142.1	1:33.383	93.80	0.828	14:23:22.007
11 -	29.653	109.4	16.394	142.7	26.231	76.1	22.036	141.2	1:34.314	92.87	1.759	14:24:56.321
12 -	29.505	115.5	16.204	144.9	25.077	92.9	21.830	140.3	1:32.616 (2)	94.58	0.061	14:26:28.937

Weather / Track : Cloudy / Dry

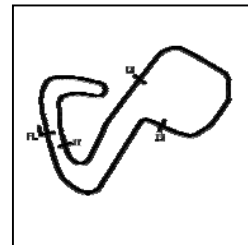
Brands Hatch GP
Circuit Length = 2.4332 miles
Start: 14:00 Flag 14:25 End: 14:27

MCRCB BULLETIN TK043

2019 Bennetts British Superbike Championship - Round 4

2019 Pirelli National Superstock 600 Championship with Black Horse

FREE PRACTICE 2 - SECTOR ANALYSIS



SECTOR 1 = FL to I1, SECTOR 2 = I1 to I2 SECTOR 3 = I2 to I3, SECTOR 4 = I3 to FL, DIFF = Difference To Personal Best Lap, P = Crossed Finish Line in Pit Lane, D = Time Disallowed

P13 89		Taylor MORETON				Yamaha - Lloyd & Jones Parweld						
IDEAL LAP TIME : 1:32.128		BEST LAP TIME : 1:32.660				DIFFERENCE : 0.532						
LAP	SECTOR 1		SECTOR 2		SECTOR 3		SECTOR 4		LAP TIME	MPH	DIFF	TIME OF DAY
1 -	30.207	102.7	16.642	137.2	26.147	77.7	22.044	144.0	1:35.040	92.17	2.380	14:03:22.560
2 -	29.532	111.2	16.371	147.8	25.224	84.3	22.022	141.8	1:33.149	94.04	0.489	14:04:55.709
3 -	30.024	109.4	16.414	146.5	24.968	90.1	21.603	144.6	1:33.009	94.18	0.349	14:06:28.718
4 -	30.384	111.4	16.308	146.2	25.225	84.9	21.974	143.3	1:33.891	93.29	1.231	14:08:02.609
5 -	30.004	112.0	16.105	142.1	25.504	85.3	21.783	145.5	1:33.396	93.79	0.736	14:09:36.005
6 -	29.639	111.4	16.025	145.8	25.388	88.7	21.717	145.2	1:32.769 (3)	94.42	0.109	14:11:08.774
7 -	29.772	113.7	16.337	141.5	25.606	86.1	IN PIT		4:32.231 P	32.17	2:59.571	14:15:41.005
8 -	OUTLAP	106.8	16.554	140.9	25.506	85.4	21.914	141.5	1:42.867	85.15	10.207	14:17:23.872
9 -	29.818	111.8	16.251	144.9	25.284	88.5	21.732	143.0	1:33.085	94.10	0.425	14:18:56.957
10 -	29.760	113.9	16.151	145.5	25.213	87.3	21.676	143.7	1:32.800	94.39	0.140	14:20:29.757
11 -	29.573	112.0	16.125	145.8	25.280	91.1	21.692	142.7	1:32.670 (2)	94.52	0.010	14:22:02.427
12 -	29.658	112.5	16.094	146.2	25.186	88.4	21.722	143.0	1:32.660 (1)	94.53		14:23:35.087
13 -	29.725	111.4	16.089	141.5	25.536	85.3	21.897	141.5	1:33.247	93.94	0.587	14:25:08.334

P14 32		Mark PIPER				Yamaha - Pied Piper Racing						
IDEAL LAP TIME : 1:32.497		BEST LAP TIME : 1:32.688				DIFFERENCE : 0.191						
LAP	SECTOR 1		SECTOR 2		SECTOR 3		SECTOR 4		LAP TIME	MPH	DIFF	TIME OF DAY
1 -	31.014	100.1	16.853	132.6	26.553	80.8	22.182	140.3	1:36.602	90.67	3.914	14:03:23.118
2 -	30.804	103.5	16.645	136.9	25.743	82.4	22.394	142.4	1:35.586	91.64	2.898	14:04:58.704
3 -	29.730	108.7	16.304	146.5	25.399	85.7	21.720	143.0	1:33.153 (3)	94.03	0.465	14:06:31.857
4 -	29.579	99.2	16.601	139.8	25.951	82.3	21.961	140.3	1:34.092	93.09	1.404	14:08:05.949
5 -	32.169	88.3	17.441	132.8	26.778	71.7	IN PIT		2:06.753 P	69.10	34.065	14:10:12.702
6 -	OUTLAP	105.8	16.346	139.8	26.595	78.7	22.182	144.3	1:40.815	86.89	8.127	14:11:53.517
7 -	29.982	103.4	16.447	137.5	25.502	85.7	22.736	140.1	1:34.667	92.53	1.979	14:13:28.184
8 -	29.561	106.6	16.992	139.8	25.424	83.7	21.756	141.8	1:33.733	93.45	1.045	14:15:01.917
9 -	29.399	104.2	16.571	144.0	25.244	86.1	21.787	139.8	1:33.001 (2)	94.19	0.313	14:16:34.918
10 -	29.450	108.2	16.444	144.9	25.156	85.8	21.638	140.6	1:32.688 (1)	94.50		14:18:07.606
11 -	29.496	108.9	16.600	143.3	25.592	84.6	22.078	139.5	1:33.766	93.42	1.078	14:19:41.372
12 -	30.211	101.2	16.998	139.8	25.946	84.7	22.424	139.2	1:35.579	91.65	2.891	14:21:16.951
13 -	30.336	104.0	16.593	140.9	25.565	84.9	21.857	140.3	1:34.351	92.84	1.663	14:22:51.302
14 -	30.363	99.2	16.710	144.0	25.781	86.8	21.925	136.3	1:34.779	92.42	2.091	14:24:26.081
15 -	29.915	103.8	16.623	144.0	25.722	83.9	21.845	133.4	1:34.105	93.08	1.417	14:26:00.186

P15 46		Harry ROWLINGS				Triumph - BER / Steve Jordan Motorcycles						
IDEAL LAP TIME : 1:32.660		BEST LAP TIME : 1:32.763				DIFFERENCE : 0.103						
LAP	SECTOR 1		SECTOR 2		SECTOR 3		SECTOR 4		LAP TIME	MPH	DIFF	TIME OF DAY
1 -	30.312	100.7	16.738	130.3	25.608	86.0	21.796	141.8	1:34.454	92.74	1.691	14:03:16.443
2 -	30.087	100.9	16.655	134.4	25.348	86.7	21.853	140.3	1:33.943	93.24	1.180	14:04:50.386
3 -	29.853	105.6	16.511	137.7	25.625	84.5	21.785	140.9	1:33.774	93.41	1.011	14:06:24.160
4 -	29.690	101.3	16.428	139.2	25.387	86.2	21.746	140.9	1:33.251	93.93	0.488	14:07:57.411
5 -	29.517	105.0	16.442	131.5	25.692	87.0	21.776	142.4	1:33.427	93.76	0.664	14:09:30.838
6 -	29.674	106.3	16.433	135.5	25.478	86.9	21.869	141.2	1:33.454	93.73	0.691	14:11:04.292
7 -	30.276	90.5					IN PIT		4:26.323 P	32.89	2:53.560	14:15:30.615
8 -	OUTLAP	98.6	16.965	134.7	25.980	81.6	22.217	138.3	1:44.218	84.05	11.455	14:17:14.833
9 -	29.661	107.8	16.453	135.2	25.320	88.5	21.870	139.8	1:33.304	93.88	0.541	14:18:48.137
10 -	29.498	106.8	16.365	139.2	25.136	89.0	21.764	141.2	1:32.763 (1)	94.43		14:20:20.900
11 -	29.413	106.5	16.493	136.6	25.224	92.1	21.956	140.3	1:33.086 (2)	94.10	0.323	14:21:53.986
12 -	29.723	106.0	16.396	135.5	25.228	86.4	21.767	139.5	1:33.114 (3)	94.07	0.351	14:23:27.100
13 -	29.771	107.0	16.448	136.3	25.227	86.0	21.891	136.6	1:33.337	93.85	0.574	14:25:00.437

Weather / Track : Cloudy / Dry

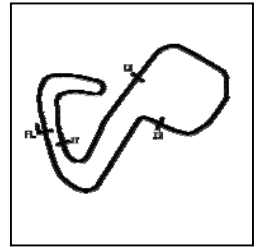
Brands Hatch GP
 Circuit Length = 2.4332 miles
 Start: 14:00 Flag 14:25 End: 14:27

MCRCB BULLETIN TK043

2019 Bennetts British Superbike Championship - Round 4

2019 Pirelli National Superstock 600 Championship with Black Horse

FREE PRACTICE 2 - SECTOR ANALYSIS



SECTOR 1 = FL to I1, SECTOR 2 = I1 to I2 SECTOR 3 = I2 to I3, SECTOR 4 = I3 to FL, DIFF = Difference To Personal Best Lap, P = Crossed Finish Line in Pit Lane, D = Time Disallowed

P16 49		James ALDERSON					Triumph - R Alderson and Sons Racing					
IDEAL LAP TIME : 1:32.704		BEST LAP TIME : 1:32.772					DIFFERENCE : 0.068					
LAP	SECTOR 1	SECTOR 2		SECTOR 3		SECTOR 4		LAP TIME	MPH	DIFF	TIME OF DAY	
1 -	OUTLAP	97.5	17.579	139.2	26.851	81.6	22.491	143.0	1:46.404	82.32	13.632	14:01:52.353
2 -	31.325	97.8	17.090	129.3	26.211	83.9	22.163	141.8	1:36.789	90.50	4.017	14:03:29.142
3 -	30.084	104.8	16.708	144.9	25.495	89.4	21.900	140.3	1:34.187	93.00	1.415	14:05:03.329
4 -	29.650	107.5	16.469	140.3	25.346	91.5	21.768	140.9	1:33.233	93.95	0.461	14:06:36.562
5 -	29.554	108.7	16.449	145.5	25.124	92.0	21.747	142.1	1:32.874 (3)	94.31	0.102	14:08:09.436
6 -	30.479	97.3	16.913	135.0	26.233	79.7	IN PIT		5:10.923 P	28.17	3:38.151	14:13:20.359
7 -	OUTLAP	106.8	16.845	140.3	25.792	87.8	22.161	139.5	1:45.165	83.29	12.393	14:15:05.524
8 -	29.633	110.1	16.765	141.2	25.221	92.6	21.908	139.2	1:33.527	93.66	0.755	14:16:39.051
9 -	29.499	110.3	16.469	143.3	25.117	93.9	21.733	138.6	1:32.818 (2)	94.37	0.046	14:18:11.869
10 -	29.420	111.4	16.487	143.3	25.147	92.9	21.718	140.3	1:32.772 (1)	94.42		14:19:44.641
11 -	29.468	110.3	16.452	143.0	25.192	86.2	21.899	140.6	1:33.011	94.18	0.239	14:21:17.652
12 -	30.036	98.5	16.791	144.0	25.341	86.9	21.766	139.8	1:33.934	93.25	1.162	14:22:51.586
13 -	30.214	101.8	16.719	140.3	25.868	86.7	21.891	139.8	1:34.692	92.50	1.920	14:24:26.278
14 -	29.848	105.3	16.753	142.1	25.705	83.1	22.077	135.5	1:34.383	92.81	1.611	14:26:00.661

P17 22		Eunan McGLINCHEY					Kawasaki - Team #109 Kawasaki					
IDEAL LAP TIME : 1:32.929		BEST LAP TIME : 1:32.967					DIFFERENCE : 0.038					
LAP	SECTOR 1	SECTOR 2		SECTOR 3		SECTOR 4		LAP TIME	MPH	DIFF	TIME OF DAY	
1 -	OUTLAP	103.2	17.477	139.5	26.705	84.5	22.716	138.0	1:44.936	83.47	11.969	14:02:06.052
2 -	30.469	111.4	16.614	144.0	25.746	88.7	23.240	137.5	1:36.069	91.18	3.102	14:03:42.121
3 -	30.230	110.3	19.708	91.8	27.621	78.5	IN PIT		7:06.110 P	20.55	5:33.143	14:10:48.231
4 -	OUTLAP	106.5	16.838	142.4	25.911	88.8	22.219	141.5	1:49.200	80.21	16.233	14:12:37.431
5 -	30.082	110.9	16.771	143.7	25.231	90.0	21.978	141.5	1:34.062	93.12	1.095	14:14:11.493
6 -	30.306	109.6	16.609	145.8	25.550	83.4	22.315	133.9	1:34.780	92.42	1.813	14:15:46.273
7 -	29.962	112.7	16.631	144.0	25.288	89.1	22.022	139.5	1:33.903	93.28	0.936	14:17:20.176
8 -	29.763	114.5	16.531	145.2	25.306	90.6	22.270	141.5	1:33.870 (3)	93.31	0.903	14:18:54.046
9 -	29.543	115.5	16.494	145.5	25.032	91.9	22.053	140.6	1:33.122 (2)	94.06	0.155	14:20:27.168
10 -	32.643	60.7	17.781	144.0	25.410	88.5	22.041	140.9	1:37.875	89.50	4.908	14:22:05.043
11 -	29.577	114.3	16.391	145.2	25.036	90.5	21.963	140.6	1:32.967 (1)	94.22		14:23:38.010
12 -	31.551	90.4	18.874	124.0	28.533	78.5	24.023	138.9	1:42.981	85.06	10.014	14:25:20.991

P18 77		Brent HARRAN					Yamaha - Everquip Racing					
IDEAL LAP TIME : 1:32.979		BEST LAP TIME : 1:33.112					DIFFERENCE : 0.133					
LAP	SECTOR 1	SECTOR 2		SECTOR 3		SECTOR 4		LAP TIME	MPH	DIFF	TIME OF DAY	
1 -	30.383	108.4	16.400	138.9	25.529	86.7	22.085	138.6	1:34.397	92.79	1.285	14:03:19.366
2 -	30.369	100.7	16.908	139.2	25.817	84.6	21.996	137.5	1:35.090	92.12	1.978	14:04:54.456
3 -	30.132	108.5	16.330	141.2	25.247	85.1	21.898	138.3	1:33.607 (3)	93.58	0.495	14:06:28.063
4 -	32.362	102.9	16.622	133.4	26.006	83.3	22.045	139.5	1:37.035	90.27	3.923	14:08:05.098
5 -	31.884	84.0	17.139	135.0	26.231	79.9	IN PIT		4:01.218 P	36.31	2:28.106	14:12:06.316
6 -	OUTLAP	105.5	17.028	136.9	26.322	84.7	22.455	137.5	1:48.071	81.05	14.959	14:13:54.387
7 -	30.493	108.4	16.506	137.5	25.802	86.9	22.146	139.2	1:34.947	92.26	1.835	14:15:29.334
8 -	30.543	110.3	16.339	137.5	25.904	82.4	22.158	136.6	1:34.944	92.26	1.832	14:17:04.278
9 -	29.875	111.1	16.341	140.3	25.671	83.4	22.039	137.2	1:33.926	93.26	0.814	14:18:38.204
10 -	29.918	110.7	16.293	141.5	25.457	85.3	21.922	138.0	1:33.590 (2)	93.59	0.478	14:20:11.794
11 -	32.397	109.4	16.769	137.5	25.396	88.8	21.961	139.2	1:36.523	90.75	3.411	14:21:48.317
12 -	29.748	112.5	16.338	140.9	25.162	87.9	21.864	139.5	1:33.112 (1)	94.07		14:23:21.429
13 -	30.053	109.6	16.360	137.5	25.874	86.4	22.092	137.5	1:34.379	92.81	1.267	14:24:55.808
14 -	30.202	109.4	16.205	142.1	25.358	86.2	21.948	139.8	1:33.713	93.47	0.601	14:26:29.521

Weather / Track : Cloudy / Dry

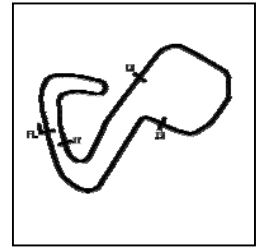
Brands Hatch GP
Circuit Length = 2.4332 miles
Start: 14:00 Flag 14:25 End: 14:27

MCRCB BULLETIN TK043

2019 Bennetts British Superbike Championship - Round 4

2019 Pirelli National Superstock 600 Championship with Black Horse

FREE PRACTICE 2 - SECTOR ANALYSIS



SECTOR 1 = FL to I1, SECTOR 2 = I1 to I2 SECTOR 3 = I2 to I3, SECTOR 4 = I3 to FL, DIFF = Difference To Personal Best Lap, P = Crossed Finish Line in Pit Lane, D = Time Disallowed

P19 18		Connor THOMSON						Yamaha - Cegra/Seton Tuning/33kV				
IDEAL LAP TIME : 1:33.270		BEST LAP TIME : 1:33.500						DIFFERENCE : 0.230				
LAP	SECTOR 1		SECTOR 2		SECTOR 3		SECTOR 4		LAP TIME	MPH	DIFF	TIME OF DAY
1 -	30.519	107.2	16.654	133.9	25.923	85.7	22.399	140.9	1:35.495	91.73	1.995	14:03:20.350
2 -	30.096	108.4	16.750	135.0	25.893	83.5	22.422	140.3	1:35.161	92.05	1.661	14:04:55.511
3 -	30.155	105.0	16.710	131.8	25.969	84.8	22.214	140.6	1:35.048	92.16	1.548	14:06:30.559
4 -	29.864	111.2	16.541	135.8	25.309	87.8	22.131	138.6	1:33.845 (3)	93.34	0.345	14:08:04.404
5 -	30.245	110.1	16.572	140.9	29.536	48.7	IN PIT		3:11.999 P	45.62	1:38.499	14:11:16.403
6 -	OUTLAP	107.7	16.850	138.6	26.201	90.9	22.954	136.6	1:46.107	82.55	12.607	14:13:02.510
7 -	30.377	109.6	17.147	138.9	25.466	90.4	22.304	137.5	1:35.294	91.92	1.794	14:14:37.804
8 -	29.862	105.5	16.859	140.3	25.391	88.0	22.400	138.6	1:34.512	92.68	1.012	14:16:12.316
9 -	29.789	106.8	16.675	138.9	26.070	70.9	22.428	136.3	1:34.962	92.24	1.462	14:17:47.278
10 -	30.010	110.5	17.527	139.5	25.456	89.1	22.217	138.6	1:35.210	92.00	1.710	14:19:22.488
11 -	29.913	108.9	16.597	141.2	25.366	91.3	22.581	137.5	1:34.457	92.73	0.957	14:20:56.945
12 -	29.588	110.0	16.458	143.0	25.093	92.4	22.361	138.3	1:33.500 (1)	93.68		14:22:30.445
13 -	29.671	111.6	16.491	141.5	25.227	89.4	22.327	136.9	1:33.716 (2)	93.47	0.216	14:24:04.161
14 -	29.739	111.2	16.624	140.9	25.987	88.7	22.731	136.3	1:35.081	92.13	1.581	14:25:39.242

P20 15		Simon REID						Yamaha - Simon Reid Racing				
IDEAL LAP TIME : 1:33.744		BEST LAP TIME : 1:33.890						DIFFERENCE : 0.146				
LAP	SECTOR 1		SECTOR 2		SECTOR 3		SECTOR 4		LAP TIME	MPH	DIFF	TIME OF DAY
1 -	OUTLAP	93.5	17.266	132.3	26.699	81.1	22.753	137.5	1:45.072	83.36	11.182	14:01:55.292
2 -	30.830	96.0	16.999	136.1	26.786	79.7	22.722	139.5	1:37.337	89.99	3.447	14:03:32.629
3 -	30.407	98.3	16.864	135.0	26.885	77.9	22.677	137.2	1:36.833	90.46	2.943	14:05:09.462
4 -	30.305	103.8	16.750	137.2	26.232	82.8	22.438	138.0	1:35.725	91.51	1.835	14:06:45.187
5 -	30.375	111.4	16.756	138.3	25.907	85.0	22.245	137.7	1:35.283	91.93	1.393	14:08:20.470
6 -	29.794	111.6	16.671	140.6	26.002	86.1	22.399	137.7	1:34.866	92.33	0.976	14:09:55.336
7 -	29.712	110.5	16.702	139.5	25.596	83.2	22.331	138.3	1:34.341 (2)	92.85	0.451	14:11:29.677
8 -	29.778	108.7	16.751	139.5	25.523	85.1	22.353	136.9	1:34.405 (3)	92.79	0.515	14:13:04.082
9 -	30.325	96.6	17.173	128.0	26.600	83.8	22.342	138.3	1:36.440	90.83	2.550	14:14:40.522
10 -	31.470	103.4	16.949	135.5	25.847	85.8	22.196	137.7	1:36.462	90.81	2.572	14:16:16.984
11 -	29.815	105.0	16.828	140.3	25.899	80.4	22.245	136.1	1:34.787	92.41	0.897	14:17:51.771
12 -	29.704	112.2	16.636	140.9	25.352	81.6	22.198	137.5	1:33.890 (1)	93.29		14:19:25.661
13 -	29.814	101.8	17.020	140.1	25.800	83.2	22.229	137.2	1:34.863	92.34	0.973	14:21:00.524
14 -	30.270	110.3	16.807	134.2	26.242	84.3	22.096	136.9	1:35.415	91.80	1.525	14:22:35.939
15 -	32.863	103.7	16.836	133.9	26.232	83.6	22.052	137.2	1:37.983	89.40	4.093	14:24:13.922
16 -	31.820	73.9	17.877	131.8	26.261	80.2	23.189	117.3	1:39.147	88.35	5.257	14:25:53.069

P21 6		Conor WHEELER						Yamaha - www.connorwheeler.co.uk				
IDEAL LAP TIME : 1:34.164		BEST LAP TIME : 1:34.175						DIFFERENCE : 0.011				
LAP	SECTOR 1		SECTOR 2		SECTOR 3		SECTOR 4		LAP TIME	MPH	DIFF	TIME OF DAY
1 -	31.139	98.2	16.935	134.4	25.537	80.5	22.113	139.2	1:35.724 (3)	91.51	1.549	14:03:24.941
2 -	31.283	98.2	16.732	137.2	25.802	81.8	22.068	140.1	1:35.885	91.35	1.710	14:05:00.826
3 -	30.131	105.0	16.571	136.3	25.394	83.2	22.079	138.0	1:34.175 (1)	93.01		14:06:35.001
4 -	34.278	93.7	17.101	135.5	25.569	79.9	22.699	139.2	1:39.647	87.90	5.472	14:08:14.648
5 -	30.367	103.2	16.608	136.1	25.789	79.6	IN PIT		4:18.881 P	33.83	2:44.706	14:12:33.529
6 -	OUTLAP	99.4	16.820	134.7	25.782	81.4	22.167	139.2	1:42.182	85.72	8.007	14:14:15.711
7 -	30.435	102.9	16.610	132.3	25.922	83.3	22.145	140.6	1:35.112 (2)	92.10	0.937	14:15:50.823
8 -	30.134	105.5	16.590	135.2	25.894	79.1	IN PIT		7:51.365 P	18.58	6:17.190	14:23:42.188

Weather / Track : Cloudy / Dry

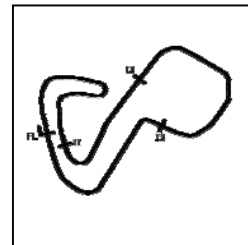
Brands Hatch GP
Circuit Length = 2.4332 miles
Start: 14:00 Flag 14:25 End: 14:27

MCRCB BULLETIN TK043

2019 Bennetts British Superbike Championship - Round 4

2019 Pirelli National Superstock 600 Championship with Black Horse

FREE PRACTICE 2 - SECTOR ANALYSIS



SECTOR 1 = FL to I1, SECTOR 2 = I1 to I2 SECTOR 3 = I2 to I3, SECTOR 4 = I3 to FL, DIFF = Difference To Personal Best Lap, P = Crossed Finish Line in Pit Lane, D = Time Disallowed

P22 58		Cameron LEE				Yamaha - Allied Motorsport							
IDEAL LAP TIME : 1:34.168		BEST LAP TIME : 1:34.184				DIFFERENCE : 0.016							
LAP	SECTOR 1	SECTOR 2	SECTOR 3	SECTOR 4	LAP TIME	MPH	DIFF	TIME OF DAY					
1 -	31.305	99.7	17.060	132.6	26.242	82.3	22.316	140.1	1:36.923	90.37	2.739	14:03:29.103	
2 -	30.854	99.4	16.851	136.1	25.983	81.8	22.347	140.3	1:36.035	91.21	1.851	14:05:05.138	
3 -	30.475	102.2	16.730	138.0	25.760	82.7	22.248	140.3	1:35.213	92.00	1.029	14:06:40.351	
4 -	30.167	105.0	16.710	141.5	25.876	82.0	22.235	141.2	1:34.988	92.22	0.804	14:08:15.339	
5 -	30.250	102.1	16.694	140.3	25.537	82.8	22.889	140.3	1:35.370	91.85	1.186	14:09:50.709	
6 -	30.817	100.4	17.043	134.7	26.783	79.7	IN PIT		3:04.415	P	1:30.231	14:12:55.124	
7 -	OUTLAP	102.4	16.967	136.9	25.942	86.9	22.230	139.2	1:47.982	81.12	13.798	14:14:43.106	
8 -	30.347	103.2	16.693	141.2	25.580	81.8	22.192	139.8	1:34.812	(3)	92.39	14:16:17.918	
9 -	30.112	103.2	16.703	142.4	25.394	86.5	22.108	139.8	1:34.317	(2)	92.87	14:17:52.235	
10 -	30.113	106.5	16.641	142.1	25.409	86.0	22.021	140.6	1:34.184	(1)	93.00	14:19:26.419	
11 -	31.276	94.6	17.170	139.5	27.322	73.2	IN PIT		2:59.202	P	48.88	1:25.018	14:22:25.621
12 -	OUTLAP	100.7	16.989	135.0	26.086	84.2	22.571	138.0	1:44.375	83.92	10.191	14:24:09.996	
13 -	30.472	102.7	16.683	138.9	25.722	83.9	22.188	134.2	1:35.065	92.14	0.881	14:25:45.061	

P23 34		Aaron SILVESTER				Yamaha - A & J Racing							
IDEAL LAP TIME : 1:34.131		BEST LAP TIME : 1:34.256				DIFFERENCE : 0.125							
LAP	SECTOR 1	SECTOR 2	SECTOR 3	SECTOR 4	LAP TIME	MPH	DIFF	TIME OF DAY					
1 -	30.759	103.8	16.836	135.5	25.674	87.1	22.236	139.8	1:35.505	91.72	1.249	14:03:19.232	
2 -	30.391	101.2	17.172	136.9	26.111	83.5	22.287	138.3	1:35.961	91.28	1.705	14:04:55.193	
3 -	30.160	102.7	16.892	131.0	25.657	83.3	22.233	140.6	1:34.942	92.26	0.686	14:06:30.135	
4 -	30.967	103.7	16.756	137.5	25.612	84.0	22.082	140.6	1:35.417	91.80	1.161	14:08:05.552	
5 -	30.660	102.6	16.756	135.8	25.694	83.7	22.263	139.5	1:35.373	91.84	1.117	14:09:40.925	
6 -	30.249	102.4	16.823	138.9	25.519	86.0	22.101	139.5	1:34.692	92.50	0.436	14:11:15.617	
7 -	30.597	102.6	16.904	138.6	25.709	85.7	22.127	138.9	1:35.337	91.88	1.081	14:12:50.954	
8 -	30.258	106.8	16.943	138.0	25.493	83.6	22.364	138.0	1:35.058	92.15	0.802	14:14:26.012	
9 -	30.300	102.1	16.967	138.3	25.573	84.0	22.209	138.0	1:35.049	92.16	0.793	14:16:01.061	
10 -	30.185	108.9	16.700	138.9	25.376	86.2	22.189	137.5	1:34.450	(3)	92.74	0.194	14:17:35.511
11 -	30.118	107.2	16.843	138.6	25.370	89.4	22.067	138.3	1:34.398	(2)	92.79	0.142	14:19:09.909
12 -	30.200	108.5	16.788	137.5	25.679	78.9	22.394	138.6	1:35.061	92.14	0.805	14:20:44.970	
13 -	30.386	107.3	16.601	136.9	25.413	88.6	22.208	138.0	1:34.608	92.59	0.352	14:22:19.578	
14 -	30.646	105.3	16.648	140.1	25.835	79.7	22.273	138.0	1:35.402	91.82	1.146	14:23:54.980	
15 -	30.111	108.0	16.665	140.6	25.352	84.9	22.128	138.0	1:34.256	(1)	92.93	14:25:29.236	

P24 44		Ewan POTTER				Yamaha - Jones Dorling Racing							
IDEAL LAP TIME : 1:34.035		BEST LAP TIME : 1:34.448				DIFFERENCE : 0.413							
LAP	SECTOR 1	SECTOR 2	SECTOR 3	SECTOR 4	LAP TIME	MPH	DIFF	TIME OF DAY					
1 -	OUTLAP	105.5	17.218	138.0	26.892	82.9	22.616	139.8	1:43.674	84.49	9.226	14:02:21.869	
2 -	30.638	107.5	16.686	142.7	25.966	84.3	22.223	139.5	1:35.513	91.71	1.065	14:03:57.382	
3 -	30.710	109.6	16.513	144.3	26.018	81.1	22.244	142.7	1:35.485	91.74	1.037	14:05:32.867	
4 -	30.320	113.3	16.563	142.7	25.980	86.7	22.479	141.2	1:35.342	91.87	0.894	14:07:08.209	
5 -	30.302	106.8	16.673	144.9	25.601	81.7	22.168	141.5	1:34.744	92.45	0.296	14:08:42.953	
6 -	30.042	109.6	16.507	143.3	25.716	80.1	22.235	141.8	1:34.500	(2)	92.69	0.052	14:10:17.453
7 -	30.250	105.8	16.548	137.5	26.785	78.8	22.187	145.2	1:35.770	91.46	1.322	14:11:53.223	
8 -	30.145	111.1	16.415	144.6	25.530	87.1	IN PIT		6:47.299	P	21.50	5:12.851	14:18:40.522
9 -	OUTLAP	104.2	16.991	144.0	25.946	85.9	22.219	140.1	1:43.781	84.40	9.333	14:20:24.303	
10 -	30.263	111.6	16.616	144.6	25.692	82.6	22.263	139.5	1:34.834	92.37	0.386	14:21:59.137	
11 -	30.354	110.5	16.582	144.9	25.646	83.2	22.119	140.3	1:34.701	(3)	92.50	0.253	14:23:33.838
12 -	30.026	108.9	16.828	143.7	25.491	87.0	22.103	140.3	1:34.448	(1)	92.74	14:25:08.286	

Weather / Track : Cloudy / Dry

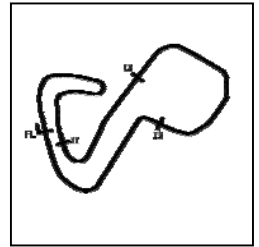
Brands Hatch GP
Circuit Length = 2.4332 miles
Start: 14:00 Flag 14:25 End: 14:27

MCRCB BULLETIN TK043

2019 Bennetts British Superbike Championship - Round 4

2019 Pirelli National Superstock 600 Championship with Black Horse

FREE PRACTICE 2 - SECTOR ANALYSIS



SECTOR 1 = FL to I1, SECTOR 2 = I1 to I2 SECTOR 3 = I2 to I3, SECTOR 4 = I3 to FL, DIFF = Difference To Personal Best Lap, P = Crossed Finish Line in Pit Lane, D = Time Disallowed

P25 42		Sam HOLME				Yamaha - HIA/Optimum Bikes Racing						
IDEAL LAP TIME : 1:34.276		BEST LAP TIME : 1:34.727				DIFFERENCE : 0.451						
LAP	SECTOR 1	SECTOR 2		SECTOR 3		SECTOR 4		LAP TIME	MPH	DIFF	TIME OF DAY	
1 -	30.947	102.1	16.760	136.1	26.028	84.7	22.182	139.8	1:35.917	91.32	1.190	14:03:19.931
2 -	30.841	102.9	16.702	136.1	25.875	87.1	22.270	140.9	1:35.688	91.54	0.961	14:04:55.619
3 -	31.018	104.6	16.609	138.0	25.459	87.2	22.120	137.7	1:35.206	92.00	0.479	14:06:30.825
4 -	30.508	101.9	16.603	138.3	25.791	87.2	22.169	140.1	1:35.071 (3)	92.14	0.344	14:08:05.896
5 -	30.570	105.3	16.689	132.3	25.794	84.7	22.266	139.8	1:35.319	91.90	0.592	14:09:41.215
6 -	30.255	103.4	16.661	133.4	25.604	87.7	22.252	138.0	1:34.772 (2)	92.43	0.045	14:11:15.987
7 -	30.515	104.6	16.729	137.5	25.753	83.8	IN PIT		4:01.203 P	36.31	2:26.476	14:15:17.190
8 -	OUTLAP	94.7	19.083	124.7	28.693	81.4	IN PIT		3:37.375 P	40.29	2:02.648	14:18:54.565
9 -	OUTLAP	99.7	17.437	135.8	26.094	83.5	22.688	135.8	1:45.644	82.91	10.917	14:20:40.209
10 -	30.882	101.8	16.839	137.5	25.651	83.2	26.041	135.2	1:39.413	88.11	4.686	14:22:19.622
11 -	30.420	105.3	16.806	137.7	25.765	83.3	22.767	137.5	1:35.758	91.47	1.031	14:23:55.380
12 -	30.316	105.5	16.756	138.9	25.298	87.4	22.357	137.7	1:34.727 (1)	92.47		14:25:30.107

P26 75		Charlie MORRIS				Yamaha - Ibbertson Motor Sport Racing - IMS						
IDEAL LAP TIME : 1:34.505		BEST LAP TIME : 1:34.734				DIFFERENCE : 0.229						
LAP	SECTOR 1	SECTOR 2		SECTOR 3		SECTOR 4		LAP TIME	MPH	DIFF	TIME OF DAY	
1 -	31.131	102.9	16.909	134.4	26.192	81.6	22.445	141.2	1:36.677	90.60	1.943	14:03:22.819
2 -	30.696	103.8	16.787	138.6	25.845	81.6	22.466	138.9	1:35.794	91.44	1.060	14:04:58.613
3 -	30.401	102.7	16.797	139.2	25.596	83.8	22.230	139.5	1:35.024	92.18	0.290	14:06:33.637
4 -	30.724	101.6	16.795	134.4	25.703	82.3	22.372	138.9	1:35.594	91.63	0.860	14:08:09.231
5 -	30.435	101.5	16.806	136.9	26.029	73.4	22.687	139.5	1:35.957	91.28	1.223	14:09:45.188
6 -	30.464	103.8	16.746	135.5	25.990	83.3	22.472	138.6	1:35.672	91.56	0.938	14:11:20.860
7 -	30.453	104.0	17.049	134.4	25.727	82.3	22.250	138.3	1:35.479	91.74	0.745	14:12:56.339
8 -	30.017	106.0	16.701	136.1	25.728	81.3	22.288	138.3	1:34.734 (1)	92.46		14:14:31.073
9 -	30.124	102.6	16.786	137.5	25.845	85.4	22.263	138.9	1:35.018	92.19	0.284	14:16:06.091
10 -	30.227	103.4	16.896	133.6	26.035	81.4	IN PIT		3:15.043 P	44.91	1:40.309	14:19:21.134
11 -	OUTLAP	97.5	17.231	135.0	26.024	87.2	22.529	137.5	1:49.461	80.02	14.727	14:21:10.595
12 -	30.428	103.7	16.862	138.3	25.842	85.7	22.213	138.6	1:35.345	91.87	0.611	14:22:45.940
13 -	30.278	106.1	16.753	136.1	25.574	87.1	22.405	139.5	1:35.010 (3)	92.19	0.276	14:24:20.950
14 -	30.140	104.3	16.760	136.6	25.607	84.0	22.375	136.6	1:34.882 (2)	92.32	0.148	14:25:55.832

P27 21		Daniel BROOKS				Kawasaki - Daniel Brooks Racing						
IDEAL LAP TIME : 1:34.767		BEST LAP TIME : 1:34.767				DIFFERENCE : 0.000						
LAP	SECTOR 1	SECTOR 2		SECTOR 3		SECTOR 4		LAP TIME	MPH	DIFF	TIME OF DAY	
1 -	31.234	101.2	16.811	143.3	26.463	79.5	22.446	140.3	1:36.954	90.35	2.187	14:03:24.403
2 -	31.416	100.6	16.930	143.3	26.204	79.2	22.475	139.8	1:37.025	90.28	2.258	14:05:01.428
3 -	31.032	105.5	16.678	141.5	28.592	37.4	IN PIT		2:35.264 P	56.41	1:00.497	14:07:36.692
4 -	OUTLAP	99.7	16.926	134.7	26.251	80.8	22.574	139.5	1:44.202	84.06	9.435	14:09:20.894
5 -	30.891	104.3	16.696	139.8	26.369	79.1	22.368	140.3	1:36.324	90.94	1.557	14:10:57.218
6 -	30.929	100.4	16.621	140.9	26.204	80.5	22.342	139.5	1:36.096 (3)	91.15	1.329	14:12:33.314
7 -	30.980	99.5	16.762	142.7	26.069	81.6	22.603	139.5	1:36.414	90.85	1.647	14:14:09.728
8 -	31.429	99.5	16.705	143.0	25.923	83.6	22.400	139.8	1:36.457	90.81	1.690	14:15:46.185
9 -	30.426	106.8	16.444	140.1	25.633	84.4	22.264	138.9	1:34.767 (1)	92.43		14:17:20.952
10 -	30.717	105.0					IN PIT		2:38.178 P	55.37	1:03.411	14:19:59.130
11 -	OUTLAP	102.6	16.779	139.8	26.411	79.6	22.560	138.9	1:45.925	82.69	11.158	14:21:45.055
12 -	30.765	104.0	16.735	143.0	26.187	81.4	22.452	138.6	1:36.139	91.11	1.372	14:23:21.194
13 -	31.065	102.4	16.468	142.7	26.222	83.1	22.361	139.5	1:36.116	91.13	1.349	14:24:57.310
14 -	30.695	106.1	16.680	142.1	25.985	78.9	22.456	136.9	1:35.816 (2)	91.42	1.049	14:26:33.126

Weather / Track : Cloudy / Dry

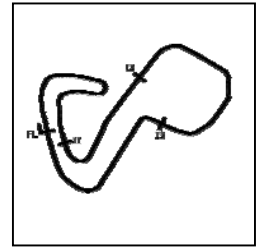
Brands Hatch GP
Circuit Length = 2.4332 miles
Start: 14:00 Flag 14:25 End: 14:27

MCRCB BULLETIN TK043

2019 Bennetts British Superbike Championship - Round 4

2019 Pirelli National Superstock 600 Championship with Black Horse

FREE PRACTICE 2 - SECTOR ANALYSIS



SECTOR 1 = FL to I1, SECTOR 2 = I1 to I2 SECTOR 3 = I2 to I3, SECTOR 4 = I3 to FL, DIFF = Difference To Personal Best Lap, P = Crossed Finish Line in Pit Lane, D = Time Disallowed

P28 11		Sam LAFFINS				Kawasaki - Sam Laffins Racing						
IDEAL LAP TIME : 1:34.612		BEST LAP TIME : 1:35.038				DIFFERENCE : 0.426						
LAP	SECTOR 1	SECTOR 2		SECTOR 3		SECTOR 4		LAP TIME	MPH	DIFF	TIME OF DAY	
1 -	OUTLAP	100.6	17.315	136.9	26.879	75.4	22.874	140.1	1:46.431	82.30	11.393	14:01:58.011
2 -	31.009	100.0	17.156	135.2	26.080	79.0	22.795	138.3	1:37.040	90.27	2.002	14:03:35.051
3 -	30.860	103.8	16.726	135.5	25.868	80.2	22.405	140.3	1:35.859	91.38	0.821	14:05:10.910
4 -	30.545	98.5	17.000	136.3	25.965	80.9	22.397	140.1	1:35.907	91.33	0.869	14:06:46.817
5 -	30.275	102.1	16.764	138.6	25.638	84.9	22.361	140.3	1:35.038 (1)	92.17		14:08:21.855
6 -	30.427	102.6	16.739	141.8	25.816	82.0	22.408	140.3	1:35.390	91.83	0.352	14:09:57.245
7 -	30.345	103.4	17.044	138.0	25.393	83.2	22.499	140.6	1:35.281 (3)	91.93	0.243	14:11:32.526
8 -	30.543	104.0	16.829	136.1	25.965	80.6	22.530	139.2	1:35.867	91.37	0.829	14:13:08.393
9 -	30.490	103.0	16.957	136.3	25.838	80.0	22.530	139.5	1:35.815	91.42	0.777	14:14:44.208
10 -	30.672	101.3	16.961	143.0	25.697	80.3	22.663	138.6	1:35.993	91.25	0.955	14:16:20.201
11 -	30.844	104.3	16.938	138.3	25.828	81.1	22.504	138.6	1:36.114	91.14	1.076	14:17:56.315
12 -	30.891	101.2	17.092	133.6	25.992	80.0	22.468	139.2	1:36.443	90.82	1.405	14:19:32.758
13 -	30.590	101.8	16.826	141.2	25.775	80.9	22.769	138.9	1:35.960	91.28	0.922	14:21:08.718
14 -	30.907	103.2	16.993	136.6	25.999	78.6	22.455	139.2	1:36.354	90.91	1.316	14:22:45.072
15 -	30.658	103.2	16.905	141.2	25.638	82.1	22.545	138.9	1:35.746	91.49	0.708	14:24:20.818
16 -	30.681	104.5	16.908	137.5	25.465	82.7	22.218	141.5	1:35.272 (2)	91.94	0.234	14:25:56.090

P29 88		Michael LARGE-TAYLOR				Yamaha - Large-Taylor Racing						
IDEAL LAP TIME : 1:36.354		BEST LAP TIME : 1:36.354				DIFFERENCE : 0.000						
LAP	SECTOR 1	SECTOR 2		SECTOR 3		SECTOR 4		LAP TIME	MPH	DIFF	TIME OF DAY	
1 -	OUTLAP	91.3	17.827	123.8	28.052	75.2	23.890	136.3	1:49.823	79.76	13.469	14:02:00.903
2 -	32.617	92.1	17.451	132.1	27.950	78.6	23.965	135.2	1:41.983	85.89	5.629	14:03:42.886
3 -	32.661	93.8	17.872	127.0	28.000	68.4	24.085	135.8	1:42.618	85.36	6.264	14:05:25.504
4 -	32.303	96.9	17.324	132.6	27.498	78.5	IN PIT		3:38.259 P	40.13	2:01.905	14:09:03.763
5 -	OUTLAP	100.6	17.122	129.5	27.323	79.5	23.351	137.5	1:49.551	79.96	13.197	14:10:53.314
6 -	31.583	100.1	17.177	135.5	27.089	81.8	22.790	138.0	1:38.639	88.80	2.285	14:12:31.953
7 -	31.488	100.9	16.985	136.9	26.503	82.7	22.871	137.7	1:37.847	89.52	1.493	14:14:09.800
8 -	32.170	98.6	17.253	133.1	26.275	84.3	22.647	140.9	1:38.345	89.07	1.991	14:15:48.145
9 -	35.523	88.6	17.723	132.6	26.617	81.9	IN PIT		3:41.087 P	39.62	2:04.733	14:19:29.232
10 -	OUTLAP	97.1	17.234	130.5	27.301	78.8	23.114	136.9	1:47.087	81.80	10.733	14:21:16.319
11 -	31.108	97.8	17.032	135.8	26.252	84.6	22.594	137.5	1:36.986 (2)	90.32	0.632	14:22:53.305
12 -	30.784	99.4	16.970	135.5	27.084	83.9	22.860	137.2	1:37.698 (3)	89.66	1.344	14:24:31.003
13 -	30.726	103.2	16.963	135.0	26.106	85.4	22.559	137.2	1:36.354 (1)	90.91		14:26:07.357

P30 85		Jordan McCORD				Yamaha - AJM Sales Ltd/Reid Engineering						
IDEAL LAP TIME : 1:37.523		BEST LAP TIME : 1:37.583				DIFFERENCE : 0.060						
LAP	SECTOR 1	SECTOR 2		SECTOR 3		SECTOR 4		LAP TIME	MPH	DIFF	TIME OF DAY	
1 -	31.510	97.2	17.802	127.0	27.333	81.1	23.130	136.6	1:39.775	87.79	2.192	14:03:31.022
2 -	31.282	99.5	17.387	128.3	26.820	85.0	23.224	132.6	1:38.713	88.74	1.130	14:05:09.735
3 -	31.440	96.0	17.663	129.0	26.462	82.9	22.946	133.6	1:38.511	88.92	0.928	14:06:48.246
4 -	31.734	96.8	17.485	126.1	27.019	85.7	23.056	135.5	1:39.294	88.22	1.711	14:08:27.540
5 -	31.084	96.1	17.543	123.1	27.004	84.5	23.078	135.8	1:38.709	88.74	1.126	14:10:06.249
6 -	32.052	89.3	20.568	116.1	27.909	78.6	IN PIT		4:41.916 P	31.07	3:04.333	14:14:48.165
7 -	OUTLAP	68.8	21.850	122.2	27.433	83.8	23.146	135.2	1:57.050	74.83	19.467	14:16:45.215
8 -	31.096	99.2	17.556	132.3	26.717	84.9	23.026	134.2	1:38.395 (3)	89.02	0.812	14:18:23.610
9 -	31.549	96.2	17.514	129.5	26.629	82.3	22.984	134.4	1:38.676	88.77	1.093	14:20:02.286
10 -	31.042	99.1	17.603	128.0	27.037	82.1	23.040	135.0	1:38.722	88.73	1.139	14:21:41.008
11 -	30.828	99.8	17.431	131.3	26.373	84.2	22.951	134.2	1:37.583 (1)	89.76		14:23:18.591
12 -	31.134	96.4	17.647	130.8	26.770	83.3	22.935	134.2	1:38.486	88.94	0.903	14:24:57.077
13 -	31.097	98.6	17.431	130.3	26.434	82.9	23.010	131.5	1:37.972 (2)	89.41	0.389	14:26:35.049

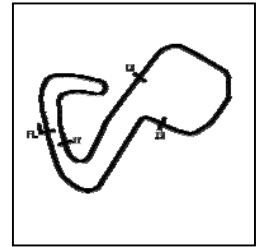
Weather / Track : Cloudy / Dry

Brands Hatch GP

Circuit Length = 2.4332 miles

Start: 14:00 Flag 14:25 End: 14:27

FREE PRACTICE 2 - SECTOR ANALYSIS



SECTOR 1 = FL to I1, SECTOR 2 = I1 to I2 SECTOR 3 = I2 to I3, SECTOR 4 = I3 to FL, DIFF = Difference To Personal Best Lap, P = Crossed Finish Line in Pit Lane, D = Time Disallowed

P31 71		Nathan DRURY				Kawasaki - Dragon Racing						
IDEAL LAP TIME : 1:37.527		BEST LAP TIME : 1:38.424				DIFFERENCE : 0.897						
LAP	SECTOR 1	SECTOR 2		SECTOR 3		SECTOR 4		LAP TIME	MPH	DIFF	TIME OF DAY	
1 -	32.676	89.7	17.873	123.5	27.967	69.5	24.616	131.0	1:43.132	84.93	4.708	14:03:42.273
2 -	31.918	97.1	17.472	127.5	27.159	78.9	23.123	135.2	1:39.672	87.88	1.248	14:05:21.945
3 -	31.692	102.2	17.364	130.0	27.115	80.3	23.114	133.9	1:39.285	88.22	0.861	14:07:01.230
4 -	31.563	101.5	17.276	138.3	26.607	81.4	22.978	136.9	1:38.424 (1)	89.00		14:08:39.654
5 -	31.266	98.6	17.554	126.3	26.597	81.8	IN PIT		3:37.318	P 40.30	1:58.894	14:12:16.972
6 -	OUTLAP	97.1	17.931	127.3	26.827	81.9	23.223	134.2	1:51.976	78.22	13.552	14:14:08.948
7 -	31.986	98.5	17.498	132.3	26.245	83.0	22.740	136.9	1:38.469	(2) 88.96	0.045	14:15:47.417
8 -	31.449	93.8	17.506	120.2	26.834	80.4	23.214	130.8	1:39.003	(3) 88.48	0.579	14:17:26.420
9 -	31.848	99.4	17.548	123.5	26.747	82.6	23.369	134.7	1:39.512	88.02	1.088	14:19:05.932
10 -	31.849	98.2	17.720	117.1	26.879	82.4	22.885	136.1	1:39.333	88.18	0.909	14:20:45.265
11 -	31.740	102.4	17.630	125.9	27.108	83.5	IN PIT		4:34.155	P 31.95	2:55.731	14:25:19.420

P32 69		Jamie LE MASURIER				Triumph - Pipework Solutions Racing						
IDEAL LAP TIME : 1:42.624		BEST LAP TIME : 1:42.834				DIFFERENCE : 0.210						
LAP	SECTOR 1	SECTOR 2		SECTOR 3		SECTOR 4		LAP TIME	MPH	DIFF	TIME OF DAY	
1 -	33.758	88.7	18.631	121.3	28.482	67.4	24.844	126.3	1:45.715	82.86	2.881	14:03:42.248
2 -	33.179	89.7	18.503	119.4	28.608	69.1	24.533	130.0	1:44.823	83.56	1.989	14:05:27.071
3 -	33.509	88.1	18.554	121.5	28.138	74.0	24.519	127.8	1:44.720	83.65	1.886	14:07:11.791
4 -	33.364	89.9	18.380	124.5	27.933	71.9	24.161	130.5	1:43.838	84.36	1.004	14:08:55.629
5 -	33.020	96.0	18.248	129.8	27.963	68.7	24.157	131.0	1:43.388	84.72	0.554	14:10:39.017
6 -	32.912	96.1	18.228	126.1	28.101	73.0	24.159	131.3	1:43.400	84.71	0.566	14:12:22.417
7 -	32.617	95.8	18.217	124.7	27.934	74.6	24.066	129.8	1:42.834 (1)	85.18		14:14:05.251
8 -	37.433	81.8	19.410	118.5	28.436	73.9	IN PIT		3:21.664	P 43.43	1:38.830	14:17:26.915
9 -	OUTLAP	93.2	18.255	123.8	28.266	72.7	24.396	131.0	1:55.392	75.91	12.558	14:19:22.307
10 -	32.542	94.7	18.269	125.4	27.934	69.9	24.396	129.0	1:43.141	(3) 84.93	0.307	14:21:05.448
11 -	32.786	97.3	18.610	127.3	27.883	74.3	24.278	128.8	1:43.557	84.58	0.723	14:22:49.005
12 -	33.107	87.7	18.343	123.3	27.909	71.3	24.436	127.5	1:43.795	84.39	0.961	14:24:32.800
13 -	32.686	93.5	18.219	126.1	27.799	73.8	24.315	123.1	1:43.019	(2) 85.03	0.185	14:26:15.819

MCRCB BULLETIN TK044

2019 Bennetts British Superbike Championship - Round 4

2019 Pirelli National Superstock 600 Championship with Black Horse

FREE PRACTICE 2 - BEST SECTORS

SECTOR 1				SECTOR 2				SECTOR 3				SECTOR 4				IDEAL / BEST COMPARISON		
POS	NO	NAME	TIME	NO	NAME	TIME	NO	NAME	TIME	NO	NAME	TIME	POS	NO	NAME	IDEAL	BEST	DIFF
1	57	McGREEV	28.604	4	IRWIN	15.990	9	CLIFFOR	24.223	57	McGREEV	21.404	1	9	CLIFFORD	1:30.221		
2	9	CLIFFOR	28.741	9	CLIFFOR	16.022	28	RICHARD	24.334	9	CLIFFOR	21.425	2	57	McGREEVY	1:30.622	1:30.622	0.000
3	4	IRWIN	29.061	89	MORETON	16.025	7	DELVES	24.409	28	RICHARD	21.456	3	28	RICHARDSON	1:30.932	1:31.173	0.241
4	28	RICHARD	29.092	57	McGREEV	16.035	4	IRWIN	24.520	4	IRWIN	21.462	4	4	IRWIN	1:31.033	1:31.241	0.208
5	26	HARTGRO	29.127	28	RICHARD	16.050	57	McGREEV	24.579	26	HARTGRO	21.511	5	7	DELVES	1:31.329	1:31.684	0.355
6	7	DELVES	29.178	26	HARTGRO	16.072	26	HARTGRO	24.686	89	MORETON	21.603	6	26	HARTGROVE	1:31.396	1:31.609	0.213
7	2	TOMS	29.235	7	DELVES	16.117	14	VALLELE	24.713	99	LUXTON	21.612	7	14	VALLELEY	1:31.789	1:31.894	0.105
8	14	VALLELE	29.259	5	KEYES	16.126	99	LUXTON	24.724	7	DELVES	21.625	8	99	LUXTON	1:31.819	1:31.906	0.087
9	99	LUXTON	29.298	2	TOMS	16.166	66	FRASER	24.807	66	FRASER	21.638	9	2	TOMS	1:31.995	1:32.133	0.138
10	5	KEYES	29.350	14	VALLELE	16.172	2	TOMS	24.878	32	PIPER	21.638	10	66	FRASER	1:32.064	1:32.143	0.079
11	66	FRASER	29.399	99	LUXTON	16.185	79	STACEY	24.939	14	VALLELE	21.645	11	89	MORETON	1:32.128	1:32.660	0.532
12	32	PIPER	29.399	77	HARRAN	16.205	89	MORETON	24.968	5	KEYES	21.704	12	5	KEYES	1:32.257	1:32.555	0.298
13	46	ROWLING	29.413	66	FRASER	16.220	22	McGLINC	25.032	2	TOMS	21.716	13	79	STACEY	1:32.440	1:32.440	0.000
14	49	ALDERSO	29.420	79	STACEY	16.304	5	KEYES	25.077	49	ALDERSO	21.718	14	32	PIPER	1:32.497	1:32.688	0.191
15	79	STACEY	29.432	32	PIPER	16.304	18	THOMSON	25.093	46	ROWLING	21.746	15	46	ROWLINGS	1:32.660	1:32.763	0.103
16	89	MORETON	29.532	46	ROWLING	16.365	49	ALDERSO	25.117	79	STACEY	21.765	16	49	ALDERSON	1:32.704	1:32.772	0.068
17	22	McGLINC	29.543	22	McGLINC	16.391	46	ROWLING	25.136	77	HARRAN	21.864	17	22	McGLINCHEY	1:32.929	1:32.967	0.038
18	18	THOMSON	29.588	44	POTTER	16.415	32	PIPER	25.156	22	McGLINC	21.963	18	77	HARRAN	1:32.979	1:33.112	0.133
19	15	REID	29.704	21	BROOKS	16.444	77	HARRAN	25.162	58	LEE	22.021	19	18	THOMSON	1:33.270	1:33.500	0.230
20	77	HARRAN	29.748	49	ALDERSO	16.449	42	HOLME	25.298	15	REID	22.052	20	15	REID	1:33.744	1:33.890	0.146
21	75	MORRIS	30.017	18	THOMSON	16.458	15	REID	25.352	34	SILVEST	22.067	21	44	POTTER	1:34.035	1:34.448	0.413
22	44	POTTER	30.026	6	WHEELER	16.571	34	SILVEST	25.352	6	WHEELER	22.068	22	34	SILVESTER	1:34.131	1:34.256	0.125
23	34	SILVEST	30.111	34	SILVEST	16.601	11	LAFFINS	25.393	44	POTTER	22.103	23	6	WHEELER	1:34.164	1:34.175	0.011
24	58	LEE	30.112	42	HOLME	16.603	6	WHEELER	25.394	42	HOLME	22.120	24	58	LEE	1:34.168	1:34.184	0.016
25	6	WHEELER	30.131	15	REID	16.636	58	LEE	25.394	18	THOMSON	22.131	25	42	HOLME	1:34.276	1:34.727	0.451
26	42	HOLME	30.255	58	LEE	16.641	44	POTTER	25.491	75	MORRIS	22.213	26	75	MORRIS	1:34.505	1:34.734	0.229
27	11	LAFFINS	30.275	75	MORRIS	16.701	75	MORRIS	25.574	11	LAFFINS	22.218	27	11	LAFFINS	1:34.612	1:35.038	0.426
28	21	BROOKS	30.426	11	LAFFINS	16.726	21	BROOKS	25.633	21	BROOKS	22.264	28	21	BROOKS	1:34.767	1:34.767	0.000
29	88	LARGE-T	30.726	88	LARGE-T	16.963	88	LARGE-T	26.106	88	LARGE-T	22.559	29	88	LARGE-TAYLOR	1:36.354	1:36.354	0.000
30	85	McCORD	30.828	71	DRURY	17.276	71	DRURY	26.245	71	DRURY	22.740	30	85	McCORD	1:37.523	1:37.583	0.060
31	71	DRURY	31.266	85	McCORD	17.387	85	McCORD	26.373	85	McCORD	22.935	31	71	DRURY	1:37.527	1:38.424	0.897
32	69	LE MASU	32.542	69	LE MASU	18.217	69	LE MASU	27.799	69	LE MASU	24.066	32	69	LE MASURIER	1:42.624	1:42.834	0.210

Weather / Track : Cloudy / Dry

Brands Hatch GP

Circuit Length = 2.4332 miles

Start: 14:00 Flag 14:25 End: 14:27

Results can be found at www.tsl-timing.com

Printed - 14:30 Friday, 14 June 2019

MCRCB BULLETIN TK045**2019 Bennetts British Superbike Championship - Round 4****2019 Pirelli National Superstock 600 Championship with Black Horse****FREE PRACTICE 2 - BEST SPEEDS**

POS	INTERMEDIATE 1			INTERMEDIATE 2			INTERMEDIATE 3			FINISH LINE		
	NO	NAME	MPH	NO	NAME	MPH	NO	NAME	MPH	NO	NAME	MPH
1	28	RICHARDSON	116.9	4	IRWIN	148.1	9	CLIFFORD	96.9	89	MORETON	145.5
2	4	IRWIN	116.5	89	MORETON	147.8	28	RICHARDSON	94.5	44	POTTER	145.2
3	9	CLIFFORD	115.9	2	TOMS	147.1	4	IRWIN	94.1	2	TOMS	144.9
4	5	KEYES	115.5	79	STACEY	146.8	7	DELVES	93.9	4	IRWIN	144.6
5	22	McGLINCHEY	115.5	66	FRASER	146.5	49	ALDERSON	93.9	5	KEYES	144.3
6	2	TOMS	115.3	5	KEYES	146.5	2	TOMS	93.7	32	PIPER	144.3
7	26	HARTGROVE	114.5	32	PIPER	146.5	5	KEYES	92.9	57	McGREEVY	143.7
8	79	STACEY	113.9	26	HARTGROVE	145.8	18	THOMSON	92.4	7	DELVES	143.3
9	89	MORETON	113.9	22	McGLINCHEY	145.8	66	FRASER	92.3	99	LUXTON	143.3
10	44	POTTER	113.3	9	CLIFFORD	145.5	46	ROWLINGS	92.1	26	HARTGROVE	143.0
11	66	FRASER	112.9	7	DELVES	145.5	22	McGLINCHEY	91.9	79	STACEY	143.0
12	14	VALLELEY	112.5	49	ALDERSON	145.5	57	McGREEVY	91.1	49	ALDERSON	143.0
13	77	HARRAN	112.5	57	McGREEVY	145.2	89	MORETON	91.1	9	CLIFFORD	142.7
14	57	McGREEVY	112.4	99	LUXTON	145.2	14	VALLELEY	90.3	28	RICHARDSON	142.7
15	15	REID	112.2	44	POTTER	144.9	99	LUXTON	90.0	66	FRASER	142.7
16	18	THOMSON	111.6	28	RICHARDSON	144.6	34	SILVESTER	89.4	46	ROWLINGS	142.7
17	49	ALDERSON	111.4	21	BROOKS	143.3	26	HARTGROVE	88.8	14	VALLELEY	141.8
18	7	DELVES	111.2	14	VALLELEY	143.0	77	HARRAN	88.8	77	HARRAN	141.8
19	99	LUXTON	110.7	18	THOMSON	143.0	42	HOLME	87.7	22	McGLINCHEY	141.5
20	32	PIPER	108.9	11	LAFFINS	143.0	75	MORRIS	87.2	11	LAFFINS	141.5
21	34	SILVESTER	108.9	58	LEE	142.4	44	POTTER	87.1	6	WHEELER	141.2
22	46	ROWLINGS	107.8	77	HARRAN	142.1	79	STACEY	87.0	58	LEE	141.2
23	21	BROOKS	106.8	15	REID	140.9	58	LEE	86.9	75	MORRIS	141.2
24	58	LEE	106.5	34	SILVESTER	140.6	32	PIPER	86.8	18	THOMSON	140.9
25	75	MORRIS	106.1	42	HOLME	139.5	15	REID	86.1	42	HOLME	140.9
26	6	WHEELER	105.5	46	ROWLINGS	139.2	85	McCORD	85.7	88	LARGE-TAYLOR	140.9
27	42	HOLME	105.5	75	MORRIS	139.2	88	LARGE-TAYLOR	85.4	34	SILVESTER	140.6
28	11	LAFFINS	104.5	71	DRURY	138.3	11	LAFFINS	84.9	21	BROOKS	140.3
29	88	LARGE-TAYLOR	103.2	6	WHEELER	137.2	21	BROOKS	84.4	15	REID	139.5
30	71	DRURY	102.4	88	LARGE-TAYLOR	136.9	71	DRURY	83.5	85	McCORD	137.2
31	85	McCORD	99.8	85	McCORD	132.3	6	WHEELER	83.3	71	DRURY	136.9
32	69	LE MASURIER	97.3	69	LE MASURIER	129.8	69	LE MASURIER	74.6	69	LE MASURIER	131.8

Weather / Track : Cloudy / Dry

Brands Hatch GP

Circuit Length = 2.4332 miles

Start: 14:00 Flag 14:25 End: 14:27

Results can be found at www.tsl-timing.com

Printed - 14:31 Friday, 14 June 2019

MCRCB BULLETIN TK046

2019 Bennetts British Superbike Championship - Round 4

2019 Pirelli National Superstock 600 Championship with Black Horse

FREE PRACTICE 2 - STATISTICS

Competitors Started 32
Planned Start 2019-06-14 @ 14:00:00.000
Actual Start 2019-06-14 @ 14:00:02.113
Finish Time 2019-06-14 @ 14:25:02.113
Track Length 2.4332mi.
Total Laps 422
Total Distance Covered 1026.8482mi.

Session Fastest Lap History

NO	NAME	LAP TIME	TIME OF DAY	LAP	VEHICLE
26	Adam HARTGROVE	1:32.366	14:03:11.003	1	Yamaha
26	Adam HARTGROVE	1:31.843	14:04:42.846	2	Yamaha
26	Adam HARTGROVE	1:31.609	14:07:46.364	4	Yamaha
9	Aaron CLIFFORD	1:31.438	14:07:54.082	4	Yamaha
9	Aaron CLIFFORD	1:31.306	14:09:25.389	5	Yamaha
9	Aaron CLIFFORD	1:30.954	14:10:56.342	6	Yamaha
57	Korie McGREEVY	1:30.622	14:16:26.054	9	Triumph

Flag History

TYPE	TIME OF DAY
GREEN	14:00:02.113
FINISH	14:25:02.113

Flag Statistics

TYPE	COUNT	TOTAL LAPS	TOTAL TIME
Green	1	16	27:00.306
Red	0	0	0.000
Safety Car	0	0	0.000
FCY	0	0	0.000

Weather / Track : Cloudy / Dry

These results are provisional until the conclusion of any judicial and technical matters.

Brands Hatch GP

Circuit Length = 2.4332 miles

Start: 14:00 Flag 14:25 End: 14:27

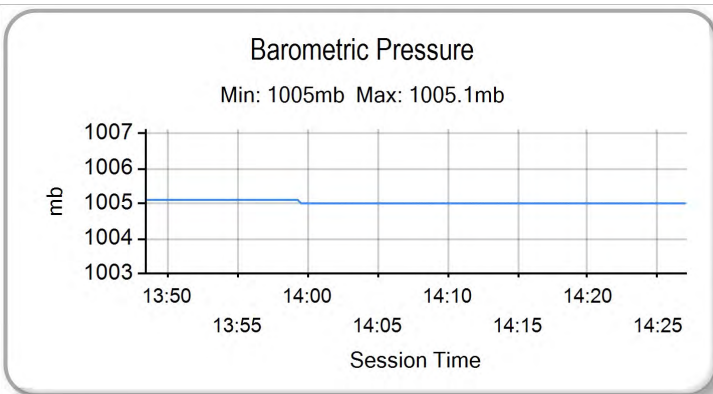
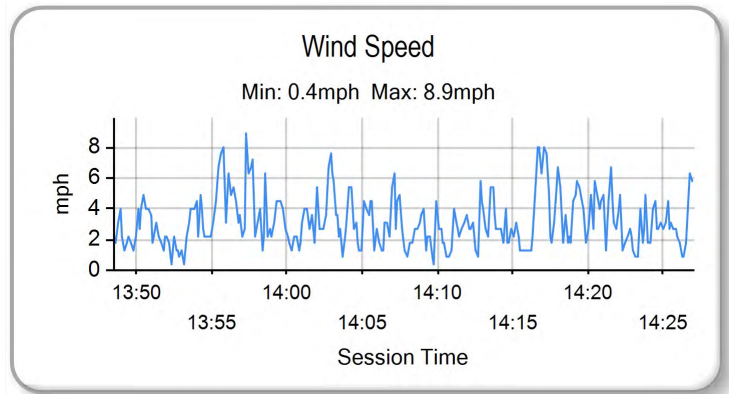
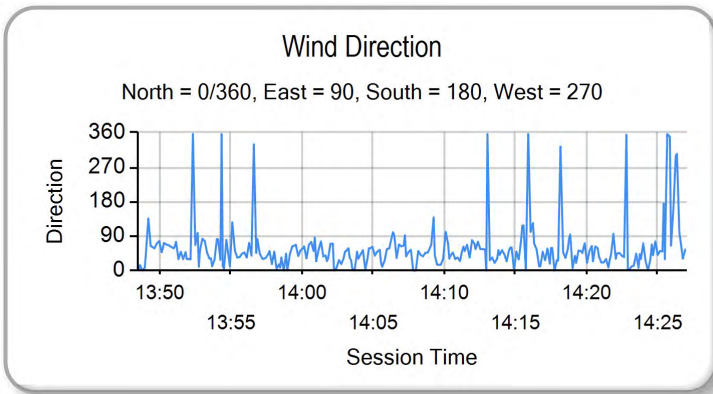
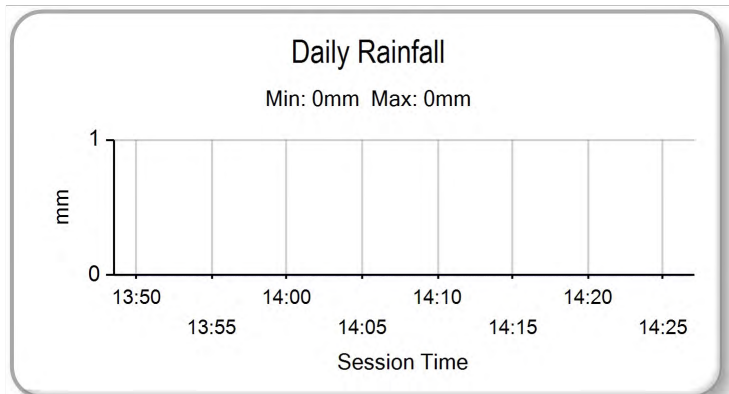
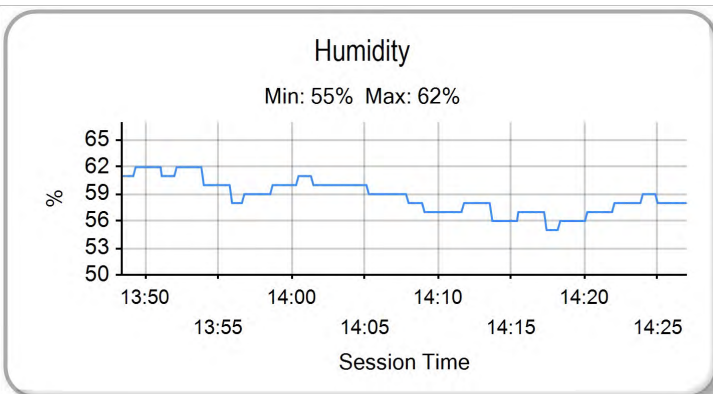
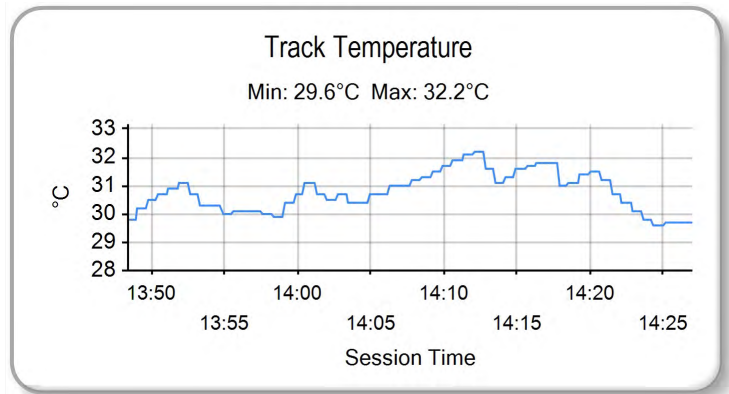
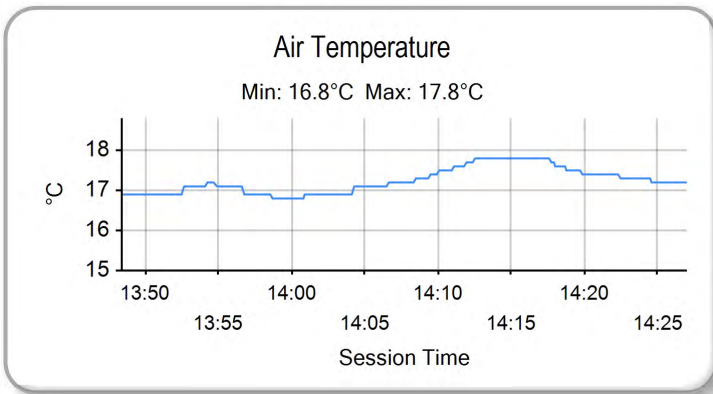
Race Director :	Stewards :	Timekeeper :
-----------------	------------	--------------

MCRCB BULLETIN TK047

2019 Bennetts British Superbike Championship - Round 4

2019 Pirelli National Superstock 600 Championship with Black Horse

FREE PRACTICE 2 - WEATHER CONDITIONS



Weather / Track : Cloudy / Dry

Results can be found at www.tsl-timing.com

Brands Hatch GP
Circuit Length = 2.4332 miles
Start: 14:00 Flag 14:25 End: 14:27

Printed - 14:31 Friday, 14 June 2019

QUALIFYING - CLASSIFICATION

POS	NO	NAME	NAT	ENTRY	TIME	ON	LAPS	GAP	DIFF	MPH
1	57	Korie McGREEVY	GBR	Triumph - Century Racing	1:30.046	15	15			97.28
2	28	Shane RICHARDSON	NZL	Kawasaki - Astro-JJR Racing	1:30.408	13	14	0.362	0.362	96.89
3	26	Adam HARTGROVE	GBR	Yamaha - Adam Hartgrove Racing	1:30.482	10	10	0.436	0.074	96.81
4	9	Aaron CLIFFORD	IRL	Yamaha - Clifford Racing	1:30.526	13	13	0.480	0.044	96.76
5	7	Liam DELVES	GBR	Kawasaki - Via Moto Racing	1:30.545	11	13	0.499	0.019	96.74
6	4	Caolan IRWIN	IRL	Kawasaki - Ready 4 Racing	1:30.778	12	12	0.732	0.233	96.49
7	14	Louis VALLELEY	GBR	Yamaha - R&R Racing	1:31.309	4	12	1.263	0.531	95.93
8	99	Ben LUXTON	GBR	Kawasaki - JR Performance Racing	1:31.384	14	14	1.338	0.075	95.85
9	66	Cameron FRASER	GBR	Yamaha - Jones Dorling Racing	1:31.508	15	15	1.462	0.124	95.72
10	2	TJ TOMS	GBR	Kawasaki - G&S Racing	1:31.530	12	13	1.484	0.022	95.70
11	5	Kevin KEYES	IRL	Kawasaki - G&S Racing	1:31.669	13	13	1.623	0.139	95.55
12	79	Storm STACEY	GBR	Kawasaki - STAUFF Quick Connect Superstock 600	1:31.732	12	14	1.686	0.063	95.49
13	89	Taylor MORETON	GBR	Yamaha - Lloyd & Jones Parweld	1:31.820	13	13	1.774	0.088	95.40
14	22	Eunan McGLINCHEY	GBR	Kawasaki - Team #109 Kawasaki	1:32.014	7	7	1.968	0.194	95.20
15	46	Harry ROWLINGS	GBR	Triumph - BER / Steve Jordan Motorcycles	1:32.324	2	9	2.278	0.310	94.88
16	49	James ALDERSON	GBR	Triumph - R Alderson and Sons Racing	1:32.347	13	13	2.301	0.023	94.85
17	6	Conor WHEELER	GBR	Yamaha - www.connorwheeler.co.uk	1:32.451	10	11	2.405	0.104	94.75
18	58	Cameron LEE	AUS	Yamaha - Allied Motorsport	1:32.716	14	14	2.670	0.265	94.48
19	77	Brent HARRAN	RSA	Yamaha - Everquip Racing	1:32.799	14	14	2.753	0.083	94.39
20	18	Connor THOMSON	GBR	Yamaha - Cegra/Seton Tuning/33kV	1:32.805	11	16	2.759	0.006	94.38
21	34	Aaron SILVESTER	GBR	Yamaha - A & J Racing	1:32.832	9	14	2.786	0.027	94.36
22	44	Ewan POTTER	GBR	Yamaha - Jones Dorling Racing	1:33.038	12	15	2.992	0.206	94.15
23	15	Simon REID	GBR	Yamaha - Simon Reid Racing	1:33.172	6	16	3.126	0.134	94.01
24	11	Sam LAFFINS	GBR	Kawasaki - Sam Laffins Racing	1:33.275	13	13	3.229	0.103	93.91
25	32	Mark PIPER	GBR	Yamaha - Pied Piper Racing	1:33.299	8	11	3.253	0.024	93.88
26	75	Charlie MORRIS	GBR	Yamaha - Ibbertson Motor Sport Racing - IMS	1:33.498	14	15	3.452	0.199	93.69
27	42	Sam HOLME	GBR	Yamaha - HIA/Optimum Bikes Racing	1:33.877	5	6	3.831	0.379	93.31
28	21	Daniel BROOKS	GBR	Kawasaki - Daniel Brooks Racing	1:34.037	11	13	3.991	0.160	93.15
29	85	Jordan McCORD	GBR	Yamaha - AJM Sales Ltd/Reid Engineering	1:35.363	15	15	5.317	1.326	91.85
30	88	Michael LARGE-TAYLOR	GBR	Yamaha - Large-Taylor Racing	1:35.917	11	11	5.871	0.554	91.32
31	71	Nathan DRURY	GBR	Kawasaki - Dragon Racing	1:38.291	5	9	8.245	2.374	89.12

QUALIFYING LAPTIME (110.0% of 1:30.046) = 1:39.050

32	69	Jamie LE MASURIER	GBR	Triumph - Pipework Solutions Racing	1:39.564	5	9	9.518	1.273	87.98
----	----	-------------------	-----	-------------------------------------	----------	---	---	-------	-------	-------

Weather / Track : Cloudy / Dry

These results are provisional until the conclusion of any judicial and technical matters.

Brands Hatch GP

Circuit Length = 2.4332 miles

Start: 12:06 Flag 12:31 End: 12:33

Race Director :

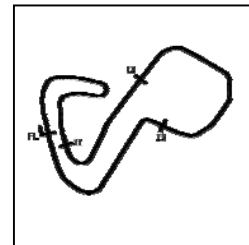
Stewards :

Timekeeper :

Results can be found at www.britishsuperbike.com

Printed - 12:33 Saturday, 15 June 2019

QUALIFYING - SECTOR ANALYSIS



SECTOR 1 = FL to I1, SECTOR 2 = I1 to I2, SECTOR 3 = I2 to I3, SECTOR 4 = I3 to FL, DIFF = Difference To Personal Best Lap, P = Crossed Finish Line in Pit Lane, D = Time Disallowed

P1 57		Korie McGREEVY					Triumph - Century Racing					
IDEAL LAP TIME : 1:30.046		BEST LAP TIME : 1:30.046					DIFFERENCE : 0.000					
LAP	SECTOR 1	SECTOR 2		SECTOR 3		SECTOR 4		LAP TIME	MPH	DIFF	TIME OF DAY	
1 -	OUTLAP	92.5	17.081	125.4	27.663	77.7	IN PIT	2:06.697	P 69.14	36.651	12:08:35.609	
2 -	OUTLAP	104.6	16.713	130.8	26.187	81.2	22.276 140.9	1:35.797	91.44	5.751	12:10:11.406	
3 -	29.447	111.8	16.120	139.5	25.034	87.2	21.723 141.5	1:32.324	94.88	2.278	12:11:43.730	
4 -	28.783	113.5	16.135	139.8	24.735	88.7	21.507 142.4	1:31.160	96.09	1.114	12:13:14.890	
5 -	31.832	98.2	17.060	125.6	26.829	79.2	22.439 142.4	1:38.160	89.24	8.114	12:14:53.050	
6 -	28.920	112.9	16.056	142.7	24.599	91.8	21.302 142.4	1:30.877	96.39	0.831	12:16:23.927	
7 -	28.553	112.5	16.877	121.3	28.339	78.3	IN PIT	2:36.400	P 56.00	1:06.354	12:19:00.327	
8 -	OUTLAP	102.4	16.649	132.3	26.826	79.4	22.049 142.4	1:36.970	90.33	6.924	12:20:37.297	
9 -	28.969	113.3	16.037	143.3	24.452	89.8	21.375 143.0	1:30.833	(3) 96.43	0.787	12:22:08.130	
10 -	32.042	94.5	17.444	134.4	26.578	82.8	22.088 141.8	1:38.152	89.24	8.106	12:23:46.282	
11 -	28.690	112.9	15.971	146.5	24.502	90.9	21.312 142.1	1:30.475	(2) 96.82	0.429	12:25:16.757	
12 -	31.060	102.1	16.786	133.4	26.804	81.3	22.479 142.4	1:37.129	90.18	7.083	12:26:53.886	
13 -	29.642	103.0	16.301	140.1	25.657	83.5	22.035 141.8	1:33.635	93.55	3.589	12:28:27.521	
14 -	28.712	112.2	15.917	144.9	26.491	81.6	22.085 142.7	1:33.205	93.98	3.159	12:30:00.726	
15 -	28.505	112.2	15.903	143.3	24.387	92.4	21.251	144.0	1:30.046	(1)	97.28	12:31:30.772

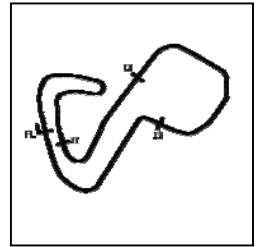
P2 28		Shane RICHARDSON					Kawasaki - Astro-JJR Racing					
IDEAL LAP TIME : 1:30.106		BEST LAP TIME : 1:30.408					DIFFERENCE : 0.302					
LAP	SECTOR 1	SECTOR 2		SECTOR 3		SECTOR 4		LAP TIME	MPH	DIFF	TIME OF DAY	
1 -	OUTLAP	87.1	19.013	115.7	26.916	90.4	22.106 140.1	1:44.716	83.65	14.308	12:08:28.078	
2 -	29.513	114.7	16.261	143.3	24.566	91.5	21.586 139.8	1:31.926	95.29	1.518	12:10:00.004	
3 -	29.228	116.3	15.993	144.3	24.410	89.7	21.371 141.2	1:31.002	96.25	0.594	12:11:31.006	
4 -	29.346	117.3	16.027	144.0	24.616	91.9	21.456 141.2	1:31.445	95.79	1.037	12:13:02.451	
5 -	29.008	115.3	15.994	144.6	24.324	91.9	21.370 141.8	1:30.696	96.58	0.288	12:14:33.147	
6 -	29.562	106.6	16.598	136.6	25.326	89.1	IN PIT	5:35.096	P 26.14	4:04.688	12:20:08.243	
7 -	OUTLAP	107.5	16.638	133.4	27.026	78.6	22.263 139.2	1:42.472	85.48	12.064	12:21:50.715	
8 -	29.204	110.1	17.032	140.6	24.540	95.1	21.407 139.8	1:32.183	95.02	1.775	12:23:22.898	
9 -	28.857	116.1	16.165	143.0	24.253	94.6	21.401 140.9	1:30.676	(3) 96.60	0.268	12:24:53.574	
10 -	28.683	116.9	16.074	144.6	24.264	89.1	21.392 142.1	1:30.413	(2) 96.88	0.005	12:26:23.987	
11 -	30.352	103.8	16.647	141.2	24.612	90.9	21.612 139.2	1:33.223	93.96	2.815	12:27:57.210	
12 -	28.928	115.1	16.202	142.1	24.699	86.0	21.474 141.2	1:31.303	95.94	0.895	12:29:28.513	
13 -	28.985	116.1	15.962	145.2	24.238	94.1	21.223	142.7	1:30.408	(1)	96.89	12:30:58.921
14 -	29.031	117.1	15.971	143.7	24.668	92.0	21.439 138.0	1:31.109	96.14	0.701	12:32:30.030	

P3 26		Adam HARTGROVE					Yamaha - Adam Hartgrove Racing					
IDEAL LAP TIME : 1:30.462		BEST LAP TIME : 1:30.482					DIFFERENCE : 0.020					
LAP	SECTOR 1	SECTOR 2		SECTOR 3		SECTOR 4		LAP TIME	MPH	DIFF	TIME OF DAY	
1 -	OUTLAP	107.0	16.551	140.6	24.939	87.4	22.032 140.9	1:34.532	92.66	4.050	12:07:37.140	
2 -	29.344	110.1	16.261	143.7	24.610	89.3	21.642 140.9	1:31.857	95.36	1.375	12:09:08.997	
3 -	29.054	111.6	16.199	144.9	24.565	88.0	21.508 141.8	1:31.326	95.91	0.844	12:10:40.323	
4 -	28.956	113.9	16.139	143.7	24.476	89.0	21.422 141.8	1:30.993	(2) 96.26	0.511	12:12:11.316	
5 -	32.387	82.2	IN PIT	IN PIT	IN PIT	IN PIT	IN PIT	10:37.057	P 13.75	9:06.575	12:22:48.373	
6 -	OUTLAP	44.8	17.238	143.3	25.546	89.8	21.811 141.8	2:08.831	67.99	38.349	12:24:57.204	
7 -	35.161	103.4	16.399	144.9	24.529	91.9	21.913 140.9	1:38.002	89.38	7.520	12:26:35.206	
8 -	29.120	113.5	16.090	146.2	24.436	89.9	21.809 140.9	1:31.455	95.78	0.973	12:28:06.661	
9 -	29.001	113.3	16.226	144.9	24.506	91.8	21.377 142.1	1:31.110	(3) 96.14	0.628	12:29:37.771	
10 -	28.768	113.5	15.934	146.5	24.383	88.8	21.397	143.3	1:30.482	(1)	96.81	12:31:08.253

2019 Bennetts British Superbike Championship - Round 4

2019 Pirelli National Superstock 600 Championship with Black Horse

QUALIFYING - SECTOR ANALYSIS



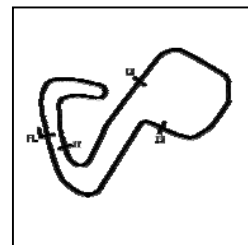
SECTOR 1 = FL to I1, SECTOR 2 = I1 to I2, SECTOR 3 = I2 to I3, SECTOR 4 = I3 to FL, DIFF = Difference To Personal Best Lap, P = Crossed Finish Line in Pit Lane, D = Time Disallowed

P4		9		Aaron CLIFFORD				Yamaha - Clifford Racing					
IDEAL LAP TIME :		1:30.205		BEST LAP TIME :		1:30.526		DIFFERENCE :		0.321			
LAP	SECTOR 1	SECTOR 2		SECTOR 3		SECTOR 4		LAP TIME	MPH	DIFF	TIME OF DAY		
1 -	OUTLAP	95.1	17.445	123.3	26.474	83.4	22.383	138.9	1:40.497	87.16	9.971	12:08:14.909	
2 -	29.218	107.5	16.402	143.7	24.825	90.6	21.601	140.9	1:32.046	95.16	1.520	12:09:46.955	
3 -	29.044	114.3	16.126	146.2	24.454	93.2	21.398	142.1	1:31.022	96.23	0.496	12:11:17.977	
4 -	29.032	112.9	16.068	145.2	25.312	84.7	21.933	144.9	1:32.345	94.85	1.819	12:12:50.322	
5 -	29.118	112.9	16.328	145.8	24.457	92.1	21.522	141.8	1:31.425	95.81	0.899	12:14:21.747	
6 -	28.935	114.9	15.972	146.5	24.651	90.9	21.415	141.5	1:30.973 (3)	96.29	0.447	12:15:52.720	
7 -	30.739	105.0	19.370	98.1	26.241	82.9	IN PIT		6:09.538 P	23.70	4:39.012	12:22:02.258	
8 -	OUTLAP	100.4	17.059	135.8	25.194	92.9	21.919	139.8	1:35.183	92.03	4.657	12:23:37.441	
9 -	28.851	115.1	16.171	145.5	24.577	93.5	21.496	141.5	1:31.095	96.16	0.569	12:25:08.536	
10 -	28.800	113.3	16.166	145.8	24.462	92.1	21.406	142.4	1:30.834 (2)	96.43	0.308	12:26:39.370	
11 -	28.734	114.7	15.893	147.4	24.656	90.5	21.749	143.7	1:31.032	96.22	0.506	12:28:10.402	
12 -	29.341	113.3	16.250	145.8	24.324	94.6	21.418	142.7	1:31.333	95.91	0.807	12:29:41.735	
13 -	28.820	114.9	16.004	146.5	24.448	92.0	21.254	143.0	1:30.526 (1)	96.76		12:31:12.261	

P5		7		Liam DELVES				Kawasaki - Via Moto Racing					
IDEAL LAP TIME :		1:30.545		BEST LAP TIME :		1:30.545		DIFFERENCE :		0.000			
LAP	SECTOR 1	SECTOR 2		SECTOR 3		SECTOR 4		LAP TIME	MPH	DIFF	TIME OF DAY		
1 -	OUTLAP	101.8	16.746	138.9	25.374	84.5	22.150	141.5	1:37.640	89.71	7.095	12:09:20.384	
2 -	29.743	105.3	16.508	145.5	24.757	88.3	21.760	142.4	1:32.768	94.42	2.223	12:10:53.152	
3 -	29.374	107.3	16.242	142.1	25.198	84.9	21.802	143.7	1:32.616	94.58	2.071	12:12:25.768	
4 -	29.384	108.0	16.313	145.2	24.576	89.3	21.635	143.0	1:31.908	95.31	1.363	12:13:57.676	
5 -	29.589	99.8	16.791	133.4	25.745	88.8	21.848	141.5	1:33.973	93.21	3.428	12:15:31.649	
6 -	29.188	109.6	16.097	146.2	24.626	93.2	21.715	140.6	1:31.626	95.60	1.081	12:17:03.275	
7 -	29.196	109.2	16.310	144.3	24.447	91.8	IN PIT		6:15.559 P	23.32	4:45.014	12:23:18.834	
8 -	OUTLAP	108.7	16.407	141.8	24.949	86.3	21.875	140.9	1:33.841	93.34	3.296	12:24:52.675	
9 -	29.042	111.1	16.216	144.3	24.395	88.3	21.522	141.8	1:31.175 (2)	96.07	0.630	12:26:23.850	
10 -	29.176	110.0	16.166	145.5	24.307	89.4	21.607	140.9	1:31.256 (3)	95.99	0.711	12:27:55.106	
11 -	28.906	111.8	16.040	145.2	24.190	89.9	21.409	143.3	1:30.545 (1)	96.74		12:29:25.651	
12 -	29.096	110.9	16.190	143.7	24.752	86.3	21.768	142.7	1:31.806	95.41	1.261	12:30:57.457	
13 -	33.465	101.3	17.066	136.6	25.935	85.2	22.839	137.7	1:39.305	88.21	8.760	12:32:36.762	

P6		4		Caolan IRWIN				Kawasaki - Ready 4 Racing					
IDEAL LAP TIME :		1:30.609		BEST LAP TIME :		1:30.778		DIFFERENCE :		0.169			
LAP	SECTOR 1	SECTOR 2		SECTOR 3		SECTOR 4		LAP TIME	MPH	DIFF	TIME OF DAY		
1 -	OUTLAP	100.7	16.923	142.7	25.743	85.5	22.441	139.8	1:42.129	85.77	11.351	12:08:09.659	
2 -	29.641	114.7	16.236	147.4	24.819	85.0	21.776	143.0	1:32.472	94.72	1.694	12:09:42.131	
3 -	29.262	111.2	16.331	145.5	24.947	86.0	21.734	143.7	1:32.274	94.93	1.496	12:11:14.405	
4 -	29.594	112.9	16.020	147.8	24.833	88.4	21.556	143.0	1:32.003	95.21	1.225	12:12:46.408	
5 -	29.245	114.7	16.046	144.6	25.225	81.4	21.894	142.7	1:32.410	94.79	1.632	12:14:18.818	
6 -	29.058	114.9	15.950	147.1	24.687	89.5	21.495	142.7	1:31.190 (2)	96.06	0.412	12:15:50.008	
7 -	34.025	84.5	20.589	101.3	28.991	79.3	IN PIT		6:56.860 P	21.01	5:26.082	12:22:46.868	
8 -	OUTLAP	82.2	17.577	139.5	25.636	88.1	21.732	140.6	2:02.869	71.29	32.091	12:24:49.737	
9 -	29.218	115.1	16.053	146.2	24.805	86.1	21.747	140.9	1:31.823	95.39	1.045	12:26:21.560	
10 -	29.062	114.7	20.530	98.5	25.192	92.4	21.574	142.7	1:36.358	90.90	5.580	12:27:57.918	
11 -	29.066	114.7	16.146	146.8	24.847	90.9	21.285	144.6	1:31.344 (3)	95.89	0.566	12:29:29.262	
12 -	28.864	114.9	15.873	149.1	24.587	93.2	21.454	144.3	1:30.778 (1)	96.49		12:31:00.040	

QUALIFYING - SECTOR ANALYSIS



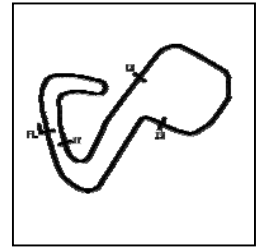
SECTOR 1 = FL to I1, SECTOR 2 = I1 to I2 SECTOR 3 = I2 to I3, SECTOR 4 = I3 to FL, DIFF = Difference To Personal Best Lap, P = Crossed Finish Line in Pit Lane, D = Time Disallowed

P7 14		Louis VALLELEY					Yamaha - R&R Racing					
IDEAL LAP TIME : 1:31.309		BEST LAP TIME : 1:31.309					DIFFERENCE : 0.000					
LAP		SECTOR 1	SECTOR 2		SECTOR 3		SECTOR 4		LAP TIME	MPH	DIFF	TIME OF DAY
1 -	OUTLAP	101.3	16.824	129.0	25.930	81.9	22.160	139.8	1:38.281	89.13	6.972	12:07:42.224
2 -		29.614	106.8	16.322	144.3	24.691	88.3	21.747	138.9	1:32.374	1.065	12:09:14.598
3 -		29.238	110.0	16.303	142.1	24.611	89.9	21.624	140.6	1:31.776 (3)	0.467	12:10:46.374
4 -		29.118	110.7	16.167	143.3	24.484	91.3	21.540	140.9	1:31.309 (1)	95.93	12:12:17.683
5 -		29.969	102.1	17.416	124.7	26.207	82.1	IN PIT	7:42.346	P 18.94	6:11.037	12:20:00.029
6 -	OUTLAP	70.7	20.897	122.2	26.739	79.6	IN PIT		2:06.158	P 69.43	34.849	12:22:06.187
7 -	OUTLAP	101.5	17.668	135.8	25.852	85.4	26.445	138.9	1:48.024	81.09	16.715	12:23:54.211
8 -		29.788	109.1	16.318	142.7	25.036	87.4	21.980	138.6	1:33.122	1.813	12:25:27.333
9 -		29.465	104.0	16.353	144.0	24.693	86.3	21.828	140.3	1:32.339	1.030	12:26:59.672
10 -		29.380	110.0	16.189	144.0	24.804	86.3	21.717	139.8	1:32.090	95.12	12:28:31.762
11 -		29.202	111.2	16.218	143.0	24.747	86.2	21.603	141.2	1:31.770 (2)	0.461	12:30:03.532
12 -		30.154	102.6	16.471	138.3	25.372	83.3	22.352	140.9	1:34.349	3.040	12:31:37.881

P8 99		Ben LUXTON					Kawasaki - JR Performance Racing					
IDEAL LAP TIME : 1:31.207		BEST LAP TIME : 1:31.384					DIFFERENCE : 0.177					
LAP		SECTOR 1	SECTOR 2		SECTOR 3		SECTOR 4		LAP TIME	MPH	DIFF	TIME OF DAY
1 -	OUTLAP	107.8	16.490	140.1	25.192	86.7	22.062	140.9	1:35.587	91.64	4.203	12:07:38.623
2 -		29.446	106.0	16.234	143.7	24.707	85.5	21.654	139.8	1:32.041	0.657	12:09:10.664
3 -		29.333	104.8	16.370	144.0	24.644	85.9	21.640	140.9	1:31.987	0.603	12:10:42.651
4 -		35.528	90.9	18.326	102.1	26.049	85.2	22.267	142.7	1:42.170	10.786	12:12:24.821
5 -		29.616	106.3	16.237	141.2	24.858	87.0	21.703	142.7	1:32.414	1.030	12:13:57.235
6 -		29.923	104.3	16.729	135.5	26.273	83.2	IN PIT	5:07.992	P 28.44	3:36.608	12:19:05.227
7 -	OUTLAP	101.8	16.490	137.7	25.430	86.1	21.849	141.8	1:35.329	91.89	3.945	12:20:40.556
8 -		29.189	108.9	16.092	144.3	24.838	84.0	21.819	143.0	1:31.938	0.554	12:22:12.494
9 -		33.223	92.4	17.842	139.2	25.353	80.0	23.771	140.6	1:40.189	8.805	12:23:52.683
10 -		29.216	107.2	16.127	143.0	24.709	86.9	21.592	139.8	1:31.644 (3)	0.260	12:25:24.327
11 -		32.222	93.3	16.999	140.9	25.283	82.3	21.783	142.7	1:36.287	4.903	12:27:00.614
12 -		29.303	108.0	16.176	145.5	24.565	86.4	21.520	142.7	1:31.564 (2)	0.180	12:28:32.178
13 -		29.746	99.4	16.801	136.1	25.472	83.6	21.753	142.4	1:33.772	2.388	12:30:05.950
14 -		29.069	108.7	16.053	144.9	24.633	83.1	21.629	143.0	1:31.384 (1)	95.85	12:31:37.334

P9 66		Cameron FRASER					Yamaha - Jones Dorling Racing					
IDEAL LAP TIME : 1:31.158		BEST LAP TIME : 1:31.508					DIFFERENCE : 0.350					
LAP		SECTOR 1	SECTOR 2		SECTOR 3		SECTOR 4		LAP TIME	MPH	DIFF	TIME OF DAY
1 -	OUTLAP	108.9	16.643	144.0	25.386	90.5	22.065	140.1	1:35.848	91.39	4.340	12:08:05.514
2 -		30.084	109.6	16.371	144.3	25.388	87.1	21.933	140.1	1:33.776	2.268	12:09:39.290
3 -		29.780	111.6	16.295	145.8	25.306	87.8	22.067	138.6	1:33.448	1.940	12:11:12.738
4 -		29.736	111.2	16.248	144.9	24.913	87.9	21.589	141.8	1:32.486	0.978	12:12:45.224
5 -		29.346	109.8	16.205	144.3	25.125	89.1	21.664	140.3	1:32.340	0.832	12:14:17.564
6 -		29.225	111.6	16.190	145.5	24.927	88.8	21.643	140.9	1:31.985	0.477	12:15:49.549
7 -		29.559	109.8	16.690	141.2	26.039	83.6	IN PIT	3:09.173	P 46.30	1:37.665	12:18:58.722
8 -	OUTLAP	107.3	16.553	135.0	26.849	79.7	22.195	142.1	1:38.878	88.59	7.370	12:20:37.600
9 -		29.484	110.5	16.153	146.2	24.561	91.9	21.735	141.8	1:31.933 (3)	0.425	12:22:09.533
10 -		29.101	113.5	16.056	145.5	24.952	88.1	21.747	143.7	1:31.856 (2)	0.348	12:23:41.389
11 -		29.371	112.2	16.170	144.0	24.964	90.5	21.576	140.1	1:32.081	0.573	12:25:13.470
12 -		29.251	112.5	16.264	144.6	24.831	87.9	21.776	141.2	1:32.122	0.614	12:26:45.592
13 -		29.539	111.6	16.170	146.5	24.803	89.9	21.502	141.8	1:32.014	0.506	12:28:17.606
14 -		29.809	110.0	16.509	142.7	25.516	86.1	21.922	140.1	1:33.756	2.248	12:29:51.362
15 -		29.211	115.5	16.088	144.9	24.769	88.4	21.440	142.7	1:31.508 (1)	95.72	12:31:22.870

QUALIFYING - SECTOR ANALYSIS



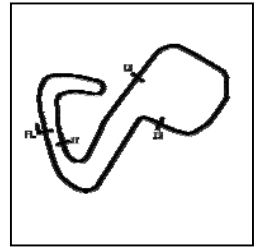
SECTOR 1 = FL to I1, SECTOR 2 = I1 to I2 SECTOR 3 = I2 to I3, SECTOR 4 = I3 to FL, DIFF = Difference To Personal Best Lap, P = Crossed Finish Line in Pit Lane, D = Time Disallowed

P10		2		TJ TOMS				Kawasaki - G&S Racing									
IDEAL LAP TIME :		1:31.206		BEST LAP TIME :				1:31.530		DIFFERENCE :				0.324			
LAP	SECTOR 1	SECTOR 2	SECTOR 3	SECTOR 4	LAP TIME	MPH	DIFF	TIME OF DAY									
1 -	OUTLAP	93.4	17.380	141.2	26.379	77.9	22.446	143.0	1:39.646	87.90	8.116	12:07:47.006					
2 -	30.973	100.3	16.742	134.7	26.430	80.8	IN PIT		2:02.522	P	71.49	30.992	12:09:49.528				
3 -	OUTLAP	109.1	16.416	143.3	25.593	85.7	21.890	141.2	1:35.648	91.58	4.118	12:11:25.176					
4 -	29.833	107.3	16.279	146.8	25.420	86.9	21.947	141.8	1:33.479	93.70	1.949	12:12:58.655					
5 -	29.542	110.3	16.309	144.6	25.189	89.3	21.868	141.5	1:32.908	94.28	1.378	12:14:31.563					
6 -	29.427	113.1	16.142	146.2	24.957	87.7	21.733	140.6	1:32.259	(3)	94.94	0.729	12:16:03.822				
7 -	30.183	98.8	16.376	138.0	26.009	84.0	IN PIT		5:41.201	P	25.67	4:09.671	12:21:45.023				
8 -	OUTLAP	98.5	17.426	133.6	26.008	88.1	21.845	142.7	1:39.921	87.66	8.391	12:23:24.944					
9 -	29.602	111.6	16.244	145.8	24.949	89.3	21.662	142.4	1:32.457	94.74	0.927	12:24:57.401					
10 -	29.281	114.1	16.130	142.4	25.176	89.8	21.682	142.4	1:32.269	94.93	0.739	12:26:29.670					
11 -	29.090	112.7	16.006	146.2	25.786	92.3	21.755	142.7	1:32.637	94.56	1.107	12:28:02.307					
12 -	29.043	113.1	15.894	146.5	25.046	89.0	21.547	144.0	1:31.530	(1)	95.70		12:29:33.837				
13 -	29.102	110.5	16.238	148.1	24.770	88.7	21.499	144.3	1:31.609	(2)	95.62	0.079	12:31:05.446				

P11		5		Kevin KEYES				Kawasaki - G&S Racing									
IDEAL LAP TIME :		1:31.559		BEST LAP TIME :				1:31.669		DIFFERENCE :				0.110			
LAP	SECTOR 1	SECTOR 2	SECTOR 3	SECTOR 4	LAP TIME	MPH	DIFF	TIME OF DAY									
1 -	OUTLAP	100.9	16.970	134.2	26.421	82.5	22.427	142.7	1:37.414	89.92	5.745	12:07:44.072					
2 -	30.030	110.9	16.225	145.8	25.274	83.7	21.844	141.8	1:33.373	93.81	1.704	12:09:17.445					
3 -	30.263	107.3	16.332	145.2	25.293	88.5	21.923	141.8	1:33.811	93.37	2.142	12:10:51.256					
4 -	29.238	113.1	16.106	145.5	25.246	86.1	21.912	141.2	1:32.502	94.69	0.833	12:12:23.758					
5 -	29.234	114.1	16.144	145.2	25.080	94.7	21.664	141.2	1:32.122	(3)	95.08	0.453	12:13:55.880				
6 -	30.436	100.4	16.932	129.3	26.610	83.0	IN PIT		6:05.387	P	23.97	4:33.718	12:20:01.267				
7 -	OUTLAP	71.7	21.296	123.8	26.911	82.7	23.475	139.2	1:45.404	83.10	13.735	12:21:46.671					
8 -	32.732	71.6	17.928	139.2	25.574	91.5	21.693	143.7	1:37.927	89.45	6.258	12:23:24.598					
9 -	29.282	113.5	16.132	143.3	25.161	91.9	21.665	140.9	1:32.240	94.96	0.571	12:24:56.838					
10 -	29.740	112.9	16.166	146.5	24.886	92.6	21.662	141.5	1:32.454	94.74	0.785	12:26:29.292					
11 -	29.108	115.3	16.299	145.8	25.413	89.4	21.827	141.2	1:32.647	94.55	0.978	12:28:01.939					
12 -	29.137	115.1	16.081	146.2	24.930	91.5	21.567	142.7	1:31.715	(2)	95.51	0.046	12:29:33.654				
13 -	29.030	113.9	16.115	145.8	24.881	93.5	21.643	143.3	1:31.669	(1)	95.55		12:31:05.323				

P12		79		Storm STACEY				Kawasaki - STAUFF Quick Connect Superstock 600									
IDEAL LAP TIME :		1:31.534		BEST LAP TIME :				1:31.732		DIFFERENCE :				0.198			
LAP	SECTOR 1	SECTOR 2	SECTOR 3	SECTOR 4	LAP TIME	MPH	DIFF	TIME OF DAY									
1 -	OUTLAP	105.0	16.934	146.2	25.523	81.1	22.247	140.6	1:38.173	89.22	6.441	12:08:16.742					
2 -	29.967	110.0	16.310	147.4	25.105	86.5	21.978	141.5	1:33.360	93.82	1.628	12:09:50.102					
3 -	29.645	113.1	16.183	147.8	25.293	84.8	21.857	141.8	1:32.978	94.21	1.246	12:11:23.080					
4 -	29.487	114.1	16.142	147.8	24.932	85.3	21.946	141.8	1:32.507	94.69	0.775	12:12:55.587					
5 -	29.944	110.0	16.571	144.0	25.059	87.4	IN PIT		4:35.697	P	31.77	3:03.965	12:17:31.284				
6 -	OUTLAP	105.6	16.738	140.3	26.911	82.4	22.299	139.8	1:40.103	87.50	8.371	12:19:11.387					
7 -	30.006	112.9	16.232	145.8	24.934	86.0	21.808	141.5	1:32.980	94.21	1.248	12:20:44.367					
8 -	29.515	115.3	16.121	147.1	24.948	86.2	21.765	141.5	1:32.349	94.85	0.617	12:22:16.716					
9 -	29.303	106.8	16.581	146.8	26.749	84.0	23.703	142.4	1:36.336	90.93	4.604	12:23:53.052					
10 -	29.466	114.7	16.043	149.1	24.738	88.6	21.567	142.4	1:31.814	(2)	95.40	0.082	12:25:24.866				
11 -	29.410	112.4	16.136	146.8	24.914	84.3	22.598	142.4	1:33.058	94.13	1.326	12:26:57.924					
12 -	29.225	115.5	16.004	147.8	24.812	88.3	21.691	143.0	1:31.732	(1)	95.49		12:28:29.656				
13 -	29.411	111.4	16.168	146.8	25.450	84.9	21.698	144.6	1:32.727	94.46	0.995	12:30:02.383					
14 -	29.276	116.3	16.142	147.4	24.809	88.7	21.702	141.5	1:31.929	(3)	95.28	0.197	12:31:34.312				

QUALIFYING - SECTOR ANALYSIS



SECTOR 1 = FL to I1, SECTOR 2 = I1 to I2 SECTOR 3 = I2 to I3, SECTOR 4 = I3 to FL, DIFF = Difference To Personal Best Lap, P = Crossed Finish Line in Pit Lane, D = Time Disallowed

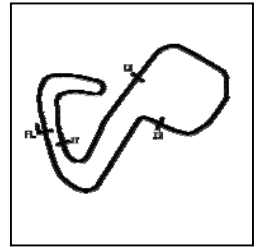
Table for P13 89 Taylor MORETON, Yamaha - Lloyd & Jones Parweld. Includes lap times for sectors 1-4 and overall lap times for 13 laps.

Table for P14 22 Eunan McGLINCHEY, Kawasaki - Team #109 Kawasaki. Includes lap times for sectors 1-4 and overall lap times for 7 laps.

Table for P15 46 Harry ROWLINGS, Triumph - BER / Steve Jordan Motorcycles. Includes lap times for sectors 1-4 and overall lap times for 9 laps.

Table for P16 49 James ALDERSON, Triumph - R Alderson and Sons Racing. Includes lap times for sectors 1-4 and overall lap times for 13 laps.

QUALIFYING - SECTOR ANALYSIS



SECTOR 1 = FL to I1, SECTOR 2 = I1 to I2 SECTOR 3 = I2 to I3, SECTOR 4 = I3 to FL, DIFF = Difference To Personal Best Lap, P = Crossed Finish Line in Pit Lane, D = Time Disallowed

P17		6		Conor WHEELER				Yamaha - www.connorwheeler.co.uk							
IDEAL LAP TIME :		1:32.316		BEST LAP TIME :		1:32.451		DIFFERENCE :		0.135					
LAP	SECTOR 1	SECTOR 2	SECTOR 3	SECTOR 4	LAP TIME	MPH	DIFF	TIME OF DAY							
1 -	OUTLAP	94.9	17.055	139.5	26.617	77.8	22.658	139.5	1:40.601	87.07	8.150	12:07:46.789			
2 -		31.966	95.5	17.522	136.1	26.976	72.0	22.548	140.6	1:39.012	88.47	6.561	12:09:25.801		
3 -		30.361	103.5	16.713	136.6	25.722	76.5	22.154	140.3	1:34.950	92.25	2.499	12:11:00.751		
4 -		29.873	105.5	16.283	139.8	25.166	77.3	22.473	141.2	1:33.795	93.39	1.344	12:12:34.546		
5 -		29.797	99.4	16.606	137.7	25.913	82.5	IN PIT		5:47.663 P	25.19	4:15.212	12:18:22.209		
6 -	OUTLAP	103.4	16.533	137.7	25.278	83.3	21.828	141.5	1:37.369	89.96	4.918	12:19:59.578			
7 -		29.815	108.2	16.224	142.4	24.924	83.7	21.621	140.3	1:32.584 (2)	94.61	0.133	12:21:32.162		
8 -		29.833	92.9	17.247	133.9	26.365	80.6	IN PIT		5:37.984 P	25.91	4:05.533	12:27:10.146		
9 -	OUTLAP	100.6	16.669	137.2	25.550	80.7	21.923	140.9	1:36.464	90.80	4.013	12:28:46.610			
10 -		29.550	108.7	16.263	141.2	25.020	84.5	21.618	141.2	1:32.451 (1)	94.75		12:30:19.061		
11 -		30.078	107.8	16.278	140.9	25.059	83.6	21.784	139.5	1:33.199 (3)	93.99	0.748	12:31:52.260		

P18		58		Cameron LEE				Yamaha - Allied Motorsport							
IDEAL LAP TIME :		1:32.669		BEST LAP TIME :		1:32.716		DIFFERENCE :		0.047					
LAP	SECTOR 1	SECTOR 2	SECTOR 3	SECTOR 4	LAP TIME	MPH	DIFF	TIME OF DAY							
1 -	OUTLAP	99.7	17.021	136.6	26.051	83.2	22.048	140.1	1:41.929	85.94	9.213	12:08:06.450			
2 -		30.088	104.8	16.580	139.8	25.684	81.7	22.116	140.6	1:34.468	92.72	1.752	12:09:40.918		
3 -		30.095	102.1	16.698	140.3	25.573	83.3	21.939	141.2	1:34.305	92.88	1.589	12:11:15.223		
4 -		30.223	107.0	16.551	133.1	26.227	83.7	21.997	141.5	1:34.998	92.21	2.282	12:12:50.221		
5 -		29.972	106.8	16.416	137.5	25.299	84.5	21.915	142.1	1:33.602	93.58	0.886	12:14:23.823		
6 -		30.033	108.4	16.430	143.7	25.421	84.7	IN PIT		5:05.804 P	28.64	3:33.088	12:19:29.627		
7 -	OUTLAP	101.9	17.093	136.3	26.107	82.2	22.211	139.2	1:40.536	87.13	7.820	12:21:10.163			
8 -		30.137	103.5	16.563	140.3	25.260	85.1	21.985	140.1	1:33.945	93.24	1.229	12:22:44.108		
9 -		29.792	106.5	16.589	143.3	25.159	82.6	21.805	140.3	1:33.345	93.84	0.629	12:24:17.453		
10 -		29.859	105.8	16.629	142.7	25.287	87.1	21.724	140.1	1:33.499	93.68	0.783	12:25:50.952		
11 -		29.718	108.4	16.413	143.3	25.242	85.1	21.931	140.3	1:33.304 (3)	93.88	0.588	12:27:24.256		
12 -		29.810	106.8	16.451	141.5	25.183	81.9	21.892	140.9	1:33.336	93.85	0.620	12:28:57.592		
13 -		29.536	106.6	16.450	144.0	25.135	87.0	21.817	141.5	1:32.938 (2)	94.25	0.222	12:30:30.530		
14 -		29.496	107.5	16.415	144.6	25.036	89.2	21.769	134.4	1:32.716 (1)	94.48		12:32:03.246		

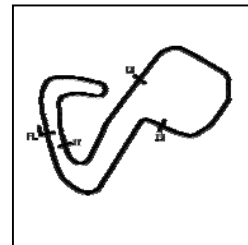
P19		77		Brent HARRAN				Yamaha - Everquip Racing							
IDEAL LAP TIME :		1:32.681		BEST LAP TIME :		1:32.799		DIFFERENCE :		0.118					
LAP	SECTOR 1	SECTOR 2	SECTOR 3	SECTOR 4	LAP TIME	MPH	DIFF	TIME OF DAY							
1 -	OUTLAP	98.1	17.557	138.9	27.037	77.6	22.835	136.3	1:43.335	84.77	10.536	12:08:51.004			
2 -		30.898	107.7	16.574	138.9	25.684	81.1	22.415	136.6	1:35.571	91.65	2.772	12:10:26.575		
3 -		30.216	109.2	16.568	140.6	25.556	84.0	22.046	138.3	1:34.386	92.80	1.587	12:12:00.961		
4 -		29.911	112.0	16.393	140.1	25.302	86.2	21.923	139.2	1:33.529 (3)	93.65	0.730	12:13:34.490		
5 -		31.085	97.9	17.388	128.3	26.648	81.7	IN PIT		4:24.084 P	33.17	2:51.285	12:17:58.574		
6 -	OUTLAP	101.6	17.352	138.0	27.229	80.8	22.308	138.0	1:41.477	86.32	8.678	12:19:40.051			
7 -		30.379	112.0	16.414	139.8	25.429	85.3	22.166	138.0	1:34.388	92.80	1.589	12:21:14.439		
8 -		30.012	110.9	16.310	140.3	25.620	87.1	21.965	138.9	1:33.907	93.28	1.108	12:22:48.346		
9 -		29.940	114.1	16.345	140.9	25.301	86.8	21.993	138.9	1:33.579	93.60	0.780	12:24:21.925		
10 -		31.206	109.1	16.511	141.5	25.222	88.3	21.897	140.1	1:34.836	92.36	2.037	12:25:56.761		
11 -		29.668	113.3	16.260	144.3	25.108	88.8	21.805	140.3	1:32.841 (2)	94.35	0.042	12:27:29.602		
12 -		30.630	108.2	16.544	135.5	25.509	87.0	21.918	141.5	1:34.601	92.59	1.802	12:29:04.203		
13 -		30.261	103.0	19.010	120.2	25.964	85.9	21.972	140.1	1:37.207	90.11	4.408	12:30:41.410		
14 -		29.600	112.5	16.199	143.3	25.077	87.6	21.923	140.1	1:32.799 (1)	94.39		12:32:14.209		

MCRCB BULLETIN TK116

2019 Bennetts British Superbike Championship - Round 4

2019 Pirelli National Superstock 600 Championship with Black Horse

QUALIFYING - SECTOR ANALYSIS



SECTOR 1 = FL to I1, SECTOR 2 = I1 to I2 SECTOR 3 = I2 to I3, SECTOR 4 = I3 to FL, DIFF = Difference To Personal Best Lap, P = Crossed Finish Line in Pit Lane, D = Time Disallowed

P20 18		Connor THOMSON				Yamaha - Cegra/Seton Tuning/33kV							
IDEAL LAP TIME : 1:32.306		BEST LAP TIME : 1:32.805		DIFFERENCE : 0.499									
LAP	SECTOR 1	SECTOR 2	SECTOR 3	SECTOR 4	LAP TIME	MPH	DIFF	TIME OF DAY					
1 -	OUTLAP	99.8	17.355	138.9	25.967	85.7	22.740	139.8	1:39.247	88.26	6.442	12:07:42.323	
2 -	29.868	106.8	16.669	142.4	25.608	87.7	22.177	137.2	1:34.322	92.87	1.517	12:09:16.645	
3 -	29.503	109.8	16.527	142.4	25.170	90.6	22.140	138.3	1:33.340	93.84	0.535	12:10:49.985	
4 -	29.710	111.1	16.573	140.9	25.443	88.7	22.199	140.9	1:33.925	93.26	1.120	12:12:23.910	
5 -	29.414	110.9	16.271	143.3	25.159	95.8	22.417	139.2	1:33.261	93.92	0.456	12:13:57.171	
6 -	29.470	108.0	16.555	142.1	25.162	94.1	22.495	136.6	1:33.682	93.50	0.877	12:15:30.853	
7 -	29.525	110.1	16.413	140.9	25.080	94.2	22.087	138.6	1:33.105	94.08	0.300	12:17:03.958	
8 -	29.622	109.4	16.571	140.6	26.147	91.0	22.125	137.5	1:34.465	92.73	1.660	12:18:38.423	
9 -	29.560	111.4	16.418	140.9	25.053	93.8	22.856	138.0	1:33.887	93.30	1.082	12:20:12.310	
10 -	30.033	108.7	16.556	141.2	25.097	87.4	22.025	136.9	1:33.711	93.47	0.906	12:21:46.021	
11 -	29.293	111.1	16.363	141.2	25.195	86.8	21.954	137.2	1:32.805 (1)	94.38		12:23:18.826	
12 -	29.504	109.8	16.614	140.9	25.620	88.6	IN PIT		2:56.410	P	1:23.605	12:26:15.236	
13 -	OUTLAP	106.0	16.501	142.1	25.109	90.4	22.029	137.7	1:35.052	92.15	2.247	12:27:50.288	
14 -	29.573	111.6	16.346	142.1	25.069	88.4	21.858	140.3	1:32.846	(3)	94.34	0.041	12:29:23.134
15 -	29.573	111.2	16.282	142.4	25.169	87.9	21.933	141.8	1:32.957	94.23	0.152	12:30:56.091	
16 -	29.124	111.8	16.518	141.5	25.205	87.7	21.981	139.5	1:32.828	(2)	94.36	0.023	12:32:28.919

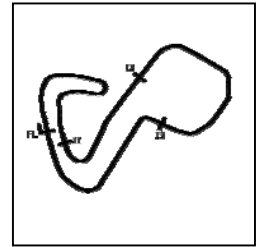
P21 34		Aaron SILVESTER				Yamaha - A & J Racing							
IDEAL LAP TIME : 1:32.790		BEST LAP TIME : 1:32.832		DIFFERENCE : 0.042									
LAP	SECTOR 1	SECTOR 2	SECTOR 3	SECTOR 4	LAP TIME	MPH	DIFF	TIME OF DAY					
1 -	OUTLAP	94.6	17.471	133.4	26.506	80.6	22.423	140.3	1:39.525	88.01	6.693	12:07:42.893	
2 -	30.406	105.1	16.554	140.1	25.400	83.9	22.042	138.9	1:34.402	92.79	1.570	12:09:17.295	
3 -	30.535	101.0	16.815	138.9	25.282	85.0	21.969	141.2	1:34.601	92.59	1.769	12:10:51.896	
4 -	29.810	105.3	16.634	143.0	25.135	90.3	21.824	140.9	1:33.403	(3)	93.78	0.571	12:12:25.299
5 -	29.644	106.5	16.527	140.1	25.239	86.1	22.011	139.8	1:33.421	93.76	0.589	12:13:58.720	
6 -	30.230	100.9	16.928	137.7	25.691	84.5	IN PIT		5:39.325	P	25.81	4:06.493	12:19:38.045
7 -	OUTLAP	101.0	16.923	138.0	25.575	85.9	22.165	138.0	1:38.050	89.34	5.218	12:21:16.095	
8 -	29.785	106.6	16.864	138.6	25.185	90.0	21.722	139.8	1:33.556	93.63	0.724	12:22:49.651	
9 -	29.647	109.1	16.502	143.3	24.961	89.8	21.722	140.1	1:32.832 (1)	94.36		12:24:22.483	
10 -	30.038	106.3	16.519	142.4	25.024	90.9	21.829	139.2	1:33.410	93.77	0.578	12:25:55.893	
11 -	29.761	103.4	16.611	140.3	25.266	87.2	22.093	138.0	1:33.731	93.45	0.899	12:27:29.624	
12 -	29.733	106.5	16.650	141.2	25.277	87.3	21.894	139.8	1:33.554	93.63	0.722	12:29:03.178	
13 -	31.682	96.2	17.592	138.6	25.425	85.4	21.997	139.2	1:36.696	90.59	3.864	12:30:39.874	
14 -	29.675	106.8	16.463	143.0	25.034	90.1	21.742	138.9	1:32.914	(2)	94.27	0.082	12:32:12.788

P22 44		Ewan POTTER				Yamaha - Jones Dorling Racing							
IDEAL LAP TIME : 1:32.560		BEST LAP TIME : 1:33.038		DIFFERENCE : 0.478									
LAP	SECTOR 1	SECTOR 2	SECTOR 3	SECTOR 4	LAP TIME	MPH	DIFF	TIME OF DAY					
1 -	OUTLAP	96.8	16.868	139.5	26.423	83.9	22.317	140.3	1:37.594	89.75	4.556	12:08:07.667	
2 -	30.336	108.0	16.423	145.8	25.524	81.9	22.105	141.8	1:34.388	92.80	1.350	12:09:42.055	
3 -	30.022	111.6	16.358	145.8	25.579	80.9	21.868	144.0	1:33.827	93.36	0.789	12:11:15.882	
4 -	30.560	106.0	16.383	147.1	26.009	83.2	22.100	144.9	1:35.052	92.15	2.014	12:12:50.934	
5 -	30.171	109.6	16.248	147.1	25.473	85.5	21.969	143.3	1:33.861	93.32	0.823	12:14:24.795	
6 -	29.886	111.4	16.162	145.8	25.344	87.9	21.849	141.2	1:33.241	(3)	93.94	0.203	12:15:58.036
7 -	29.868	110.5	16.291	143.0	25.570	85.3	21.912	142.4	1:33.641	93.54	0.603	12:17:31.677	
8 -	29.771	95.4	16.998	144.6	25.177	89.5	21.842	141.5	1:33.788	93.40	0.750	12:19:05.465	
9 -	29.546	111.8	16.327	146.2	25.486	86.7	21.703	145.2	1:33.062	(2)	94.12	0.024	12:20:38.527
10 -	30.075	112.4	16.188	144.3	25.779	85.4	21.902	141.8	1:33.944	93.24	0.906	12:22:12.471	
11 -	29.552	111.4	16.163	146.8	26.105	79.0	22.204	142.4	1:34.024	93.16	0.986	12:23:46.495	
12 -	29.714	112.9	16.134	147.1	25.365	86.2	21.825	140.3	1:33.038 (1)	94.15		12:25:19.533	
13 -	30.258	108.0	16.454	142.7	26.051	80.8	IN PIT		3:30.074	P	41.69	1:57.036	12:28:49.607
14 -	OUTLAP	110.0	16.465	144.9	25.779	87.4	22.019	139.2	1:35.774	91.46	2.736	12:30:25.381	
15 -	29.884	115.1	16.239	145.8	26.128	81.1	22.411	138.0	1:34.662	92.53	1.624	12:32:00.043	

Weather / Track : Cloudy / Dry

Brands Hatch GP
Circuit Length = 2.4332 miles
Start: 12:06 Flag 12:31 End: 12:33

QUALIFYING - SECTOR ANALYSIS



SECTOR 1 = FL to I1, SECTOR 2 = I1 to I2 SECTOR 3 = I2 to I3, SECTOR 4 = I3 to FL, DIFF = Difference To Personal Best Lap, P = Crossed Finish Line in Pit Lane, D = Time Disallowed

P23 15		Simon REID				Yamaha - Simon Reid Racing						
IDEAL LAP TIME : 1:32.794		BEST LAP TIME : 1:33.172				DIFFERENCE : 0.378						
LAP	SECTOR 1	SECTOR 2		SECTOR 3		SECTOR 4		LAP TIME	MPH	DIFF	TIME OF DAY	
1 -	OUTLAP	85.7	17.588	121.7	27.182	79.5	22.564	136.6	1:40.726	86.96	7.554	12:08:03.473
2 -	30.461	101.3	17.031	134.7	26.473	79.3	22.399	138.6	1:36.364	90.90	3.192	12:09:39.837
3 -	29.956	103.7	16.710	138.9	25.702	81.1	22.116	139.2	1:34.484	92.71	1.312	12:11:14.321
4 -	30.150	100.3	16.808	134.4	25.404	86.1	21.982	138.9	1:34.344	92.85	1.172	12:12:48.665
5 -	30.584	108.4	16.603	135.2	25.510	86.5	22.128	139.2	1:34.825	92.37	1.653	12:14:23.490
6 -	29.561	110.3	16.443	140.6	25.357	86.4	21.811	138.3	1:33.172 (1)	94.01		12:15:56.662
7 -	29.499	106.1	16.452	141.2	25.830	87.3	22.163	137.7	1:33.944	93.24	0.772	12:17:30.606
8 -	29.634	105.3	16.525	138.6	25.758	84.9	22.046	137.5	1:33.963	93.22	0.791	12:19:04.569
9 -	29.867	105.0	16.628	140.6	25.238	87.4	22.107	140.1	1:33.840	93.34	0.668	12:20:38.409
10 -	29.847	107.0	16.441	139.8	25.633	82.6	22.012	138.0	1:33.933	93.25	0.761	12:22:12.342
11 -	30.519	101.5	16.668	138.0	25.540	84.6	22.210	138.9	1:34.937	92.27	1.765	12:23:47.279
12 -	29.919	106.1	16.558	139.5	25.084	87.2	22.016	137.5	1:33.577 (3)	93.61	0.405	12:25:20.856
13 -	29.458	111.2	17.170	138.3	25.438	82.4	22.463	138.6	1:34.529	92.66	1.357	12:26:55.385
14 -	29.629	106.1	16.567	141.8	25.511	86.5	21.995	137.5	1:33.702	93.48	0.530	12:28:29.087
15 -	29.636	107.0	16.465	142.4	25.274	87.7	21.816	138.3	1:33.191 (2)	93.99	0.019	12:30:02.278
16 -	30.431	101.0	16.641	138.9	25.085	85.9	21.925	138.3	1:34.082	93.10	0.910	12:31:36.360

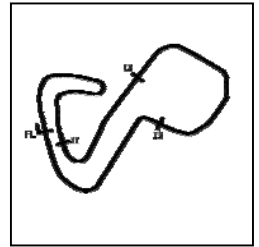
P24 11		Sam LAFFINS				Kawasaki - Sam Laffins Racing						
IDEAL LAP TIME : 1:33.275		BEST LAP TIME : 1:33.275				DIFFERENCE : 0.000						
LAP	SECTOR 1	SECTOR 2		SECTOR 3		SECTOR 4		LAP TIME	MPH	DIFF	TIME OF DAY	
1 -	OUTLAP	94.6	17.224	142.1	26.416	79.6	22.904	139.5	1:41.102	86.64	7.827	12:07:46.812
2 -	30.913	101.0	16.825	140.9	25.912	77.8	22.517	138.0	1:36.167	91.08	2.892	12:09:22.979
3 -	30.659	102.4	16.740	139.2	25.516	80.8	22.272	140.6	1:35.187	92.02	1.912	12:10:58.166
4 -	30.476	98.3	16.679	142.7	25.486	82.8	22.398	140.1	1:35.039	92.17	1.764	12:12:33.205
5 -	30.874	98.8	16.781	143.7	25.516	79.6	22.291	140.1	1:35.462	91.76	2.187	12:14:08.667
6 -	30.642	96.9	16.883	143.7	25.448	80.1	22.430	138.6	1:35.403	91.81	2.128	12:15:44.070
7 -	30.466	101.8	16.828	141.2	25.700	79.9	IN PIT		7:08.970 P	20.42	5:35.695	12:22:53.040
8 -	OUTLAP	100.6	17.273	135.8	26.055	81.2	22.228	138.3	1:44.574	83.76	11.299	12:24:37.614
9 -	30.241	104.0	16.709	144.3	25.355	84.2	22.302	139.2	1:34.607	92.59	1.332	12:26:12.221
10 -	30.238	107.3	16.661	144.3	25.634	81.8	22.317	139.2	1:34.850	92.35	1.575	12:27:47.071
11 -	30.218	106.1	16.630	142.7	25.226	83.8	21.978	141.2	1:34.052 (2)	93.13	0.777	12:29:21.123
12 -	29.901	101.2	16.913	140.9	25.367	87.9	22.043	140.6	1:34.224 (3)	92.96	0.949	12:30:55.347
13 -	29.813	106.6	16.515	145.8	25.051	86.1	21.896	140.1	1:33.275 (1)	93.91		12:32:28.622

P25 32		Mark PIPER				Yamaha - Pied Piper Racing						
IDEAL LAP TIME : 1:33.059		BEST LAP TIME : 1:33.299				DIFFERENCE : 0.240						
LAP	SECTOR 1	SECTOR 2		SECTOR 3		SECTOR 4		LAP TIME	MPH	DIFF	TIME OF DAY	
1 -	OUTLAP	79.4	17.485	124.7	26.783	81.9	IN PIT		3:39.614 P	39.88	2:06.315	12:09:44.293
2 -	OUTLAP	94.7	17.209	131.8	27.057	75.9	22.636	139.8	1:40.037	87.56	6.738	12:11:24.330
3 -	30.705	96.8	17.145	136.1	26.951	71.3	IN PIT		7:30.377 P	19.45	5:57.078	12:18:54.707
4 -	OUTLAP	95.8	16.933	135.2	26.235	77.4	22.174	139.5	1:37.192	90.12	3.893	12:20:31.899
5 -	30.317	102.6	16.655	140.1	26.059	77.9	21.998	140.1	1:35.029	92.18	1.730	12:22:06.928
6 -	29.788	101.6	16.665	141.8	25.875	80.5	22.039	139.8	1:34.367	92.82	1.068	12:23:41.295
7 -	29.944	106.5	16.298	144.3	25.475	81.5	22.026	140.1	1:33.743	93.44	0.444	12:25:15.038
8 -	29.579	109.8	16.346	144.0	25.489	82.1	21.885	141.2	1:33.299 (1)	93.88		12:26:48.337
9 -	29.709	107.5	16.354	143.0	25.668	81.0	21.837	140.6	1:33.568 (3)	93.62	0.269	12:28:21.905
10 -	29.513	109.2	16.297	145.2	25.603	81.0	22.009	141.2	1:33.422 (2)	93.76	0.123	12:29:55.327
11 -	29.556	105.5	16.234	145.5	26.025	78.9	22.156	133.6	1:33.971	93.21	0.672	12:31:29.298

2019 Bennetts British Superbike Championship - Round 4

2019 Pirelli National Superstock 600 Championship with Black Horse

QUALIFYING - SECTOR ANALYSIS



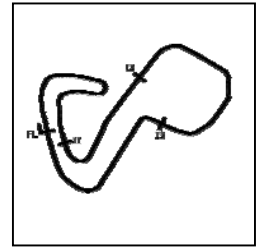
SECTOR 1 = FL to I1, SECTOR 2 = I1 to I2 SECTOR 3 = I2 to I3, SECTOR 4 = I3 to FL, DIFF = Difference To Personal Best Lap, P = Crossed Finish Line in Pit Lane, D = Time Disallowed

P26 75		Charlie MORRIS				Yamaha - Ibbertson Motor Sport Racing - IMS							
IDEAL LAP TIME : 1:33.420		BEST LAP TIME : 1:33.498				DIFFERENCE : 0.078							
LAP	SECTOR 1	SECTOR 2		SECTOR 3		SECTOR 4		LAP TIME	MPH	DIFF	TIME OF DAY		
1 -	OUTLAP	95.1	17.410	137.5	26.315	82.8	22.662	139.8	1:40.313	87.32	6.815	12:07:44.014	
2 -	30.844	104.8	16.789	137.5	25.702	85.9	22.375	138.9	1:35.710	91.52	2.212	12:09:19.724	
3 -	30.228	106.1	16.753	135.0	25.524	83.8	22.155	140.9	1:34.660	92.54	1.162	12:10:54.384	
4 -	30.244	102.1	16.904	136.6	25.346	85.1	22.211	139.2	1:34.705	92.49	1.207	12:12:29.089	
5 -	30.035	102.6	16.730	133.6	25.436	83.4	22.166	139.5	1:34.367	92.82	0.869	12:14:03.456	
6 -	30.251	102.4	16.709	138.6	25.534	82.4	22.247	138.3	1:34.741	92.46	1.243	12:15:38.197	
7 -	30.171	104.2	16.564	134.7	25.835	81.7	22.310	137.2	1:34.880	92.32	1.382	12:17:13.077	
8 -	30.404	104.6	16.699	135.2	26.217	79.8	IN PIT		2:56.792	P	1:23.294	12:20:09.869	
9 -	OUTLAP	103.2	16.775	139.2	25.516	86.9	22.405	137.7	1:38.958	88.52	5.460	12:21:48.827	
10 -	30.976	98.2	17.265	133.9	25.300	83.4	22.060	138.3	1:35.601	91.62	2.103	12:23:24.428	
11 -	30.077	105.0	16.470	140.1	25.219	89.7	21.968	140.3	1:33.734	(3)	93.45	0.236	12:24:58.162
12 -	29.865	105.6	16.400	141.5	25.409	86.1	22.028	138.9	1:33.702	(2)	93.48	0.204	12:26:31.864
13 -	30.256	104.6	16.422	141.5	25.673	85.1	22.400	137.2	1:34.751	92.45	1.253	12:28:06.615	
14 -	29.885	106.0	16.373	139.8	25.266	87.4	21.974	138.6	1:33.498	(1)	93.69		12:29:40.113
15 -	29.971	105.6	16.629	137.2	25.214	87.3	22.017	140.3	1:33.831	93.35	0.333	12:31:13.944	

P27 42		Sam HOLME				Yamaha - HIA/Optimum Bikes Racing							
IDEAL LAP TIME : 1:33.648		BEST LAP TIME : 1:33.877				DIFFERENCE : 0.229							
LAP	SECTOR 1	SECTOR 2		SECTOR 3		SECTOR 4		LAP TIME	MPH	DIFF	TIME OF DAY		
1 -	OUTLAP	100.9	17.542	138.6	25.967	85.0	22.673	139.8	1:38.803	88.65	4.926	12:07:42.461	
2 -	30.532	102.1	16.606	142.1	25.447	86.3	22.180	138.0	1:34.765	92.43	0.888	12:09:17.226	
3 -	30.246	103.0	16.662	133.6	25.519	87.2	22.124	139.5	1:34.551	(3)	92.64	0.674	12:10:51.777
4 -	30.084	103.4	16.585	138.3	25.345	86.3	21.921	140.6	1:33.935	(2)	93.25	0.058	12:12:25.712
5 -	29.977	104.5	16.457	141.8	25.309	86.0	22.134	139.5	1:33.877	(1)	93.31		12:13:59.589
6 -	29.961	104.2	16.583	137.5	25.543	80.7	IN PIT		7:22.352	P	19.80	5:48.475	12:21:21.941

P28 21		Daniel BROOKS				Kawasaki - Daniel Brooks Racing							
IDEAL LAP TIME : 1:33.843		BEST LAP TIME : 1:34.037				DIFFERENCE : 0.194							
LAP	SECTOR 1	SECTOR 2		SECTOR 3		SECTOR 4		LAP TIME	MPH	DIFF	TIME OF DAY		
1 -	OUTLAP	89.7	17.313	134.2	27.402	78.1	23.421	140.1	1:41.504	86.30	7.467	12:07:46.694	
2 -	31.150	100.7	16.775	139.8	26.423	78.3	22.466	139.8	1:36.814	90.48	2.777	12:09:23.508	
3 -	30.589	102.7	16.650	137.5	25.666	81.8	22.211	139.8	1:35.116	92.09	1.079	12:10:58.624	
4 -	30.692	101.8	16.602	142.1	25.965	76.4	IN PIT		3:41.965	P	39.46	2:07.928	12:14:40.589
5 -	OUTLAP	102.1	16.791	140.9	26.260	81.5	22.482	138.3	1:37.981	89.40	3.944	12:16:18.570	
6 -	30.480	105.3	16.585	142.1	25.930	81.0	22.427	138.3	1:35.422	91.80	1.385	12:17:53.992	
7 -	30.549	103.4	16.506	144.0	25.744	82.4	22.280	138.6	1:35.079	92.13	1.042	12:19:29.071	
8 -	30.535	103.8	16.546	141.5	26.001	79.9	IN PIT		4:16.678	P	34.12	2:42.641	12:23:45.749
9 -	OUTLAP	99.2	18.882	84.2	26.564	85.1	22.166	138.9	1:40.912	86.80	6.875	12:25:26.661	
10 -	30.413	103.7	16.592	140.3	25.459	86.4	22.182	140.1	1:34.646	(3)	92.55	0.609	12:27:01.307
11 -	30.069	108.0	16.179	145.8	25.653	84.4	22.136	139.8	1:34.037	(1)	93.15		12:28:35.344
12 -	30.568	104.3	16.565	144.6	25.893	80.8	22.322	139.2	1:35.348	91.87	1.311	12:30:10.692	
13 -	30.481	106.6	16.253	144.0	25.677	82.8	22.198	138.9	1:34.609	(2)	92.58	0.572	12:31:45.301

QUALIFYING - SECTOR ANALYSIS



SECTOR 1 = FL to I1, SECTOR 2 = I1 to I2 SECTOR 3 = I2 to I3, SECTOR 4 = I3 to FL, DIFF = Difference To Personal Best Lap, P = Crossed Finish Line in Pit Lane, D = Time Disallowed

P29 85		Jordan McCORD				Yamaha - AJM Sales Ltd/Reid Engineering						
IDEAL LAP TIME : 1:35.258		BEST LAP TIME : 1:35.363				DIFFERENCE : 0.105						
LAP	SECTOR 1	SECTOR 2		SECTOR 3		SECTOR 4		LAP TIME	MPH	DIFF	TIME OF DAY	
1 -	OUTLAP	86.0	18.005	134.2	26.787	78.4	23.660	135.0	1:43.883	84.32	8.520	12:07:51.300
2 -	31.186	96.2	17.491	132.1	26.694	84.2	23.050	133.9	1:38.421	89.00	3.058	12:09:29.721
3 -	30.886	98.3	17.218	133.9	26.454	83.2	22.507	138.6	1:37.065	90.24	1.702	12:11:06.786
4 -	30.301	101.6	17.060	135.8	26.146	85.3	22.798	135.2	1:36.305	90.95	0.942	12:12:43.091
5 -	30.551	98.9	17.347	130.3	25.821	88.0	22.600	136.9	1:36.319	90.94	0.956	12:14:19.410
6 -	30.238	101.0	17.074	132.8	25.559	85.3	22.531	134.4	1:35.402 (2)	91.82	0.039	12:15:54.812
7 -	30.373	101.8	17.133	138.3	26.139	83.0	22.636	135.8	1:36.281	90.98	0.918	12:17:31.093
8 -	30.226	99.4	17.418	131.0	25.612	88.5	22.474	135.2	1:35.730 (3)	91.50	0.367	12:19:06.823
9 -	30.507	100.4	17.388	133.9	25.992	81.6	IN PIT		3:41.301 P	39.58	2:05.938	12:22:48.124
10 -	OUTLAP	98.2	17.470	133.9	25.935	84.7	22.854	134.2	1:40.384	87.26	5.021	12:24:28.508
11 -	30.603	99.2	17.267	136.3	25.875	84.4	23.945	131.0	1:37.690	89.66	2.327	12:26:06.198
12 -	30.554	101.6	17.220	136.1	26.041	84.3	22.730	133.9	1:36.545	90.73	1.182	12:27:42.743
13 -	30.544	101.6	17.297	134.4	26.050	83.4	22.615	136.1	1:36.506	90.76	1.143	12:29:19.249
14 -	30.725	98.5	17.416	132.3	25.914	84.8	22.482	139.2	1:36.537	90.74	1.174	12:30:55.786
15 -	30.279	100.7	17.003	133.4	25.611	85.3	22.470	137.5	1:35.363 (1)	91.85		12:32:31.149

P30 88		Michael LARGE-TAYLOR				Yamaha - Large-Taylor Racing						
IDEAL LAP TIME : 1:35.281		BEST LAP TIME : 1:35.917				DIFFERENCE : 0.636						
LAP	SECTOR 1	SECTOR 2		SECTOR 3		SECTOR 4		LAP TIME	MPH	DIFF	TIME OF DAY	
1 -	OUTLAP	93.5	17.506	136.6	27.174	76.7	23.042	137.2	1:40.948	86.77	5.031	12:08:12.363
2 -	31.532	97.3	16.932	136.3	26.389	81.0	22.924	137.5	1:37.777	89.59	1.860	12:09:50.140
3 -	31.140	100.3	16.898	137.2	26.379	82.3	22.578	140.3	1:36.995	90.31	1.078	12:11:27.135
4 -	31.455	100.0	16.984	140.3	26.385	83.5	IN PIT		3:34.688 P	40.80	1:58.771	12:15:01.823
5 -	OUTLAP	103.0	16.913	138.0	26.682	78.8	22.850	138.0	1:40.118	87.49	4.201	12:16:41.941
6 -	30.926	106.6	16.720	139.2	26.237	83.2	22.586	138.9	1:36.469	90.80	0.552	12:18:18.410
7 -	30.775	111.4	16.991	139.2	25.956	83.4	22.514	140.1	1:36.236 (3)	91.02	0.319	12:19:54.646
8 -	30.824	109.8	16.827	142.4	25.846	83.3	22.505	138.9	1:36.002 (2)	91.24	0.085	12:21:30.648
9 -	31.193	99.8	17.021	141.8	26.456	78.6	IN PIT		4:40.962 P	31.17	3:05.045	12:26:11.610
10 -	OUTLAP	67.4	19.085	134.2	26.098	83.8	22.680	138.9	1:43.568	84.58	7.651	12:27:55.178
11 -	30.386	107.0	16.856	136.3	26.346	81.7	22.329	141.2	1:35.917 (1)	91.32		12:29:31.095

P31 71		Nathan DRURY				Kawasaki - Dragon Racing						
IDEAL LAP TIME : 1:37.795		BEST LAP TIME : 1:38.291				DIFFERENCE : 0.496						
LAP	SECTOR 1	SECTOR 2		SECTOR 3		SECTOR 4		LAP TIME	MPH	DIFF	TIME OF DAY	
1 -	OUTLAP	90.4	18.192	124.9	27.869	71.7	23.780	136.6	1:46.323	82.38	8.032	12:07:52.412
2 -	32.124	92.3	17.722	129.3	27.779	75.1	23.465	135.0	1:41.090	86.65	2.799	12:09:33.502
3 -	31.412	95.0	17.291	127.3	27.151	76.1	23.410	135.5	1:39.264	88.24	0.973	12:11:12.766
4 -	31.582	93.9	17.253	121.1	26.615	78.4	23.194	139.2	1:38.644 (2)	88.80	0.353	12:12:51.410
5 -	30.960	100.1	17.054	125.9	26.772	80.3	23.505	134.7	1:38.291 (1)	89.12		12:14:29.701
6 -	32.234	90.8	17.700	119.8	28.281	73.1	IN PIT		8:20.057 P	17.51	6:41.766	12:22:49.758
7 -	OUTLAP	96.1	17.736	126.1	27.714	80.7	23.775	133.1	1:53.963	76.86	15.672	12:24:43.721
8 -	31.670	102.7	17.062	136.9	26.988	82.6	23.166	135.5	1:38.886 (3)	88.58	0.595	12:26:22.607
9 -	32.046	88.4	18.058	111.8	28.046	80.2	IN PIT		4:44.874 P	30.74	3:06.583	12:31:07.481

P32 69		Jamie LE MASURIER				Triumph - Pipework Solutions Racing						
IDEAL LAP TIME : 1:39.476		BEST LAP TIME : 1:39.564				DIFFERENCE : 0.088						
LAP	SECTOR 1	SECTOR 2		SECTOR 3		SECTOR 4		LAP TIME	MPH	DIFF	TIME OF DAY	
1 -	OUTLAP	89.3	18.380	131.8	28.205	70.2	24.034	133.4	1:45.929	82.69	6.365	12:07:51.159
2 -	33.064	92.0	17.968	129.3	28.076	72.3	23.972	129.5	1:43.080	84.98	3.516	12:09:34.239
3 -	32.128	95.5	17.953	127.5	27.447	74.9	23.523	131.3	1:41.051	86.68	1.487	12:11:15.290
4 -	32.085	96.1	17.870	127.3	27.116	75.6	23.331	131.5	1:40.402 (3)	87.24	0.838	12:12:55.692
5 -	31.491	96.9	17.863	129.0	26.952	76.8	23.258	131.3	1:39.564 (1)	87.98		12:14:35.256
6 -	33.405	93.8	18.067	124.7	27.664	75.4	IN PIT		4:33.159 P	32.06	2:53.595	12:19:08.415
7 -	OUTLAP	89.9	18.244	125.9	27.497	73.1	23.830	131.8	1:46.399	82.33	6.835	12:20:54.814
8 -	32.040	97.2	17.980	127.5	26.883	75.7	23.239	131.0	1:40.142 (2)	87.47	0.578	12:22:34.956
9 -	32.183	97.8	18.421	126.3	27.231	77.1	23.437	131.3	1:41.272	86.49	1.708	12:24:16.228

Weather / Track : Cloudy / Dry

Brands Hatch GP
Circuit Length = 2.4332 miles
Start: 12:06 Flag 12:31 End: 12:33

MCRCB BULLETIN TK117

2019 Bennetts British Superbike Championship - Round 4

2019 Pirelli National Superstock 600 Championship with Black Horse

QUALIFYING - BEST SECTORS

SECTOR 1				SECTOR 2				SECTOR 3				SECTOR 4				IDEAL / BEST COMPARISON		
POS	NO	NAME	TIME	NO	NAME	TIME	NO	NAME	TIME	NO	NAME	TIME	POS	NO	NAME	IDEAL	BEST	DIFF
															PERFECT LAP	1:29.791		
1	57	McGREEV	28.505	4	IRWIN	15.873	7	DELVES	24.190	28	RICHARD	21.223	1	57	McGREEVY	1:30.046	1:30.046	0.000
2	28	RICHARD	28.683	9	CLIFFOR	15.893	28	RICHARD	24.238	57	McGREEV	21.251	2	28	RICHARDSON	1:30.106	1:30.408	0.302
3	9	CLIFFOR	28.734	2	TOMS	15.894	9	CLIFFOR	24.324	9	CLIFFOR	21.254	3	9	CLIFFORD	1:30.205	1:30.526	0.321
4	26	HARTGRO	28.768	57	McGREEV	15.903	26	HARTGRO	24.383	4	IRWIN	21.285	4	26	HARTGROVE	1:30.462	1:30.482	0.020
5	4	IRWIN	28.864	26	HARTGRO	15.934	57	McGREEV	24.387	26	HARTGRO	21.377	5	7	DELVES	1:30.545	1:30.545	0.000
6	7	DELVES	28.906	28	RICHARD	15.962	14	VALLELE	24.484	7	DELVES	21.409	6	4	IRWIN	1:30.609	1:30.778	0.169
7	5	KEYES	29.030	79	STACEY	16.004	66	FRASER	24.561	66	FRASER	21.440	7	66	FRASER	1:31.158	1:31.508	0.350
8	2	TOMS	29.043	7	DELVES	16.040	99	LUXTON	24.565	89	MORETON	21.479	8	2	TOMS	1:31.206	1:31.530	0.324
9	99	LUXTON	29.069	99	LUXTON	16.053	4	IRWIN	24.587	2	TOMS	21.499	9	99	LUXTON	1:31.207	1:31.384	0.177
10	66	FRASER	29.101	66	FRASER	16.056	22	McGLINC	24.661	99	LUXTON	21.520	10	14	VALLELEY	1:31.309	1:31.309	0.000
11	14	VALLELE	29.118	89	MORETON	16.063	79	STACEY	24.738	49	ALDERSO	21.521	11	79	STACEY	1:31.534	1:31.732	0.198
12	18	THOMSON	29.124	5	KEYES	16.081	2	TOMS	24.770	14	VALLELE	21.540	12	5	KEYES	1:31.559	1:31.669	0.110
13	79	STACEY	29.225	44	POTTER	16.134	89	MORETON	24.775	5	KEYES	21.567	13	89	MORETON	1:31.660	1:31.820	0.160
14	49	ALDERSO	29.270	14	VALLELE	16.167	5	KEYES	24.881	79	STACEY	21.567	14	22	McGLINCHEY	1:31.925	1:32.014	0.089
15	46	ROWLING	29.315	21	BROOKS	16.179	46	ROWLING	24.903	46	ROWLING	21.598	15	49	ALDERSON	1:32.166	1:32.347	0.181
16	22	McGLINC	29.326	77	HARRAN	16.199	6	WHEELER	24.924	6	WHEELER	21.618	16	46	ROWLINGS	1:32.204	1:32.324	0.120
17	89	MORETON	29.343	6	WHEELER	16.224	34	SILVEST	24.961	22	McGLINC	21.626	17	18	THOMSON	1:32.306	1:32.805	0.499
18	15	REID	29.458	32	PIPER	16.234	58	LEE	25.036	44	POTTER	21.703	18	6	WHEELER	1:32.316	1:32.451	0.135
19	58	LEE	29.496	18	THOMSON	16.271	11	LAFFINS	25.051	34	SILVEST	21.722	19	44	POTTER	1:32.560	1:33.038	0.478
20	32	PIPER	29.513	49	ALDERSO	16.288	18	THOMSON	25.053	58	LEE	21.724	20	58	LEE	1:32.669	1:32.716	0.047
21	44	POTTER	29.546	22	McGLINC	16.312	77	HARRAN	25.077	77	HARRAN	21.805	21	77	HARRAN	1:32.681	1:32.799	0.118
22	6	WHEELER	29.550	75	MORRIS	16.373	15	REID	25.084	15	REID	21.811	22	34	SILVESTER	1:32.790	1:32.832	0.042
23	77	HARRAN	29.600	46	ROWLING	16.388	49	ALDERSO	25.087	32	PIPER	21.837	23	15	REID	1:32.794	1:33.172	0.378
24	34	SILVEST	29.644	58	LEE	16.413	44	POTTER	25.177	18	THOMSON	21.858	24	32	PIPER	1:33.059	1:33.299	0.240
25	11	LAFFINS	29.813	15	REID	16.441	75	MORRIS	25.214	11	LAFFINS	21.896	25	11	LAFFINS	1:33.275	1:33.275	0.000
26	75	MORRIS	29.865	42	HOLME	16.457	42	HOLME	25.309	42	HOLME	21.921	26	75	MORRIS	1:33.420	1:33.498	0.078
27	42	HOLME	29.961	34	SILVEST	16.463	21	BROOKS	25.459	75	MORRIS	21.968	27	42	HOLME	1:33.648	1:33.877	0.229
28	21	BROOKS	30.069	11	LAFFINS	16.515	32	PIPER	25.475	21	BROOKS	22.136	28	21	BROOKS	1:33.843	1:34.037	0.194
29	85	McCORM	30.226	88	LARGE-T	16.720	85	McCORM	25.559	88	LARGE-T	22.329	29	85	McCORM	1:35.258	1:35.363	0.105
30	88	LARGE-T	30.386	85	McCORM	17.003	88	LARGE-T	25.846	85	McCORM	22.470	30	88	LARGE-TAYLOR	1:35.281	1:35.917	0.636
31	71	DRURY	30.960	71	DRURY	17.054	71	DRURY	26.615	71	DRURY	23.166	31	71	DRURY	1:37.795	1:38.291	0.496
32	69	LE MASU	31.491	69	LE MASU	17.863	69	LE MASU	26.883	69	LE MASU	23.239	32	69	LE MASURIER	1:39.476	1:39.564	0.088

Weather / Track : Cloudy / Dry

Results can be found at www.tsl-timing.com

Brands Hatch GP

Circuit Length = 2.4332 miles

Start: 12:06 Flag 12:31 End: 12:33

Printed - 12:35 Saturday, 15 June 2019

MCRCB BULLETIN TK118**2019 Bennetts British Superbike Championship - Round 4****2019 Pirelli National Superstock 600 Championship with Black Horse****QUALIFYING - BEST SPEEDS**

POS	INTERMEDIATE 1			INTERMEDIATE 2			INTERMEDIATE 3			FINISH LINE		
	NO	NAME	MPH	NO	NAME	MPH	NO	NAME	MPH	NO	NAME	MPH
1	28	RICHARDSON	117.3	4	IRWIN	149.1	18	THOMSON	95.8	89	MORETON	145.8
2	79	STACEY	116.3	79	STACEY	149.1	28	RICHARDSON	95.1	44	POTTER	145.2
3	66	FRASER	115.5	2	TOMS	148.1	5	KEYES	94.7	9	CLIFFORD	144.9
4	5	KEYES	115.3	9	CLIFFORD	147.4	9	CLIFFORD	94.6	4	IRWIN	144.6
5	89	MORETON	115.3	89	MORETON	147.4	7	DELVES	93.2	79	STACEY	144.6
6	9	CLIFFORD	115.1	22	McGLINCHEY	147.1	4	IRWIN	93.2	2	TOMS	144.3
7	4	IRWIN	115.1	44	POTTER	147.1	57	McGREEVY	92.4	57	McGREEVY	144.0
8	44	POTTER	115.1	57	McGREEVY	146.5	2	TOMS	92.3	7	DELVES	143.7
9	2	TOMS	114.1	26	HARTGROVE	146.5	26	HARTGROVE	91.9	66	FRASER	143.7
10	77	HARRAN	114.1	66	FRASER	146.5	66	FRASER	91.9	5	KEYES	143.7
11	26	HARTGROVE	113.9	5	KEYES	146.5	14	VALLELEY	91.3	46	ROWLINGS	143.7
12	57	McGREEVY	113.5	7	DELVES	146.2	89	MORETON	90.9	26	HARTGROVE	143.3
13	22	McGLINCHEY	113.3	11	LAFFINS	145.8	34	SILVESTER	90.9	99	LUXTON	143.0
14	49	ALDERSON	112.0	21	BROOKS	145.8	22	McGLINCHEY	90.0	28	RICHARDSON	142.7
15	7	DELVES	111.8	99	LUXTON	145.5	49	ALDERSON	89.7	58	LEE	142.1
16	18	THOMSON	111.8	32	PIPER	145.5	75	MORRIS	89.7	49	ALDERSON	141.8
17	88	LARGE-TAYLOR	111.4	28	RICHARDSON	145.2	44	POTTER	89.5	18	THOMSON	141.8
18	14	VALLELEY	111.2	49	ALDERSON	144.9	58	LEE	89.2	6	WHEELER	141.5
19	15	REID	111.2	58	LEE	144.6	46	ROWLINGS	88.8	77	HARRAN	141.5
20	32	PIPER	109.8	14	VALLELEY	144.3	77	HARRAN	88.8	14	VALLELEY	141.2
21	34	SILVESTER	109.1	77	HARRAN	144.3	79	STACEY	88.7	22	McGLINCHEY	141.2
22	99	LUXTON	108.9	18	THOMSON	143.3	85	McCORD	88.5	34	SILVESTER	141.2
23	6	WHEELER	108.7	34	SILVESTER	143.3	11	LAFFINS	87.9	11	LAFFINS	141.2
24	58	LEE	108.4	6	WHEELER	142.4	15	REID	87.7	32	PIPER	141.2
25	21	BROOKS	108.0	15	REID	142.4	42	HOLME	87.2	88	LARGE-TAYLOR	141.2
26	11	LAFFINS	107.3	88	LARGE-TAYLOR	142.4	99	LUXTON	87.0	75	MORRIS	140.9
27	46	ROWLINGS	106.1	42	HOLME	142.1	21	BROOKS	86.4	42	HOLME	140.6
28	75	MORRIS	106.1	46	ROWLINGS	141.5	6	WHEELER	84.5	15	REID	140.1
29	42	HOLME	104.5	75	MORRIS	141.5	88	LARGE-TAYLOR	83.8	21	BROOKS	140.1
30	71	DRURY	102.7	85	McCORD	138.3	71	DRURY	82.6	85	McCORD	139.2
31	85	McCORD	101.8	71	DRURY	136.9	32	PIPER	82.1	71	DRURY	139.2
32	69	LE MASURIER	97.8	69	LE MASURIER	131.8	69	LE MASURIER	77.1	69	LE MASURIER	133.4

Weather / Track : Cloudy / Dry

Brands Hatch GP

Circuit Length = 2.4332 miles

Start: 12:06 Flag 12:31 End: 12:33

Results can be found at www.tsl-timing.com

Printed - 12:36 Saturday, 15 June 2019

MCRCB BULLETIN TK119

2019 Bennetts British Superbike Championship - Round 4

2019 Pirelli National Superstock 600 Championship with Black Horse

QUALIFYING - STATISTICS

Competitors Started 32
Planned Start 2019-06-15 @ 11:50:00.000
Actual Start 2019-06-15 @ 12:06:01.556
Finish Time 2019-06-15 @ 12:31:01.556
Track Length 2.4332mi.
Total Laps 402
Total Distance Covered 978.1824mi.

Session Fastest Lap History

NO	NAME	LAP TIME	TIME OF DAY	LAP	VEHICLE
26	Adam HARTGROVE	1:31.857	12:09:09.018	2	Yamaha
26	Adam HARTGROVE	1:31.326	12:10:40.343	3	Yamaha
9	Aaron CLIFFORD	1:31.022	12:11:18.001	3	Yamaha
28	Shane RICHARDSON	1:31.002	12:11:31.029	3	Kawasaki
26	Adam HARTGROVE	1:30.993	12:12:11.337	4	Yamaha
28	Shane RICHARDSON	1:30.696	12:14:33.170	5	Kawasaki
28	Shane RICHARDSON	1:30.676	12:24:53.597	9	Kawasaki
57	Korie McGREEVY	1:30.475	12:25:16.778	11	Triumph
28	Shane RICHARDSON	1:30.413	12:26:24.010	10	Kawasaki
28	Shane RICHARDSON	1:30.408	12:30:58.944	13	Kawasaki
57	Korie McGREEVY	1:30.046	12:31:30.793	15	Triumph

Flag History

TYPE	TIME OF DAY
GREEN	12:06:01.556
FINISH	12:31:01.556

Flag Statistics

TYPE	COUNT	TOTAL LAPS	TOTAL TIME
Green	1	16	27:12.236
Red	0	0	0.000
Safety Car	0	0	0.000
FCY	0	0	0.000

Weather / Track : Cloudy / Dry

These results are provisional until the conclusion of any judicial and technical matters.

Brands Hatch GP

Circuit Length = 2.4332 miles

Start: 12:06 Flag 12:31 End: 12:33

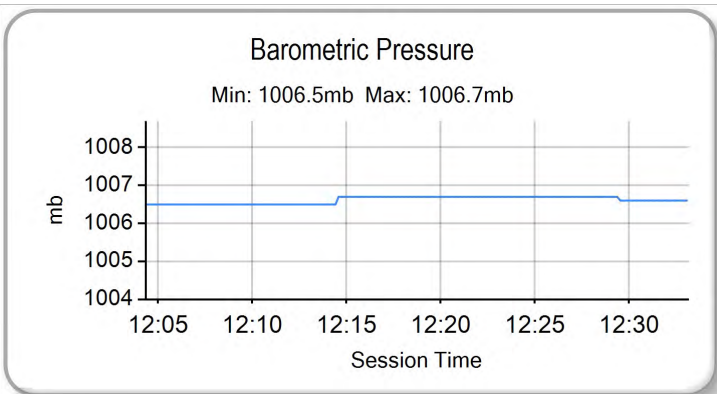
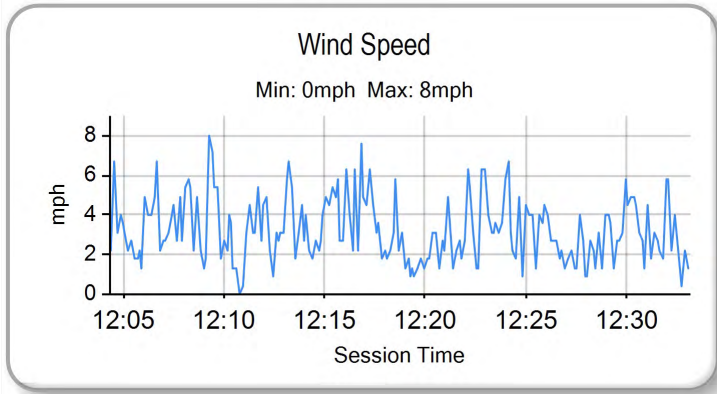
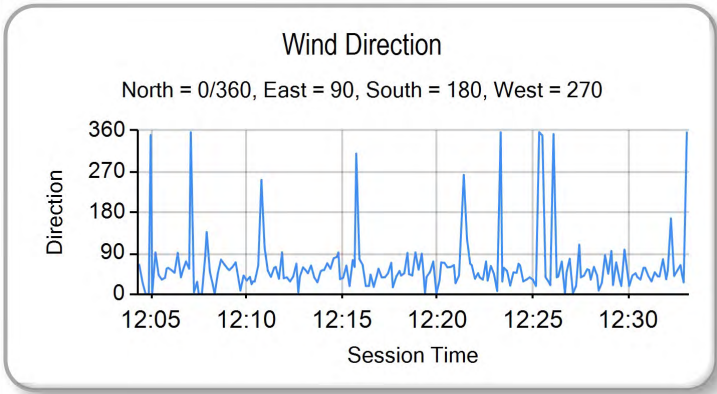
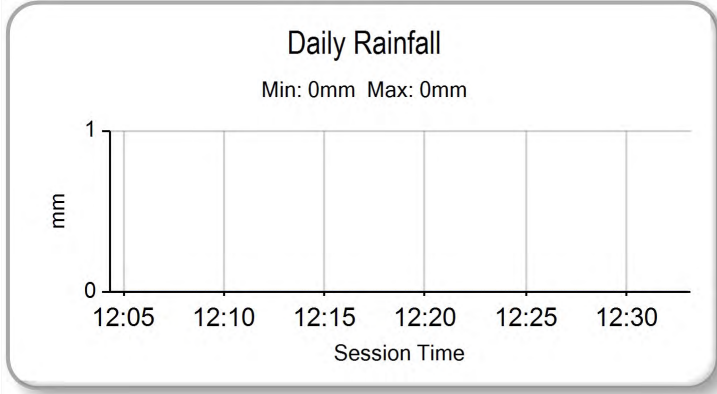
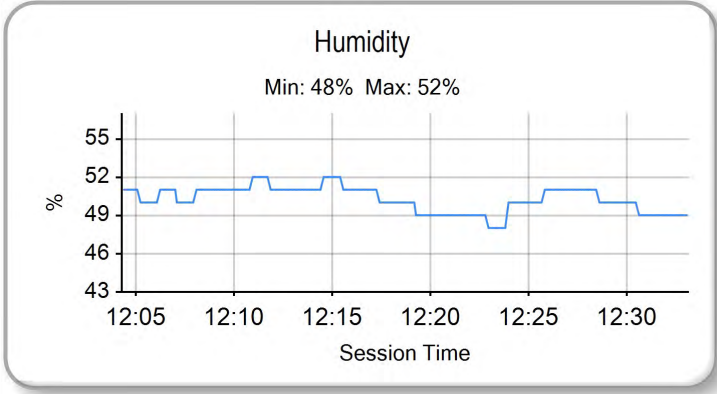
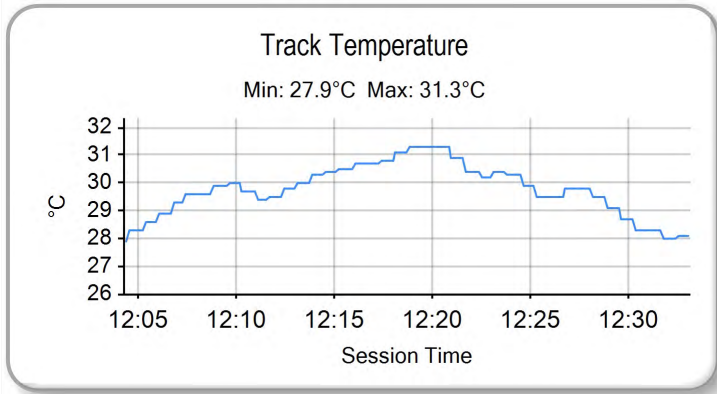
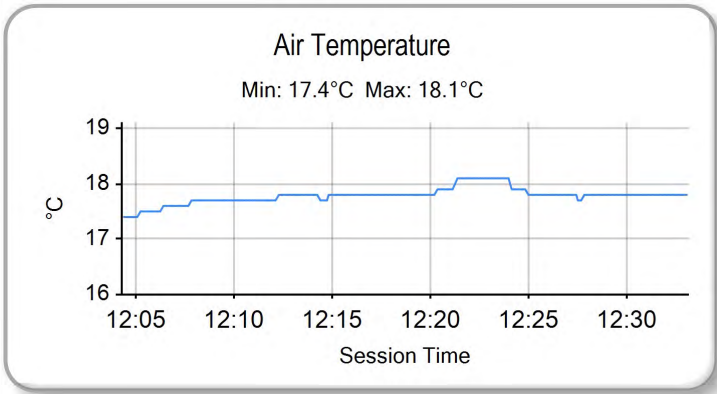
Race Director :	Stewards :	Timekeeper :
-----------------	------------	--------------

MCRCB BULLETIN TK120

2019 Bennetts British Superbike Championship - Round 4

2019 Pirelli National Superstock 600 Championship with Black Horse

QUALIFYING - WEATHER CONDITIONS



Weather / Track : Cloudy / Dry

Results can be found at www.tsl-timing.com

Brands Hatch GP
Circuit Length = 2.4332 miles
Start: 12:06 Flag 12:31 End: 12:33

Printed - 12:37 Saturday, 15 June 2019



RACE 7 - PROVISIONAL GRID (14 Laps)

ROW 11			32	69	Jamie LE MASURIER	1:39.564	31	71	Nathan DRURY	1:38.291			
ROW 10	30	88	Michael LARGE-TAYLOR	1:35.917	29	85	Jordan McCORD	1:35.363	28	21	Daniel BROOKS	1:34.037	
ROW 9		27	42	Sam HOLME	1:33.877	26	75	Charlie MORRIS	1:33.498	25	32	Mark PIPER	1:33.299
ROW 8	24	11	Sam LAFFINS	1:33.275	23	15	Simon REID	1:33.172	22	44	Ewan POTTER	1:33.038	
ROW 7		21	34	Aaron SILVESTER	1:32.832	20	18	Connor THOMSON	1:32.805	19	77	Brent HARRAN	1:32.799
ROW 6	18	58	Cameron LEE	1:32.716	17	6	Conor WHEELER	1:32.451	16	49	James ALDERSON	1:32.347	
ROW 5		15	46	Harry ROWLINGS	1:32.324	14	22	Eunan McGLINCHEY	1:32.014	13	89	Taylor MORETON	1:31.820
ROW 4	12	79	Storm STACEY	1:31.732	11	5	Kevin KEYES	1:31.669	10	2	TJ TOMS	1:31.530	
ROW 3		9	66	Cameron FRASER	1:31.508	8	99	Ben LUXTON	1:31.384	7	14	Louis VALLELEY	1:31.309
ROW 2	6	4	Caolan IRWIN	1:30.778	5	7	Liam DELVES	1:30.545	4	9	Aaron CLIFFORD	1:30.526	
ROW 1		3	26	Adam HARTGROVE	1:30.482	2	28	Shane RICHARDSON	1:30.408	1	57	Korie McGREEVY	1:30.046
												Pole	

Brands Hatch GP
Circuit Length = 2.4332 miles

These results are provisional until the conclusion of any judicial and technical matters.

Race Director :	Stewards :	Timekeeper :
-----------------	------------	--------------

Results can be found at www.britishsuperbike.com

Printed - 12:35 Saturday, 15 June 2019



WARM UP - CLASSIFICATION

POS	NO	NAME	NAT	ENTRY	TIME	ON	LAPS	GAP	DIFF	MPH
1	4	Caolan IRWIN	IRL	Kawasaki - Ready 4 Racing	1:41.696	3	4			86.13
2	99	Ben LUXTON	GBR	Kawasaki - JR Performance Racing	1:43.351	4	4	1.655	1.655	84.75
3	5	Kevin KEYES	IRL	Kawasaki - G&S Racing	1:43.974	3	3	2.278	0.623	84.25
4	28	Shane RICHARDSON	NZL	Kawasaki - Astro-JJR Racing	1:44.197	4	4	2.501	0.223	84.07
5	58	Cameron LEE	AUS	Yamaha - Allied Motorsport	1:44.964	5	5	3.268	0.767	83.45
6	77	Brent HARRAN	RSA	Yamaha - Everquip Racing	1:45.665	4	4	3.969	0.701	82.90
7	18	Connor THOMSON	GBR	Yamaha - Cegra/Seton Tuning/33kV	1:45.688	4	4	3.992	0.023	82.88
8	57	Korie McGREEVY	GBR	Triumph - Century Racing	1:46.181	3	3	4.485	0.493	82.49
9	7	Liam DELVES	GBR	Kawasaki - Via Moto Racing	1:46.334	4	4	4.638	0.153	82.38
10	9	Aaron CLIFFORD	IRL	Yamaha - Clifford Racing	1:46.399	3	3	4.703	0.065	82.33
11	15	Simon REID	GBR	Yamaha - Simon Reid Racing	1:46.815	3	3	5.119	0.416	82.00
12	26	Adam HARTGROVE	GBR	Yamaha - Adam Hartgrove Racing	1:46.903	4	4	5.207	0.088	81.94
13	42	Sam HOLME	GBR	Yamaha - HIA/Optimum Bikes Racing	1:46.907	2	2	5.211	0.004	81.93
14	21	Daniel BROOKS	GBR	Kawasaki - Daniel Brooks Racing	1:47.003	4	4	5.307	0.096	81.86
15	2	TJ TOMS	GBR	Kawasaki - G&S Racing	1:47.113	2	2	5.417	0.110	81.78
16	79	Storm STACEY	GBR	Kawasaki - STAUFF Quick Connect Superstock 600	1:47.338	4	4	5.642	0.225	81.60
17	32	Mark PIPER	GBR	Yamaha - Pied Piper Racing	1:48.482	2	3	6.786	1.144	80.74
18	66	Cameron FRASER	GBR	Yamaha - Jones Dorling Racing	1:48.535	3	3	6.839	0.053	80.70
19	46	Harry ROWLINGS	GBR	Triumph - BER / Steve Jordan Motorcycles	1:48.709	3	3	7.013	0.174	80.58
20	89	Taylor MORETON	GBR	Yamaha - Lloyd & Jones Parweld	1:48.710	4	4	7.014	0.001	80.57
21	11	Sam LAFFINS	GBR	Kawasaki - Sam Laffins Racing	1:49.970	4	4	8.274	1.260	79.65
22	75	Charlie MORRIS	GBR	Yamaha - Ibbertson Motor Sport Racing - IMS	1:50.080	4	4	8.384	0.110	79.57
23	85	Jordan McCORD	GBR	Yamaha - AJM Sales Ltd/Reid Engineering	1:50.476	4	4	8.780	0.396	79.29
24	34	Aaron SILVESTER	GBR	Yamaha - A & J Racing	1:51.850	2	2	10.154	1.374	78.31
25	44	Ewan POTTER	GBR	Yamaha - Jones Dorling Racing	1:52.885	4	4	11.189	1.035	77.59

Weather / Track : Cloudy / Damp

These results are provisional until the conclusion of any judicial and technical matters.

Brands Hatch GP

Circuit Length = 2.4332 miles

Start: 09:50 Flag 09:58 End: 10:00

Race Director :	Stewards :	Timekeeper :
-----------------	------------	--------------

Results can be found at www.britishsuperbike.com

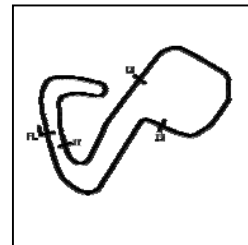
Printed - 10:00 Sunday, 16 June 2019

MCRCB BULLETIN TK229

2019 Bennetts British Superbike Championship - Round 4

2019 Pirelli National Superstock 600 Championship with Black Horse

WARM UP - SECTOR ANALYSIS



SECTOR 1 = FL to I1, SECTOR 2 = I1 to I2 SECTOR 3 = I2 to I3, SECTOR 4 = I3 to FL, DIFF = Difference To Personal Best Lap, P = Crossed Finish Line in Pit Lane, D = Time Disallowed

P1	4	Caolan IRWIN	Kawasaki - Ready 4 Racing								
IDEAL LAP TIME : 1:41.456		BEST LAP TIME : 1:41.696			DIFFERENCE : 0.240						

LAP	SECTOR 1	SECTOR 2	SECTOR 3	SECTOR 4	LAP TIME	MPH	DIFF	TIME OF DAY				
1 -	OUTLAP	84.9	19.111	122.0	30.425	64.2	27.065	135.5	1:55.386	75.91	13.690	09:53:10.355
2 -	33.835	95.0	18.073	135.2	27.630	78.9	24.210	134.4	1:43.748 (3)	84.43	2.052	09:54:54.103
3 -	32.655	102.1	17.508	140.1	27.342	80.2	24.191	135.8	1:41.696 (1)	86.13		09:56:35.799
4 -	33.474	102.7	17.408	132.1	27.892	80.7	24.051	134.4	1:42.825 (2)	85.19	1.129	09:58:18.624

P2	99	Ben LUXTON	Kawasaki - JR Performance Racing								
IDEAL LAP TIME : 1:43.272		BEST LAP TIME : 1:43.351			DIFFERENCE : 0.079						

LAP	SECTOR 1	SECTOR 2	SECTOR 3	SECTOR 4	LAP TIME	MPH	DIFF	TIME OF DAY				
1 -	OUTLAP	85.2	19.068	122.0	29.497	72.4	25.485	133.4	1:51.400	78.63	8.049	09:53:15.841
2 -	34.807	94.1	18.165	130.0	28.572	77.1	24.278	137.7	1:45.822 (3)	82.77	2.471	09:55:01.663
3 -	33.458	94.1	17.877	127.3	28.028	76.0	24.504	137.2	1:43.867 (2)	84.33	0.516	09:56:45.530
4 -	33.276	96.8	17.946	132.3	27.841	77.6	24.288	136.3	1:43.351 (1)	84.75		09:58:28.881

P3	5	Kevin KEYES	Kawasaki - G&S Racing								
IDEAL LAP TIME : 1:43.974		BEST LAP TIME : 1:43.974			DIFFERENCE : 0.000						

LAP	SECTOR 1	SECTOR 2	SECTOR 3	SECTOR 4	LAP TIME	MPH	DIFF	TIME OF DAY				
1 -	OUTLAP	89.7	18.748	123.5	29.814	73.0	25.153	135.0	1:49.227	80.19	5.253	09:55:52.076
2 -	33.745	99.1	18.069	128.3	28.908	77.9	24.281	135.5	1:45.003 (2)	83.42	1.029	09:57:37.079
3 -	33.415	102.6	17.746	135.8	28.537	79.4	24.276	136.1	1:43.974 (1)	84.25		09:59:21.053

P4	28	Shane RICHARDSON	Kawasaki - Astro-JJR Racing								
IDEAL LAP TIME : 1:44.197		BEST LAP TIME : 1:44.197			DIFFERENCE : 0.000						

LAP	SECTOR 1	SECTOR 2	SECTOR 3	SECTOR 4	LAP TIME	MPH	DIFF	TIME OF DAY				
1 -	OUTLAP	87.6	19.611	120.9	31.899	66.5	26.362	130.0	2:01.662	72.00	17.465	09:53:04.309
2 -	36.120	92.0	18.671	121.7	29.859	72.8	24.845	132.6	1:49.495 (3)	80.00	5.298	09:54:53.804
3 -	34.173	95.5	18.016	129.3	28.617	78.6	24.489	134.2	1:45.295 (2)	83.19	1.098	09:56:39.099
4 -	33.607	100.7	17.848	132.3	28.483	76.0	24.259	135.8	1:44.197 (1)	84.07		09:58:23.296

P5	58	Cameron LEE	Yamaha - Allied Motorsport								
IDEAL LAP TIME : 1:44.964		BEST LAP TIME : 1:44.964			DIFFERENCE : 0.000						

LAP	SECTOR 1	SECTOR 2	SECTOR 3	SECTOR 4	LAP TIME	MPH	DIFF	TIME OF DAY				
1 -	OUTLAP	80.4	19.728	111.8	30.262	68.1	25.536	134.7	1:54.461	76.53	9.497	09:52:03.952
2 -	35.475	87.3	18.855	118.3	29.145	70.9	24.723	135.5	1:48.198	80.96	3.234	09:53:52.150
3 -	35.904	84.9	18.617	120.0	28.651	73.1	24.375	136.1	1:47.547 (2)	81.45	2.583	09:55:39.697
4 -	34.396	88.0	18.349	124.0	29.372	67.4	25.683	133.9	1:47.800 (3)	81.26	2.836	09:57:27.497
5 -	34.101	90.0	18.237	129.0	28.432	72.0	24.194	131.8	1:44.964 (1)	83.45		09:59:12.461

P6	77	Brent HARRAN	Yamaha - Everquip Racing								
IDEAL LAP TIME : 1:45.665		BEST LAP TIME : 1:45.665			DIFFERENCE : 0.000						

LAP	SECTOR 1	SECTOR 2	SECTOR 3	SECTOR 4	LAP TIME	MPH	DIFF	TIME OF DAY				
1 -	OUTLAP	87.0	19.726	118.3	31.862	67.1	26.140	128.0	2:01.760	71.94	16.095	09:53:03.840
2 -	36.632	90.1	18.938	120.0	29.801	70.6	24.847	129.8	1:50.218 (3)	79.47	4.553	09:54:54.058
3 -	34.840	92.3	18.467	124.7	28.747	75.4	24.390	132.8	1:46.444 (2)	82.29	0.779	09:56:40.502
4 -	34.661	95.4	18.303	127.3	28.552	75.6	24.149	134.2	1:45.665 (1)	82.90		09:58:26.167

P7	18	Connor THOMSON	Yamaha - Cegra/Seton Tuning/33kV								
IDEAL LAP TIME : 1:45.688		BEST LAP TIME : 1:45.688			DIFFERENCE : 0.000						

LAP	SECTOR 1	SECTOR 2	SECTOR 3	SECTOR 4	LAP TIME	MPH	DIFF	TIME OF DAY				
1 -	OUTLAP	88.1	19.278	122.2	31.249	67.7	25.992	130.3	1:55.012	76.16	9.324	09:53:37.071
2 -	35.380	91.0	18.374	125.9	29.810	67.5	25.730	132.1	1:49.294 (3)	80.14	3.606	09:55:26.365
3 -	34.985	91.4	18.532	128.0	29.629	74.2	24.605	132.6	1:47.751 (2)	81.29	2.063	09:57:14.116
4 -	33.553	96.9	18.291	132.3	29.284	72.0	24.560	132.3	1:45.688 (1)	82.88		09:58:59.804

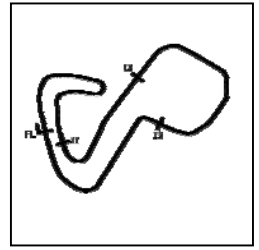
Weather / Track : Cloudy / Damp

Brands Hatch GP
Circuit Length = 2.4332 miles
Start: 09:50 Flag 09:58 End: 10:00

2019 Bennetts British Superbike Championship - Round 4

2019 Pirelli National Superstock 600 Championship with Black Horse

WARM UP - SECTOR ANALYSIS



SECTOR 1 = FL to I1, SECTOR 2 = I1 to I2 SECTOR 3 = I2 to I3, SECTOR 4 = I3 to FL, DIFF = Difference To Personal Best Lap, P = Crossed Finish Line in Pit Lane, D = Time Disallowed

P8 57		Korie McGREEVY				Triumph - Century Racing						
IDEAL LAP TIME : 1:46.181		BEST LAP TIME : 1:46.181				DIFFERENCE : 0.000						
LAP	SECTOR 1	SECTOR 2		SECTOR 3		SECTOR 4		LAP TIME	MPH	DIFF	TIME OF DAY	
1 -	OUTLAP	81.2	19.357	115.9	30.925	65.0	26.347	133.6	1:55.056	76.13	8.875	09:54:08.018
2 -	35.142	88.3	18.523	124.2	29.577	72.2	25.215	136.1	1:48.457 (2)	80.76	2.276	09:55:56.475
3 -	34.096	90.6	18.203	127.8	29.134	72.7	24.748	135.8	1:46.181 (1)	82.49		09:57:42.656

P9 7		Liam DELVES				Kawasaki - Via Moto Racing						
IDEAL LAP TIME : 1:46.334		BEST LAP TIME : 1:46.334				DIFFERENCE : 0.000						
LAP	SECTOR 1	SECTOR 2		SECTOR 3		SECTOR 4		LAP TIME	MPH	DIFF	TIME OF DAY	
1 -	OUTLAP	83.1	19.453	115.1	30.824	65.2	26.105	134.7	1:54.609	76.43	8.275	09:54:08.123
2 -	36.421	88.1	18.875	126.3	29.089	72.0	25.133	134.4	1:49.518 (3)	79.98	3.184	09:55:57.641
3 -	34.733	94.5	18.502	131.5	28.785	73.2	25.014	134.7	1:47.034 (2)	81.84	0.700	09:57:44.675
4 -	34.408	93.0	18.268	131.3	28.776	73.0	24.882	135.5	1:46.334 (1)	82.38		09:59:31.009

P10 9		Aaron CLIFFORD				Yamaha - Clifford Racing						
IDEAL LAP TIME : 1:46.399		BEST LAP TIME : 1:46.399				DIFFERENCE : 0.000						
LAP	SECTOR 1	SECTOR 2		SECTOR 3		SECTOR 4		LAP TIME	MPH	DIFF	TIME OF DAY	
1 -	OUTLAP	81.6	19.394	123.8	30.630	72.8	26.038	134.4	1:52.617	77.78	6.218	09:54:41.614
2 -	35.857	91.6	18.715	116.9	30.100	77.8	25.189	135.0	1:49.861 (2)	79.73	3.462	09:56:31.475
3 -	34.154	96.0	18.107	126.8	29.207	80.0	24.931	134.4	1:46.399 (1)	82.33		09:58:17.874

P11 15		Simon REID				Yamaha - Simon Reid Racing						
IDEAL LAP TIME : 1:46.815		BEST LAP TIME : 1:46.815				DIFFERENCE : 0.000						
LAP	SECTOR 1	SECTOR 2		SECTOR 3		SECTOR 4		LAP TIME	MPH	DIFF	TIME OF DAY	
1 -	OUTLAP	71.0	19.477	106.0	30.141	69.8	25.849	131.5	1:53.181	77.39	6.366	09:54:45.527
2 -	35.702	79.0	18.885	121.3	29.311	70.7	25.286	132.6	1:49.184 (2)	80.23	2.369	09:56:34.711
3 -	34.879	89.8	18.015	126.6	28.960	72.5	24.961	131.3	1:46.815 (1)	82.00		09:58:21.526

P12 26		Adam HARTGROVE				Yamaha - Adam Hartgrove Racing						
IDEAL LAP TIME : 1:46.903		BEST LAP TIME : 1:46.903				DIFFERENCE : 0.000						
LAP	SECTOR 1	SECTOR 2		SECTOR 3		SECTOR 4		LAP TIME	MPH	DIFF	TIME OF DAY	
1 -	OUTLAP	77.0	20.494	106.1	31.823	69.6	26.698	130.3	1:58.011	74.22	11.108	09:53:44.925
2 -	36.492	86.5	19.654	119.6	31.241	71.1	25.561	132.1	1:52.948 (3)	77.55	6.045	09:55:37.873
3 -	35.110	93.5	18.723	122.9	29.917	68.6	26.396	131.3	1:50.146 (2)	79.52	3.243	09:57:28.019
4 -	34.675	91.9	18.463	123.1	28.857	72.7	24.908	133.4	1:46.903 (1)	81.94		09:59:14.922

P13 42		Sam HOLME				Yamaha - HIA/Optimum Bikes Racing						
IDEAL LAP TIME : 1:46.907		BEST LAP TIME : 1:46.907				DIFFERENCE : 0.000						
LAP	SECTOR 1	SECTOR 2		SECTOR 3		SECTOR 4		LAP TIME	MPH	DIFF	TIME OF DAY	
1 -	OUTLAP	85.4	19.388	118.9	30.297	71.1	25.241	130.8	1:53.595	77.11	6.688	09:57:17.789
2 -	34.759	87.6	18.336	123.3	29.237	74.3	24.575	132.3	1:46.907 (1)	81.93		09:59:04.696

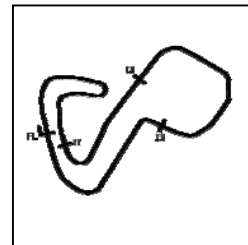
P14 21		Daniel BROOKS				Kawasaki - Daniel Brooks Racing						
IDEAL LAP TIME : 1:47.003		BEST LAP TIME : 1:47.003				DIFFERENCE : 0.000						
LAP	SECTOR 1	SECTOR 2		SECTOR 3		SECTOR 4		LAP TIME	MPH	DIFF	TIME OF DAY	
1 -	OUTLAP	80.1	19.609	112.7	32.075	66.1	26.490	122.4	2:01.438	72.13	14.435	09:53:04.985
2 -	36.828	83.9	18.796	119.4	30.276	70.7	25.271	132.6	1:51.171 (3)	78.79	4.168	09:54:56.156
3 -	36.168	83.0	18.737	126.3	29.944	70.4	25.185	133.1	1:50.034 (2)	79.61	3.031	09:56:46.190
4 -	34.701	90.9	18.008	135.8	29.348	72.7	24.946	133.9	1:47.003 (1)	81.86		09:58:33.193

MCRCB BULLETIN TK229

2019 Bennetts British Superbike Championship - Round 4

2019 Pirelli National Superstock 600 Championship with Black Horse

WARM UP - SECTOR ANALYSIS



SECTOR 1 = FL to I1, SECTOR 2 = I1 to I2 SECTOR 3 = I2 to I3, SECTOR 4 = I3 to FL, DIFF = Difference To Personal Best Lap, P = Crossed Finish Line in Pit Lane, D = Time Disallowed

P15		2		TJ TOMS				Kawasaki - G&S Racing				
IDEAL LAP TIME : 1:47.113		BEST LAP TIME : 1:47.113		DIFFERENCE : 0.000								
LAP	SECTOR 1	SECTOR 2		SECTOR 3		SECTOR 4		LAP TIME	MPH	DIFF	TIME OF DAY	
1 -	OUTLAP	83.7	19.226	111.1	30.656	70.0	25.702	133.6	1:54.074	76.79	6.961	09:56:59.081
2 -		34.695	90.3	18.323	122.6	29.008	75.4	25.087	130.0	1:47.113 (1)	81.78	09:58:46.194

P16		79		Storm STACEY				Kawasaki - STAUFF Quick Connect Superstock 600				
IDEAL LAP TIME : 1:47.338		BEST LAP TIME : 1:47.338		DIFFERENCE : 0.000								
LAP	SECTOR 1	SECTOR 2		SECTOR 3		SECTOR 4		LAP TIME	MPH	DIFF	TIME OF DAY	
1 -	OUTLAP	80.5	19.835	108.9	31.758	68.8	26.660	132.3	1:57.508	74.54	10.170	09:53:44.548
2 -		36.042	89.7	19.039	128.3	30.008	70.4	25.818	134.7	1:50.907 (3)	78.98	09:55:35.455
3 -		35.184	93.4	18.548	134.2	29.382	72.8	25.360	135.2	1:48.474 (2)	80.75	09:57:23.929
4 -		34.538	93.7	18.259	138.9	29.347	74.8	25.194	135.2	1:47.338 (1)	81.60	09:59:11.267

P17		32		Mark PIPER				Yamaha - Pied Piper Racing				
IDEAL LAP TIME : 1:47.829		BEST LAP TIME : 1:48.482		DIFFERENCE : 0.653								
LAP	SECTOR 1	SECTOR 2		SECTOR 3		SECTOR 4		LAP TIME	MPH	DIFF	TIME OF DAY	
1 -	OUTLAP	75.7	19.557	120.4	30.591	62.2	25.689	133.6	1:53.845	76.94	5.363	09:52:23.428
2 -		35.205	88.5	18.800	129.0	29.519	67.5	24.958	133.4	1:48.482 (1)	80.74	09:54:11.910
3 -		34.872	90.8	18.607	128.0	29.392	69.3	46.654	132.1	2:09.525 (2)	67.63	09:56:21.435

P18		66		Cameron FRASER				Yamaha - Jones Dorling Racing				
IDEAL LAP TIME : 1:48.535		BEST LAP TIME : 1:48.535		DIFFERENCE : 0.000								
LAP	SECTOR 1	SECTOR 2		SECTOR 3		SECTOR 4		LAP TIME	MPH	DIFF	TIME OF DAY	
1 -	OUTLAP	83.1	19.260	122.2	30.610	71.0	25.861	133.9	1:52.865	77.61	4.330	09:54:42.105
2 -		35.722	89.5	19.138	125.4	30.381	68.2	25.359	136.1	1:50.600 (2)	79.20	09:56:32.705
3 -		35.200	87.6	18.745	128.3	29.830	72.8	24.760	135.8	1:48.535 (1)	80.70	09:58:21.240

P19		46		Harry ROWLINGS				Triumph - BER / Steve Jordan Motorcycles				
IDEAL LAP TIME : 1:48.709		BEST LAP TIME : 1:48.709		DIFFERENCE : 0.000								
LAP	SECTOR 1	SECTOR 2		SECTOR 3		SECTOR 4		LAP TIME	MPH	DIFF	TIME OF DAY	
1 -	OUTLAP	74.4	20.141	112.5	31.706	64.5	26.160	132.3	1:57.624	74.47	8.915	09:54:40.874
2 -		36.100	83.8	19.031	114.1	30.850	67.6	25.550	131.0	1:51.531 (2)	78.54	09:56:32.405
3 -		35.032	83.8	18.784	119.8	29.833	71.7	25.060	125.2	1:48.709 (1)	80.58	09:58:21.114

P20		89		Taylor MORETON				Yamaha - Lloyd & Jones Parweld				
IDEAL LAP TIME : 1:48.506		BEST LAP TIME : 1:48.710		DIFFERENCE : 0.204								
LAP	SECTOR 1	SECTOR 2		SECTOR 3		SECTOR 4		LAP TIME	MPH	DIFF	TIME OF DAY	
1 -	OUTLAP	78.4	20.326	123.3	32.347	67.1	26.175	135.5	1:59.256	73.45	10.546	09:54:07.495
2 -		37.600	83.2	19.192	123.8	30.099	68.5	25.086	136.1	1:51.977 (3)	78.22	09:55:59.472
3 -		35.844	88.5	18.850	126.8	29.850	69.9	25.076	136.3	1:49.620 (2)	79.91	09:57:49.092
4 -		34.958	88.1	18.628	129.0	30.054	69.9	25.070	137.5	1:48.710 (1)	80.57	09:59:37.802

P21		11		Sam LAFFINS				Kawasaki - Sam Laffins Racing				
IDEAL LAP TIME : 1:49.830		BEST LAP TIME : 1:49.970		DIFFERENCE : 0.140								
LAP	SECTOR 1	SECTOR 2		SECTOR 3		SECTOR 4		LAP TIME	MPH	DIFF	TIME OF DAY	
1 -	OUTLAP	68.7	21.134	94.3	33.574	63.0	27.187	118.7	2:02.349	71.59	12.379	09:53:50.220
2 -		37.761	77.6	19.482	110.0	30.689	65.7	26.044	127.8	1:53.976 (3)	76.85	09:55:44.196
3 -		36.364	84.0	18.787	122.2	30.459	66.4	25.462	128.8	1:51.072 (2)	78.86	09:57:35.268
4 -		35.662	88.4	18.547	120.9	30.159	69.9	25.602	129.0	1:49.970 (1)	79.65	09:59:25.238

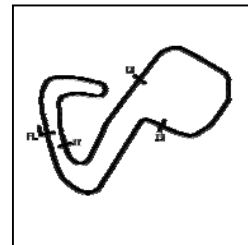
Weather / Track : Cloudy / Damp

Brands Hatch GP
Circuit Length = 2.4332 miles
Start: 09:50 Flag 09:58 End: 10:00

2019 Bennetts British Superbike Championship - Round 4

2019 Pirelli National Superstock 600 Championship with Black Horse

WARM UP - SECTOR ANALYSIS



SECTOR 1 = FL to I1, SECTOR 2 = I1 to I2 SECTOR 3 = I2 to I3, SECTOR 4 = I3 to FL, DIFF = Difference To Personal Best Lap, P = Crossed Finish Line in Pit Lane, D = Time Disallowed

P22 75		Charlie MORRIS				Yamaha - Ibbertson Motor Sport Racing - IMS						
IDEAL LAP TIME : 1:50.080		BEST LAP TIME : 1:50.080				DIFFERENCE : 0.000						
LAP	SECTOR 1	SECTOR 2		SECTOR 3		SECTOR 4		LAP TIME	MPH	DIFF	TIME OF DAY	
1 -	OUTLAP	78.2	20.449	110.0	33.708	62.5	28.115	121.5	2:02.588	71.45	12.508	09:53:28.203
2 -	37.352	87.9	19.407	109.4	32.085	64.2	26.582	127.8	1:55.426 (3)	75.89	5.346	09:55:23.629
3 -	36.751	88.8	18.971	116.5	30.603	70.7	25.678	130.3	1:52.003 (2)	78.21	1.923	09:57:15.632
4 -	35.578	89.8	18.589	119.6	30.335	70.3	25.578	129.3	1:50.080 (1)	79.57		09:59:05.712

P23 85		Jordan McCORD				Yamaha - AJM Sales Ltd/Reid Engineering						
IDEAL LAP TIME : 1:49.298		BEST LAP TIME : 1:50.476				DIFFERENCE : 1.178						
LAP	SECTOR 1	SECTOR 2		SECTOR 3		SECTOR 4		LAP TIME	MPH	DIFF	TIME OF DAY	
1 -	OUTLAP	78.0	20.519	102.1	31.685	69.8	26.379	126.3	1:56.154	75.41	5.678	09:53:45.194
2 -	35.682	86.2	19.844	118.9	29.690	72.4	25.383	127.3	1:50.599 (2)	79.20	0.123	09:55:35.793
3 -	35.235	87.1	19.613	114.3	31.088	64.2	26.669	125.2	1:52.605 (3)	77.79	2.129	09:57:28.398
4 -	34.711	89.4	19.514	120.2	30.400	71.0	25.851	127.0	1:50.476 (1)	79.29		09:59:18.874

P24 34		Aaron SILVESTER				Yamaha - A & J Racing						
IDEAL LAP TIME : 1:51.604		BEST LAP TIME : 1:51.850				DIFFERENCE : 0.246						
LAP	SECTOR 1	SECTOR 2		SECTOR 3		SECTOR 4		LAP TIME	MPH	DIFF	TIME OF DAY	
1 -	OUTLAP	81.1	19.965	112.5	31.760	67.1	26.757	130.8	1:56.660	75.08	4.810	09:53:34.612
2 -	36.489	84.5	19.253	125.4	30.102	67.9	26.006	132.3	1:51.850 (1)	78.31		09:55:26.462

P25 44		Ewan POTTER				Yamaha - Jones Dorling Racing						
IDEAL LAP TIME : 1:52.885		BEST LAP TIME : 1:52.885				DIFFERENCE : 0.000						
LAP	SECTOR 1	SECTOR 2		SECTOR 3		SECTOR 4		LAP TIME	MPH	DIFF	TIME OF DAY	
1 -	OUTLAP	70.5	20.829	114.7	34.360	61.2	28.186	129.5	2:06.441	69.28	13.556	09:53:36.270
2 -	38.228	83.9	19.429	121.5	32.890	63.9	26.899	133.4	1:57.446 (3)	74.58	4.561	09:55:33.716
3 -	36.880	86.3	19.027	122.9	31.732	67.7	26.408	133.9	1:54.047 (2)	76.80	1.162	09:57:27.763
4 -	36.759	87.2	18.696	124.7	31.424	69.2	26.006	134.4	1:52.885 (1)	77.59		09:59:20.648

MCRCB BULLETIN TK231**2019 Bennetts British Superbike Championship - Round 4****2019 Pirelli National Superstock 600 Championship with Black Horse****WARM UP - BEST SPEEDS**

POS	INTERMEDIATE 1			INTERMEDIATE 2			INTERMEDIATE 3			FINISH LINE		
	NO	NAME	MPH	NO	NAME	MPH	NO	NAME	MPH	NO	NAME	MPH
1	4	IRWIN	102.7	4	IRWIN	140.1	4	IRWIN	80.7	99	LUXTON	137.7
2	5	KEYES	102.6	79	STACEY	138.9	9	CLIFFORD	80.0	89	MORETON	137.5
3	28	RICHARDSON	100.7	5	KEYES	135.8	5	KEYES	79.4	5	KEYES	136.1
4	18	THOMSON	96.9	21	BROOKS	135.8	28	RICHARDSON	78.6	58	LEE	136.1
5	99	LUXTON	96.8	99	LUXTON	132.3	99	LUXTON	77.6	57	McGREEVY	136.1
6	9	CLIFFORD	96.0	28	RICHARDSON	132.3	77	HARRAN	75.6	66	FRASER	136.1
7	77	HARRAN	95.4	18	THOMSON	132.3	2	TOMS	75.4	4	IRWIN	135.8
8	7	DELVES	94.5	7	DELVES	131.5	79	STACEY	74.8	28	RICHARDSON	135.8
9	79	STACEY	93.7	58	LEE	129.0	42	HOLME	74.3	7	DELVES	135.5
10	26	HARTGROVE	93.5	32	PIPER	129.0	18	THOMSON	74.2	79	STACEY	135.2
11	21	BROOKS	90.9	89	MORETON	129.0	7	DELVES	73.2	9	CLIFFORD	135.0
12	32	PIPER	90.8	66	FRASER	128.3	58	LEE	73.1	44	POTTER	134.4
13	57	McGREEVY	90.6	57	McGREEVY	127.8	66	FRASER	72.8	77	HARRAN	134.2
14	2	TOMS	90.3	77	HARRAN	127.3	26	HARTGROVE	72.7	21	BROOKS	133.9
15	58	LEE	90.0	9	CLIFFORD	126.8	57	McGREEVY	72.7	2	TOMS	133.6
16	15	REID	89.8	15	REID	126.6	21	BROOKS	72.7	32	PIPER	133.6
17	75	MORRIS	89.8	34	SILVESTER	125.4	15	REID	72.5	26	HARTGROVE	133.4
18	66	FRASER	89.5	44	POTTER	124.7	85	McCORD	72.4	18	THOMSON	132.6
19	85	McCORD	89.4	42	HOLME	123.3	46	ROWLINGS	71.7	15	REID	132.6
20	89	MORETON	88.5	26	HARTGROVE	123.1	75	MORRIS	70.7	42	HOLME	132.3
21	11	LAFFINS	88.4	2	TOMS	122.6	89	MORETON	69.9	46	ROWLINGS	132.3
22	42	HOLME	87.6	11	LAFFINS	122.2	11	LAFFINS	69.9	34	SILVESTER	132.3
23	44	POTTER	87.2	85	McCORD	120.2	32	PIPER	69.3	75	MORRIS	130.3
24	34	SILVESTER	84.7	46	ROWLINGS	119.8	44	POTTER	69.2	11	LAFFINS	129.0
25	46	ROWLINGS	83.8	75	MORRIS	119.6	34	SILVESTER	68.2	85	McCORD	127.3

Weather / Track : Cloudy / Damp

Brands Hatch GP

Circuit Length = 2.4332 miles

Start: 09:50 Flag 09:58 End: 10:00

Results can be found at www.tsl-timing.com

Printed - 10:02 Sunday, 16 June 2019

MCRCB BULLETIN TK232

2019 Bennetts British Superbike Championship - Round 4

2019 Pirelli National Superstock 600 Championship with Black Horse

WARM UP - STATISTICS

Competitors Started 25
Planned Start 2019-06-16 @ 09:50:00.000
Actual Start 2019-06-16 @ 09:50:02.115
Finish Time 2019-06-16 @ 09:58:02.115
Track Length 2.4332mi.
Total Laps 88
Total Distance Covered 214.1294mi.

Session Fastest Lap History

NO	NAME	LAP TIME	TIME OF DAY	LAP	VEHICLE
58	Cameron LEE	1:48.198	09:53:52.173	2	Yamaha
4	Caolan IRWIN	1:43.748	09:54:54.103	2	Kawasaki
4	Caolan IRWIN	1:41.696	09:56:35.823	3	Kawasaki

Flag History

TYPE	TIME OF DAY
GREEN	09:50:02.115
FINISH	09:58:02.115

Flag Statistics

TYPE	COUNT	TOTAL LAPS	TOTAL TIME
Green	1	5	10:17.406
Red	0	0	0.000
Safety Car	0	0	0.000
FCY	0	0	0.000

Weather / Track : Cloudy / Damp

These results are provisional until the conclusion of any judicial and technical matters.

Brands Hatch GP

Circuit Length = 2.4332 miles

Start: 09:50 Flag 09:58 End: 10:00

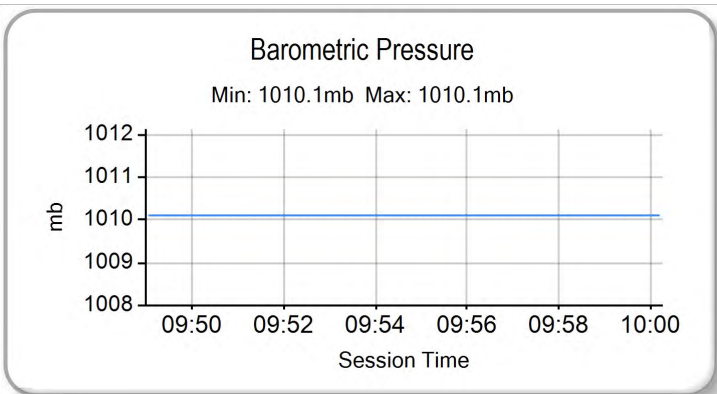
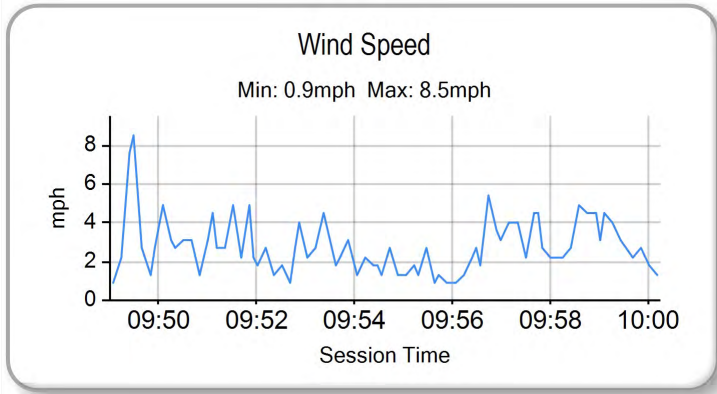
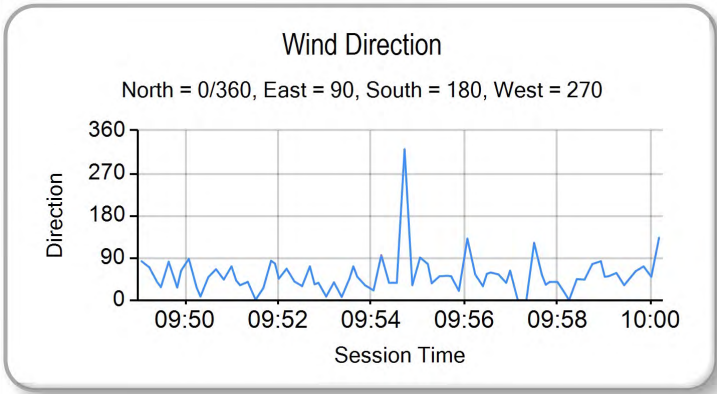
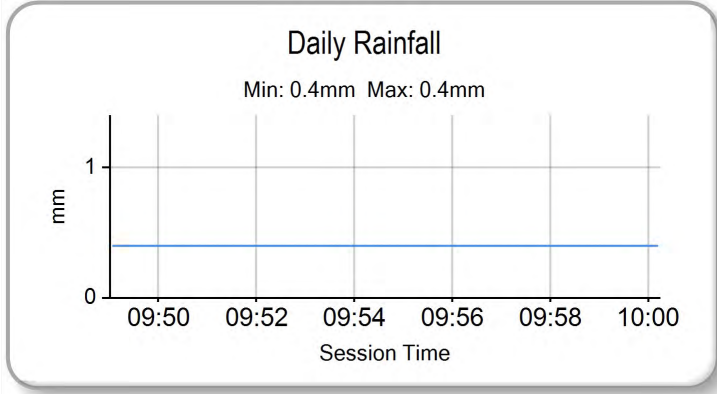
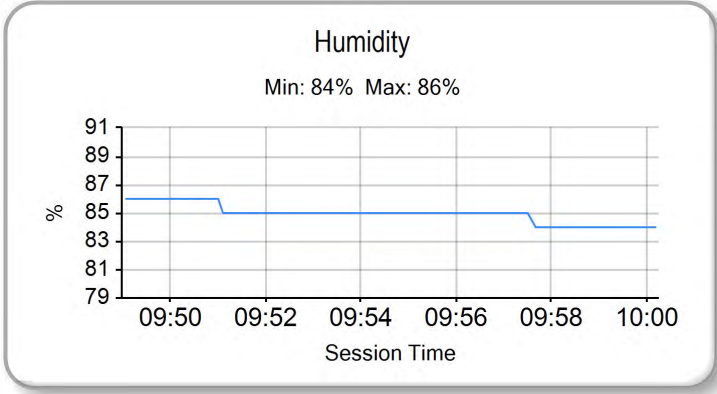
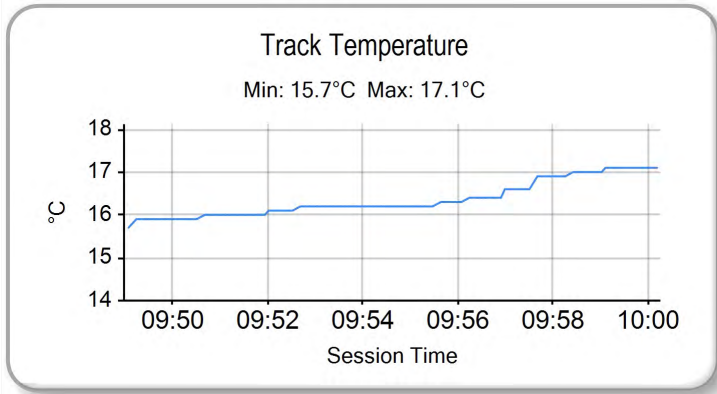
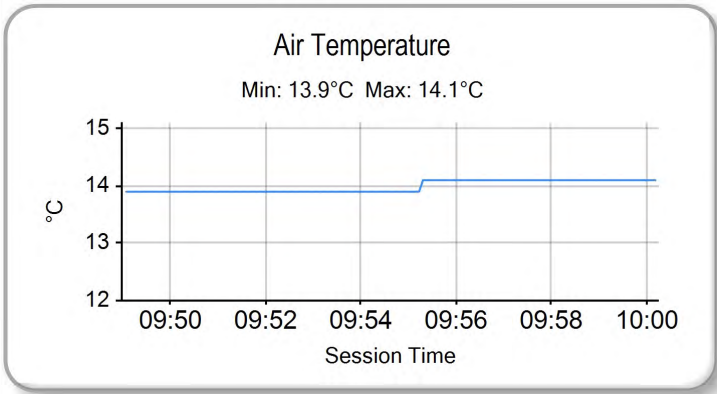
Race Director :	Stewards :	Timekeeper :
-----------------	------------	--------------

MCRCB BULLETIN TK233

2019 Bennetts British Superbike Championship - Round 4

2019 Pirelli National Superstock 600 Championship with Black Horse

WARM UP - WEATHER CONDITIONS



Weather / Track : Cloudy / Damp

Results can be found at www.tsl-timing.com

Brands Hatch GP
Circuit Length = 2.4332 miles
Start: 09:50 Flag 09:58 End: 10:00

Printed - 10:03 Sunday, 16 June 2019



RACE 7 - FINAL GRID (14 Laps)

ROW 11			32	69	Jamie LE MASURIER	1:39.564	31	71	Nathan DRURY	1:38.291			
ROW 10	30	88	Michael LARGE-TAYLOR	1:35.917	29	85	Jordan McCORD	1:35.363	28	21	Daniel BROOKS	1:34.037	
ROW 9		27	42	Sam HOLME	1:33.877	26	75	Charlie MORRIS	1:33.498	25	32	Mark PIPER	1:33.299
ROW 8	24	11	Sam LAFFINS	1:33.275	23	15	Simon REID	1:33.172	22	44	Ewan POTTER	1:33.038	
ROW 7		21	34	Aaron SILVESTER	1:32.832	20	18	Connor THOMSON	1:32.805	19	77	Brent HARRAN	1:32.799
ROW 6	18	58	Cameron LEE	1:32.716	17	6	Conor WHEELER	1:32.451	16	49	James ALDERSON	1:32.347	
ROW 5		15	46	Harry ROWLINGS	1:32.324	14	22	Eunan McGLINCHEY	1:32.014	13	89	Taylor MORETON	1:31.820
ROW 4	12	79	Storm STACEY	1:31.732	11	5	Kevin KEYES	1:31.669	10	2	TJ TOMS	1:31.530	
ROW 3		9	66	Cameron FRASER	1:31.508	8	99	Ben LUXTON	1:31.384	7	14	Louis VALLELEY	1:31.309
ROW 2	6	4	Caolan IRWIN	1:30.778	5	7	Liam DELVES	1:30.545	4	9	Aaron CLIFFORD	1:30.526	
ROW 1		3	26	Adam HARTGROVE	1:30.482	2	28	Shane RICHARDSON	1:30.408	1	57	Korie McGREEVY	1:30.046
												Pole	

Brands Hatch GP
Circuit Length = 2.4332 miles

These results are provisional until the conclusion of any judicial and technical matters.

Race Director :	Stewards :	Timekeeper :
-----------------	------------	--------------

Results can be found at www.britishsuperbike.com

Printed - 10:01 Sunday, 16 June 2019



RACE 7 - CLASSIFICATION

POS	NO	NAME	NAT	ENTRY	LAPS	TIME	GAP	DIFF	MPH	BEST	ON
1	22	Eunan McGLINCHEY	GBR	Kawasaki - Team #109 Kawasaki	14	24:04.515			84.89	1:41.198	11
2	57	Korie McGREEVY	GBR	Triumph - Century Racing	14	24:04.684	0.169	0.169	84.88	1:41.036	14
3	4	Caolan IRWIN	IRL	Kawasaki - Ready 4 Racing	14	24:11.487	6.972	6.803	84.49	1:41.716	11
4	7	Liam DELVES	GBR	Kawasaki - Via Moto Racing	14	24:29.462	24.947	17.975	83.45	1:43.241	7
5	9	Aaron CLIFFORD	IRL	Yamaha - Clifford Racing	14	24:30.881	26.366	1.419	83.37	1:43.969	8
6	2	TJ TOMS	GBR	Kawasaki - G&S Racing	14	24:31.973	27.458	1.092	83.31	1:43.178	8
7	26	Adam HARTGROVE	GBR	Yamaha - Adam Hartgrove Racing	14	24:36.463	31.948	4.490	83.06	1:43.711	3
8	79	Storm STACEY	GBR	Kawasaki - STAUFF Quick Connect Superstock 600	14	24:52.227	47.712	15.764	82.18	1:44.908	14
9	77	Brent HARRAN	RSA	Yamaha - Everquip Racing	14	24:53.244	48.729	1.017	82.12	1:43.992	14
10	14	Louis VALLELEY	GBR	Yamaha - R&R Racing	14	24:53.628	49.113	0.384	82.10	1:44.096	14
11	34	Aaron SILVESTER	GBR	Yamaha - A & J Racing	14	25:02.536	58.021	8.908	81.62	1:45.388	14
12	11	Sam LAFFINS	GBR	Kawasaki - Sam Laffins Racing	14	25:02.869	58.354	0.333	81.60	1:43.903	13
13	66	Cameron FRASER	GBR	Yamaha - Jones Dorling Racing	14	25:04.108	59.593	1.239	81.53	1:45.535	12
14	49	James ALDERSON	GBR	Triumph - R Alderson and Sons Racing	14	25:29.154	1:24.639	25.046	80.19	1:47.114	13
15	58	Cameron LEE	AUS	Yamaha - Allied Motorsport	14	25:34.643	1:30.128	5.489	79.91	1:47.782	7
16	75	Charlie MORRIS	GBR	Yamaha - Ibbertson Motor Sport Racing - IMS	14	25:39.101	1:34.586	4.458	79.68	1:47.880	11
17	44	Ewan POTTER	GBR	Yamaha - Jones Dorling Racing	13	24:30.781	1 Lap	1 Lap	77.42	1:50.352	13
18	85	Jordan McCORD	GBR	Yamaha - AJM Sales Ltd/Reid Engineering	13	24:32.256	1 Lap	1.475	77.34	1:50.821	13
19	88	Michael LARGE-TAYLOR	GBR	Yamaha - Large-Taylor Racing	13	24:46.510	1 Lap	14.254	76.60	1:52.046	11
20	71	Nathan DRURY	GBR	Kawasaki - Dragon Racing	13	25:56.314	1 Lap	1:09.804	73.17	1:56.335	2
21	69	Jamie LE MASURIER	GBR	Triumph - Pipework Solutions Racing	13	26:01.925	1 Lap	5.611	72.90	1:57.463	11

NOT CLASSIFIED

DNF	32	Mark PIPER	GBR	Yamaha - Pied Piper Racing	13	23:23.845	1 Lap		81.11	1:45.950	13
DNF	99	Ben LUXTON	GBR	Kawasaki - JR Performance Racing	8	13:53.524	6 Laps	5 Laps	84.07	1:42.023	8
DNF	28	Shane RICHARDSON	NZL	Kawasaki - Astro-JJR Racing	8	13:57.068	6 Laps	3.544	83.71	1:42.875	7
DNF	18	Connor THOMSON	GBR	Yamaha - Cegra/Seton Tuning/33kv	6	10:46.733	8 Laps	2 Laps	81.26	1:43.819	6
DNF	5	Kevin KEYES	IRL	Kawasaki - G&S Racing	4	7:03.952	10 Laps	2 Laps	82.64	1:43.884	3
DNF	15	Simon REID	GBR	Yamaha - Simon Reid Racing	3	5:27.558	11 Laps	1 Lap	80.22	1:46.063	3
DNF	89	Taylor MORETON	GBR	Yamaha - Lloyd & Jones Parweld	3	5:29.822	11 Laps	2.264	79.67	1:47.256	3
DNF	6	Conor WHEELER	GBR	Yamaha - www.connorwheeler.co.uk	2	3:49.274	12 Laps	1 Lap	76.41	1:49.388	2
DNF	42	Sam HOLME	GBR	Yamaha - HIA/Optimum Bikes Racing	1	2:03.938	13 Laps	1 Lap	70.67		
DNF	46	Harry ROWLINGS	GBR	Triumph - BER / Steve Jordan Motorcycles	0						
DNF	21	Daniel BROOKS	GBR	Kawasaki - Daniel Brooks Racing	0						

FASTEST LAP

57	Korie McGREEVY	GBR	Triumph - Century Racing	14	1:41.036	86.70 mph	139.53 kph
----	----------------	-----	--------------------------	----	----------	-----------	------------

Weather / Track : Rain / Wet

These results are provisional until the conclusion of any judicial and technical matters.

Brands Hatch GP

Circuit Length = 2.4332 miles

Start: 12:35 Flag 12:59 End: 13:01

Race Director :	Stewards :	Timekeeper :
-----------------	------------	--------------

Results can be found at www.britishsuperbike.com

Printed - 13:02 Sunday, 16 June 2019

MCRCB BULLETIN TK268

2019 Bennetts British Superbike Championship - Round 4

2019 Pirelli National Superstock 600 Championship with Black Horse

RACE 7 - LAP CHART

LAP 1 @ 12:37:36.918

NO	BEHIND	LAP TIME
26		1:49.692
28	0.122	1:49.814
57	0.143	1:49.835
4	0.533	1:50.225
99	0.745	1:50.437
9	1.385	1:51.077
5	1.465	1:51.157
22	2.017	1:51.709
7	2.135	1:51.827
14	3.403	1:53.095
79	3.836	1:53.528
2	4.023	1:53.715
66	4.302	1:53.994
89	4.413	1:54.105
15	5.020	1:54.712
34	5.217	1:54.909
18	5.508	1:55.200
77	6.666	1:56.358
75	9.842	1:59.534
11	9.936	1:59.628
6	10.194	1:59.886
58	11.621	2:01.313
49	12.148	2:01.840
32	12.219	2:01.911
44	14.094	2:03.786
42	14.246	2:03.938
85	14.535	2:04.227
71	15.575	2:05.267
88	15.993	2:05.685
69	18.679	2:08.371

LAP 2 @ 12:39:20.644

NO	BEHIND	LAP TIME
28		1:43.604
57	0.061	1:43.644
99	1.660	1:44.641
4	1.996	1:45.189
5	2.257	1:44.518
22	2.379	1:44.088
26	3.664	1:47.390
9	3.788	1:46.129
7	4.106	1:45.697
14	6.693	1:47.016
2	6.951	1:46.654
79	7.478	1:47.368
15	8.077	1:46.783
66	8.360	1:47.784
89	9.148	1:48.461
34	9.619	1:48.128
18	9.972	1:48.190
77	10.543	1:47.603
11	15.005	1:48.795
75	15.766	1:49.650
6	15.856	1:49.388
32	15.981	1:47.488
58	18.849	1:50.954
49	19.265	1:50.843
85	23.732	1:52.923
44	24.104	1:53.736
88	26.698	1:54.431
71	28.184	1:56.335
69	33.477	1:58.524

LAP 3 @ 12:41:05.551

NO	BEHIND	LAP TIME
57		1:44.846
28	0.282	1:45.189
4	0.439	1:43.350
22	0.531	1:43.059
99	0.834	1:44.081
5	1.234	1:43.884
26	2.468	1:43.711
9	3.275	1:44.394
7	6.685	1:47.486
2	7.130	1:45.086
14	8.580	1:46.794
79	8.934	1:46.363
15	9.233	1:46.063
66	11.050	1:47.597
18	11.314	1:46.249
89	11.497	1:47.256
34	12.414	1:47.702
77	12.980	1:47.344
11	18.466	1:48.368
75	19.298	1:48.439
32	19.405	1:48.331
49	22.438	1:48.080
58	24.598	1:50.656
85	29.959	1:51.134
44	32.728	1:53.531
88	35.448	1:53.657
71	40.046	1:56.769
69	48.350	1:59.780

LAP 4 @ 12:42:49.806

NO	BEHIND	LAP TIME
4		1:43.816
57	0.181	1:44.436
22	0.275	1:43.999
28	0.528	1:44.501
99	0.691	1:44.112
5	1.372	1:44.393
9	4.008	1:44.988
26	4.893	1:46.680
7	7.354	1:44.924
2	7.734	1:44.859
79	11.271	1:46.592
66	13.249	1:46.454
18	13.580	1:46.521
14	14.076	1:49.751
34	14.944	1:46.785
77	15.203	1:46.478
32	21.627	1:46.477
11	21.965	1:47.754
75	24.192	1:49.149
49	26.478	1:48.295
58	30.777	1:50.434
85	38.176	1:52.472
44	42.866	1:54.393
88	45.223	1:54.030
71	56.932	2:01.141
69	1:04.389	2:00.294

LAP 5 @ 12:44:32.887

NO	BEHIND	LAP TIME
4		1:43.081
22	0.074	1:42.880
57	0.443	1:43.343
99	1.190	1:43.580
28	1.683	1:44.236
9	5.240	1:44.313
26	6.048	1:44.236
7	8.364	1:44.091
2	9.142	1:44.489
79	14.312	1:46.122
66	17.120	1:46.952
18	17.253	1:46.754
14	17.425	1:46.430
77	18.389	1:46.267
34	18.775	1:46.912
32	24.786	1:46.240
11	25.491	1:46.607
75	30.221	1:49.110
49	30.982	1:47.585
58	36.608	1:48.912
85	48.135	1:53.040
44	52.600	1:52.815
88	55.927	1:53.785
71	1:13.237	1:59.386
69	1:19.401	1:58.093

LAP 6 @ 12:46:15.110

NO	BEHIND	LAP TIME
22		1:42.149
4	0.359	1:42.582
57	0.724	1:42.504
99	1.517	1:42.550
28	2.790	1:43.330
9	7.078	1:44.061
26	8.184	1:44.359
7	9.733	1:43.592
2	11.543	1:44.624
79	18.325	1:46.236
18	18.849	1:43.819
66	21.050	1:46.153
14	21.321	1:46.119
77	21.383	1:45.217
34	22.569	1:46.017
32	30.914	1:48.351
11	31.023	1:47.755
75	36.242	1:48.244
49	36.645	1:47.886
58	42.202	1:47.817
85	59.360	1:53.448
44	1:01.860	1:51.483
88	1:06.167	1:52.463
71	1:30.993	1:59.979
69	1:37.449	2:00.271

LAP 7 @ 12:47:57.621

NO	BEHIND	LAP TIME
4		1:42.152
22	0.213	1:42.724
57	0.571	1:42.358
99	1.106	1:42.100
28	3.154	1:42.875

9	8.750	1:44.183
26	9.757	1:44.084
7	10.463	1:43.241
2	12.273	1:43.241
79	22.369	1:46.555
66	24.691	1:46.152
77	24.793	1:45.921
14	24.895	1:46.085
34	25.653	1:45.595
32	35.019	1:46.616
11	35.052	1:46.540
49	41.427	1:47.293
75	44.682	1:50.951
58	47.473	1:47.782
85	1:09.805	1:52.956
44	1:11.097	1:51.748
88	1:16.063	1:52.407

LAP 8 @ 12:49:39.952

NO	BEHIND	LAP TIME
22		1:42.118
4	0.255	1:42.586
57	0.583	1:42.343
99	0.798	1:42.023
28	4.342	1:43.519
71	1 Lap	2:01.360
9	10.388	1:43.969
26	11.307	1:43.881
7	11.410	1:43.278
2	13.120	1:43.178
69	1 Lap	2:00.876
79	25.911	1:45.873
14	29.504	1:46.940
66	29.532	1:47.172
77	29.702	1:47.240
34	29.863	1:46.541
11	38.154	1:45.433
32	40.056	1:47.368
49	46.426	1:47.330
75	50.894	1:48.543
58	52.971	1:47.829
85	1:19.686	1:52.212
44	1:20.485	1:51.719
88	1:26.280	1:52.548

LAP 9 @ 12:51:21.930

NO	BEHIND	LAP TIME
22		1:41.978
4	0.277	1:42.000
57	0.497	1:41.892
9	13.452	1:45.042
7	13.886	1:44.454
26	15.086	1:45.757
2	15.736	1:44.594
71	1 Lap	2:01.572
79	30.568	1:46.635
69	1 Lap	1:59.953
14	34.476	1:46.950
77	35.082	1:47.358
66	36.011	1:48.457
34	36.110	1:48.225
11	42.490	1:46.314
32	44.179	1:46.101
49	52.074	1:47.626

75	57.686	1:48.770
58	59.135	1:48.142
44	1:30.996	1:52.489
85	1:31.582	1:53.874
88	1:37.345	1:53.043

LAP 10 @ 12:53:03.562

NO	BEHIND	LAP TIME
22		1:41.632
57	0.463	1:41.598
4	0.839	1:42.194
7	16.044	1:43.790
9	16.956	1:45.136
26	17.756	1:44.302
2	18.411	1:44.307
79	34.898	1:45.962
14	38.749	1:45.905
77	39.034	1:45.584
66	42.675	1:48.296
34	42.786	1:48.308
71	1 Lap	2:01.200
11	47.710	1:46.852
32	48.562	1:46.015
69	1 Lap	1:58.831
49	58.251	1:47.809
75	1:04.719	1:48.665
58	1:05.465	1:47.962
44	1:40.614	1:51.250
85	1:41.009	1:51.059

LAP 11 @ 12:54:44.760

NO	BEHIND	LAP TIME
22		1:41.198
57	0.815	1:41.550
4	1.357	1:41.716
88	1 Lap	1:53.789
7	19.646	1:44.800
9	20.367	1:44.609
26	21.103	1:44.545
2	21.471	1:44.258
79	39.291	1:45.591
14	42.593	1:45.042
77	42.852	1:45.016
66	48.126	1:46.649
34	48.229	1:46.641
11	51.664	1:45.152
32	54.351	1:46.987
49	1:07.283	1:50.230
69	1 Lap	1:59.941
71	1 Lap	2:02.614
75	1:11.401	1:47.880
58	1:12.339	1:48.072

LAP 12 @ 12:56:28.743

NO	BEHIND	LAP TIME
57		1:43.168
22	0.074	1:44.057
4	0.527	1:43.153
44	1 Lap	1:52.239
85	1 Lap	1:52.733
88	1 Lap	1:52.046
7	19.680	1:44.017
9	20.531	1:44.147

Weather / Track : Rain / Wet

MCRCB BULLETIN TK268

2019 Bennetts British Superbike Championship - Round 4

2019 Pirelli National Superstock 600 Championship with Black Horse

RACE 7 - LAP CHART

2	21.208	1:43.720
26	22.179	1:45.059
79	40.763	1:45.455
14	42.973	1:44.363
77	43.719	1:44.850
66	49.678	1:45.535
34	49.783	1:45.537
11	52.132	1:44.451
32	56.378	1:46.010
49	1:10.835	1:47.535
75	1:16.096	1:48.678
58	1:17.000	1:48.644
69	1 Lap	1:57.463
71	1 Lap	1:57.343

LAP 13 @ 12:58:10.508

NO	BEHIND	LAP TIME
----	--------	----------

22		1:41.691
57	0.366	1:42.131
4	2.359	1:43.597
44	1 Lap	1:51.240
85	1 Lap	1:51.357
7	21.942	1:44.027
9	23.151	1:44.385
2	24.086	1:44.643
26	26.735	1:46.321
88	1 Lap	1:52.840
79	44.037	1:45.039
77	45.970	1:44.016
14	46.250	1:45.042
34	53.866	1:45.848
66	53.894	1:45.981
11	54.270	1:43.903
32	1:00.563	1:45.950
49	1:16.184	1:47.114
58	1:23.453	1:48.218
75	1:24.136	1:49.805
71	1 Lap	1:56.985
69	1 Lap	1:59.294

LAP 14 @ 12:59:51.741

NO	BEHIND	LAP TIME
----	--------	----------

22		1:41.233
57	0.169	1:41.036
4	6.972	1:45.846
7	24.947	1:44.238
44	1 Lap	1:50.352
9	26.366	1:44.448
2	27.458	1:44.605
85	1 Lap	1:50.821
26	31.948	1:46.446
88	1 Lap	1:55.786
79	47.712	1:44.908
77	48.729	1:43.992
14	49.113	1:44.096
34	58.021	1:45.388
11	58.354	1:45.317
66	59.593	1:46.932
49	1:24.639	1:49.688
58	1:30.128	1:47.908
75	1:34.586	1:51.683
71	1 Lap	1:56.363
69	1 Lap	2:00.234

Weather / Track : Rain / Wet

MCRCB BULLETIN TK269

2019 Bennetts British Superbike Championship - Round 4

2019 Pirelli National Superstock 600 Championship with Black Horse

RACE 7 - POSITION CHART

No	Name	Lap														
		Pos	1	2	3	4	5	6	7	8	9	10	11	12	13	14
57	McGREEVY	1	26	28	57	4	4	22	4	22	22	22	22	57	22	22
28	RICHARDSON	2	28	57	28	57	22	4	22	4	4	57	57	22	57	57
26	HARTGROVE	3	57	99	4	22	57	57	57	57	57	4	4	4	4	4
9	CLIFFORD	4	4	4	22	28	99	99	99	99	9	7	7	7	7	7
7	DELVES	5	99	5	99	99	28	28	28	28	7	9	9	9	9	9
4	IRWIN	6	9	22	5	5	9	9	9	9	26	26	26	2	2	2
14	VALLELEY	7	5	26	26	9	26	26	26	26	2	2	2	26	26	26
99	LUXTON	8	22	9	9	26	7	7	7	7	79	79	79	79	79	79
66	FRASER	9	7	7	7	7	2	2	2	2	14	14	14	14	77	77
2	TOMS	10	14	14	2	2	79	79	79	79	77	77	77	77	14	14
5	KEYES	11	79	2	14	79	66	18	66	14	66	66	66	66	34	34
79	STACEY	12	2	79	79	66	18	66	77	66	34	34	34	34	66	11
89	MORETON	13	66	15	15	18	14	14	14	77	11	11	11	11	11	66
22	McGLINCHEY	14	89	66	66	14	77	77	34	34	32	32	32	32	32	49
46	ROWLINGS	15	15	89	18	34	34	34	32	11	49	49	49	49	49	58
49	ALDERSON	16	34	34	89	77	32	32	11	32	75	75	75	75	58	75
6	WHEELER	17	18	18	34	32	11	11	49	49	58	58	58	58	58	75
58	LEE	18	77	77	77	11	75	75	75	75	44	44	44	44	44	44
77	HARRAN	19	75	11	11	75	49	49	58	58	85	85	85	85	85	85
18	THOMSON	20	11	75	75	49	58	58	85	85	88	88	88	88	88	88
34	SILVESTER	21	6	6	32	58	85	85	44	44	71	69	69	71	71	71
44	POTTER	22	58	32	49	85	44	44	88	88	69	71	71	69	69	69
15	REID	23	49	58	58	44	88	88	71	71						
11	LAFFINS	24	32	49	85	88	71	71	69	69						
32	PIPER	25	44	85	44	71	69	69								
75	MORRIS	26	42	44	88	69										
42	HOLME	27	85	88	71											
21	BROOKS	28	71	71	69											
85	McCORD	29	88	69												
88	LARGE-TAYLOR	30	69													
71	DRURY	31														
69	LE MASURIER	32														

Weather / Track : Rain / Wet

Brands Hatch GP
 Circuit Length = 2.4332 miles
 Start: 12:35 Flag 12:59 End: 13:01

Results can be found at www.tsl-timing.com

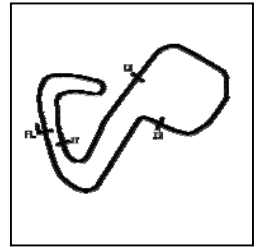
Printed - 13:03 Sunday, 16 June 2019

MCRCB BULLETIN TK270

2019 Bennetts British Superbike Championship - Round 4

2019 Pirelli National Superstock 600 Championship with Black Horse

RACE 7 - SECTOR ANALYSIS



SECTOR 1 = FL to I1, SECTOR 2 = I1 to I2 SECTOR 3 = I2 to I3, SECTOR 4 = I3 to FL, DIFF = Difference To Personal Best Lap, P = Crossed Finish Line in Pit Lane, D = Time Disallowed

P1 22		Eunan McGLINCHEY						Kawasaki - Team #109 Kawasaki				
IDEAL LAP TIME : 1:40.903		BEST LAP TIME : 1:41.198				DIFFERENCE : 0.295						
LAP	SECTOR 1	SECTOR 2		SECTOR 3		SECTOR 4		LAP TIME	MPH	DIFF	TIME OF DAY	
1 -		98.9	18.215	133.6	28.616	77.2	24.239	137.7	1:51.709	78.41	10.511	12:37:38.935
2 -	33.736	101.5	18.160	135.0	28.240	78.6	23.952	140.3	1:44.088	84.15	2.890	12:39:23.023
3 -	33.367	104.2	17.694	137.7	27.872	80.0	24.126	136.9	1:43.059	84.99	1.861	12:41:06.082
4 -	33.968	96.8	18.025	133.9	28.012	78.7	23.994	136.6	1:43.999	84.23	2.801	12:42:50.081
5 -	33.541	105.8	17.805	140.3	27.490	79.8	24.044	135.0	1:42.880	85.14	1.682	12:44:32.961
6 -	32.880	106.3	17.678	141.8	27.698	81.1	23.893	134.2	1:42.149	85.75	0.951	12:46:15.110
7 -	33.593	103.4	17.885	132.3	27.659	82.5	23.587	137.7	1:42.724	85.27	1.526	12:47:57.834
8 -	32.785	105.5	17.822	141.5	27.766	81.2	23.745	135.2	1:42.118	85.78	0.920	12:49:39.952
9 -	33.192	106.1	17.825	141.5	27.160	82.3	23.801	132.8	1:41.978	85.89	0.780	12:51:21.930
10 -	32.636	107.8	17.757	141.8	27.275	80.6	23.964	134.2	1:41.632 (3)	86.19	0.434	12:53:03.562
11 -	32.686	105.6	17.650	142.1	27.210	83.2	23.652	136.9	1:41.198 (1)	86.56		12:54:44.760
12 -	34.630	106.5	17.831	141.2	27.537	79.3	24.059	127.3	1:44.057	84.18	2.859	12:56:28.817
13 -	32.631	104.8	17.710	136.1	27.521	83.2	23.829	134.7	1:41.691	86.14	0.493	12:58:10.508
14 -	32.773	105.8	17.594	138.0	27.091	84.9	23.775	136.6	1:41.233 (2)	86.53	0.035	12:59:51.741

P2 57		Korie McGREEVY						Triumph - Century Racing				
IDEAL LAP TIME : 1:40.899		BEST LAP TIME : 1:41.036				DIFFERENCE : 0.137						
LAP	SECTOR 1	SECTOR 2		SECTOR 3		SECTOR 4		LAP TIME	MPH	DIFF	TIME OF DAY	
1 -		90.3	18.520	129.8	28.639	75.8	24.160	137.2	1:49.835	79.75	8.799	12:37:37.061
2 -	33.950	96.8	17.751	130.8	27.967	79.7	23.976	137.5	1:43.644	84.51	2.608	12:39:20.705
3 -	33.818	96.6	17.996	127.3	28.613	75.4	24.419	134.7	1:44.846	83.54	3.810	12:41:05.551
4 -	34.370	91.8	18.140	135.8	27.860	78.2	24.066	137.2	1:44.436	83.87	3.400	12:42:49.987
5 -	33.527	100.4	18.105	129.5	27.798	79.7	23.913	136.6	1:43.343	84.76	2.307	12:44:33.330
6 -	32.984	97.9	17.770	129.0	27.792	77.7	23.958	133.9	1:42.504	85.45	1.468	12:46:15.834
7 -	33.437	103.4	17.612	127.5	27.781	80.5	23.528	138.3	1:42.358	85.58	1.322	12:47:58.192
8 -	32.894	97.1	17.812	126.6	27.832	77.4	23.805	136.9	1:42.343	85.59	1.307	12:49:40.535
9 -	32.958	93.7	17.802	134.4	27.433	78.9	23.699	137.2	1:41.892	85.97	0.856	12:51:22.427
10 -	32.832	101.5	17.624	132.6	27.352	82.1	23.790	135.5	1:41.598 (3)	86.22	0.562	12:53:04.025
11 -	32.711	95.3	17.885	135.0	27.340	81.6	23.614	136.3	1:41.550 (2)	86.26	0.514	12:54:45.575
12 -	33.164	100.4	17.911	131.5	27.954	79.9	24.139	134.7	1:43.168	84.90	2.132	12:56:28.743
13 -	33.231	99.7	17.531	134.2	27.756	80.9	23.613	136.6	1:42.131	85.77	1.095	12:58:10.874
14 -	32.634	102.9	17.416	137.7	27.477	83.6	23.509	138.6	1:41.036 (1)	86.70		12:59:51.910

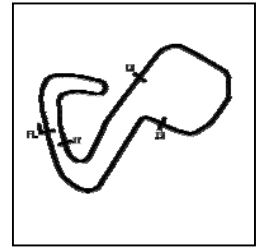
P3 4		Caolan IRWIN						Kawasaki - Ready 4 Racing				
IDEAL LAP TIME : 1:41.639		BEST LAP TIME : 1:41.716				DIFFERENCE : 0.077						
LAP	SECTOR 1	SECTOR 2		SECTOR 3		SECTOR 4		LAP TIME	MPH	DIFF	TIME OF DAY	
1 -		93.4	18.282	134.2	28.282	73.3	24.378	136.6	1:50.225	79.47	8.509	12:37:37.451
2 -	34.717	97.6	18.206	136.6	28.109	74.6	24.157	136.9	1:45.189	83.27	3.473	12:39:22.640
3 -	33.411	100.3	17.865	135.2	27.682	77.6	24.392	137.5	1:43.350	84.75	1.634	12:41:05.990
4 -	33.706	100.3	18.112	137.2	27.664	80.2	24.334	136.3	1:43.816	84.37	2.100	12:42:49.806
5 -	33.026	99.5	17.984	138.9	27.848	80.3	24.223	134.7	1:43.081	84.98	1.365	12:44:32.887
6 -	33.007	98.2	17.922	136.3	27.575	77.9	24.078	134.4	1:42.582	85.39	0.866	12:46:15.469
7 -	33.079	101.8	17.928	135.0	27.301	79.7	23.844	136.9	1:42.152 (3)	85.75	0.436	12:47:57.621
8 -	33.019	100.3	17.979	131.5	27.778	76.5	23.810	136.9	1:42.586	85.39	0.870	12:49:40.207
9 -	33.056	96.2	17.957	138.0	27.177	80.0	23.810	135.5	1:42.000 (2)	85.88	0.284	12:51:22.207
10 -	33.041	101.0	18.082	131.5	27.231	79.7	23.840	136.3	1:42.194	85.71	0.478	12:53:04.401
11 -	32.954	100.0	17.889	137.2	27.010	78.4	23.863	136.9	1:41.716 (1)	86.12		12:54:46.117
12 -	33.194	101.9	18.136	136.1	27.707	79.1	24.116	136.3	1:43.153	84.92	1.437	12:56:29.270
13 -	33.271	99.4	18.049	134.2	27.853	82.3	24.424	133.9	1:43.597	84.55	1.881	12:58:12.867
14 -	33.717	101.5	18.308	121.3	28.570	75.7	25.251	123.8	1:45.846	82.76	4.130	12:59:58.713

MCRCB BULLETIN TK270

2019 Bennetts British Superbike Championship - Round 4

2019 Pirelli National Superstock 600 Championship with Black Horse

RACE 7 - SECTOR ANALYSIS



SECTOR 1 = FL to I1, SECTOR 2 = I1 to I2 SECTOR 3 = I2 to I3, SECTOR 4 = I3 to FL, DIFF = Difference To Personal Best Lap, P = Crossed Finish Line in Pit Lane, D = Time Disallowed

P4		7		Liam DELVES				Kawasaki - Via Moto Racing				
IDEAL LAP TIME : 1:42.890		BEST LAP TIME : 1:43.241		DIFFERENCE : 0.351								
LAP	SECTOR 1	SECTOR 2		SECTOR 3		SECTOR 4		LAP TIME	MPH	DIFF	TIME OF DAY	
1 -		91.9	18.538	128.3	28.782	73.6	24.575	135.2	1:51.827	78.33	8.586	12:37:39.053
2 -	34.233	94.2	18.213	124.7	28.658	74.3	24.593	137.5	1:45.697	82.87	2.456	12:39:24.750
3 -	35.441	93.8	18.349	132.1	28.922	73.7	24.774	135.0	1:47.486	81.49	4.245	12:41:12.236
4 -	34.164	96.4	18.158	135.2	28.240	74.8	24.362	136.9	1:44.924	83.48	1.683	12:42:57.160
5 -	33.772	96.8	18.158	133.1	27.964	75.0	24.197	134.4	1:44.091	84.15	0.850	12:44:41.251
6 -	33.662	97.8	18.030	137.5	27.723	74.3	24.177	135.5	1:43.592 (3)	84.56	0.351	12:46:24.843
7 -	33.386	93.9	18.090	132.1	27.607	76.5	24.158	136.1	1:43.241 (1)	84.84		12:48:08.084
8 -	33.381	96.6	17.925	134.4	27.557	74.2	24.415	137.2	1:43.278 (2)	84.81	0.037	12:49:51.362
9 -	34.607	91.6	18.180	133.6	27.640	76.4	24.027	136.6	1:44.454	83.86	1.213	12:51:35.816
10 -	33.817	95.3	18.011	129.3	27.864	77.5	24.098	135.5	1:43.790	84.39	0.549	12:53:19.606
11 -	33.858	93.3	18.267	131.5	28.212	74.3	24.463	135.5	1:44.800	83.58	1.559	12:55:04.406
12 -	33.647	97.5	18.084	135.5	27.952	75.5	24.334	136.3	1:44.017	84.21	0.776	12:56:48.423
13 -	33.600	95.7	18.196	134.4	27.847	74.5	24.384	135.8	1:44.027	84.20	0.786	12:58:32.450
14 -	33.730	96.9	18.020	135.0	28.252	75.4	24.236	133.6	1:44.238	84.03	0.997	13:00:16.688

P5		9		Aaron CLIFFORD				Yamaha - Clifford Racing				
IDEAL LAP TIME : 1:43.110		BEST LAP TIME : 1:43.969		DIFFERENCE : 0.859								
LAP	SECTOR 1	SECTOR 2		SECTOR 3		SECTOR 4		LAP TIME	MPH	DIFF	TIME OF DAY	
1 -		91.9	18.452	127.8	28.806	75.0	24.380	136.3	1:51.077	78.86	7.108	12:37:38.303
2 -	34.492	96.4	18.255	125.4	29.039	74.5	24.343	138.6	1:46.129	82.53	2.160	12:39:24.432
3 -	33.853	98.5	17.757	129.3	28.524	79.4	24.260	136.1	1:44.394	83.91	0.425	12:41:08.826
4 -	34.144	98.3	17.863	127.8	28.782	78.9	24.199	136.3	1:44.988	83.43	1.019	12:42:53.814
5 -	33.575	93.7	17.963	130.0	28.594	81.7	24.181	135.2	1:44.313	83.97	0.344	12:44:38.127
6 -	33.371	95.8	18.041	129.3	28.474	77.4	24.175	135.5	1:44.061 (2)	84.17	0.092	12:46:22.188
7 -	33.453	95.5	17.997	125.9	28.514	78.6	24.219	135.8	1:44.183	84.08	0.214	12:48:06.371
8 -	33.639	99.1	17.875	129.3	28.525	80.7	23.930	136.1	1:43.969 (1)	84.25		12:49:50.340
9 -	34.141	95.1	18.237	126.8	28.611	77.4	24.053	135.5	1:45.042	83.39	1.073	12:51:35.382
10 -	33.927	98.8	18.042	131.0	28.821	77.2	24.346	134.7	1:45.136	83.31	1.167	12:53:20.518
11 -	33.783	96.2	18.240	127.3	28.555	74.9	24.031	136.3	1:44.609	83.73	0.640	12:55:05.127
12 -	33.887	96.9	18.193	130.5	28.052	79.6	24.015	136.1	1:44.147 (3)	84.11	0.178	12:56:49.274
13 -	33.737	98.8	18.090	128.3	28.474	81.0	24.084	135.5	1:44.385	83.91	0.416	12:58:33.659
14 -	33.964	97.8	17.855	131.3	28.215	72.7	24.414	134.7	1:44.448	83.86	0.479	13:00:18.107

P6		2		TJ TOMS				Kawasaki - G&S Racing				
IDEAL LAP TIME : 1:42.830		BEST LAP TIME : 1:43.178		DIFFERENCE : 0.348								
LAP	SECTOR 1	SECTOR 2		SECTOR 3		SECTOR 4		LAP TIME	MPH	DIFF	TIME OF DAY	
1 -		91.5	18.460	132.1	29.300	73.1	25.010	135.8	1:53.715	77.03	10.537	12:37:40.941
2 -	34.656	96.5	18.269	127.5	29.020	72.9	24.709	136.6	1:46.654	82.13	3.476	12:39:27.595
3 -	33.962	98.8	17.873	130.5	28.776	77.9	24.475	135.5	1:45.086	83.35	1.908	12:41:12.681
4 -	33.851	96.5	18.244	128.8	28.498	76.4	24.266	136.9	1:44.859	83.53	1.681	12:42:57.540
5 -	33.638	95.1	18.227	127.8	28.404	79.5	24.220	132.8	1:44.489	83.83	1.311	12:44:42.029
6 -	33.798	99.1	18.315	132.8	28.187	80.3	24.324	133.6	1:44.624	83.72	1.446	12:46:26.653
7 -	33.199	103.2	17.938	132.6	28.054	83.0	24.050	135.2	1:43.241 (2)	84.84	0.063	12:48:09.894
8 -	33.393	99.4	17.808	135.2	27.905	80.0	24.072	133.6	1:43.178 (1)	84.90		12:49:53.072
9 -	33.719	88.4	18.085	129.3	28.662	83.1	24.128	133.9	1:44.594	83.75	1.416	12:51:37.666
10 -	33.743	96.0	18.192	130.3	28.247	79.7	24.125	135.2	1:44.307	83.98	1.129	12:53:21.973
11 -	33.884	95.0	17.966	135.5	28.337	78.2	24.071	135.8	1:44.258	84.02	1.080	12:55:06.231
12 -	33.539	102.9	17.893	132.3	28.370	80.8	23.918	136.1	1:43.720 (3)	84.45	0.542	12:56:49.951
13 -	33.486	96.4	17.889	132.1	29.111	77.7	24.157	135.0	1:44.643	83.71	1.465	12:58:34.594
14 -	33.717	96.2	17.898	133.9	28.729	76.1	24.261	133.1	1:44.605	83.74	1.427	13:00:19.199

Weather / Track : Rain / Wet

Brands Hatch GP

Circuit Length = 2.4332 miles

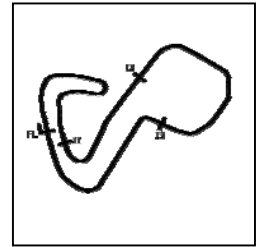
Start: 12:35 Flag 12:59 End: 13:01

MCRCB BULLETIN TK270

2019 Bennetts British Superbike Championship - Round 4

2019 Pirelli National Superstock 600 Championship with Black Horse

RACE 7 - SECTOR ANALYSIS



SECTOR 1 = FL to I1, SECTOR 2 = I1 to I2 SECTOR 3 = I2 to I3, SECTOR 4 = I3 to FL, DIFF = Difference To Personal Best Lap, P = Crossed Finish Line in Pit Lane, D = Time Disallowed

P7 26 Adam HARTGROVE		Yamaha - Adam Hartgrove Racing										
IDEAL LAP TIME : 1:43.434		BEST LAP TIME : 1:43.711				DIFFERENCE : 0.277						
LAP	SECTOR 1	SECTOR 2		SECTOR 3		SECTOR 4		LAP TIME	MPH	DIFF	TIME OF DAY	
1 -		94.9	18.504	134.4	28.208	77.0	24.740	132.3	1:49.692	79.85	5.981	12:37:36.918
2 -	35.178	89.8	18.911	124.2	28.899	76.1	24.402	136.1	1:47.390	81.57	3.679	12:39:24.308
3 -	33.613	97.3	17.941	134.4	27.956	78.1	24.201	136.6	1:43.711 (1)	84.46		12:41:08.019
4 -	35.720	91.1	18.231	130.5	28.261	74.8	24.468	136.3	1:46.680	82.11	2.969	12:42:54.699
5 -	33.856	92.6	18.217	131.3	27.858	78.3	24.305	133.4	1:44.236	84.03	0.525	12:44:38.935
6 -	33.672	96.1	17.953	136.1	28.236	75.5	24.498	134.7	1:44.359	83.93	0.648	12:46:23.294
7 -	33.930	94.2	17.968	131.0	27.900	76.4	24.286	135.5	1:44.084 (3)	84.16	0.373	12:48:07.378
8 -	33.622	94.9	17.904	132.3	27.724	76.6	24.631	135.5	1:43.881 (2)	84.32	0.170	12:49:51.259
9 -	34.929	92.8	18.340	127.0	28.104	77.4	24.384	134.4	1:45.757	82.82	2.046	12:51:37.016
10 -	33.795	94.3	18.279	132.8	28.035	77.7	24.193	135.0	1:44.302	83.98	0.591	12:53:21.318
11 -	33.921	92.6	18.052	133.9	28.342	76.0	24.230	136.1	1:44.545	83.79	0.834	12:55:05.863
12 -	33.846	96.6	18.406	128.5	28.491	78.3	24.316	135.8	1:45.059	83.38	1.348	12:56:50.922
13 -	34.444	93.0	18.202	130.3	28.459	73.5	25.216	132.8	1:46.321	82.39	2.610	12:58:37.243
14 -	34.281	93.9	18.276	133.6	28.391	75.7	25.498	128.5	1:46.446	82.29	2.735	13:00:23.689

P8 79 Storm STACEY		Kawasaki - STAUFF Quick Connect Superstock 600										
IDEAL LAP TIME : 1:44.780		BEST LAP TIME : 1:44.908				DIFFERENCE : 0.128						
LAP	SECTOR 1	SECTOR 2		SECTOR 3		SECTOR 4		LAP TIME	MPH	DIFF	TIME OF DAY	
1 -		91.5	18.556	132.3	29.231	70.4	25.140	135.5	1:53.528	77.16	8.620	12:37:40.754
2 -	35.265	96.8	18.156	133.6	29.058	72.8	24.889	137.2	1:47.368	81.58	2.460	12:39:28.122
3 -	34.538	97.5	18.256	133.9	28.701	72.0	24.868	137.5	1:46.363	82.35	1.455	12:41:14.485
4 -	34.675	98.8	18.015	140.1	28.941	74.0	24.961	135.5	1:46.592	82.18	1.684	12:43:01.077
5 -	34.505	96.8	18.209	139.8	28.652	78.1	24.756	134.7	1:46.122	82.54	1.214	12:44:47.199
6 -	34.243	99.1	18.252	140.6	28.760	76.0	24.981	134.7	1:46.236	82.45	1.328	12:46:33.435
7 -	34.955	93.8	18.514	135.8	28.307	77.6	24.779	135.2	1:46.555	82.20	1.647	12:48:19.990
8 -	34.294	101.8	18.177	137.7	28.565	74.3	24.837	135.2	1:45.873	82.73	0.965	12:50:05.863
9 -	34.586	102.6	18.025	142.4	28.941	75.8	25.083	135.8	1:46.635	82.14	1.727	12:51:52.498
10 -	34.415	97.8	18.197	136.9	28.582	76.9	24.768	134.4	1:45.962	82.66	1.054	12:53:38.460
11 -	34.277	97.9	18.178	135.0	28.429	74.1	24.707	135.2	1:45.591	82.96	0.683	12:55:24.051
12 -	34.392	99.7	18.151	136.9	28.302	76.0	24.610	135.0	1:45.455 (3)	83.06	0.547	12:57:09.506
13 -	34.121	100.9	18.058	139.2	28.304	77.0	24.556	136.1	1:45.039 (2)	83.39	0.131	12:58:54.545
14 -	34.125	102.1	17.952	136.6	28.151	77.4	24.680	135.0	1:44.908 (1)	83.50		13:00:39.453

P9 77 Brent HARRAN		Yamaha - Everquip Racing										
IDEAL LAP TIME : 1:43.718		BEST LAP TIME : 1:43.992				DIFFERENCE : 0.274						
LAP	SECTOR 1	SECTOR 2		SECTOR 3		SECTOR 4		LAP TIME	MPH	DIFF	TIME OF DAY	
1 -		89.7	18.603	123.5	29.463	72.0	25.040	126.8	1:56.358	75.28	12.366	12:37:43.584
2 -	35.386	94.3	18.186	124.0	29.171	73.2	24.860	133.4	1:47.603	81.40	3.611	12:39:31.187
3 -	35.006	90.8	18.698	125.4	29.044	76.9	24.596	133.6	1:47.344	81.60	3.352	12:41:18.531
4 -	34.765	90.4	18.396	126.3	28.653	75.4	24.664	132.8	1:46.478	82.26	2.486	12:43:05.009
5 -	34.865	93.4	18.158	126.3	28.600	78.5	24.644	132.8	1:46.267	82.43	2.275	12:44:51.276
6 -	34.219	92.6	18.111	129.5	28.271	73.9	24.616	132.3	1:45.217	83.25	1.225	12:46:36.493
7 -	34.378	95.3	18.274	128.3	28.597	73.9	24.672	133.1	1:45.921	82.70	1.929	12:48:22.414
8 -	34.941	94.3	18.472	127.8	28.902	72.0	24.925	130.0	1:47.240	81.68	3.248	12:50:09.654
9 -	35.311	94.3	18.416	124.9	29.182	75.8	24.449	132.6	1:47.358	81.59	3.366	12:51:57.012
10 -	34.185	94.7	18.301	124.5	28.809	76.6	24.289	132.8	1:45.584	82.96	1.592	12:53:42.596
11 -	34.249	99.1	18.681	127.5	28.005	79.4	24.081	133.4	1:45.016	83.41	1.024	12:55:27.612
12 -	34.522	91.0	18.297	128.8	27.894	77.4	24.137	132.6	1:44.850 (3)	83.54	0.858	12:57:12.462
13 -	33.898	94.7	17.947	130.3	27.939	79.7	24.232	134.4	1:44.016 (2)	84.21	0.024	12:58:56.478
14 -	33.796	95.0	18.151	135.5	27.951	79.7	24.094	133.1	1:43.992 (1)	84.23		13:00:40.470

Weather / Track : Rain / Wet

Brands Hatch GP

Circuit Length = 2.4332 miles

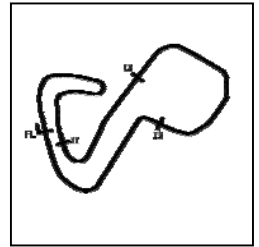
Start: 12:35 Flag 12:59 End: 13:01

MCRCB BULLETIN TK270

2019 Bennetts British Superbike Championship - Round 4

2019 Pirelli National Superstock 600 Championship with Black Horse

RACE 7 - SECTOR ANALYSIS



SECTOR 1 = FL to I1, SECTOR 2 = I1 to I2 SECTOR 3 = I2 to I3, SECTOR 4 = I3 to FL, DIFF = Difference To Personal Best Lap, P = Crossed Finish Line in Pit Lane, D = Time Disallowed

P10 14		Louis VALLELEY						Yamaha - R&R Racing				
IDEAL LAP TIME : 1:43.895		BEST LAP TIME : 1:44.096			DIFFERENCE : 0.201							
LAP	SECTOR 1	SECTOR 2		SECTOR 3		SECTOR 4		LAP TIME	MPH	DIFF	TIME OF DAY	
1 -		90.4	18.435	126.3	29.648	73.4	24.866	130.5	1:53.095	77.45	8.999	12:37:40.321
2 -	35.152	93.5	18.209	126.6	28.957	74.3	24.698	131.8	1:47.016	81.85	2.920	12:39:27.337
3 -	34.924	94.2	18.094	127.3	29.059	76.6	24.717	133.6	1:46.794	82.02	2.698	12:41:14.131
4 -	37.766	87.9	18.355	124.7	28.979	71.6	24.651	132.6	1:49.751	79.81	5.655	12:43:03.882
5 -	34.820	94.2	18.255	128.5	28.881	74.8	24.474	130.5	1:46.430	82.30	2.334	12:44:50.312
6 -	34.559	91.8	18.093	129.5	28.711	76.1	24.756	132.1	1:46.119	82.54	2.023	12:46:36.431
7 -	34.828	91.3	18.272	128.5	28.463	73.5	24.522	129.8	1:46.085	82.57	1.989	12:48:22.516
8 -	34.615	97.6	18.252	130.0	29.186	73.6	24.887	131.5	1:46.940	81.91	2.844	12:50:09.456
9 -	35.236	89.3	18.571	130.8	28.751	75.7	24.392	133.1	1:46.950	81.90	2.854	12:51:56.406
10 -	34.448	93.2	18.227	122.2	28.955	75.5	24.275	132.3	1:45.905	82.71	1.809	12:53:42.311
11 -	34.181	98.1	18.250	128.8	28.186	78.9	24.425	133.9	1:45.042 (3)	83.39	0.946	12:55:27.353
12 -	33.969	96.2	18.099	132.8	28.058	77.0	24.237	132.8	1:44.363 (2)	83.93	0.267	12:57:11.716
13 -	33.871	98.6	18.171	131.0	28.478	76.8	24.522	132.8	1:45.042 (3)	83.39	0.946	12:58:56.758
14 -	33.831	96.2	17.893	130.3	28.259	80.2	24.113	133.9	1:44.096 (1)	84.15		13:00:40.854

P11 34		Aaron SILVESTER						Yamaha - A & J Racing				
IDEAL LAP TIME : 1:44.843		BEST LAP TIME : 1:45.388			DIFFERENCE : 0.545							
LAP	SECTOR 1	SECTOR 2		SECTOR 3		SECTOR 4		LAP TIME	MPH	DIFF	TIME OF DAY	
1 -		87.1	18.816	127.3	29.150	69.8	25.261	134.2	1:54.909	76.23	9.521	12:37:42.135
2 -	34.971	89.1	18.877	125.9	29.497	68.8	24.783	135.5	1:48.128	81.01	2.740	12:39:30.263
3 -	34.938	90.9	18.547	128.3	29.240	70.1	24.977	135.0	1:47.702	81.33	2.314	12:41:17.965
4 -	34.770	84.8	18.759	132.3	28.582	71.0	24.674	133.6	1:46.785	82.03	1.397	12:43:04.750
5 -	34.497	88.8	18.606	130.0	28.760	74.6	25.049	134.4	1:46.912	81.93	1.524	12:44:51.662
6 -	34.338	89.0	18.593	128.5	28.492	72.1	24.594	133.4	1:46.017	82.62	0.629	12:46:37.679
7 -	34.362	86.0	18.585	130.5	28.367	72.1	24.281	134.4	1:45.595 (3)	82.95	0.207	12:48:23.274
8 -	34.178	92.1	18.628	128.3	28.935	72.6	24.800	134.7	1:46.541	82.22	1.153	12:50:09.815
9 -	35.465	83.7	18.976	129.5	28.944	69.9	24.840	134.4	1:48.225	80.94	2.837	12:51:58.040
10 -	34.568	87.4	18.848	123.1	29.876	71.0	25.016	133.1	1:48.308	80.87	2.920	12:53:46.348
11 -	34.447	88.4	18.592	127.8	28.954	69.7	24.648	134.2	1:46.641	82.14	1.253	12:55:32.989
12 -	33.995	90.3	18.366	131.3	28.588	70.5	24.588	134.2	1:45.537 (2)	83.00	0.149	12:57:18.526
13 -	34.017	90.8	18.334	131.0	28.771	71.5	24.726	133.4	1:45.848	82.75	0.460	12:59:04.374
14 -	34.195	97.2	18.200	130.8	28.663	73.2	24.330	134.2	1:45.388 (1)	83.11		13:00:49.762

P12 11		Sam LAFFINS						Kawasaki - Sam Laffins Racing				
IDEAL LAP TIME : 1:43.506		BEST LAP TIME : 1:43.903			DIFFERENCE : 0.397							
LAP	SECTOR 1	SECTOR 2		SECTOR 3		SECTOR 4		LAP TIME	MPH	DIFF	TIME OF DAY	
1 -		77.4	20.333	123.1	29.668	71.3	25.215	127.3	1:59.628	73.22	15.725	12:37:46.854
2 -	35.464	85.4	18.953	128.3	29.160	70.3	25.218	131.8	1:48.795	80.51	4.892	12:39:35.649
3 -	35.481	88.4	18.701	122.9	29.073	69.2	25.113	134.2	1:48.368	80.83	4.465	12:41:24.017
4 -	34.766	91.0	18.516	126.6	29.586	69.1	24.886	133.9	1:47.754	81.29	3.851	12:43:11.771
5 -	34.331	87.6	18.632	131.3	28.928	67.8	24.716	135.0	1:46.607	82.16	2.704	12:44:58.378
6 -	34.790	85.9	18.814	121.1	29.573	68.6	24.578	134.7	1:47.755	81.29	3.852	12:46:46.133
7 -	34.722	85.9	18.729	125.6	28.682	68.6	24.407	136.1	1:46.540	82.22	2.637	12:48:32.673
8 -	34.526	91.3	18.432	132.1	27.852	70.8	24.623	135.2	1:45.433	83.08	1.530	12:50:18.106
9 -	34.788	89.5	18.503	132.3	28.417	68.7	24.606	135.0	1:46.314	82.39	2.411	12:52:04.420
10 -	34.487	88.1	18.483	127.3	28.517	70.0	25.365	135.2	1:46.852	81.98	2.949	12:53:51.272
11 -	34.587	90.9	18.435	129.3	27.911	71.3	24.219	135.2	1:45.152 (3)	83.30	1.249	12:55:36.424
12 -	34.008	90.3	18.588	135.8	27.604	74.3	24.251	135.0	1:44.451 (2)	83.86	0.548	12:57:20.875
13 -	33.585	90.3	18.204	130.0	27.702	70.1	24.412	134.7	1:43.903 (1)	84.30		12:59:04.778
14 -	34.102	90.9	18.098	129.3	28.671	68.8	24.446	134.4	1:45.317	83.17	1.414	13:00:50.095

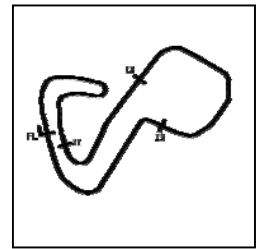
Weather / Track : Rain / Wet

Brands Hatch GP

Circuit Length = 2.4332 miles

Start: 12:35 Flag 12:59 End: 13:01

RACE 7 - SECTOR ANALYSIS



SECTOR 1 = FL to I1, SECTOR 2 = I1 to I2 SECTOR 3 = I2 to I3, SECTOR 4 = I3 to FL, DIFF = Difference To Personal Best Lap, P = Crossed Finish Line in Pit Lane, D = Time Disallowed

P13 66		Cameron FRASER					Yamaha - Jones Dorling Racing					
IDEAL LAP TIME : 1:44.932		BEST LAP TIME : 1:45.535					DIFFERENCE : 0.603					
LAP	SECTOR 1	SECTOR 2		SECTOR 3		SECTOR 4		LAP TIME	MPH	DIFF	TIME OF DAY	
1 -		93.8	18.792	126.1	29.236	75.2	24.879	132.8	1:53.994	76.84	8.459	12:37:41.220
2 -	35.182	96.8	18.606	125.6	29.068	76.4	24.928	135.0	1:47.784	81.27	2.249	12:39:29.004
3 -	34.572	91.6	18.581	127.0	29.533	76.6	24.911	135.5	1:47.597	81.41	2.062	12:41:16.601
4 -	34.578	94.5	18.530	123.3	28.936	77.7	24.410	135.8	1:46.454	82.28	0.919	12:43:03.055
5 -	34.377	93.3	18.632	123.5	29.196	76.0	24.747	135.0	1:46.952	81.90	1.417	12:44:50.007
6 -	34.263	93.2	18.291	127.3	28.866	77.5	24.733	135.0	1:46.153	82.52	0.618	12:46:36.160
7 -	34.249	91.8	18.551	128.8	28.599	77.5	24.753	135.0	1:46.152 (3)	82.52	0.617	12:48:22.312
8 -	34.359	97.9	18.544	128.0	29.229	78.3	25.040	134.4	1:47.172	81.73	1.637	12:50:09.484
9 -	35.044	93.4	18.592	125.6	29.848	75.8	24.973	135.2	1:48.457	80.76	2.922	12:51:57.941
10 -	34.400	93.5	19.021	123.8	29.717	74.1	25.158	134.4	1:48.296	80.88	2.761	12:53:46.237
11 -	34.318	95.5	18.459	126.1	29.077	76.4	24.795	135.2	1:46.649	82.13	1.114	12:55:32.886
12 -	33.734	99.7	18.231	129.5	28.804	76.5	24.766	135.0	1:45.535 (1)	83.00		12:57:18.421
13 -	33.813	98.6	18.189	127.0	29.001	76.2	24.978	134.7	1:45.981 (2)	82.65	0.446	12:59:04.402
14 -	34.604	92.5	18.473	128.5	29.020	77.7	24.835	134.4	1:46.932	81.91	1.397	13:00:51.334

P14 49		James ALDERSON					Triumph - R Alderson and Sons Racing					
IDEAL LAP TIME : 1:46.620		BEST LAP TIME : 1:47.114					DIFFERENCE : 0.494					
LAP	SECTOR 1	SECTOR 2		SECTOR 3		SECTOR 4		LAP TIME	MPH	DIFF	TIME OF DAY	
1 -		80.3	21.140	112.5	30.800	70.7	25.787	132.8	2:01.840	71.89	14.726	12:37:49.066
2 -	35.686	89.7	19.427	124.2	30.084	69.6	25.646	134.4	1:50.843	79.02	3.729	12:39:39.909
3 -	34.921	97.1	18.831	130.3	29.168	74.8	25.160	133.1	1:48.080	81.04	0.966	12:41:27.989
4 -	34.828	94.7	18.840	131.3	29.423	76.7	25.204	132.8	1:48.295	80.88	1.181	12:43:16.284
5 -	34.642	97.3	18.658	127.3	29.465	76.1	24.820	133.9	1:47.585	81.42	0.471	12:45:03.869
6 -	34.608	91.9	18.975	124.7	29.361	76.4	24.942	132.8	1:47.886	81.19	0.772	12:46:51.755
7 -	34.846	93.4	18.618	131.3	29.049	76.6	24.780	132.1	1:47.293 (2)	81.64	0.179	12:48:39.048
8 -	34.326	96.2	18.744	130.5	29.346	77.0	24.914	133.9	1:47.330 (3)	81.61	0.216	12:50:26.378
9 -	34.573	97.8	18.832	133.9	29.152	78.1	25.069	131.5	1:47.626	81.39	0.512	12:52:14.004
10 -	34.367	97.6	18.739	134.4	29.784	76.8	24.919	131.3	1:47.809	81.25	0.695	12:54:01.813
11 -	34.528	91.6	18.982	131.0	30.446	70.3	26.274	129.8	1:50.230	79.46	3.116	12:55:52.043
12 -	34.407	98.5	18.700	133.1	29.483	76.9	24.945	130.0	1:47.535	81.46	0.421	12:57:39.578
13 -	34.232	97.3	18.559	137.2	29.187	78.5	25.136	131.5	1:47.114 (1)	81.78		12:59:26.692
14 -	35.000	96.0	19.206	133.9	29.864	76.7	25.618	129.0	1:49.688	79.86	2.574	13:01:16.380

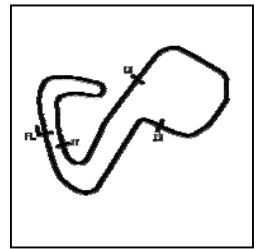
P15 58		Cameron LEE					Yamaha - Allied Motorsport					
IDEAL LAP TIME : 1:47.024		BEST LAP TIME : 1:47.782					DIFFERENCE : 0.758					
LAP	SECTOR 1	SECTOR 2		SECTOR 3		SECTOR 4		LAP TIME	MPH	DIFF	TIME OF DAY	
1 -		76.8	21.104	113.1	30.669	69.3	25.567	133.6	2:01.313	72.20	13.531	12:37:48.539
2 -	35.955	86.8	19.163	118.9	30.399	68.5	25.437	134.4	1:50.954	78.95	3.172	12:39:39.493
3 -	35.388	89.2	19.341	117.9	30.467	69.1	25.460	133.9	1:50.656	79.16	2.874	12:41:30.149
4 -	36.249	86.5	19.003	126.6	29.873	72.9	25.309	133.6	1:50.434	79.32	2.652	12:43:20.583
5 -	35.426	90.6	18.983	122.0	29.617	73.7	24.886	133.4	1:48.912	80.43	1.130	12:45:09.495
6 -	34.981	91.3	18.949	128.0	29.014	72.8	24.873	134.2	1:47.817 (2)	81.24	0.035	12:46:57.312
7 -	34.959	90.8	18.789	129.8	29.246	71.8	24.788	135.5	1:47.782 (1)	81.27		12:48:45.094
8 -	34.890	91.0	18.900	130.3	29.030	71.6	25.009	134.4	1:47.829 (3)	81.23	0.047	12:50:32.923
9 -	35.289	90.3	18.931	130.8	29.157	72.5	24.765	133.9	1:48.142	81.00	0.360	12:52:21.065
10 -	35.223	91.9	18.724	126.1	29.275	73.6	24.740	133.6	1:47.962	81.13	0.180	12:54:09.027
11 -	35.220	89.0	18.827	126.1	29.177	71.0	24.848	134.2	1:48.072	81.05	0.290	12:55:57.099
12 -	35.301	91.0	18.772	119.8	29.539	73.1	25.032	135.2	1:48.644	80.62	0.862	12:57:45.743
13 -	35.526	90.0	18.569	128.8	29.400	71.7	24.723	134.4	1:48.218	80.94	0.436	12:59:33.961
14 -	35.220	88.5	19.110	127.3	28.842	73.9	24.736	126.3	1:47.908	81.17	0.126	13:01:21.869

MCRCB BULLETIN TK270

2019 Bennetts British Superbike Championship - Round 4

2019 Pirelli National Superstock 600 Championship with Black Horse

RACE 7 - SECTOR ANALYSIS



SECTOR 1 = FL to I1, SECTOR 2 = I1 to I2 SECTOR 3 = I2 to I3, SECTOR 4 = I3 to FL, DIFF = Difference To Personal Best Lap, P = Crossed Finish Line in Pit Lane, D = Time Disallowed

P16 75		Charlie MORRIS						Yamaha - Ibbertson Motor Sport Racing – IMS				
IDEAL LAP TIME : 1:47.592		BEST LAP TIME : 1:47.880			DIFFERENCE : 0.288							
LAP	SECTOR 1	SECTOR 2		SECTOR 3		SECTOR 4		LAP TIME	MPH	DIFF	TIME OF DAY	
1 -		83.7	20.117	120.2	30.282	71.3	25.392	131.5	1:59.534	73.28	11.654	12:37:46.760
2 -	35.627	83.7	18.955	127.3	29.820	71.6	25.248	132.3	1:49.650	79.88	1.770	12:39:36.410
3 -	34.875	89.4	18.867	122.0	29.552	71.6	25.145	132.6	1:48.439 (3)	80.78	0.559	12:41:24.849
4 -	34.881	87.9	18.809	123.8	30.145	71.1	25.314	131.0	1:49.149	80.25	1.269	12:43:13.998
5 -	35.021	92.5	18.819	118.1	29.987	70.0	25.283	131.5	1:49.110	80.28	1.230	12:45:03.108
6 -	34.855	92.6	18.887	119.1	29.437	70.5	25.065	131.5	1:48.244 (2)	80.92	0.364	12:46:51.352
7 -	36.573	88.1	18.926	119.6	29.874	71.0	25.578	130.5	1:50.951	78.95	3.071	12:48:42.303
8 -	35.036	95.8	18.450	126.8	29.771	70.9	25.286	130.8	1:48.543	80.70	0.663	12:50:30.846
9 -	35.086	97.3	18.874	125.6	29.647	71.9	25.163	131.3	1:48.770	80.53	0.890	12:52:19.616
10 -	35.064	93.0	18.523	125.2	29.698	69.6	25.380	131.3	1:48.665	80.61	0.785	12:54:08.281
11 -	34.670	94.5	18.433	122.4	29.594	69.6	25.183	131.8	1:47.880 (1)	81.19		12:55:56.161
12 -	34.659	91.6	18.698	122.2	30.025	70.4	25.296	130.0	1:48.678	80.60	0.798	12:57:44.839
13 -	35.636	91.5	18.758	123.8	30.348	71.4	25.063	131.0	1:49.805	79.77	1.925	12:59:34.644
14 -	35.919	94.1	18.836	123.1	31.203	68.6	25.725	128.3	1:51.683	78.43	3.803	13:01:26.327

P17 44		Ewan POTTER						Yamaha - Jones Dorling Racing				
IDEAL LAP TIME : 1:50.163		BEST LAP TIME : 1:50.352			DIFFERENCE : 0.189							
LAP	SECTOR 1	SECTOR 2		SECTOR 3		SECTOR 4		LAP TIME	MPH	DIFF	TIME OF DAY	
1 -		78.7	20.470	118.3	32.032	67.7	26.489	135.0	2:03.786	70.76	13.434	12:37:51.012
2 -	36.102	91.0	19.148	127.5	31.694	63.6	26.792	132.1	1:53.736	77.01	3.384	12:39:44.748
3 -	36.762	91.9	18.866	126.3	31.611	66.9	26.292	134.2	1:53.531	77.15	3.179	12:41:38.279
4 -	36.818	92.3	18.918	132.1	32.191	66.1	26.466	132.1	1:54.393	76.57	4.041	12:43:32.672
5 -	36.552	87.6	18.824	126.3	31.587	68.8	25.852	135.0	1:52.815	77.64	2.463	12:45:25.487
6 -	35.883	95.1	18.543	127.8	31.125	68.9	25.932	132.8	1:51.483	78.57	1.131	12:47:16.970
7 -	36.121	91.4	18.708	124.2	31.047	65.7	25.872	134.2	1:51.748	78.38	1.396	12:49:08.718
8 -	36.123	91.0	18.712	125.9	31.043	67.0	25.841	132.1	1:51.719	78.40	1.367	12:51:00.437
9 -	36.611	89.8	18.939	126.1	31.093	69.3	25.846	133.6	1:52.489	77.87	2.137	12:52:52.926
10 -	35.631	91.6	18.663	128.0	31.147	70.1	25.809	134.2	1:51.250 (3)	78.74	0.898	12:54:44.176
11 -	37.189	95.3	18.474	127.3	30.753	70.1	25.823	134.4	1:52.239	78.04	1.887	12:56:36.415
12 -	35.854	94.7	18.479	127.3	31.072	70.9	25.835	133.9	1:51.240 (2)	78.74	0.888	12:58:27.655
13 -	35.586	92.3	18.572	130.5	30.844	69.9	25.350	132.6	1:50.352 (1)	79.38		13:00:18.007

P18 85		Jordan McCORD						Yamaha - AJM Sales Ltd/Reid Engineering				
IDEAL LAP TIME : 1:50.324		BEST LAP TIME : 1:50.821			DIFFERENCE : 0.497							
LAP	SECTOR 1	SECTOR 2		SECTOR 3		SECTOR 4		LAP TIME	MPH	DIFF	TIME OF DAY	
1 -		76.7	21.157	109.2	31.084	66.1	26.694	124.7	2:04.227	70.51	13.406	12:37:51.453
2 -	36.044	86.7	19.537	120.9	31.139	62.9	26.203	126.1	1:52.923	77.57	2.102	12:39:44.376
3 -	35.674	86.1	19.452	122.4	30.139	74.3	25.869	124.7	1:51.134 (3)	78.82	0.313	12:41:35.510
4 -	36.430	82.9	19.503	119.4	30.285	72.9	26.254	126.1	1:52.472	77.88	1.651	12:43:27.982
5 -	36.540	84.3	19.833	120.4	30.405	73.1	26.262	122.9	1:53.040	77.49	2.219	12:45:21.022
6 -	36.730	86.1	19.815	118.7	30.669	72.9	26.234	124.5	1:53.448	77.21	2.627	12:47:14.470
7 -	36.332	85.7	19.880	118.5	30.500	72.9	26.244	124.5	1:52.956	77.55	2.135	12:49:07.426
8 -	35.464	90.5	19.622	117.9	30.670	74.3	26.456	122.2	1:52.212	78.06	1.391	12:50:59.638
9 -	36.719	88.5	19.715	118.1	31.242	65.9	26.198	124.2	1:53.874	76.92	3.053	12:52:53.512
10 -	35.614	88.8	19.458	121.7	29.998	66.8	25.989	128.5	1:51.059 (2)	78.87	0.238	12:54:44.571
11 -	37.443	87.2	19.340	121.7	29.967	72.3	25.983	126.8	1:52.733	77.70	1.912	12:56:37.304
12 -	35.470	90.8	19.385	119.6	30.381	71.0	26.121	126.3	1:51.357	78.66	0.536	12:58:28.661
13 -	35.320	89.8	19.168	124.7	30.226	71.7	26.107	122.2	1:50.821 (1)	79.04		13:00:19.482

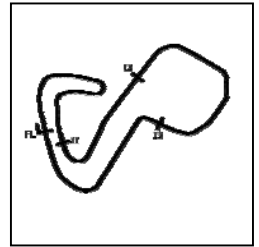
Weather / Track : Rain / Wet

Brands Hatch GP
Circuit Length = 2.4332 miles
Start: 12:35 Flag 12:59 End: 13:01

2019 Bennetts British Superbike Championship - Round 4

2019 Pirelli National Superstock 600 Championship with Black Horse

RACE 7 - SECTOR ANALYSIS



SECTOR 1 = FL to I1, SECTOR 2 = I1 to I2 SECTOR 3 = I2 to I3, SECTOR 4 = I3 to FL, DIFF = Difference To Personal Best Lap, P = Crossed Finish Line in Pit Lane, D = Time Disallowed

P19 88		Michael LARGE-TAYLOR				Yamaha - Large-Taylor Racing						
IDEAL LAP TIME : 1:51.243		BEST LAP TIME : 1:52.046				DIFFERENCE : 0.803						
LAP	SECTOR 1	SECTOR 2		SECTOR 3		SECTOR 4		LAP TIME	MPH	DIFF	TIME OF DAY	
1 -		77.4	20.430	107.0	31.846	70.1	25.896	126.8	2:05.685	69.69	13.639	12:37:52.911
2 -	37.633	83.0	19.587	116.7	31.178	65.7	26.033	130.0	1:54.431	76.55	2.385	12:39:47.342
3 -	36.450	89.9	19.256	113.5	31.428	65.0	26.523	128.3	1:53.657	77.07	1.611	12:41:40.999
4 -	37.063	81.1	19.431	117.3	30.847	68.6	26.689	129.5	1:54.030	76.82	1.984	12:43:35.029
5 -	37.351	90.3	19.335	118.9	30.878	68.9	26.221	130.5	1:53.785	76.98	1.739	12:45:28.814
6 -	36.201	87.3	19.151	127.5	30.685	69.5	26.426	130.3	1:52.463 (3)	77.89	0.417	12:47:21.277
7 -	36.339	86.5	19.384	120.4	30.526	66.5	26.158	130.8	1:52.407 (2)	77.92	0.361	12:49:13.684
8 -	36.309	91.0	19.172	122.6	31.075	67.2	25.992	130.8	1:52.548	77.83	0.502	12:51:06.232
9 -	36.793	87.6	19.433	121.1	30.627	69.1	26.190	130.0	1:53.043	77.49	0.997	12:52:59.275
10 -	36.842	89.7	19.833	113.3	31.301	68.0	25.813	131.0	1:53.789	76.98	1.743	12:54:53.064
11 -	36.570	89.9	18.838	118.9	30.835	67.9	25.803	131.5	1:52.046 (1)	78.18		12:56:45.110
12 -	36.076	87.6	19.179	124.7	31.106	68.0	26.479	127.0	1:52.840	77.63	0.794	12:58:37.950
13 -	37.116	81.9	19.461	116.9	32.411	65.3	26.798	125.6	1:55.786	75.65	3.740	13:00:33.736

P20 71		Nathan DRURY				Kawasaki - Dragon Racing						
IDEAL LAP TIME : 1:55.554		BEST LAP TIME : 1:56.335				DIFFERENCE : 0.781						
LAP	SECTOR 1	SECTOR 2		SECTOR 3		SECTOR 4		LAP TIME	MPH	DIFF	TIME OF DAY	
1 -		75.9	20.953	104.6	31.450	64.3	26.870	121.1	2:05.267	69.92	8.932	12:37:52.493
2 -	37.924	83.7	19.850	107.2	31.815	63.9	26.746	124.7	1:56.335 (1)	75.29		12:39:48.828
3 -	37.724	88.4	19.818	106.6	32.087	63.4	27.140	122.0	1:56.769 (3)	75.01	0.434	12:41:45.597
4 -	39.552	72.7	21.018	104.3	33.007	62.8	27.564	122.9	2:01.141	72.31	4.806	12:43:46.738
5 -	38.648	78.6	20.852	99.4	32.871	64.4	27.015	122.9	1:59.386	73.37	3.051	12:45:46.124
6 -	38.200	83.4	20.089	102.1	33.098	65.6	28.592	115.5	1:59.979	73.01	3.644	12:47:46.103
7 -	38.547	85.1	20.599	105.5	34.060	62.1	28.154	116.5	2:01.360	72.18	5.025	12:49:47.463
8 -	39.219	75.5	20.818	105.5	33.443	60.5	28.092	116.5	2:01.572	72.05	5.237	12:51:49.035
9 -	39.338	82.0	20.423	107.5	33.139	61.3	28.300	117.9	2:01.200	72.27	4.865	12:53:50.235
10 -	39.271	82.6	21.067	102.7	34.189	56.7	28.087	123.1	2:02.614	71.44	6.279	12:55:52.849
11 -	38.143	83.3	20.281	104.0	31.917	62.3	27.002	125.2	1:57.343	74.65	1.008	12:57:50.192
12 -	37.960	77.0	20.563	107.8	31.266	65.7	27.196	123.3	1:56.985	74.88	0.650	12:59:47.177
13 -	37.883	84.6	19.878	118.1	31.625	66.3	26.977	123.1	1:56.363 (2)	75.28	0.028	13:01:43.540

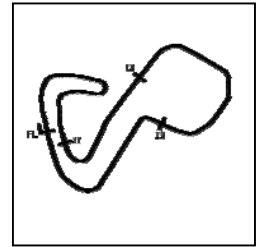
P21 69		Jamie LE MASURIER				Triumph - Pipework Solutions Racing						
IDEAL LAP TIME : 1:57.001		BEST LAP TIME : 1:57.463				DIFFERENCE : 0.462						
LAP	SECTOR 1	SECTOR 2		SECTOR 3		SECTOR 4		LAP TIME	MPH	DIFF	TIME OF DAY	
1 -		74.7	21.235	102.1	32.935	65.8	27.670	125.2	2:08.371	68.23	10.908	12:37:55.597
2 -	37.508	81.8	20.048	107.2	32.991	62.5	27.977	122.4	1:58.524 (3)	73.90	1.061	12:39:54.121
3 -	38.413	81.1	20.477	107.0	33.135	64.0	27.755	123.1	1:59.780	73.13	2.317	12:41:53.901
4 -	38.587	80.4	20.739	109.2	32.979	66.1	27.989	122.4	2:00.294	72.82	2.831	12:43:54.195
5 -	37.547	83.9	20.335	113.3	32.448	66.1	27.763	122.6	1:58.093 (2)	74.17	0.630	12:45:52.288
6 -	37.677	82.4	20.752	107.0	33.475	63.3	28.367	120.2	2:00.271	72.83	2.808	12:47:52.559
7 -	38.206	76.7	21.817	111.6	32.418	65.9	28.435	118.9	2:00.876	72.46	3.413	12:49:53.435
8 -	38.289	79.8	20.814	112.2	32.923	66.2	27.927	121.3	1:59.953	73.02	2.490	12:51:53.388
9 -	37.561	85.2	21.057	111.6	32.447	64.4	27.766	119.6	1:58.831	73.71	1.368	12:53:52.219
10 -	37.743	79.2	20.889	102.6	33.722	61.0	27.587	122.2	1:59.941	73.03	2.478	12:55:52.160
11 -	36.978	83.0	20.510	111.4	32.398	63.0	27.577	122.4	1:57.463 (1)	74.57		12:57:49.623
12 -	38.311	82.2	20.529	115.5	32.844	63.0	27.610	119.1	1:59.294	73.43	1.831	12:59:48.917
13 -	38.222	80.9	20.692	113.1	32.787	64.5	28.533	110.9	2:00.234	72.85	2.771	13:01:49.151

MCRCB BULLETIN TK270

2019 Bennetts British Superbike Championship - Round 4

2019 Pirelli National Superstock 600 Championship with Black Horse

RACE 7 - SECTOR ANALYSIS



SECTOR 1 = FL to I1, SECTOR 2 = I1 to I2 SECTOR 3 = I2 to I3, SECTOR 4 = I3 to FL, DIFF = Difference To Personal Best Lap, P = Crossed Finish Line in Pit Lane, D = Time Disallowed

P22 32		Mark PIPER				Yamaha - Pied Piper Racing						
IDEAL LAP TIME : 1:45.371		BEST LAP TIME : 1:45.950				DIFFERENCE : 0.579						
LAP	SECTOR 1	SECTOR 2		SECTOR 3		SECTOR 4		LAP TIME	MPH	DIFF	TIME OF DAY	
1 -		76.9	20.476	117.1	30.869	67.9	25.469	134.7	2:01.911	71.85	15.961	12:37:49.137
2 -	34.874	86.3	18.580	127.5	29.185	67.5	24.849	136.1	1:47.488	81.49	1.538	12:39:36.625
3 -	34.900	89.2	18.700	125.2	29.869	72.3	24.862	136.6	1:48.331	80.86	2.381	12:41:24.956
4 -	34.030	89.8	18.328	132.3	29.178	68.6	24.941	134.2	1:46.477	82.26	0.527	12:43:11.433
5 -	34.134	95.8	18.244	126.8	29.304	71.3	24.558	135.2	1:46.240	82.45	0.290	12:44:57.673
6 -	35.189	83.2	18.791	127.5	29.586	72.4	24.785	134.7	1:48.351	80.84	2.401	12:46:46.024
7 -	34.249	90.1	18.704	128.0	29.029	72.5	24.634	133.9	1:46.616	82.16	0.666	12:48:32.640
8 -	34.796	94.1	18.644	124.7	29.147	73.3	24.781	132.8	1:47.368	81.58	1.418	12:50:20.008
9 -	34.086	96.1	18.410	129.8	29.037	72.3	24.568	134.7	1:46.101	82.56	0.151	12:52:06.109
10 -	33.793	92.0	18.311	126.1	29.140	74.9	24.771	131.0	1:46.015 (3)	82.62	0.065	12:53:52.124
11 -	35.054	93.8	18.323	128.8	28.847	74.3	24.763	132.3	1:46.987	81.87	1.037	12:55:39.111
12 -	33.865	97.2	18.416	129.8	29.066	74.6	24.663	132.8	1:46.010 (2)	82.63	0.060	12:57:25.121
13 -	33.722	96.2	18.246	127.5	29.062	74.7	24.920	132.3	1:45.950 (1)	82.67		12:59:11.071

P23 99		Ben LUXTON				Kawasaki - JR Performance Racing						
IDEAL LAP TIME : 1:41.922		BEST LAP TIME : 1:42.023				DIFFERENCE : 0.101						
LAP	SECTOR 1	SECTOR 2		SECTOR 3		SECTOR 4		LAP TIME	MPH	DIFF	TIME OF DAY	
1 -		96.6	18.294	131.0	28.851	73.9	24.087	136.6	1:50.437	79.31	8.414	12:37:37.663
2 -	34.343	94.2	18.076	131.3	28.261	76.4	23.961	137.7	1:44.641	83.71	2.618	12:39:22.304
3 -	34.097	95.3	18.061	134.2	27.878	78.5	24.045	137.2	1:44.081	84.16	2.058	12:41:06.385
4 -	34.072	96.0	18.157	131.8	28.030	77.4	23.853	135.5	1:44.112	84.13	2.089	12:42:50.497
5 -	33.576	94.3	18.081	127.5	28.078	76.3	23.845	135.2	1:43.580	84.57	1.557	12:44:34.077
6 -	33.086	97.6	17.954	133.4	27.728	78.8	23.782	135.0	1:42.550 (3)	85.42	0.527	12:46:16.627
7 -	33.196	98.2	17.779	132.1	27.497	79.3	23.628	136.9	1:42.100 (2)	85.79	0.077	12:47:58.727
8 -	33.103	93.8	17.863	130.8	27.489	80.4	23.568	135.5	1:42.023 (1)	85.86		12:49:40.750

P24 28		Shane RICHARDSON				Kawasaki - Astro-JJR Racing						
IDEAL LAP TIME : 1:42.427		BEST LAP TIME : 1:42.875				DIFFERENCE : 0.448						
LAP	SECTOR 1	SECTOR 2		SECTOR 3		SECTOR 4		LAP TIME	MPH	DIFF	TIME OF DAY	
1 -		94.3	18.414	130.3	28.081	76.9	24.718	132.8	1:49.814	79.76	6.939	12:37:37.040
2 -	33.679	101.8	17.825	135.0	27.896	81.1	24.204	134.4	1:43.604	84.55	0.729	12:39:20.644
3 -	34.032	96.0	17.985	126.6	28.579	73.3	24.593	135.5	1:45.189	83.27	2.314	12:41:05.833
4 -	34.603	99.7	17.991	132.8	27.908	78.0	23.999	136.6	1:44.501	83.82	1.626	12:42:50.334
5 -	33.446	98.8	18.314	125.4	27.973	80.4	24.503	133.6	1:44.236	84.03	1.361	12:44:34.570
6 -	33.526	98.5	18.154	129.5	27.901	80.8	23.749	135.2	1:43.330 (2)	84.77	0.455	12:46:17.900
7 -	33.145	96.9	18.064	131.8	27.708	81.8	23.958	135.8	1:42.875 (1)	85.15		12:48:00.775
8 -	33.161	98.6	18.004	130.5	27.942	74.5	24.412	135.2	1:43.519 (3)	84.62	0.644	12:49:44.294

P25 18		Connor THOMSON				Yamaha - Cegra/Seton Tuning/33kV						
IDEAL LAP TIME : 1:43.722		BEST LAP TIME : 1:43.819				DIFFERENCE : 0.097						
LAP	SECTOR 1	SECTOR 2		SECTOR 3		SECTOR 4		LAP TIME	MPH	DIFF	TIME OF DAY	
1 -		86.3	18.977	129.3	29.324	72.2	24.936	133.6	1:55.200	76.04	11.381	12:37:42.426
2 -	34.768	89.8	18.882	129.8	29.618	69.6	24.922	135.8	1:48.190	80.96	4.371	12:39:30.616
3 -	34.285	95.5	18.271	128.8	28.937	73.3	24.756	134.2	1:46.249 (2)	82.44	2.430	12:41:16.865
4 -	34.431	93.9	18.658	128.3	29.010	73.1	24.422	134.2	1:46.521 (3)	82.23	2.702	12:43:03.386
5 -	34.178	92.4	18.665	127.0	29.081	74.9	24.830	131.8	1:46.754	82.05	2.935	12:44:50.140
6 -	33.010	93.7	18.368	132.3	28.074	75.5	24.367	132.6	1:43.819 (1)	84.37		12:46:33.959

P26 5		Kevin KEYES				Kawasaki - G&S Racing						
IDEAL LAP TIME : 1:43.767		BEST LAP TIME : 1:43.884				DIFFERENCE : 0.117						
LAP	SECTOR 1	SECTOR 2		SECTOR 3		SECTOR 4		LAP TIME	MPH	DIFF	TIME OF DAY	
1 -		93.5	18.506	128.3	28.627	77.6	24.298	137.5	1:51.157	78.80	7.273	12:37:38.383
2 -	33.997	98.1	18.271	132.3	28.216	78.8	24.034	137.5	1:44.518 (3)	83.81	0.634	12:39:22.901
3 -	33.770	101.6	18.131	135.0	28.151	81.4	23.832	136.9	1:43.884 (1)	84.32		12:41:06.785
4 -	33.796	98.8	18.652	133.1	28.034	78.9	23.911	135.8	1:44.393 (2)	83.91	0.509	12:42:51.178

Weather / Track : Rain / Wet

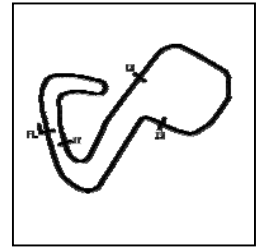
Brands Hatch GP
 Circuit Length = 2.4332 miles
 Start: 12:35 Flag 12:59 End: 13:01

MCRCB BULLETIN TK270

2019 Bennetts British Superbike Championship - Round 4

2019 Pirelli National Superstock 600 Championship with Black Horse

RACE 7 - SECTOR ANALYSIS



SECTOR 1 = FL to I1, SECTOR 2 = I1 to I2 SECTOR 3 = I2 to I3, SECTOR 4 = I3 to FL, DIFF = Difference To Personal Best Lap, P = Crossed Finish Line in Pit Lane, D = Time Disallowed

P27 15		Simon REID				Yamaha - Simon Reid Racing						
IDEAL LAP TIME : 1:45.741		BEST LAP TIME : 1:46.063				DIFFERENCE : 0.322						
LAP	SECTOR 1	SECTOR 2		SECTOR 3		SECTOR 4		LAP TIME	MPH	DIFF	TIME OF DAY	
1 -		83.6	18.877	123.5	28.709	74.5	24.867	134.2	1:54.712	76.36	8.649	12:37:41.938
2 -	34.439	91.8	18.665	127.8	29.010	80.7	24.669	134.7	1:46.783 (2)	82.03	0.720	12:39:28.721
3 -	34.426	92.3	18.184	126.1	28.462	74.5	24.991	133.4	1:46.063 (1)	82.59		12:41:14.784

P28 89		Taylor MORETON				Yamaha - Lloyd & Jones Parweld						
IDEAL LAP TIME : 1:46.425		BEST LAP TIME : 1:47.256				DIFFERENCE : 0.831						
LAP	SECTOR 1	SECTOR 2		SECTOR 3		SECTOR 4		LAP TIME	MPH	DIFF	TIME OF DAY	
1 -		89.4	19.006	123.8	29.363	71.8	24.704	136.1	1:54.105	76.77	6.849	12:37:41.331
2 -	35.749	92.0	18.515	124.5	29.625	71.3	24.572	136.3	1:48.461 (2)	80.76	1.205	12:39:29.792
3 -	35.120	95.8	18.350	129.0	29.450	72.2	24.336	138.0	1:47.256 (1)	81.67		12:41:17.048

P29 6		Conor WHEELER				Yamaha - www.connorwheeler.co.uk						
IDEAL LAP TIME : 1:48.895		BEST LAP TIME : 1:49.388				DIFFERENCE : 0.493						
LAP	SECTOR 1	SECTOR 2		SECTOR 3		SECTOR 4		LAP TIME	MPH	DIFF	TIME OF DAY	
1 -		78.8	20.893	117.3	29.983	69.3	24.831	133.6	1:59.886	73.06	10.498	12:37:47.112
2 -	35.418	84.4	19.332	122.2	29.711	68.8	24.927	133.4	1:49.388 (1)	80.08		12:39:36.500

P30 42		Sam HOLME				Yamaha - HIA/Optimum Bikes Racing						
IDEAL LAP TIME :		BEST LAP TIME :				DIFFERENCE :						
LAP	SECTOR 1	SECTOR 2		SECTOR 3		SECTOR 4		LAP TIME	MPH	DIFF	TIME OF DAY	
1 -		85.1	25.031	116.7	29.995	67.3	25.328	129.5	2:03.938	70.67		12:37:51.164

Weather / Track : Rain / Wet

Brands Hatch GP
 Circuit Length = 2.4332 miles
 Start: 12:35 Flag 12:59 End: 13:01

MCRCB BULLETIN TK271

2019 Bennetts British Superbike Championship - Round 4

2019 Pirelli National Superstock 600 Championship with Black Horse

RACE 7 - BEST SECTORS

SECTOR 1				SECTOR 2				SECTOR 3				SECTOR 4				IDEAL / BEST COMPARISON		
POS	NO	NAME	TIME	NO	NAME	TIME	NO	NAME	TIME	NO	NAME	TIME	NO	NAME	IDEAL	BEST	DIFF	
															PERFECT LAP 1:40.566			
1	22	McGLINC	32.631	57	McGREEV	17.416	4	IRWIN	27.010	57	McGREEV	23.509	1	57	McGREEVY	1:40.899	1:41.036	0.137
2	57	McGREEV	32.634	22	McGLINC	17.594	22	McGLINC	27.091	99	LUXTON	23.568	2	22	McGLINCHEY	1:40.903	1:41.198	0.295
3	4	IRWIN	32.954	9	CLIFFOR	17.757	57	McGREEV	27.340	22	McGLINC	23.587	3	4	IRWIN	1:41.639	1:41.716	0.077
4	18	THOMSON	33.010	99	LUXTON	17.779	99	LUXTON	27.489	28	RICHARD	23.749	4	99	LUXTON	1:41.922	1:42.023	0.101
5	99	LUXTON	33.086	2	TOMS	17.808	7	DELVES	27.557	4	IRWIN	23.810	5	28	RICHARDSON	1:42.427	1:42.875	0.448
6	28	RICHARD	33.145	28	RICHARD	17.825	11	LAFFINS	27.604	5	KEYES	23.832	6	2	TOMS	1:42.830	1:43.178	0.348
7	2	TOMS	33.199	4	IRWIN	17.865	28	RICHARD	27.708	2	TOMS	23.918	7	7	DELVES	1:42.890	1:43.241	0.351
8	9	CLIFFOR	33.371	14	VALLELE	17.893	26	HARTGRO	27.724	9	CLIFFOR	23.930	8	9	CLIFFORD	1:43.110	1:43.969	0.859
9	7	DELVES	33.381	26	HARTGRO	17.904	77	HARRAN	27.894	7	DELVES	24.027	9	26	HARTGROVE	1:43.434	1:43.711	0.277
10	11	LAFFINS	33.585	7	DELVES	17.925	2	TOMS	27.905	77	HARRAN	24.081	10	11	LAFFINS	1:43.506	1:43.903	0.397
11	26	HARTGRO	33.613	77	HARRAN	17.947	5	KEYES	28.034	14	VALLELE	24.113	11	77	HARRAN	1:43.718	1:43.992	0.274
12	32	PIPER	33.722	79	STACEY	17.952	9	CLIFFOR	28.052	26	HARTGRO	24.193	12	18	THOMSON	1:43.722	1:43.819	0.097
13	66	FRASER	33.734	11	LAFFINS	18.098	14	VALLELE	28.058	11	LAFFINS	24.219	13	5	KEYES	1:43.767	1:43.884	0.117
14	5	KEYES	33.770	5	KEYES	18.131	18	THOMSON	28.074	34	SILVEST	24.281	14	14	VALLELEY	1:43.895	1:44.096	0.201
15	77	HARRAN	33.796	15	REID	18.184	79	STACEY	28.151	89	MORETON	24.336	15	79	STACEY	1:44.780	1:44.908	0.128
16	14	VALLELE	33.831	66	FRASER	18.189	34	SILVEST	28.367	18	THOMSON	24.367	16	34	SILVESTER	1:44.843	1:45.388	0.545
17	34	SILVEST	33.995	34	SILVEST	18.200	15	REID	28.462	66	FRASER	24.410	17	66	FRASER	1:44.932	1:45.535	0.603
18	79	STACEY	34.121	32	PIPER	18.244	66	FRASER	28.599	79	STACEY	24.556	18	32	PIPER	1:45.371	1:45.950	0.579
19	49	ALDERSO	34.232	18	THOMSON	18.271	89	MORETON	28.619	32	PIPER	24.558	19	15	REID	1:45.741	1:46.063	0.322
20	15	REID	34.426	89	MORETON	18.350	58	LEE	28.842	15	REID	24.669	20	89	MORETON	1:46.425	1:47.256	0.831
21	75	MORRIS	34.659	75	MORRIS	18.433	32	PIPER	28.847	58	LEE	24.723	21	49	ALDERSON	1:46.620	1:47.114	0.494
22	58	LEE	34.890	44	POTTER	18.474	49	ALDERSO	29.049	49	ALDERSO	24.780	22	58	LEE	1:47.024	1:47.782	0.758
23	89	MORETON	35.120	49	ALDERSO	18.559	75	MORRIS	29.437	6	WHEELER	24.831	23	75	MORRIS	1:47.592	1:47.880	0.288
24	85	McCORD	35.320	58	LEE	18.569	6	WHEELER	29.674	75	MORRIS	25.063	24	6	WHEELER	1:48.895	1:49.388	0.493
25	6	WHEELER	35.418	88	LARGE-T	18.838	85	McCORD	29.967	42	HOLME	25.328	25	44	POTTER	1:50.163	1:50.352	0.189
26	44	POTTER	35.586	6	WHEELER	18.972	42	HOLME	29.995	44	POTTER	25.350	26	85	McCORD	1:50.324	1:50.821	0.497
27	88	LARGE-T	36.076	85	McCORD	19.168	88	LARGE-T	30.526	88	LARGE-T	25.803	27	88	LARGE-TAYLOR	1:51.243	1:52.046	0.803
28	69	LE MASU	36.978	71	DRURY	19.818	44	POTTER	30.753	85	McCORD	25.869	28	71	DRURY	1:55.554	1:56.335	0.781
29	71	DRURY	37.724	69	LE MASU	20.048	71	DRURY	31.266	71	DRURY	26.746	29	69	LE MASURIER	1:57.001	1:57.463	0.462
30				42	HOLME	25.031	69	LE MASU	32.398	69	LE MASU	27.577	30	42	HOLME			
31																		
32																		

Weather / Track : Rain / Wet

Results can be found at www.tsl-timing.com

Brands Hatch GP

Circuit Length = 2.4332 miles

Start: 12:35 Flag 12:59 End: 13:01

Printed - 13:05 Sunday, 16 June 2019

MCRCB BULLETIN TK272**2019 Bennetts British Superbike Championship - Round 4****2019 Pirelli National Superstock 600 Championship with Black Horse****RACE 7 - BEST SPEEDS**

POS	INTERMEDIATE 1			INTERMEDIATE 2			INTERMEDIATE 3			FINISH LINE		
	NO	NAME	MPH	NO	NAME	MPH	NO	NAME	MPH	NO	NAME	MPH
1	22	McGLINCHEY	107.8	79	STACEY	142.4	22	McGLINCHEY	84.9	22	McGLINCHEY	140.3
2	57	McGREEVY	103.4	22	McGLINCHEY	142.1	57	McGREEVY	83.6	57	McGREEVY	138.6
3	2	TOMS	103.2	4	IRWIN	138.9	2	TOMS	83.1	9	CLIFFORD	138.6
4	79	STACEY	102.6	57	McGREEVY	137.7	4	IRWIN	82.3	89	MORETON	138.0
5	4	IRWIN	101.9	7	DELVES	137.5	28	RICHARDSON	81.8	99	LUXTON	137.7
6	28	RICHARDSON	101.8	49	ALDERSON	137.2	9	CLIFFORD	81.7	4	IRWIN	137.5
7	5	KEYES	101.6	26	HARTGROVE	136.1	5	KEYES	81.4	7	DELVES	137.5
8	66	FRASER	99.7	11	LAFFINS	135.8	15	REID	80.7	79	STACEY	137.5
9	9	CLIFFORD	99.1	2	TOMS	135.5	99	LUXTON	80.4	5	KEYES	137.5
10	77	HARRAN	99.1	77	HARRAN	135.5	14	VALLELEY	80.2	2	TOMS	136.9
11	14	VALLELEY	98.6	28	RICHARDSON	135.0	77	HARRAN	79.7	26	HARTGROVE	136.6
12	49	ALDERSON	98.5	5	KEYES	135.0	49	ALDERSON	78.5	32	PIPER	136.6
13	99	LUXTON	98.2	99	LUXTON	134.2	66	FRASER	78.3	28	RICHARDSON	136.6
14	7	DELVES	97.8	14	VALLELEY	132.8	26	HARTGROVE	78.3	11	LAFFINS	136.1
15	26	HARTGROVE	97.3	34	SILVESTER	132.3	79	STACEY	78.1	66	FRASER	135.8
16	75	MORRIS	97.3	32	PIPER	132.3	7	DELVES	77.5	18	THOMSON	135.8
17	34	SILVESTER	97.2	18	THOMSON	132.3	18	THOMSON	75.5	34	SILVESTER	135.5
18	32	PIPER	97.2	89	MORETON	132.3	32	PIPER	74.9	58	LEE	135.5
19	89	MORETON	95.8	44	POTTER	132.1	34	SILVESTER	74.6	44	POTTER	135.0
20	18	THOMSON	95.5	9	CLIFFORD	131.3	85	McCORD	74.3	15	REID	134.7
21	44	POTTER	95.3	58	LEE	130.8	11	LAFFINS	74.3	77	HARRAN	134.4
22	15	REID	92.3	66	FRASER	129.5	58	LEE	73.9	49	ALDERSON	134.4
23	58	LEE	91.9	15	REID	127.8	89	MORETON	72.5	14	VALLELEY	133.9
24	11	LAFFINS	91.3	88	LARGE-TAYLOR	127.5	75	MORRIS	71.9	6	WHEELER	133.6
25	88	LARGE-TAYLOR	91.0	75	MORRIS	127.3	44	POTTER	70.9	75	MORRIS	132.6
26	85	McCORD	90.8	85	McCORD	124.7	88	LARGE-TAYLOR	70.1	88	LARGE-TAYLOR	131.5
27	71	DRURY	88.4	6	WHEELER	122.2	6	WHEELER	69.3	42	HOLME	129.5
28	21	BROOKS	87.3	71	DRURY	118.1	42	HOLME	67.3	85	McCORD	128.5
29	69	LE MASURIER	85.2	42	HOLME	116.7	71	DRURY	66.3	71	DRURY	125.2
30	42	HOLME	85.1	69	LE MASURIER	115.5	69	LE MASURIER	66.2	69	LE MASURIER	125.2
31	6	WHEELER	84.9									
32												

Weather / Track : Rain / Wet

Results can be found at www.tsl-timing.com

Brands Hatch GP

Circuit Length = 2.4332 miles

Start: 12:35 Flag 12:59 End: 13:01

Printed - 13:05 Sunday, 16 June 2019

MCRCB BULLETIN TK273

2019 Bennetts British Superbike Championship - Round 4

2019 Pirelli National Superstock 600 Championship with Black Horse

RACE 7 - STATISTICS

Competitors Started	32
Planned Start	2019-06-16 @ 12:35:00.000
Actual Start	2019-06-16 @ 12:35:47.226
Finish Time	2019-06-16 @ 12:59:51.740
Track Length	2.4332mi.
Total Laps	337
Total Distance Covered	820.0185mi.

Session Fastest Lap History

NO	NAME	LAP TIME	TIME OF DAY	LAP	VEHICLE
28	Shane RICHARDSON	1:43.604	12:39:20.668	2	Kawasaki
4	Caolan IRWIN	1:43.350	12:41:06.013	3	Kawasaki
22	Eunan McGLINCHEY	1:43.059	12:41:06.082	3	Kawasaki
22	Eunan McGLINCHEY	1:42.880	12:44:32.961	5	Kawasaki
22	Eunan McGLINCHEY	1:42.149	12:46:15.134	6	Kawasaki
99	Ben LUXTON	1:42.100	12:47:58.750	7	Kawasaki
99	Ben LUXTON	1:42.023	12:49:40.774	8	Kawasaki
22	Eunan McGLINCHEY	1:41.978	12:51:21.955	9	Kawasaki
57	Korie McGREEVY	1:41.892	12:51:22.449	9	Triumph
22	Eunan McGLINCHEY	1:41.632	12:53:03.586	10	Kawasaki
57	Korie McGREEVY	1:41.598	12:53:04.047	10	Triumph
22	Eunan McGLINCHEY	1:41.198	12:54:44.784	11	Kawasaki
57	Korie McGREEVY	1:41.036	12:59:51.932	14	Triumph

Session Leader History

NO	NAME	FROM LAP	LAPS LED	DISTANCE	VEHICLE
26	Adam HARTGROVE	1	1	2.43 miles	Yamaha
28	Shane RICHARDSON	2	1	2.43 miles	Kawasaki
57	Korie McGREEVY	3	1	2.43 miles	Triumph
4	Caolan IRWIN	4	2	4.86 miles	Kawasaki
22	Eunan McGLINCHEY	6	1	2.43 miles	Kawasaki
4	Caolan IRWIN	7	1	2.43 miles	Kawasaki
22	Eunan McGLINCHEY	8	4	9.73 miles	Kawasaki
57	Korie McGREEVY	12	1	2.43 miles	Triumph
22	Eunan McGLINCHEY	13	2	4.86 miles	Kawasaki

Flag History

TYPE	TIME OF DAY
GREEN	12:35:47.226
FINISH	12:59:51.740

Flag Statistics

TYPE	COUNT	TOTAL LAPS	TOTAL TIME
Green	1	14	26:10.040
Red	0	0	0.000
Safety Car	0	0	0.000
FCY	0	0	0.000

Weather / Track : Rain / Wet

These results are provisional until the conclusion of any judicial and technical matters.

Brands Hatch GP

Circuit Length = 2.4332 miles

Start: 12:35 Flag 12:59 End: 13:01

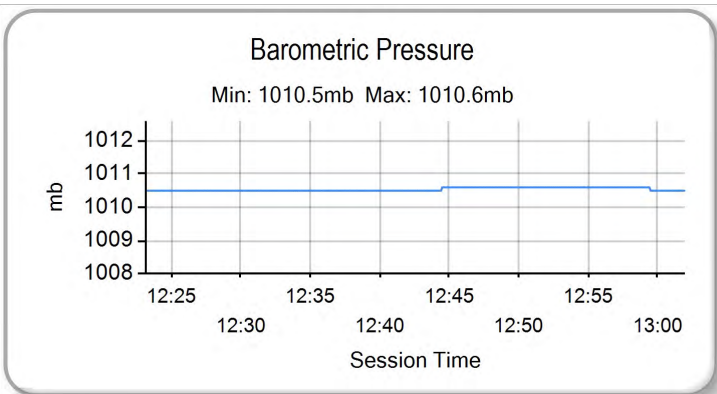
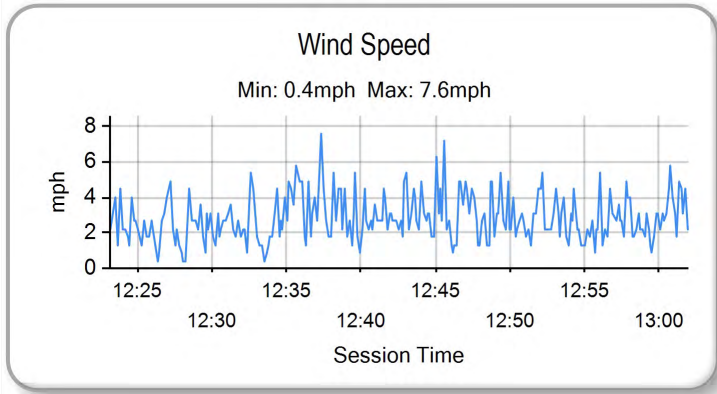
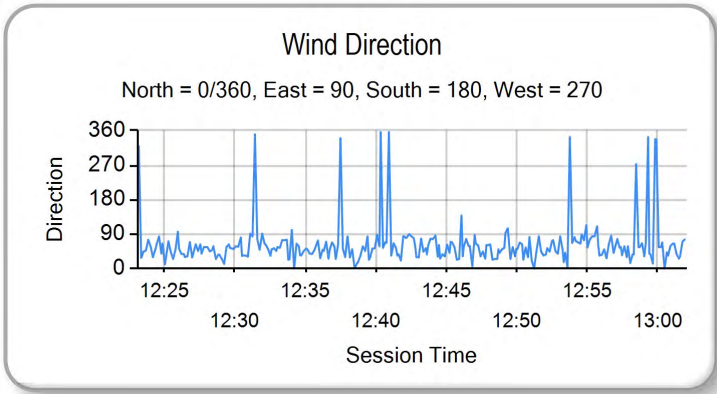
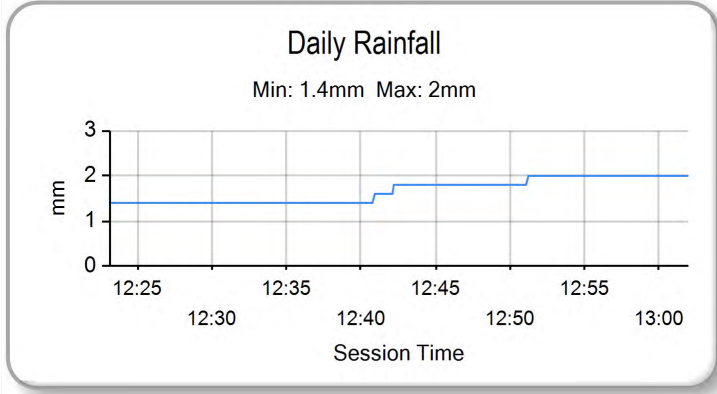
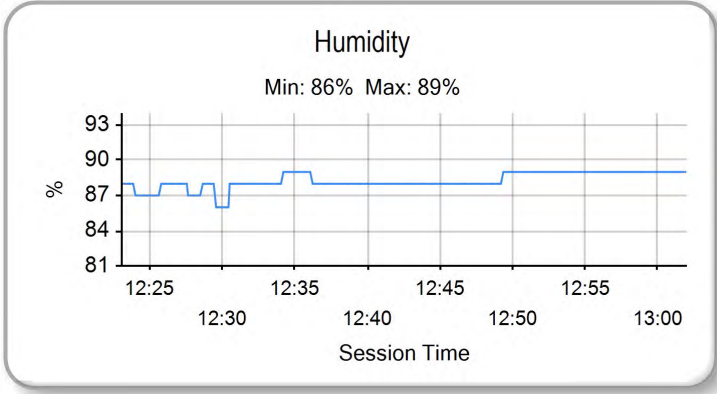
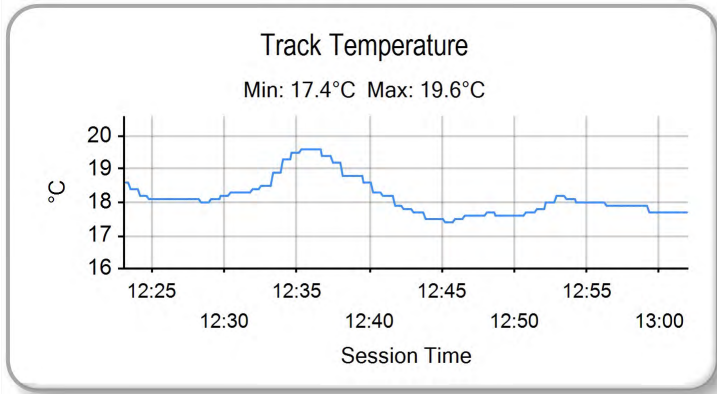
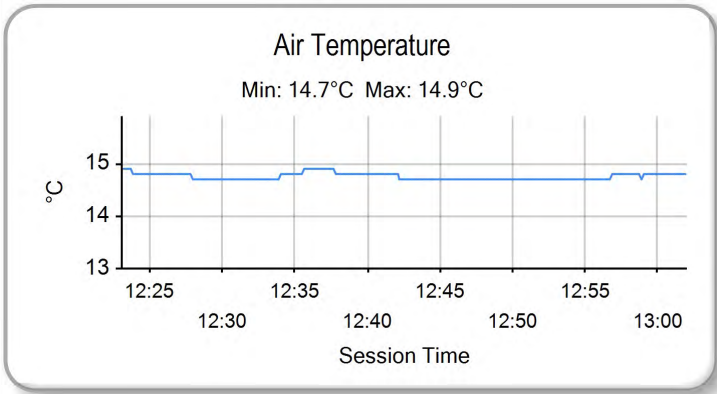
Race Director :	Stewards :	Timekeeper :
-----------------	------------	--------------

MCRCB BULLETIN TK274

2019 Bennetts British Superbike Championship - Round 4

2019 Pirelli National Superstock 600 Championship with Black Horse

RACE 7 - WEATHER CONDITIONS



Weather / Track : Rain / Wet

Results can be found at www.tsl-timing.com

Brands Hatch GP
Circuit Length = 2.4332 miles
Start: 12:35 Flag 12:59 End: 13:01

Printed - 13:06 Sunday, 16 June 2019



2019 Pirelli National Superstock 600 Championship with Black Horse
RIDERS POINTS AFTER ROUND 4

		TOTAL	GAP	DIFF	19th-21st April	4th-6th May	24th-26th May	14th-16th June	28th-30th June	19th-21st July	2nd-4th August	16th-18th August	6th-8th August	4th-6th October	18th-20th October	Wins	Seconds	Thirds
					Silverstone National	Oulton Park International	Donington Park National	Brands Hatch GP	Knockhill	Snetterton 300	Cadwell Park	Oulton Park International	Donington Park GP	Brands Hatch GP				
1	Aaron CLIFFORD	63			20	16	16	11								0	1	2
2	Eunan McGLINCHEY	56	7			20	11	25								1	1	0
3	Shane RICHARDSON	55	8	1	10	25	20									1	1	0
4	Korie McGREEVY	45	18	10			25	20								1	1	0
5	Adam HARTGROVE	35	28	10	9	13	4	9								0	0	0
6	Kevin KEYES	33	30	2	25		8									1	0	0
7	Cameron FRASER	33	30	0	16	9	5	3								0	0	1
8	TJ TOMS	32	31	1	8	11	3	10								0	0	0
9	Ben LUXTON	30	33	2	7	10	13									0	0	0
10	Storm STACEY	30	33	0	13		9	8								0	0	0
11	Caolan IRWIN	26	37	4			10	16								0	0	1
12	Taylor MORETON	25	38	1	11	7	7									0	0	0
13	Liam DELVES	19	44	6			6	13								0	0	0
14	Louis VALLELEY	14	49	5	3	5		6								0	0	0
15	Aaron SILVESTER	11	52	3	4		2	5								0	0	0
16	James ALDERSON	10	53	1		8		2								0	0	0
17	Sam LAFFINS	10	53	0	5		1	4								0	0	0
18	Brent HARRAN	7	56	3				7								0	0	0
19	Mark PIPER	6	57	1	6											0	0	0
20	Zak CORDEROY	6	57	0		6										0	0	0
21	Ewan POTTER	6	57	0	2	4										0	0	0
22	Daniel BROOKS	3	60	3		3										0	0	0
23	Conor WHEELER	2	61	1		2										0	0	0
24	Kaine SHERIFF	1	62	1		1										0	0	0
25	Harry ROWLINGS	1	62	0	1											0	0	0
26	Cameron LEE	1	62	0				1								0	0	0
27		0	63	1												0	0	0
28		0	63	0												0	0	0
29		0	63	0												0	0	0
30		0	63	0												0	0	0