

BMCRC-MRO Championships 2019



**TEAM
RESPRO®**



**TEAM RESPRO MRO 600 inc
MSS PERFORMANCE CLUBMAN 600**

Oulton Park International Circuit

29th / 30th March 2019



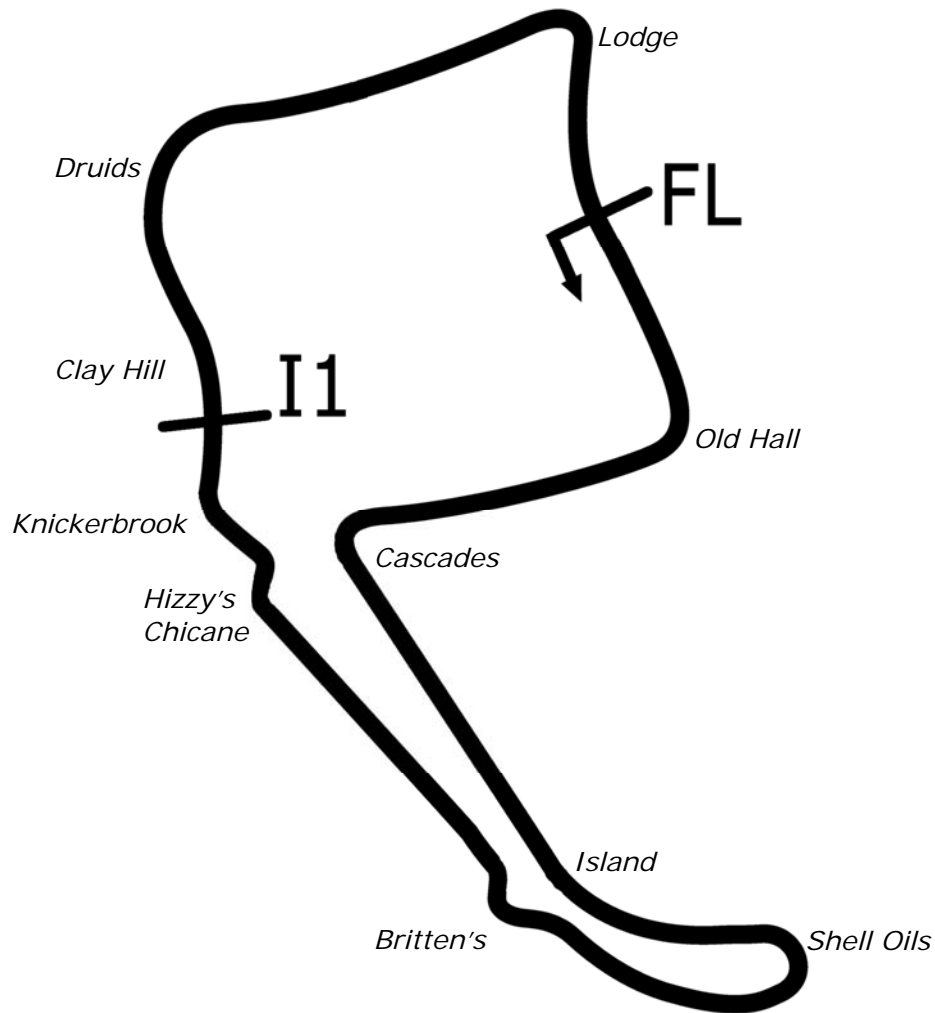
Results Provided by Timing Solutions Ltd
www.tsl-timing.com

Oulton Park International

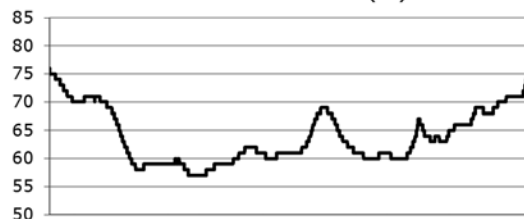


SPORTS TIMING

TIMING SOLUTIONS LTD



Circuit Altitude (m)



Length	2.6920 miles	4332.4 m	
FL		53.17997 N	2.61294 W
I1	3066m	53.17830 N	2.62040 W
Pit Entry	4314m	53.18011 N	2.61306 W
Pit Exit	180m after FL	53.17836 N	2.61232 W
Pit Entry-Pit Exit 199m, 11.9s @60kph, 8.9s @80kph			

All results available at www.tsl-timing.com

QUALIFYING - CLASSIFICATION - AMENDED

POS	NO	CL	PIC NAME	ENTRY	TIME	ON	LAPS	GAP	DIFF	MPH
1	26		1 Adam HARTGROVE	Yamaha - adamhartgroveracing	1:43.275	3	5			93.83
2	48		2 Michael EVANS	- Wilcock consulting	1:43.730	4	5	0.455	0.455	93.42
3	86		3 Jamie KELMAN	Triumph -	1:44.494	3	6	1.219	0.764	92.74
4	46		4 Harry ROWLINGS	Triumph - Bernard Elliott racing / Steve Jordan motorcycle	1:44.923	6	6	1.648	0.429	92.36
5	66		5 Cameron FRASER	Yamaha -	1:45.043	3	6	1.768	0.120	92.26
6	32		6 Mark PIPER	Yamaha - please sponsor me	1:45.167	5	6	1.892	0.124	92.15
7	74	C	1 Scott STEVENS	Kawasaki - east midland superbikes	1:46.028	6	6	2.753	0.861	91.40
8	84		7 Ben WOTTON	Triumph - JAMES JACKSON RACING (JJR) TRIUMPH	1:47.338	3	5	4.063	1.310	90.28
9	56		8 Michael MILLS	Yamaha - A51 Racing	1:47.920	2	5	4.645	0.582	89.80
10	81	C	2 Liam DUFFETT	Triumph -	1:48.423	3	5	5.148	0.503	89.38
11	14		9 Chris BURRAGE	Kawasaki - Seton tuning	1:48.571	3	5	5.296	0.148	89.26
12	912	C	3 Michael WHITE	Yamaha - Race Lab Suspension	1:48.678	2	5	5.403	0.107	89.17
13	82		10 Andrew SMITH	Kawasaki - MSS Performance / Addition Steel	1:48.804	2	5	5.529	0.126	89.07
14	60	C	4 Jack YOUNGE	Yamaha - Chase Timber Products	1:48.858	4	5	5.583	0.054	89.02
15	188	C	5 Dawid KRAWIECKI	Yamaha - Code Blue LTD & D A East Electrical	1:49.861	2	5	6.586	1.003	88.21
16	18		11 Cedric BLOCH	Kawazaki - Brigit's Group & SDC Performance	1:49.967	1	3	6.692	0.106	88.12
17	160		12 Chris GREEN	Suzuki -	1:50.578	4	5	7.303	0.611	87.64
18	675		13 Samuel SMYTH	Triumph -	1:51.004	4	5	7.729	0.426	87.30
19	149	C	6 Callum HAMMETT	Yamaha -	1:51.100	3	5	7.825	0.096	87.23
20	25	C	7 Nick WHITCHER	Yamaha -	1:51.684	4	5	8.409	0.584	86.77
21	50		14 Aditya Singh BEHAL	Yamaha - Urban Nomads Racing.	1:51.888	4	5	8.613	0.204	86.61
22	143		15 Daire PRENDERGAST	Kawasaki -	1:52.699	2	5	9.424	0.811	85.99
23	961		16 Jack SIM	Yamaha -	1:53.087	2	5	9.812	0.388	85.69
24	471	C	8 Thomas WATSON	Yamaha - Motorsportdays.com TEA Time Racing	1:54.737	5	5	11.462	1.650	84.46
25	3		17 Joey LAMBDEN	Yamaha -	1:56.710	4	5	13.435	1.973	83.03
26	90	C	9 Edward WATSON	Yamaha - Motorsportdays.com TEA Time Racing	1:56.734	2	4	13.459	0.024	83.02
27	150		18 Paul ROBSON	Yamaha - RBProperty services & Environment Lighting	1:57.852	4	5	14.577	1.118	82.23
28	69	C	10 Robert WINDEATT	Yamaha - L&W Contractors	1:58.598	4	5	15.323	0.746	81.71
29	8	C	11 Dave SAUNDERS	Honda -	1:58.907	3	5	15.632	0.309	81.50
30	72		19 Kevin MILLER	Honda - Mechanical Air Supplies Ltd	1:59.183	4	5	15.908	0.276	81.31
31	83		20 Talan SKEELS-PIGGINS	Yamaha - Talan Racing	1:59.259	2	3	15.984	0.076	81.26
32	47	C	12 James PEAKE	Yamaha - Sanda, Arienne and Lewis	1:59.345	5	5	16.070	0.086	81.20
33	93	C	13 Jack GRISTWOOD	Suzuki -	2:09.116	3	4	25.841	9.771	75.05
34	16		21 Geoff LANSDELL	Suzuki - EPG Domestic	2:11.923	4	4	28.648	2.807	73.46

Oulton Park International
 Circuit Length = 2.6920 miles
 Start: 14:54 Flag 00:00 End: 15:15

Weather / Track : Bright / Dry

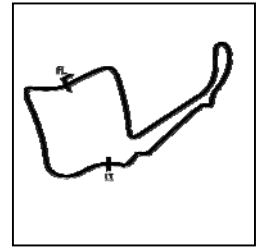
These results are provisional until the conclusion of any judicial and technical matters.

Clerk Of Course :	Timekeeper :
-------------------	--------------

BMCRC - MRO Championships 2019 - Rnd 2 @ Oulton Park International

Team Respro MRO 600 inc MSS Performance MRO Clubman 600

QUALIFYING - SECTOR ANALYSIS



SECTOR 1 = FL to I1, SECTOR 2 = I1 to FL, DIFF = Difference To Personal Best Lap, P = Crossed Finish Line in Pit Lane, D = Time Disallowed

P1 26 Adam HARTGROVE		Yamaha - adamhartgroveracing				
IDEAL LAP TIME : 1:43.275		BEST LAP TIME : 1:43.275		DIFFERENCE : 0.000		
LAP	SECTOR 1	SECTOR 2	LAP TIME	MPH	DIFF	TIME OF DAY
1 -	1:19.390	28.749	1:48.139 (3)	89.61	4.864	14:56:23.246
2 -	1:15.356	28.435	1:43.791 (2)	93.37	0.516	14:58:07.037
3 -	1:14.984	28.291	1:43.275 (1)	93.83		14:59:50.312
4 -	1:18.944	IN PIT	1:53.875 P	85.10	10.600	15:01:44.187
5 -	OUTLAP	28.575	3:04.350	52.57	1:21.075	15:04:48.537

P2 48 Michael EVANS		- Wilcock consulting				
IDEAL LAP TIME : 1:43.371		BEST LAP TIME : 1:43.730		DIFFERENCE : 0.359		
LAP	SECTOR 1	SECTOR 2	LAP TIME	MPH	DIFF	TIME OF DAY
1 -	1:18.856	28.982	1:47.838	89.86	4.108	14:56:39.324
2 -	1:19.948	28.589	1:48.537	89.29	4.807	14:58:27.861
3 -	1:16.431	28.749	1:45.180 (2)	92.14	1.450	15:00:13.041
4 -	1:14.782	28.948	1:43.730 (1)	93.42		15:01:56.771
5 -	1:17.508	29.931	1:47.439 (3)	90.20	3.709	15:03:44.210

P3 86 Jamie KELMAN		Triumph -				
IDEAL LAP TIME : 1:43.789		BEST LAP TIME : 1:44.494		DIFFERENCE : 0.705		
LAP	SECTOR 1	SECTOR 2	LAP TIME	MPH	DIFF	TIME OF DAY
1 -	1:23.156	29.829	1:52.985	85.77	8.491	14:56:32.206
2 -	1:15.352	29.316	1:44.668 (2)	92.59	0.174	14:58:16.874
3 -	1:16.057	28.437	1:44.494 (1)	92.74		15:00:01.368
4 -	1:16.043	28.955	1:44.998 (3)	92.29	0.504	15:01:46.366
5 -	1:17.153	29.560	1:46.713	90.81	2.219	15:03:33.079
6 -	1:16.185	29.489	1:45.674	91.70	1.180	15:05:18.753

P4 46 Harry ROWLINGS		Triumph - Bernard Elliott racing / Steve Jordan motorcycles				
IDEAL LAP TIME : 1:44.897		BEST LAP TIME : 1:44.923		DIFFERENCE : 0.026		
LAP	SECTOR 1	SECTOR 2	LAP TIME	MPH	DIFF	TIME OF DAY
1 -	1:21.770	29.244	1:51.014	87.29	6.091	14:56:28.281
2 -	1:17.395	28.908	1:46.303	91.16	1.380	14:58:14.584
3 -	1:16.515	28.729	1:45.244 (2)	92.08	0.321	14:59:59.828
4 -	1:16.993	28.846	1:45.839	91.56	0.916	15:01:45.667
5 -	1:16.884	28.698	1:45.582 (3)	91.78	0.659	15:03:31.249
6 -	1:16.541	28.382	1:44.923 (1)	92.36		15:05:16.172

P5 66 Cameron FRASER		Yamaha -				
IDEAL LAP TIME : 1:44.798		BEST LAP TIME : 1:45.043		DIFFERENCE : 0.245		
LAP	SECTOR 1	SECTOR 2	LAP TIME	MPH	DIFF	TIME OF DAY
1 -	1:20.220	28.923	1:49.143	88.79	4.100	14:56:24.087
2 -	1:16.753	28.799	1:45.552 (3)	91.81	0.509	14:58:09.639
3 -	1:16.427	28.616	1:45.043 (1)	92.26		14:59:54.682
4 -	1:21.689	29.543	1:51.232	87.12	6.189	15:01:45.914
5 -	1:17.543	29.480	1:47.023	90.55	1.980	15:03:32.937
6 -	1:16.182	29.300	1:45.482 (2)	91.87	0.439	15:05:18.419

P6 32 Mark PIPER		Yamaha - please sponsor me				
IDEAL LAP TIME : 1:44.364		BEST LAP TIME : 1:45.167		DIFFERENCE : 0.803		
LAP	SECTOR 1	SECTOR 2	LAP TIME	MPH	DIFF	TIME OF DAY
1 -	1:19.787	28.943	1:48.730	89.13	3.563	14:56:24.367
2 -	1:16.600	28.831	1:45.431 (2)	91.92	0.264	14:58:09.798
3 -	1:16.825	28.881	1:45.706 (3)	91.68	0.539	14:59:55.504
4 -	1:19.746	28.952	1:48.698	89.15	3.531	15:01:44.202
5 -	1:15.533	29.634	1:45.167 (1)	92.15		15:03:29.369
6 -	1:17.291	29.033	1:46.324	91.14	1.157	15:05:15.693

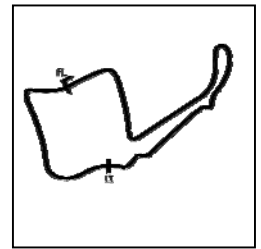
Weather / Track : Bright / Dry

Oulton Park International
Circuit Length = 2.6920 miles
Start: 14:54 Flag 00:00 End: 15:15

BMCRC - MRO Championships 2019 - Rnd 2 @ Oulton Park International

Team Respro MRO 600 inc MSS Performance MRO Clubman 600

QUALIFYING - SECTOR ANALYSIS



SECTOR 1 = FL to I1, SECTOR 2 = I1 to FL, DIFF = Difference To Personal Best Lap, P = Crossed Finish Line in Pit Lane, D = Time Disallowed

P7 74 C		Scott STEVENS		Kawasaki - east midland superbikes		
IDEAL LAP TIME : 1:36.064		BEST LAP TIME : 1:46.028		DIFFERENCE : 9.964		
LAP	SECTOR 1	SECTOR 2	LAP TIME	MPH	DIFF	TIME OF DAY
1 -	1:23.400	30.065	1:53.465	85.41	7.437	14:56:30.540
2 -	1:16.716	29.314	1:46.030 (2)	91.40	0.002	14:58:16.570
3 -	1:17.319	29.356	1:46.675 (3)	90.84	0.647	15:00:03.245
4 -	1:18.150	29.409	1:47.559	90.10	1.531	15:01:50.804
5 -	1:17.912	29.385	1:47.297	90.32	1.269	15:03:38.101
6 -	1:17.097	28.931	1:46.028 (1)	91.40		15:05:24.129

P8 84		Ben WOTTON		Triumph - JAMES JACKSON RACING (JJR) TRIUMPH		
IDEAL LAP TIME : 1:46.325		BEST LAP TIME : 1:47.338		DIFFERENCE : 1.013		
LAP	SECTOR 1	SECTOR 2	LAP TIME	MPH	DIFF	TIME OF DAY
1 -	1:27.811	32.838	2:00.649	80.32	13.311	14:56:38.929
2 -	1:20.191	28.916	1:49.107	88.82	1.769	14:58:28.036
3 -	1:17.409	29.929	1:47.338 (1)	90.28		15:00:15.374
4 -	1:18.993	29.626	1:48.619 (3)	89.22	1.281	15:02:03.993
5 -	1:18.609	29.301	1:47.910 (2)	89.80	0.572	15:03:51.903

P9 56		Michael MILLS		Yamaha - A51 Racing		
IDEAL LAP TIME : 1:47.437		BEST LAP TIME : 1:47.920		DIFFERENCE : 0.483		
LAP	SECTOR 1	SECTOR 2	LAP TIME	MPH	DIFF	TIME OF DAY
1 -	1:25.179	30.084	1:55.263	84.07	7.343	14:56:32.104
2 -	1:18.084	29.836	1:47.920 (1)	89.80		14:58:20.024
3 -	1:18.908	29.353	1:48.261 (2)	89.51	0.341	15:00:08.285
4 -	1:19.397	29.901	1:49.298 (3)	88.66	1.378	15:01:57.583
5 -	1:20.411	29.627	1:50.038	88.07	2.118	15:03:47.621

P10 81 C		Liam DUFFETT		Triumph -		
IDEAL LAP TIME : 1:48.404		BEST LAP TIME : 1:48.423		DIFFERENCE : 0.019		
LAP	SECTOR 1	SECTOR 2	LAP TIME	MPH	DIFF	TIME OF DAY
1 -	1:22.865	30.429	1:53.294	85.54	4.871	14:56:29.373
2 -	1:20.321	29.939	1:50.260	87.89	1.837	14:58:19.633
3 -	1:18.832	29.591	1:48.423 (1)	89.38		15:00:08.056
4 -	1:19.005	30.769	1:49.774 (3)	88.28	1.351	15:01:57.830
5 -	1:19.535	29.572	1:49.107 (2)	88.82	0.684	15:03:46.937

P11 14		Chris BURRAGE		Kawasaki - Seton tuning		
IDEAL LAP TIME : 1:19.556		BEST LAP TIME : 1:48.571		DIFFERENCE : 29.015		
LAP	SECTOR 1	SECTOR 2	LAP TIME	MPH	DIFF	TIME OF DAY
1 -	1:23.405	29.508	1:52.913	85.82	4.342	14:56:31.744
2 -	1:19.480	30.129	3:12.085	50.45	1:23.514	14:59:43.829
3 -	1:19.279	29.292	1:48.571 (1)	89.26		15:01:32.400
4 -	1:18.751	29.842	1:48.593 (2)	89.24	0.022	15:03:20.993
5 -	1:19.484	29.635	1:49.119 (3)	88.81	0.548	15:05:10.112

P12 912 C		Michael WHITE		Yamaha - Race Lab Suspension		
IDEAL LAP TIME : 1:48.678		BEST LAP TIME : 1:48.678		DIFFERENCE : 0.000		
LAP	SECTOR 1	SECTOR 2	LAP TIME	MPH	DIFF	TIME OF DAY
1 -	1:24.260	30.300	1:54.560	84.59	5.882	14:56:47.433
2 -	1:18.646	30.032	1:48.678 (1)	89.17		14:58:36.111
3 -	1:18.912	30.467	1:49.379 (2)	88.60	0.701	15:00:25.490
4 -	1:19.834	30.766	1:50.600 (3)	87.62	1.922	15:02:16.090
5 -	1:21.166	30.741	1:51.907	86.60	3.229	15:04:07.997

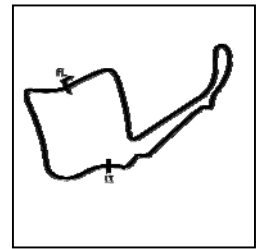
Weather / Track : Bright / Dry

Oulton Park International
Circuit Length = 2.6920 miles
Start: 14:54 Flag 00:00 End: 15:15

BMCRC - MRO Championships 2019 - Rnd 2 @ Oulton Park International

Team Respro MRO 600 inc MSS Performance MRO Clubman 600

QUALIFYING - SECTOR ANALYSIS



SECTOR 1 = FL to I1, SECTOR 2 = I1 to FL, DIFF = Difference To Personal Best Lap, P = Crossed Finish Line in Pit Lane, D = Time Disallowed

P13 82		Andrew SMITH		Kawasaki - MSS Performance / Addition Steel		
IDEAL LAP TIME : 1:48.478		BEST LAP TIME : 1:48.804		DIFFERENCE : 0.326		
LAP	SECTOR 1	SECTOR 2	LAP TIME	MPH	DIFF	TIME OF DAY
1 -	1:26.669	29.951	1:56.620	83.10	7.816	14:56:35.317
2 -	1:19.209	29.595	1:48.804 (1)	89.07		14:58:24.121
3 -	1:20.381	30.065	1:50.446	87.74	1.642	15:00:14.567
4 -	1:19.616	29.682	1:49.298 (2)	88.66	0.494	15:02:03.865
5 -	1:20.213	30.158	1:50.371 (3)	87.80	1.567	15:03:54.236

P14 60 C		Jack YOUNGE		Yamaha - Chase Timber Products		
IDEAL LAP TIME : 1:48.596		BEST LAP TIME : 1:48.858		DIFFERENCE : 0.262		
LAP	SECTOR 1	SECTOR 2	LAP TIME	MPH	DIFF	TIME OF DAY
1 -	1:28.622	31.525	2:00.147	80.66	11.289	14:56:39.056
2 -	1:21.557	30.214	1:51.771	86.70	2.913	14:58:30.827
3 -	1:21.150	30.102	1:51.252 (3)	87.11	2.394	15:00:22.079
4 -	1:19.051	29.807	1:48.858 (1)	89.02		15:02:10.937
5 -	1:19.586	29.931	1:49.517 (2)	88.49	0.659	15:04:00.454

P15 188 C		Dawid KRAWIECKI		Yamaha - Code Blue LTD & D A East Electrical		
IDEAL LAP TIME : 1:49.838		BEST LAP TIME : 1:49.861		DIFFERENCE : 0.023		
LAP	SECTOR 1	SECTOR 2	LAP TIME	MPH	DIFF	TIME OF DAY
1 -	1:24.192	30.522	1:54.714	84.48	4.853	14:56:47.825
2 -	1:19.787	30.074	1:49.861 (1)	88.21		14:58:37.686
3 -	1:19.764	30.422	1:50.186 (2)	87.95	0.325	15:00:27.872
4 -	1:20.997	30.641	1:51.638 (3)	86.81	1.777	15:02:19.510
5 -	2:22.430	31.091	2:53.521	55.85	1:03.660	15:05:13.031

P16 18 C		Cedric BLOCH		Kawazaki - Briglt's Group & SDC Performance		
IDEAL LAP TIME :		BEST LAP TIME : 1:49.967		DIFFERENCE :		
LAP	SECTOR 1	SECTOR 2	LAP TIME	MPH	DIFF	TIME OF DAY
1 -			1:49.967 (1)	88.12		14:58:23.620
2 -			1:52.970 (3)	85.78	3.003	15:00:16.590
3 -			1:51.312 (2)	87.06	1.345	15:02:07.902

P17 675		Samuel SMYTH		Triumph -		
IDEAL LAP TIME : 1:50.917		BEST LAP TIME : 1:51.004		DIFFERENCE : 0.087		
LAP	SECTOR 1	SECTOR 2	LAP TIME	MPH	DIFF	TIME OF DAY
1 -	1:29.923	32.264	2:02.187	79.31	11.183	14:56:56.784
2 -	1:22.397	30.804	1:53.201	85.61	2.197	14:58:49.985
3 -	1:21.082	30.711	1:51.793 (3)	86.68	0.789	15:00:41.778
4 -	1:20.510	30.494	1:51.004 (1)	87.30		15:02:32.782
5 -	1:21.342	30.407	1:51.749 (2)	86.72	0.745	15:04:24.531

P18 149 C		Callum HAMMETT		Yamaha -		
IDEAL LAP TIME : 1:50.756		BEST LAP TIME : 1:51.100		DIFFERENCE : 0.344		
LAP	SECTOR 1	SECTOR 2	LAP TIME	MPH	DIFF	TIME OF DAY
1 -	1:30.507	32.535	2:03.042	78.76	11.942	14:56:57.903
2 -	1:22.740	30.229	1:52.969	85.78	1.869	14:58:50.872
3 -	1:20.527	30.573	1:51.100 (1)	87.23		15:00:41.972
4 -	1:20.813	30.571	1:51.384 (2)	87.00	0.284	15:02:33.356
5 -	1:21.794	30.553	1:52.347 (3)	86.26	1.247	15:04:25.703

P19 25 C		Nick WHITCHER		Yamaha -		
IDEAL LAP TIME : 1:51.582		BEST LAP TIME : 1:51.684		DIFFERENCE : 0.102		
LAP	SECTOR 1	SECTOR 2	LAP TIME	MPH	DIFF	TIME OF DAY
1 -	1:23.617	30.943	1:54.560	84.59	2.876	14:56:30.659
2 -	1:21.234	30.762	1:51.996 (2)	86.53	0.312	14:58:22.655

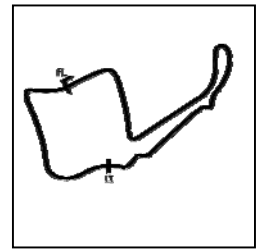
Weather / Track : Bright / Dry

Oulton Park International
Circuit Length = 2.6920 miles
Start: 14:54 Flag 00:00 End: 15:15

BMCRC - MRO Championships 2019 - Rnd 2 @ Oulton Park International

Team Respro MRO 600 inc MSS Performance MRO Clubman 600

QUALIFYING - SECTOR ANALYSIS



SECTOR 1 = FL to I1, SECTOR 2 = I1 to FL, DIFF = Difference To Personal Best Lap, P = Crossed Finish Line in Pit Lane, D = Time Disallowed

3 -	1:21.543	30.859	1:52.402	86.22	0.718	15:00:15.057
4 -	1:21.336	30.348	1:51.684 (1)	86.77		15:02:06.741
5 -	1:21.575	30.731	1:52.306 (3)	86.29	0.622	15:03:59.047

P20 50	Aditya Singh BEHAL		Yamaha - Urban Nomads Racing.			
IDEAL LAP TIME : 1:51.668		BEST LAP TIME : 1:51.888	DIFFERENCE : 0.220			
LAP	SECTOR 1	SECTOR 2	LAP TIME	MPH	DIFF	TIME OF DAY
1 -	1:31.446	32.554	2:04.000	78.15	12.112	14:57:04.007
2 -	1:23.663	30.884	1:54.547	84.60	2.659	14:58:58.554
3 -	1:23.264	30.502	1:53.766 (3)	85.18	1.878	15:00:52.320
4 -	1:21.319	30.569	1:51.888 (1)	86.61		15:02:44.208
5 -	1:22.570	30.349	1:52.919 (2)	85.82	1.031	15:04:37.127

P21 143	Daire PRENDERGAST		Kawasaki -			
IDEAL LAP TIME : 1:52.406		BEST LAP TIME : 1:52.699	DIFFERENCE : 0.293			
LAP	SECTOR 1	SECTOR 2	LAP TIME	MPH	DIFF	TIME OF DAY
1 -	1:27.142	31.298	1:58.440	81.82	5.741	14:56:39.541
2 -	1:22.130	30.569	1:52.699 (1)	85.99		14:58:32.240
3 -	1:21.837	31.789	1:53.626 (3)	85.29	0.927	15:00:25.866
4 -	1:22.488	31.103	1:53.591 (2)	85.31	0.892	15:02:19.457
5 -	1:23.887	31.965	1:55.852	83.65	3.153	15:04:15.309

P22 961	Jack SIM		Yamaha -			
IDEAL LAP TIME : 1:52.734		BEST LAP TIME : 1:53.087	DIFFERENCE : 0.353			
LAP	SECTOR 1	SECTOR 2	LAP TIME	MPH	DIFF	TIME OF DAY
1 -	1:27.316	31.436	1:58.752	81.60	5.665	14:56:37.107
2 -	1:22.347	30.740	1:53.087 (1)	85.69		14:58:30.194
3 -	1:22.391	30.740	1:53.131 (3)	85.66	0.044	15:00:23.325
4 -	1:22.394	30.852	1:53.246	85.57	0.159	15:02:16.571
5 -	1:21.994	31.126	1:53.120 (2)	85.67	0.033	15:04:09.691

P23 471 C	Thomas WATSON		Yamaha - Motorsportdays.com TEA Time Racing			
IDEAL LAP TIME : 1:54.737		BEST LAP TIME : 1:54.737	DIFFERENCE : 0.000			
LAP	SECTOR 1	SECTOR 2	LAP TIME	MPH	DIFF	TIME OF DAY
1 -	1:41.499	32.784	2:14.283	72.17	19.546	14:57:18.648
2 -	1:23.548	31.652	1:55.200 (2)	84.12	0.463	14:59:13.848
3 -	1:25.541	32.014	1:57.555	82.44	2.818	15:01:11.403
4 -	1:23.861	31.415	1:55.276 (3)	84.07	0.539	15:03:06.679
5 -	1:23.485	31.252	1:54.737 (1)	84.46		15:05:01.416

P24 3	Joey LAMBDEN		Yamaha -			
IDEAL LAP TIME : 1:56.324		BEST LAP TIME : 1:56.710	DIFFERENCE : 0.386			
LAP	SECTOR 1	SECTOR 2	LAP TIME	MPH	DIFF	TIME OF DAY
1 -	1:36.685	33.134	2:09.819	74.65	13.109	14:57:10.885
2 -	1:25.787	32.187	1:57.974 (3)	82.14	1.264	14:59:08.859
3 -	1:24.468	33.167	1:57.635 (2)	82.38	0.925	15:01:06.494
4 -	1:24.854	31.856	1:56.710 (1)	83.03		15:03:03.204
5 -	1:27.331	32.746	2:00.077	80.70	3.367	15:05:03.281

P25 90 C	Edward WATSON		Yamaha - Motorsportdays.com TEA Time Racing			
IDEAL LAP TIME : 1:55.864		BEST LAP TIME : 1:56.734	DIFFERENCE : 0.870			
LAP	SECTOR 1	SECTOR 2	LAP TIME	MPH	DIFF	TIME OF DAY
1 -	1:34.898	32.497	2:07.395 (3)	76.07	10.661	14:57:16.887
2 -	1:24.865	31.869	1:56.734 (1)	83.02		14:59:13.621
3 -	1:25.450	31.976	1:57.426 (2)	82.53	0.692	15:01:11.047
4 -	1:23.995	IN PIT	2:05.304 P	77.34	8.570	15:03:16.351

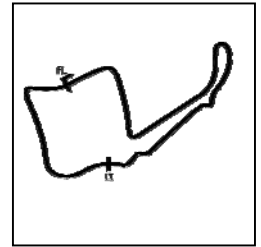
Weather / Track : Bright / Dry

Oulton Park International
Circuit Length = 2.6920 miles
Start: 14:54 Flag 00:00 End: 15:15

BMCRC - MRO Championships 2019 - Rnd 2 @ Oulton Park International

Team Respro MRO 600 inc MSS Performance MRO Clubman 600

QUALIFYING - SECTOR ANALYSIS



SECTOR 1 = FL to I1, SECTOR 2 = I1 to FL, DIFF = Difference To Personal Best Lap, P = Crossed Finish Line in Pit Lane, D = Time Disallowed

P26 150		Paul ROBSON		Yamaha - RBProperty services & Environment Lighting		
IDEAL LAP TIME : 1:57.852		BEST LAP TIME : 1:57.852		DIFFERENCE : 0.000		
LAP	SECTOR 1	SECTOR 2	LAP TIME	MPH	DIFF	TIME OF DAY
1 -	1:36.633	34.334	2:10.967	73.99	13.115	14:57:23.301
2 -	1:27.828	32.750	2:00.578	80.37	2.726	14:59:23.879
3 -	1:27.914	32.445	2:00.359 (3)	80.51	2.507	15:01:24.238
4 -	1:25.501	32.351	1:57.852 (1)	82.23		15:03:22.090
5 -	1:27.030	32.706	1:59.736 (2)	80.93	1.884	15:05:21.826

P27 69 C		Robert WINDEATT		Yamaha - L&W Contractors		
IDEAL LAP TIME : 1:58.052		BEST LAP TIME : 1:58.598		DIFFERENCE : 0.546		
LAP	SECTOR 1	SECTOR 2	LAP TIME	MPH	DIFF	TIME OF DAY
1 -	1:30.419	34.242	2:04.661	77.74	6.063	14:56:58.513
2 -	1:26.023	33.122	1:59.145 (3)	81.34	0.547	14:58:57.658
3 -	1:26.763	32.140	1:58.903 (2)	81.50	0.305	15:00:56.561
4 -	1:26.569	32.029	1:58.598 (1)	81.71		15:02:55.159
5 -	1:28.012	32.325	2:00.337	80.53	1.739	15:04:55.496

P28 8 C		Dave SAUNDERS		Honda -		
IDEAL LAP TIME : 1:58.633		BEST LAP TIME : 1:58.907		DIFFERENCE : 0.274		
LAP	SECTOR 1	SECTOR 2	LAP TIME	MPH	DIFF	TIME OF DAY
1 -	1:31.195	34.051	2:05.246	77.37	6.339	14:56:57.767
2 -	1:26.471	33.303	1:59.774 (3)	80.91	0.867	14:58:57.541
3 -	1:26.153	32.754	1:58.907 (1)	81.50		15:00:56.448
4 -	1:27.870	32.837	2:00.707	80.28	1.800	15:02:57.155
5 -	1:26.543	32.480	1:59.023 (2)	81.42	0.116	15:04:56.178

P29 72		Kevin MILLER		Honda - Mechanical Air Supplies Ltd		
IDEAL LAP TIME : 1:59.152		BEST LAP TIME : 1:59.183		DIFFERENCE : 0.031		
LAP	SECTOR 1	SECTOR 2	LAP TIME	MPH	DIFF	TIME OF DAY
1 -	1:38.417	34.675	2:13.092	72.81	13.909	14:57:21.629
2 -	1:27.438	33.644	2:01.082	80.03	1.899	14:59:22.711
3 -	1:27.542	31.988	1:59.530 (2)	81.07	0.347	15:01:22.241
4 -	1:27.164	32.019	1:59.183 (1)	81.31		15:03:21.424
5 -	1:27.454	32.803	2:00.257 (3)	80.58	1.074	15:05:21.681

P30 83		Talan SKEELS-PIGGINS		Yamaha - Talan Racing		
IDEAL LAP TIME : 1:59.163		BEST LAP TIME : 1:59.259		DIFFERENCE : 0.096		
LAP	SECTOR 1	SECTOR 2	LAP TIME	MPH	DIFF	TIME OF DAY
1 -	1:26.754	32.639	1:59.393 (2)	81.17	0.134	15:00:55.740
2 -	1:26.612	32.647	1:59.259 (1)	81.26		15:02:54.999
3 -	1:27.658	32.551	2:00.209 (3)	80.62	0.950	15:04:55.208

P31 47 C		James PEAKE		Yamaha - Sanda, Arienne and Lewis		
IDEAL LAP TIME : 1:59.345		BEST LAP TIME : 1:59.345		DIFFERENCE : 0.000		
LAP	SECTOR 1	SECTOR 2	LAP TIME	MPH	DIFF	TIME OF DAY
1 -	1:33.346	34.107	2:07.453	76.03	8.108	14:57:05.362
2 -	1:27.568	33.283	2:00.851	80.19	1.506	14:59:06.213
3 -	1:26.636	32.982	1:59.618 (3)	81.01	0.273	15:01:05.831
4 -	1:26.509	33.035	1:59.544 (2)	81.06	0.199	15:03:05.375
5 -	1:26.391	32.954	1:59.345 (1)	81.20		15:05:04.720

P32 93 C		Jack GRISTWOOD		Suzuki -		
IDEAL LAP TIME : 2:08.766		BEST LAP TIME : 2:09.116		DIFFERENCE : 0.350		
LAP	SECTOR 1	SECTOR 2	LAP TIME	MPH	DIFF	TIME OF DAY
1 -	1:40.066	36.009	2:16.075	71.22	6.959	14:57:10.841
2 -	1:33.948	36.043	2:09.991 (2)	74.55	0.875	14:59:20.832

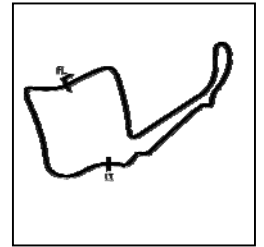
Weather / Track : Bright / Dry

Oulton Park International
Circuit Length = 2.6920 miles
Start: 14:54 Flag 00:00 End: 15:15

BMCRC - MRO Championships 2019 - Rnd 2 @ Oulton Park International

Team Respro MRO 600 inc MSS Performance MRO Clubman 600

QUALIFYING - SECTOR ANALYSIS



SECTOR 1 = FL to I1, SECTOR 2 = I1 to FL, DIFF = Difference To Personal Best Lap, P = Crossed Finish Line in Pit Lane, D = Time Disallowed

3 -	1:32.774	36.342	2:09.116 (1)	75.05		15:01:29.948
4 -	1:34.037	36.076	2:10.113 (3)	74.48	0.997	15:03:40.061

P33	16	Geoff LANSDELL	Suzuki - EPG Domestic			
IDEAL LAP TIME : 2:11.302		BEST LAP TIME : 2:11.923	DIFFERENCE : 0.621			
LAP	SECTOR 1	SECTOR 2	LAP TIME	MPH	DIFF	TIME OF DAY
1 -	1:41.726	37.255	2:18.981	69.73	7.058	14:57:21.380
2 -	1:35.292	37.766	2:13.058 (3)	72.83	1.135	14:59:34.438
3 -	1:35.367	36.940	2:12.307 (2)	73.24	0.384	15:01:46.745
4 -	1:34.362	37.561	2:11.923 (1)	73.46		15:03:58.668

Weather / Track : Bright / Dry

Results can be found at www.tsl-timing.com

Oulton Park International
 Circuit Length = 2.6920 miles
 Start: 14:54 Flag 00:00 End: 15:15

BMCRC - MRO Championships 2019 - Rnd 2 @ Oulton Park International

Team Respro MRO 600 inc MSS Performance MRO Clubman 600

QUALIFYING - BEST SECTORS

SECTOR 1			SECTOR 2			IDEAL / BEST COMPARISON						
POS	NO	NAME	TIME	NO	NAME	TIME	POS	NO	NAME	IDEAL	BEST	DIFF
									PERFECT LAP	1:18.555		
1	14	BURRAGE	50.264	26	HARTGROVE	28.291	1	14	BURRAGE	1:19.556	1:48.571	29.015
2	74	STEVENS	1:07.133	46	ROWLINGS	28.382	2	74	STEVENS	1:36.064	1:46.028	9.964
3	48	EVANS	1:14.782	86	KELMAN	28.437	3	26	HARTGROVE	1:43.275	1:43.275	0.000
4	26	HARTGROVE	1:14.984	48	EVANS	28.589	4	48	EVANS	1:43.371	1:43.730	0.359
5	86	KELMAN	1:15.352	66	FRASER	28.616	5	86	KELMAN	1:43.789	1:44.494	0.705
6	32	PIPER	1:15.533	32	PIPER	28.831	6	32	PIPER	1:44.364	1:45.167	0.803
7	66	FRASER	1:16.182	84	WOTTON	28.916	7	66	FRASER	1:44.798	1:45.043	0.245
8	46	ROWLINGS	1:16.515	74	STEVENS	28.931	8	46	ROWLINGS	1:44.897	1:44.923	0.026
9	84	WOTTON	1:17.409	14	BURRAGE	29.292	9	84	WOTTON	1:46.325	1:47.338	1.013
10	56	MILLS	1:18.084	56	MILLS	29.353	10	56	MILLS	1:47.437	1:47.920	0.483
11	912	WHITE	1:18.646	81	DUFFETT	29.572	11	81	DUFFETT	1:48.404	1:48.423	0.019
12	60	YOUNGE	1:18.789	82	SMITH	29.595	12	82	SMITH	1:48.478	1:48.804	0.326
13	81	DUFFETT	1:18.832	60	YOUNGE	29.807	13	60	YOUNGE	1:48.596	1:48.858	0.262
14	82	SMITH	1:18.883	912	WHITE	30.032	14	912	WHITE	1:48.678	1:48.678	0.000
15	188	KRAWIECKI	1:19.764	188	KRAWIECKI	30.074	15	188	KRAWIECKI	1:49.838	1:49.861	0.023
16	675	SMYTH	1:20.510	149	HAMMETT	30.229	16	149	HAMMETT	1:50.756	1:51.100	0.344
17	149	HAMMETT	1:20.527	25	WHITCHER	30.348	17	675	SMYTH	1:50.917	1:51.004	0.087
18	25	WHITCHER	1:21.234	50	BEHAL	30.349	18	25	WHITCHER	1:51.582	1:51.684	0.102
19	50	BEHAL	1:21.319	675	SMYTH	30.407	19	50	BEHAL	1:51.668	1:51.888	0.220
20	143	PRENDERGAST	1:21.837	143	PRENDERGAST	30.569	20	143	PRENDERGAST	1:52.406	1:52.699	0.293
21	961	SIM	1:21.994	961	SIM	30.740	21	961	SIM	1:52.734	1:53.087	0.353
22	471	WATSON	1:23.485	471	WATSON	31.252	22	471	WATSON	1:54.737	1:54.737	0.000
23	90	WATSON	1:23.995	3	LAMB DEN	31.856	23	90	WATSON	1:55.864	1:56.734	0.870
24	3	LAMB DEN	1:24.468	90	WATSON	31.869	24	3	LAMB DEN	1:56.324	1:56.710	0.386
25	150	ROBSON	1:25.501	72	MILLER	31.988	25	150	ROBSON	1:57.852	1:57.852	0.000
26	69	WINDEATT	1:26.023	69	WINDEATT	32.029	26	69	WINDEATT	1:58.052	1:58.598	0.546
27	8	SAUNDERS	1:26.153	150	ROBSON	32.351	27	8	SAUNDERS	1:58.633	1:58.907	0.274
28	47	PEAKE	1:26.391	8	SAUNDERS	32.480	28	72	MILLER	1:59.152	1:59.183	0.031
29	83	SKEELS-PIGGINS	1:26.612	83	SKEELS-PIGGINS	32.551	29	83	SKEELS-PIGGINS	1:59.163	1:59.259	0.096
30	72	MILLER	1:27.164	47	PEAKE	32.954	30	47	PEAKE	1:59.345	1:59.345	0.000
31	93	GRISTWOOD	1:32.757	93	GRISTWOOD	36.009	31	93	GRISTWOOD	2:08.766	2:09.116	0.350
32	16	LANSDELL	1:34.362	16	LANSDELL	36.940	32	16	LANSDELL	2:11.302	2:11.923	0.621
33							33	18	BLOCH		1:49.967	

Weather / Track : Bright / Dry

Results can be found at www.tsl-timing.com

Oulton Park International
Circuit Length = 2.6920 miles
Start: 14:54 Flag 00:00 End: 15:15

Printed - 08:52 Saturday, 30 March 2019



RACE 3 - GRID (8 Laps) - AMENDED

ROW 13	39	1:59.259	83	Talan SKEELS-PIGGINS	38	161	Chris GREEN	37	92	Duncan GROVE		
ROW 12	36	41	Alan TAYLOR	35	17	Andrew GILL	34	7	Thomas BENSTED			
ROW 11	33	2:11.923	16	Geoff LANSDELL	32	2:09.116	93	Jack GRISTWOOD	31	1:59.345	47	James PEAKE
ROW 10	30	1:59.183	72	Kevin MILLER	29	1:58.907	8	Dave SAUNDERS	28	1:58.598	69	Robert WINDEATT
ROW 9	27	1:57.852	150	Paul ROBSON	26	1:56.734	90	Edward WATSON	25	1:56.710	3	Joey LAMBDEN
ROW 8	24	1:54.737	471	Thomas WATSON	23	1:53.087	961	Jack SIM	22	1:52.699	143	Daire PRENDERGAST
ROW 7	21	1:51.888	50	Aditya Singh BEHAL	20	1:51.684	25	Nick WHITCHER	19	1:51.100	149	Callum HAMMETT
ROW 6	18	1:51.004	675	Samuel SMYTH	17	1:50.578	160	Chris GREEN	16	1:49.967	8	Cedric BLOCH
ROW 5	15	1:49.861	188	Dawid KRAWIECKI	14	1:48.858	60	Jack YOUNGE	13	1:48.804	82	Andrew SMITH
ROW 4	12	1:48.678	912	Michael WHITE	11	1:48.571	14	Chris BURRAGE	10	1:48.423	81	Liam DUFFETT
ROW 3	9	1:47.920	56	Michael MILLS	8	1:47.338	84	Ben WOTTON	7	1:46.028	74	Scott STEVENS
ROW 2	6	1:45.167	32	Mark PIPER	5	1:45.043	66	Cameron FRASER	4	1:44.923	46	Harry ROWLINGS
ROW 1	3	1:44.494	86	Jamie KELMAN	2	1:43.730	48	Michael EVANS	1	1:43.275	26	Adam HARTGROVE
												Pole

Oulton Park International
Circuit Length = 2.6920 miles

These results are provisional until the conclusion of any judicial and technical matters.

Clerk Of Course :	Timekeeper :
-------------------	--------------

Results can be found at www.tsl-timing.com

Printed - 16:07 Friday, 29 March 2019



RACE 3 - CLASSIFICATION

POS	NO	CL	PIC NAME	ENTRY	LAPS	TIME	GAP	DIFF	MPH	BEST	ON
1	26		1 Adam HARTGROVE	Yamaha - adamhartgroveracing	8	13:52.694			93.10	1:42.702	8
2	48		2 Michael EVANS	- Wilcock consulting	8	13:54.174	1.480	1.480	92.94	1:42.681	7
3	66		3 Cameron FRASER	Yamaha -	8	14:02.526	9.832	8.352	92.02	1:43.790	8
4	32		4 Mark PIPER	Yamaha - please sponsor me	8	14:10.461	17.767	7.935	91.16	1:45.413	3
5	86		5 Jamie KELMAN	Triumph -	8	14:10.663	17.969	0.202	91.14	1:45.435	2
6	74	C	1 Scott STEVENS	Kawasaki - east midland superbikes	8	14:10.885	18.191	0.222	91.11	1:44.443	7
7	84		6 Ben WOTTON	Triumph - JAMES JACKSON RACING (JJR) TRIUMPH	8	14:12.057	19.363	1.172	90.99	1:44.572	8
8	46		7 Harry ROWLINGS	Triumph - Bernard Elliott racing / Steve Jordan moto	8	14:23.706	31.012	11.649	89.76	1:45.865	6
9	912	C	2 Michael WHITE	Yamaha - Race Lab Suspension	8	14:25.687	32.993	1.981	89.55	1:46.933	5
10	60	C	3 Jack YOUNGE	Yamaha - Chase Timber Products	8	14:27.848	35.154	2.161	89.33	1:47.200	7
11	82		8 Andrew SMITH	Kawasaki - MSS Performance / Addition Steel	8	14:27.978	35.284	0.130	89.32	1:46.877	7
12	81	C	4 Liam DUFFETT	Triumph -	8	14:28.366	35.672	0.388	89.28	1:47.238	7
13	56		9 Michael MILLS	Yamaha - A51 Racing	8	14:28.797	36.103	0.431	89.23	1:46.945	6
14	14		10 Chris BURRAGE	Kawasaki - Seton tuning	8	14:41.236	48.542	12.439	87.97	1:47.962	8
15	18	C	5 Cedric BLOCH	Kawazaki - Brigit's Group & SDC Performance	8	14:46.187	53.493	4.951	87.48	1:48.655	3
16	143		11 Daire PRENDERGAST	Kawasaki -	8	14:56.063	1:03.369	9.876	86.52	1:50.510	6
17	41		12 Alan TAYLOR	Yamaha -	8	15:03.782	1:11.088	7.719	85.78	1:49.102	7
18	149	C	6 Callum HAMMETT	Yamaha -	8	15:04.127	1:11.433	0.345	85.75	1:49.740	7
19	17		13 Andrew GILL	Kawasaki -	8	15:04.520	1:11.826	0.393	85.71	1:49.376	8
20	25	C	7 Nick WHITCHER	Yamaha -	8	15:07.660	1:14.966	3.140	85.41	1:50.500	6
21	675		14 Samuel SMYTH	Triumph -	8	15:14.038	1:21.344	6.378	84.82	1:50.600	7
22	47	C	8 James PEAKE	Yamaha - Sanda, Arienne and Lewis	8	15:21.499	1:28.805	7.461	84.13	1:52.663	8
23	3		15 Joey LAMBDEN	Yamaha -	8	15:31.239	1:38.545	9.740	83.25	1:53.069	6
24	69	C	9 Robert WINDEATT	Yamaha - L&W Contractors	8	15:40.376	1:47.682	9.137	82.44	1:54.356	8
25	961		16 Jack SIM	Yamaha -	8	15:42.221	1:49.527	1.845	82.28	1:56.047	2
26	8	C	10 Dave SAUNDERS	Honda -	8	15:42.847	1:50.153	0.626	82.23	1:55.180	6
27	90	C	11 Edward WATSON	Yamaha - Motorsportdays.com TEA Time Racing	8	15:42.973	1:50.279	0.126	82.21	1:54.184	5
28	83		17 Talan SKEELS-PIGGINS	Yamaha - Talan Racing	7	14:00.838	1 Lap	1 Lap	80.68	1:57.290	3
29	93	C	12 Jack GRISTWOOD	Suzuki -	7	15:06.718	1 Lap	1:05.880	74.81	2:06.677	2

NOT CLASSIFIED

DNF	150		Paul ROBSON	Yamaha - RBProperty services & Environment Light	6	12:53.460	2 Laps	1 Lap	75.17	2:01.714	5
DNF	92	C	Duncan GROVE	Yamaha -	5	10:13.606	3 Laps	1 Lap	78.97	1:57.112	3
DNF	188	C	Dawid KRAWIECKI	Yamaha - Code Blue LTD & D A East Electrical	0						
DNF	50		Aditya Singh BEHAL	Yamaha - Urban Nomads Racing.	0						

FASTEST LAP

48			Michael EVANS	- Wilcock consulting	7	1:42.681		94.38 mph		151.89 kph	
74	C		Scott STEVENS	Kawasaki - east midland superbikes	7	1:44.443		92.79 mph		149.33 kph	

Class - 92.5% of Race Speed = 86.11 mph
 Class C - 92.5% of Race Speed = 84.27 mph

Oulton Park International
 Circuit Length = 2.6920 miles
 Start: 09:42 Flag 09:56 End: 09:58

Weather / Track : Cloudy / Dry

These results are provisional until the conclusion of any judicial and technical matters.

Clerk Of Course :	Timekeeper :
-------------------	--------------

Results can be found at www.tsl-timing.com

Printed - 09:59 Saturday, 30 March 2019



BMCRC - MRO Championships 2019 - Rnd 2 @ Oulton Park International

Team Respro MRO 600 inc MSS Performance MRO Clubman 600

RACE 3 - LAP CHART

LAP 1 @ 09:44:27.047		
NO	BEHIND	LAP TIME

48		1:48.679
26	1.262	1:49.941
86	1.377	1:50.056
32	1.882	1:50.561
66	2.928	1:51.607
912	4.324	1:53.003
46	4.372	1:53.051
74	4.490	1:53.169
56	5.157	1:53.836
84	5.251	1:53.930
81	6.511	1:55.190
60	7.026	1:55.705
82	7.227	1:55.906
18	8.215	1:56.894
143	10.518	1:59.197
14	10.642	1:59.321
961	14.611	2:03.290
25	14.751	2:03.430
675	15.295	2:03.974
149	15.465	2:04.144
47	15.722	2:04.401
17	16.135	2:04.814
41	17.306	2:05.985
8	18.571	2:07.250
90	19.205	2:07.884
69	19.591	2:08.270
3	20.192	2:08.871
83	23.881	2:12.560
93	24.427	2:13.106
92	24.527	2:13.206
150	24.796	2:13.475

LAP 2 @ 09:46:11.779		
NO	BEHIND	LAP TIME

48		1:44.732
26	0.607	1:44.077
86	2.080	1:45.435
32	2.756	1:45.606
66	3.031	1:44.835
74	6.974	1:47.216
46	7.248	1:47.608
912	7.904	1:48.312
84	7.976	1:47.457
56	8.038	1:47.613
60	9.688	1:47.394
81	10.244	1:48.465
82	10.592	1:48.097
18	12.254	1:48.771
143	16.819	1:51.033
14	16.916	1:51.006
25	25.114	1:55.095
149	25.478	1:54.745
961	25.926	1:56.047
675	26.250	1:55.687
17	26.397	1:54.994
41	26.422	1:53.848
47	27.592	1:56.602
69	31.024	1:56.165
8	31.984	1:58.145
90	32.725	1:58.252
3	32.821	1:57.361
83	38.109	1:58.960

LAP 3 @ 09:47:55.726		
NO	BEHIND	LAP TIME

48		1:43.947
26	0.225	1:43.565
86	3.771	1:45.638
66	3.993	1:44.909
32	4.222	1:45.413
74	8.830	1:45.803
84	9.156	1:45.127
912	11.564	1:47.607
56	12.595	1:48.504
60	13.041	1:47.300
46	13.190	1:49.889
81	13.696	1:47.399
82	14.043	1:47.398
18	16.962	1:48.655
14	21.291	1:48.322
143	24.256	1:51.384
25	33.071	1:51.904
149	33.382	1:51.851
17	34.633	1:52.183
41	35.522	1:53.047
675	37.750	1:55.447
961	38.331	1:56.352
47	38.383	1:54.738
69	44.428	1:57.351
3	44.787	1:55.913
8	45.803	1:57.766
90	46.510	1:57.732
83	51.452	1:57.290
92	52.443	1:57.112
150	1:03.434	2:02.252
93	1:10.555	2:08.130

LAP 4 @ 09:49:39.449		
NO	BEHIND	LAP TIME

48		1:43.723
26	0.160	1:43.658
66	5.025	1:44.755
86	5.965	1:45.917
32	6.051	1:45.552
74	10.640	1:45.533
84	10.847	1:45.414
912	15.112	1:47.271
56	16.774	1:47.902
46	16.906	1:47.439
60	17.049	1:47.731
81	17.231	1:47.258
82	17.562	1:47.242
18	22.735	1:49.496
14	25.895	1:48.327
143	31.909	1:51.376
25	41.361	1:52.013
149	41.543	1:51.884
17	41.993	1:51.083
41	42.134	1:50.335
675	46.594	1:52.567
47	47.630	1:52.970
961	52.192	1:57.584
3	55.295	1:54.231

LAP 5 @ 09:51:22.426		
NO	BEHIND	LAP TIME

26		1:42.817
48	0.737	1:43.714
66	6.463	1:44.415
86	8.487	1:45.499
32	8.617	1:45.543
74	12.817	1:45.154
84	13.169	1:45.299
912	19.068	1:46.933
46	20.096	1:46.167
81	21.750	1:47.496
60	21.786	1:47.714
82	22.091	1:47.506
56	23.316	1:49.519
18	29.880	1:50.122
14	31.384	1:48.466
143	39.813	1:50.881
149	48.752	1:50.186
41	50.374	1:51.217
25	50.722	1:52.338
17	51.270	1:52.254
675	55.885	1:52.268
47	57.664	1:53.011
961	1:06.422	1:57.207
3	1:06.597	1:54.279
69	1:08.826	1:55.489
90	1:09.420	1:54.184
8	1:10.514	1:55.520
83	1:21.115	1:58.296
92	1:29.548	2:06.453 P
150	1:41.834	2:01.714

LAP 6 @ 09:53:05.574		
NO	BEHIND	LAP TIME

26		1:43.148
48	0.776	1:43.187
66	7.485	1:44.170
86	11.431	1:46.092
32	11.543	1:46.074
74	14.527	1:44.858
84	14.943	1:44.922
93	1 Lap	2:06.848
46	22.813	1:45.865
912	23.351	1:47.431
60	26.081	1:47.443
81	26.348	1:47.746
82	26.844	1:47.901
56	27.113	1:46.945
14	37.045	1:48.809
18	37.301	1:50.569
143	47.175	1:50.510
149	55.782	1:50.178
41	56.615	1:49.389
25	58.074	1:50.500
17	58.524	1:50.402

LAP 7 @ 09:54:48.360		
NO	BEHIND	LAP TIME

26		1:42.786
48	0.671	1:42.681
66	8.744	1:44.045
32	14.346	1:45.589
86	15.228	1:46.583
74	16.184	1:44.443
84	17.493	1:45.336
46	26.653	1:46.626
912	28.639	1:48.074
60	30.495	1:47.200
81	30.800	1:47.238
82	30.935	1:46.877
56	31.577	1:47.250
14	43.282	1:49.023
150	1 Lap	2:27.568 P
18	45.360	1:50.845
93	1 Lap	2:16.352
143	55.091	1:50.702
149	1:02.736	1:49.740
41	1:02.931	1:49.102
17	1:05.152	1:49.414
25	1:06.978	1:51.690
675	1:11.507	1:50.600
47	1:18.844	1:53.860
3	1:26.889	1:53.157
961	1:35.034	1:57.403
90	1:35.372	1:55.803
8	1:35.995	1:56.235
69	1:36.028	1:56.230

LAP 8 @ 09:56:31.062		
NO	BEHIND	LAP TIME

26		1:42.702
48	1.480	1:43.511
83	1 Lap	1:57.793
66	9.832	1:43.790
32	17.767	1:46.123
86	17.969	1:45.443
74	18.191	1:44.709
84	19.363	1:44.572
46	31.012	1:47.061
912	32.993	1:47.056
60	35.154	1:47.361
82	35.284	1:47.051
81	35.672	1:47.574
56	36.103	1:47.228
14	48.542	1:47.962
18	53.493	1:50.835
143	1:03.369	1:50.980
41	1:11.088	1:50.859
149	1:11.433	1:51.399
17	1:11.826	1:49.376
93	1 Lap	2:08.078

25	1:14.966	1:50.690
675	1:21.344	1:52.539
47	1:28.805	1:52.663
3	1:38.545	1:54.358
69	1:47.682	1:54.356
961	1:49.527	1:57.195
8	1:50.153	1:56.860
90	1:50.279	1:57.609

Weather / Track : Cloudy / Dry

Oulton Park International
Circuit Length = 2.6920 miles
Start: 09:42 Flag 09:56 End: 09:58

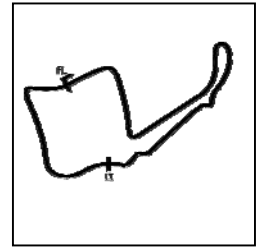
Results can be found at www.tsl-timing.com

Printed - 10:00 Saturday, 30 March 2019

BMCRC - MRO Championships 2019 - Rnd 2 @ Oulton Park International

Team Respro MRO 600 inc MSS Performance MRO Clubman 600

RACE 3 - SECTOR ANALYSIS



SECTOR 1 = FL to I1, SECTOR 2 = I1 to FL, DIFF = Difference To Personal Best Lap, P = Crossed Finish Line in Pit Lane, D = Time Disallowed

P1 26 Adam HARTGROVE		Yamaha - adamhartgroveracing				
IDEAL LAP TIME : 1:42.569		BEST LAP TIME : 1:42.702		DIFFERENCE : 0.133		
LAP	SECTOR 1	SECTOR 2	LAP TIME	MPH	DIFF	TIME OF DAY
1 -		28.535	1:49.941	88.14	7.239	09:44:28.309
2 -	1:15.319	28.758	1:44.077	93.11	1.375	09:46:12.386
3 -	1:15.164	28.401	1:43.565	93.57	0.863	09:47:55.951
4 -	1:15.242	28.416	1:43.658	93.49	0.956	09:49:39.609
5 -	1:14.878	27.939	1:42.817 (3)	94.25	0.115	09:51:22.426
6 -	1:15.039	28.109	1:43.148	93.95	0.446	09:53:05.574
7 -	1:14.740	28.046	1:42.786 (2)	94.28	0.084	09:54:48.360
8 -	1:14.630	28.072	1:42.702 (1)	94.36		09:56:31.062

P2 48 Michael EVANS		- Wilcock consulting				
IDEAL LAP TIME : 1:42.681		BEST LAP TIME : 1:42.681		DIFFERENCE : 0.000		
LAP	SECTOR 1	SECTOR 2	LAP TIME	MPH	DIFF	TIME OF DAY
1 -		28.451	1:48.679	89.17	5.998	09:44:27.047
2 -	1:16.262	28.470	1:44.732	92.53	2.051	09:46:11.779
3 -	1:15.595	28.352	1:43.947	93.23	1.266	09:47:55.726
4 -	1:15.164	28.559	1:43.723	93.43	1.042	09:49:39.449
5 -	1:15.601	28.113	1:43.714	93.44	1.033	09:51:23.163
6 -	1:14.998	28.189	1:43.187 (2)	93.91	0.506	09:53:06.350
7 -	1:14.569	28.112	1:42.681 (1)	94.38		09:54:49.031
8 -	1:15.102	28.409	1:43.511 (3)	93.62	0.830	09:56:32.542

P3 66 Cameron FRASER		Yamaha -				
IDEAL LAP TIME : 1:43.723		BEST LAP TIME : 1:43.790		DIFFERENCE : 0.067		
LAP	SECTOR 1	SECTOR 2	LAP TIME	MPH	DIFF	TIME OF DAY
1 -		28.462	1:51.607	86.83	7.817	09:44:29.975
2 -	1:16.156	28.679	1:44.835	92.44	1.045	09:46:14.810
3 -	1:16.063	28.846	1:44.909	92.37	1.119	09:47:59.719
4 -	1:16.313	28.442	1:44.755	92.51	0.965	09:49:44.474
5 -	1:16.005	28.410	1:44.415	92.81	0.625	09:51:28.889
6 -	1:15.920	28.250	1:44.170 (3)	93.03	0.380	09:53:13.059
7 -	1:15.666	28.379	1:44.045 (2)	93.14	0.255	09:54:57.104
8 -	1:15.473	28.317	1:43.790 (1)	93.37		09:56:40.894

P4 32 Mark PIPER		Yamaha - please sponsor me				
IDEAL LAP TIME : 1:44.924		BEST LAP TIME : 1:45.413		DIFFERENCE : 0.489		
LAP	SECTOR 1	SECTOR 2	LAP TIME	MPH	DIFF	TIME OF DAY
1 -		28.274	1:50.561	87.65	5.148	09:44:28.929
2 -	1:17.008	28.598	1:45.606	91.76	0.193	09:46:14.535
3 -	1:16.799	28.614	1:45.413 (1)	91.93		09:47:59.948
4 -	1:16.698	28.854	1:45.552 (3)	91.81	0.139	09:49:45.500
5 -	1:16.650	28.893	1:45.543 (2)	91.82	0.130	09:51:31.043
6 -	1:16.874	29.200	1:46.074	91.36	0.661	09:53:17.117
7 -	1:16.970	28.619	1:45.589	91.78	0.176	09:55:02.706
8 -	1:17.114	29.009	1:46.123	91.32	0.710	09:56:48.829

P5 86 Jamie KELMAN		Triumph -				
IDEAL LAP TIME : 1:45.219		BEST LAP TIME : 1:45.435		DIFFERENCE : 0.216		
LAP	SECTOR 1	SECTOR 2	LAP TIME	MPH	DIFF	TIME OF DAY
1 -		28.825	1:50.056	88.05	4.621	09:44:28.424
2 -	1:16.394	29.041	1:45.435 (1)	91.91		09:46:13.859
3 -	1:16.750	28.888	1:45.638	91.74	0.203	09:47:59.497
4 -	1:16.841	29.076	1:45.917	91.49	0.482	09:49:45.414
5 -	1:16.455	29.044	1:45.499 (3)	91.86	0.064	09:51:30.913
6 -	1:16.527	29.565	1:46.092	91.34	0.657	09:53:17.005
7 -	1:17.646	28.937	1:46.583	90.92	1.148	09:55:03.588
8 -	1:16.579	28.864	1:45.443 (2)	91.91	0.008	09:56:49.031

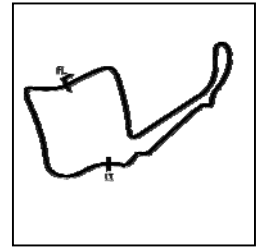
Weather / Track : Cloudy / Dry

Oulton Park International
Circuit Length = 2.6920 miles
Start: 09:42 Flag 09:56 End: 09:58

BMCRC - MRO Championships 2019 - Rnd 2 @ Oulton Park International

Team Respro MRO 600 inc MSS Performance MRO Clubman 600

RACE 3 - SECTOR ANALYSIS



SECTOR 1 = FL to I1, SECTOR 2 = I1 to FL, DIFF = Difference To Personal Best Lap, P = Crossed Finish Line in Pit Lane, D = Time Disallowed

P6 74 C		Scott STEVENS		Kawasaki - east midland superbikes			
IDEAL LAP TIME : 1:44.357		BEST LAP TIME : 1:44.443		DIFFERENCE : 0.086			
LAP	SECTOR 1	SECTOR 2	LAP TIME	MPH	DIFF	TIME OF DAY	
1 -		28.799	1:53.169	85.63	8.726	09:44:31.537	
2 -	1:18.004	29.212	1:47.216	90.39	2.773	09:46:18.753	
3 -	1:17.102	28.701	1:45.803	91.59	1.360	09:48:04.556	
4 -	1:16.851	28.682	1:45.533	91.83	1.090	09:49:50.089	
5 -	1:16.532	28.622	1:45.154	92.16	0.711	09:51:35.243	
6 -	1:16.335	28.523	1:44.858 (3)	92.42	0.415	09:53:20.101	
7 -	1:15.834	28.609	1:44.443 (1)	92.79		09:55:04.544	
8 -	1:16.160	28.549	1:44.709 (2)	92.55	0.266	09:56:49.253	

P7 84		Ben WOTTON		Triumph - JAMES JACKSON RACING (JJR) TRIUMPH			
IDEAL LAP TIME : 1:44.518		BEST LAP TIME : 1:44.572		DIFFERENCE : 0.054			
LAP	SECTOR 1	SECTOR 2	LAP TIME	MPH	DIFF	TIME OF DAY	
1 -		28.944	1:53.930	85.06	9.358	09:44:32.298	
2 -	1:17.493	29.964	1:47.457	90.18	2.885	09:46:19.755	
3 -	1:16.537	28.590	1:45.127 (3)	92.18	0.555	09:48:04.882	
4 -	1:16.831	28.583	1:45.414	91.93	0.842	09:49:50.296	
5 -	1:16.726	28.573	1:45.299	92.03	0.727	09:51:35.595	
6 -	1:16.237	28.685	1:44.922 (2)	92.36	0.350	09:53:20.517	
7 -	1:15.945	29.391	1:45.336	92.00	0.764	09:55:05.853	
8 -	1:15.970	28.602	1:44.572 (1)	92.67		09:56:50.425	

P8 46		Harry ROWLINGS		Triumph - Bernard Elliott racing / Steve Jordan motorcycles			
IDEAL LAP TIME : 1:45.622		BEST LAP TIME : 1:45.865		DIFFERENCE : 0.243			
LAP	SECTOR 1	SECTOR 2	LAP TIME	MPH	DIFF	TIME OF DAY	
1 -		29.200	1:53.051	85.72	7.186	09:44:31.419	
2 -	1:17.991	29.617	1:47.608	90.06	1.743	09:46:19.027	
3 -	1:20.568	29.321	1:49.889	88.19	4.024	09:48:08.916	
4 -	1:18.161	29.278	1:47.439	90.20	1.574	09:49:56.355	
5 -	1:17.307	28.860	1:46.167 (2)	91.28	0.302	09:51:42.522	
6 -	1:16.762	29.103	1:45.865 (1)	91.54		09:53:28.387	
7 -	1:17.372	29.254	1:46.626 (3)	90.89	0.761	09:55:15.013	
8 -	1:17.942	29.119	1:47.061	90.52	1.196	09:57:02.074	

P9 912 C		Michael WHITE		Yamaha - Race Lab Suspension			
IDEAL LAP TIME : 1:46.932		BEST LAP TIME : 1:46.933		DIFFERENCE : 0.001			
LAP	SECTOR 1	SECTOR 2	LAP TIME	MPH	DIFF	TIME OF DAY	
1 -		29.505	1:53.003	85.76	6.070	09:44:31.371	
2 -	1:17.904	30.408	1:48.312	89.47	1.379	09:46:19.683	
3 -	1:18.050	29.557	1:47.607	90.06	0.674	09:48:07.290	
4 -	1:17.486	29.785	1:47.271 (3)	90.34	0.338	09:49:54.561	
5 -	1:17.427	29.506	1:46.933 (1)	90.62		09:51:41.494	
6 -	1:17.495	29.936	1:47.431	90.20	0.498	09:53:28.925	
7 -	1:18.479	29.595	1:48.074	89.67	1.141	09:55:16.999	
8 -	1:17.472	29.584	1:47.056 (2)	90.52	0.123	09:57:04.055	

P10 60 C		Jack YOUNGE		Yamaha - Chase Timber Products			
IDEAL LAP TIME : 1:47.086		BEST LAP TIME : 1:47.200		DIFFERENCE : 0.114			
LAP	SECTOR 1	SECTOR 2	LAP TIME	MPH	DIFF	TIME OF DAY	
1 -		29.365	1:55.705	83.75	8.505	09:44:34.073	
2 -	1:18.071	29.323	1:47.394	90.24	0.194	09:46:21.467	
3 -	1:18.036	29.264	1:47.300 (2)	90.31	0.100	09:48:08.767	
4 -	1:17.937	29.794	1:47.731	89.95	0.531	09:49:56.498	
5 -	1:18.109	29.605	1:47.714	89.97	0.514	09:51:44.212	
6 -	1:18.213	29.230	1:47.443	90.19	0.243	09:53:31.655	
7 -	1:17.959	29.241	1:47.200 (1)	90.40		09:55:18.855	

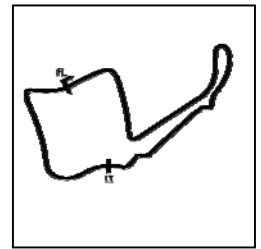
Weather / Track : Cloudy / Dry

Oulton Park International
 Circuit Length = 2.6920 miles
 Start: 09:42 Flag 09:56 End: 09:58

BMCRC - MRO Championships 2019 - Rnd 2 @ Oulton Park International

Team Respro MRO 600 inc MSS Performance MRO Clubman 600

RACE 3 - SECTOR ANALYSIS



SECTOR 1 = FL to I1, SECTOR 2 = I1 to FL, DIFF = Difference To Personal Best Lap, P = Crossed Finish Line in Pit Lane, D = Time Disallowed

8 - **1:17.856** 29.505 1:47.361 (3) 90.26 0.161 09:57:06.216

P11 82		Andrew SMITH		Kawasaki - MSS Performance / Addition Steel			
IDEAL LAP TIME : 1:46.625		BEST LAP TIME : 1:46.877		DIFFERENCE : 0.252			
LAP	SECTOR 1	SECTOR 2	LAP TIME	MPH	DIFF	TIME OF DAY	
1 -		29.419	1:55.906	83.61	9.029	09:44:34.274	
2 -	1:18.848	29.249	1:48.097	89.65	1.220	09:46:22.371	
3 -	1:18.442	28.956	1:47.398	90.23	0.521	09:48:09.769	
4 -	1:18.211	29.031	1:47.242 (3)	90.36	0.365	09:49:57.011	
5 -	1:18.322	29.184	1:47.506	90.14	0.629	09:51:44.517	
6 -	1:18.836	29.065	1:47.901	89.81	1.024	09:53:32.418	
7 -	1:17.735	29.142	1:46.877 (1)	90.67		09:55:19.295	
8 -	1:17.669	29.382	1:47.051 (2)	90.52	0.174	09:57:06.346	

P12 81 C		Liam DUFFETT		Triumph -			
IDEAL LAP TIME : 1:47.030		BEST LAP TIME : 1:47.238		DIFFERENCE : 0.208			
LAP	SECTOR 1	SECTOR 2	LAP TIME	MPH	DIFF	TIME OF DAY	
1 -		29.222	1:55.190	84.13	7.952	09:44:33.558	
2 -	1:19.097	29.368	1:48.465	89.34	1.227	09:46:22.023	
3 -	1:18.246	29.153	1:47.399 (3)	90.23	0.161	09:48:09.422	
4 -	1:18.132	29.126	1:47.258 (2)	90.35	0.020	09:49:56.680	
5 -	1:18.285	29.211	1:47.496	90.15	0.258	09:51:44.176	
6 -	1:18.710	29.036	1:47.746	89.94	0.508	09:53:31.922	
7 -	1:17.994	29.244	1:47.238 (1)	90.37		09:55:19.160	
8 -	1:18.377	29.197	1:47.574	90.08	0.336	09:57:06.734	

P13 56		Michael MILLS		Yamaha - A51 Racing			
IDEAL LAP TIME : 1:46.945		BEST LAP TIME : 1:46.945		DIFFERENCE : 0.000			
LAP	SECTOR 1	SECTOR 2	LAP TIME	MPH	DIFF	TIME OF DAY	
1 -		29.115	1:53.836	85.13	6.891	09:44:32.204	
2 -	1:18.367	29.246	1:47.613	90.05	0.668	09:46:19.817	
3 -	1:19.028	29.476	1:48.504	89.31	1.559	09:48:08.321	
4 -	1:18.644	29.258	1:47.902	89.81	0.957	09:49:56.223	
5 -	1:20.335	29.184	1:49.519	88.48	2.574	09:51:45.742	
6 -	1:17.989	28.956	1:46.945 (1)	90.61		09:53:32.687	
7 -	1:18.023	29.227	1:47.250 (3)	90.36	0.305	09:55:19.937	
8 -	1:18.255	28.973	1:47.228 (2)	90.38	0.283	09:57:07.165	

P14 14		Chris BURRAGE		Kawasaki - Seton tuning			
IDEAL LAP TIME : 1:47.962		BEST LAP TIME : 1:47.962		DIFFERENCE : 0.000			
LAP	SECTOR 1	SECTOR 2	LAP TIME	MPH	DIFF	TIME OF DAY	
1 -		29.963	1:59.321	81.22	11.359	09:44:37.689	
2 -	1:20.823	30.183	1:51.006	87.30	3.044	09:46:28.695	
3 -	1:18.675	29.647	1:48.322 (2)	89.46	0.360	09:48:17.017	
4 -	1:18.600	29.727	1:48.327 (3)	89.46	0.365	09:50:05.344	
5 -	1:18.942	29.524	1:48.466	89.34	0.504	09:51:53.810	
6 -	1:18.852	29.957	1:48.809	89.06	0.847	09:53:42.619	
7 -	1:18.496	30.527	1:49.023	88.89	1.061	09:55:31.642	
8 -	1:18.486	29.476	1:47.962 (1)	89.76		09:57:19.604	

P15 18 C		Cedric BLOCH		Kawasaki - Brigit's Group & SDC Performance			
IDEAL LAP TIME : 1:48.602		BEST LAP TIME : 1:48.655		DIFFERENCE : 0.053			
LAP	SECTOR 1	SECTOR 2	LAP TIME	MPH	DIFF	TIME OF DAY	
1 -		29.857	1:56.894	82.90	8.239	09:44:35.262	
2 -	1:18.889	29.882	1:48.771 (2)	89.09	0.116	09:46:24.033	
3 -	1:18.745	29.910	1:48.655 (1)	89.19		09:48:12.688	
4 -	1:19.481	30.015	1:49.496 (3)	88.50	0.841	09:50:02.184	
5 -	1:19.750	30.372	1:50.122	88.00	1.467	09:51:52.306	
6 -	1:20.120	30.449	1:50.569	87.64	1.914	09:53:42.875	

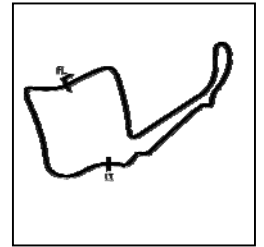
Weather / Track : Cloudy / Dry

Oulton Park International
Circuit Length = 2.6920 miles
Start: 09:42 Flag 09:56 End: 09:58

BMCRC - MRO Championships 2019 - Rnd 2 @ Oulton Park International

Team Respro MRO 600 inc MSS Performance MRO Clubman 600

RACE 3 - SECTOR ANALYSIS



SECTOR 1 = FL to I1, SECTOR 2 = I1 to FL, DIFF = Difference To Personal Best Lap, P = Crossed Finish Line in Pit Lane, D = Time Disallowed

7 -	1:19.138	31.707	1:50.845	87.43	2.190	09:55:33.720
8 -	1:20.121	30.714	1:50.835	87.43	2.180	09:57:24.555

P16 143		Daire PRENDERGAST		Kawasaki -			
IDEAL LAP TIME : 1:50.393		BEST LAP TIME : 1:50.510		DIFFERENCE : 0.117			
LAP	SECTOR 1	SECTOR 2	LAP TIME	MPH	DIFF	TIME OF DAY	
1 -		30.240	1:59.197	81.30	8.687	09:44:37.565	
2 -	1:20.769	30.264	1:51.033	87.28	0.523	09:46:28.598	
3 -	1:21.380	30.004	1:51.384	87.00	0.874	09:48:19.982	
4 -	1:21.047	30.329	1:51.376	87.01	0.866	09:50:11.358	
5 -	1:20.510	30.371	1:50.881 (3)	87.40	0.371	09:52:02.239	
6 -	1:20.389	30.121	1:50.510 (1)	87.69		09:53:52.749	
7 -	1:20.417	30.285	1:50.702 (2)	87.54	0.192	09:55:43.451	
8 -	1:20.641	30.339	1:50.980	87.32	0.470	09:57:34.431	

P17 41		Alan TAYLOR		Yamaha -			
IDEAL LAP TIME : 1:49.102		BEST LAP TIME : 1:49.102		DIFFERENCE : 0.000			
LAP	SECTOR 1	SECTOR 2	LAP TIME	MPH	DIFF	TIME OF DAY	
1 -		30.952	2:05.985	76.92	16.883	09:44:44.353	
2 -	1:22.946	30.902	1:53.848	85.12	4.746	09:46:38.201	
3 -	1:22.847	30.200	1:53.047	85.72	3.945	09:48:31.248	
4 -	1:20.240	30.095	1:50.335 (3)	87.83	1.233	09:50:21.583	
5 -	1:21.127	30.090	1:51.217	87.13	2.115	09:52:12.800	
6 -	1:19.510	29.879	1:49.389 (2)	88.59	0.287	09:54:02.189	
7 -	1:19.300	29.802	1:49.102 (1)	88.82		09:55:51.291	
8 -	1:20.067	30.792	1:50.859	87.42	1.757	09:57:42.150	

P18 149 C		Callum HAMMETT		Yamaha -			
IDEAL LAP TIME : 1:49.740		BEST LAP TIME : 1:49.740		DIFFERENCE : 0.000			
LAP	SECTOR 1	SECTOR 2	LAP TIME	MPH	DIFF	TIME OF DAY	
1 -		30.941	2:04.144	78.06	14.404	09:44:42.512	
2 -	1:23.449	31.296	1:54.745	84.45	5.005	09:46:37.257	
3 -	1:21.442	30.409	1:51.851	86.64	2.111	09:48:29.108	
4 -	1:21.577	30.307	1:51.884	86.61	2.144	09:50:20.992	
5 -	1:19.983	30.203	1:50.186 (3)	87.95	0.446	09:52:11.178	
6 -	1:20.133	30.045	1:50.178 (2)	87.96	0.438	09:54:01.356	
7 -	1:19.857	29.883	1:49.740 (1)	88.31		09:55:51.096	
8 -	1:20.851	30.548	1:51.399	86.99	1.659	09:57:42.495	

P19 17		Andrew GILL		Kawasaki -			
IDEAL LAP TIME : 1:48.852		BEST LAP TIME : 1:49.376		DIFFERENCE : 0.524			
LAP	SECTOR 1	SECTOR 2	LAP TIME	MPH	DIFF	TIME OF DAY	
1 -		31.324	2:04.814	77.64	15.438	09:44:43.182	
2 -	1:23.799	31.195	1:54.994	84.27	5.618	09:46:38.176	
3 -	1:21.854	30.329	1:52.183	86.38	2.807	09:48:30.359	
4 -	1:20.897	30.186	1:51.083	87.24	1.707	09:50:21.442	
5 -	1:21.936	30.318	1:52.254	86.33	2.878	09:52:13.696	
6 -	1:20.209	30.193	1:50.402 (3)	87.78	1.026	09:54:04.098	
7 -	1:19.549	29.865	1:49.414 (2)	88.57	0.038	09:55:53.512	
8 -	1:18.987	30.389	1:49.376 (1)	88.60		09:57:42.888	

P20 25 C		Nick WHITCHER		Yamaha -			
IDEAL LAP TIME : 1:50.500		BEST LAP TIME : 1:50.500		DIFFERENCE : 0.000			
LAP	SECTOR 1	SECTOR 2	LAP TIME	MPH	DIFF	TIME OF DAY	
1 -		31.592	2:03.430	78.51	12.930	09:44:41.798	
2 -	1:23.917	31.178	1:55.095	84.20	4.595	09:46:36.893	
3 -	1:21.335	30.569	1:51.904	86.60	1.404	09:48:28.797	
4 -	1:21.459	30.554	1:52.013	86.51	1.513	09:50:20.810	
5 -	1:21.681	30.657	1:52.338	86.26	1.838	09:52:13.148	

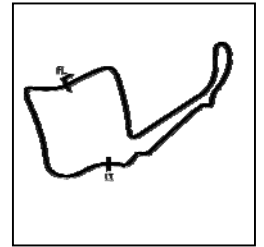
Weather / Track : Cloudy / Dry

Oulton Park International
Circuit Length = 2.6920 miles
Start: 09:42 Flag 09:56 End: 09:58

BMCRC - MRO Championships 2019 - Rnd 2 @ Oulton Park International

Team Respro MRO 600 inc MSS Performance MRO Clubman 600

RACE 3 - SECTOR ANALYSIS



SECTOR 1 = FL to I1, SECTOR 2 = I1 to FL, DIFF = Difference To Personal Best Lap, P = Crossed Finish Line in Pit Lane, D = Time Disallowed

6 -	1:20.331	30.169	1:50.500 (1)	87.70		09:54:03.648
7 -	1:21.387	30.303	1:51.690 (3)	86.76	1.190	09:55:55.338
8 -	1:20.367	30.323	1:50.690 (2)	87.55	0.190	09:57:46.028

P21 675	Samuel SMYTH		Triumph -			
IDEAL LAP TIME : 1:50.600		BEST LAP TIME : 1:50.600		DIFFERENCE : 0.000		
LAP	SECTOR 1	SECTOR 2	LAP TIME	MPH	DIFF	TIME OF DAY
1 -		31.387	2:03.974	78.17	13.374	09:44:42.342
2 -	1:24.363	31.324	1:55.687	83.77	5.087	09:46:38.029
3 -	1:24.503	30.944	1:55.447	83.94	4.847	09:48:33.476
4 -	1:21.396	31.171	1:52.567	86.09	1.967	09:50:26.043
5 -	1:21.465	30.803	1:52.268 (3)	86.32	1.668	09:52:18.311
6 -	1:20.719	30.237	1:50.956 (2)	87.34	0.356	09:54:09.267
7 -	1:20.520	30.080	1:50.600 (1)	87.62		09:55:59.867
8 -	1:21.759	30.780	1:52.539	86.11	1.939	09:57:52.406

P22 47 C	James PEAKE		Yamaha - Sanda, Arienne and Lewis			
IDEAL LAP TIME : 1:52.663		BEST LAP TIME : 1:52.663		DIFFERENCE : 0.000		
LAP	SECTOR 1	SECTOR 2	LAP TIME	MPH	DIFF	TIME OF DAY
1 -		31.426	2:04.401	77.90	11.738	09:44:42.769
2 -	1:25.029	31.573	1:56.602	83.11	3.939	09:46:39.371
3 -	1:23.398	31.340	1:54.738	84.46	2.075	09:48:34.109
4 -	1:21.934	31.036	1:52.970 (2)	85.78	0.307	09:50:27.079
5 -	1:21.929	31.082	1:53.011 (3)	85.75	0.348	09:52:20.090
6 -	1:22.365	30.889	1:53.254	85.57	0.591	09:54:13.344
7 -	1:22.429	31.431	1:53.860	85.11	1.197	09:56:07.204
8 -	1:21.910	30.753	1:52.663 (1)	86.02		09:57:59.867

P23 3	Joey LAMBDEN		Yamaha -			
IDEAL LAP TIME : 1:53.023		BEST LAP TIME : 1:53.069		DIFFERENCE : 0.046		
LAP	SECTOR 1	SECTOR 2	LAP TIME	MPH	DIFF	TIME OF DAY
1 -		32.427	2:08.871	75.20	15.802	09:44:47.239
2 -	1:24.997	32.364	1:57.361	82.57	4.292	09:46:44.600
3 -	1:23.848	32.065	1:55.913	83.60	2.844	09:48:40.513
4 -	1:23.237	30.994	1:54.231 (3)	84.83	1.162	09:50:34.744
5 -	1:22.281	31.998	1:54.279	84.80	1.210	09:52:29.023
6 -	1:22.111	30.958	1:53.069 (1)	85.71		09:54:22.092
7 -	1:22.065	31.092	1:53.157 (2)	85.64	0.088	09:56:15.249
8 -	1:22.464	31.894	1:54.358	84.74	1.289	09:58:09.607

P24 69 C	Robert WINDEATT		Yamaha - L&W Contractors			
IDEAL LAP TIME : 1:53.544		BEST LAP TIME : 1:54.356		DIFFERENCE : 0.812		
LAP	SECTOR 1	SECTOR 2	LAP TIME	MPH	DIFF	TIME OF DAY
1 -		32.030	2:08.270	75.55	13.914	09:44:46.638
2 -	1:24.615	31.550	1:56.165	83.42	1.809	09:46:42.803
3 -	1:25.420	31.931	1:57.351	82.58	2.995	09:48:40.154
4 -	1:24.576	31.033	1:55.609 (3)	83.82	1.253	09:50:35.763
5 -	1:24.310	31.179	1:55.489 (2)	83.91	1.133	09:52:31.252
6 -	1:25.525	31.381	1:56.906	82.89	2.550	09:54:28.158
7 -	1:24.452	31.778	1:56.230	83.38	1.874	09:56:24.388
8 -	1:22.511	31.845	1:54.356 (1)	84.74		09:58:18.744

P25 961	Jack SIM		Yamaha -			
IDEAL LAP TIME : 1:55.416		BEST LAP TIME : 1:56.047		DIFFERENCE : 0.631		
LAP	SECTOR 1	SECTOR 2	LAP TIME	MPH	DIFF	TIME OF DAY
1 -		31.583	2:03.290	78.60	7.243	09:44:41.658
2 -	1:23.833	32.214	1:56.047 (1)	83.51		09:46:37.705
3 -	1:24.560	31.792	1:56.352 (2)	83.29	0.305	09:48:34.057
4 -	1:25.363	32.221	1:57.584	82.42	1.537	09:50:31.641

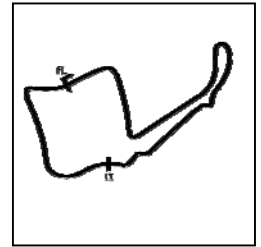
Weather / Track : Cloudy / Dry

Oulton Park International
Circuit Length = 2.6920 miles
Start: 09:42 Flag 09:56 End: 09:58

BMCRC - MRO Championships 2019 - Rnd 2 @ Oulton Park International

Team Respro MRO 600 inc MSS Performance MRO Clubman 600

RACE 3 - SECTOR ANALYSIS



SECTOR 1 = FL to I1, SECTOR 2 = I1 to FL, DIFF = Difference To Personal Best Lap, P = Crossed Finish Line in Pit Lane, D = Time Disallowed

5 -	1:25.245	31.962	1:57.207	82.68	1.160	09:52:28.848
6 -	1:25.278	31.865	1:57.143 (3)	82.73	1.096	09:54:25.991
7 -	1:25.638	31.765	1:57.403	82.54	1.356	09:56:23.394
8 -	1:25.299	31.896	1:57.195	82.69	1.148	09:58:20.589

P26		8 C		Dave SAUNDERS		Honda -	
IDEAL LAP TIME : 1:55.180		BEST LAP TIME : 1:55.180		DIFFERENCE : 0.000			
LAP	SECTOR 1	SECTOR 2	LAP TIME	MPH	DIFF	TIME OF DAY	
1 -		32.532	2:07.250	76.15	12.070	09:44:45.618	
2 -	1:25.372	32.773	1:58.145	82.02	2.965	09:46:43.763	
3 -	1:25.413	32.353	1:57.766	82.29	2.586	09:48:41.529	
4 -	1:24.084	31.807	1:55.891 (3)	83.62	0.711	09:50:37.420	
5 -	1:23.830	31.690	1:55.520 (2)	83.89	0.340	09:52:32.940	
6 -	1:23.679	31.501	1:55.180 (1)	84.14		09:54:28.120	
7 -	1:24.301	31.934	1:56.235	83.37	1.055	09:56:24.355	
8 -	1:24.987	31.873	1:56.860	82.93	1.680	09:58:21.215	

P27		90 C		Edward WATSON		Yamaha - Motorsportdays.com TEA Time Racing	
IDEAL LAP TIME : 1:54.184		BEST LAP TIME : 1:54.184		DIFFERENCE : 0.000			
LAP	SECTOR 1	SECTOR 2	LAP TIME	MPH	DIFF	TIME OF DAY	
1 -		32.630	2:07.884	75.78	13.700	09:44:46.252	
2 -	1:25.895	32.357	1:58.252	81.95	4.068	09:46:44.504	
3 -	1:25.356	32.376	1:57.732	82.31	3.548	09:48:42.236	
4 -	1:24.092	31.334	1:55.426 (2)	83.96	1.242	09:50:37.662	
5 -	1:23.060	31.124	1:54.184 (1)	84.87		09:52:31.846	
6 -	1:24.419	31.664	1:56.083	83.48	1.899	09:54:27.929	
7 -	1:23.915	31.888	1:55.803 (3)	83.68	1.619	09:56:23.732	
8 -	1:25.219	32.390	1:57.609	82.40	3.425	09:58:21.341	

P28		83		Talan SKEELS-PIGGINS		Yamaha - Talan Racing	
IDEAL LAP TIME : 1:57.290		BEST LAP TIME : 1:57.290		DIFFERENCE : 0.000			
LAP	SECTOR 1	SECTOR 2	LAP TIME	MPH	DIFF	TIME OF DAY	
1 -		33.882	2:12.560	73.10	15.270	09:44:50.928	
2 -	1:26.461	32.499	1:58.960	81.46	1.670	09:46:49.888	
3 -	1:25.227	32.063	1:57.290 (1)	82.62		09:48:47.178	
4 -	1:25.771	32.296	1:58.067	82.08	0.777	09:50:45.245	
5 -	1:25.948	32.348	1:58.296	81.92	1.006	09:52:43.541	
6 -	1:25.580	32.292	1:57.872 (3)	82.21	0.582	09:54:41.413	
7 -	1:25.432	32.361	1:57.793 (2)	82.27	0.503	09:56:39.206	

P29		93 C		Jack GRISTWOOD		Suzuki -	
IDEAL LAP TIME : 2:05.580		BEST LAP TIME : 2:06.677		DIFFERENCE : 1.097			
LAP	SECTOR 1	SECTOR 2	LAP TIME	MPH	DIFF	TIME OF DAY	
1 -		34.550	2:13.106	72.80	6.429	09:44:51.474	
2 -	1:31.030	35.647	2:06.677 (1)	76.50		09:46:58.151	
3 -	1:32.749	35.381	2:08.130	75.63	1.453	09:49:06.281	
4 -	1:31.872	35.655	2:07.527 (3)	75.99	0.850	09:51:13.808	
5 -	1:31.598	35.250	2:06.848 (2)	76.40	0.171	09:53:20.656	
6 -	1:40.104	36.248	2:16.352	71.07	9.675	09:55:37.008	
7 -	1:32.836	35.242	2:08.078	75.66	1.401	09:57:45.086	

P30		150		Paul ROBSON		Yamaha - RBProperty services & Environment Lighting	
IDEAL LAP TIME : 2:01.714		BEST LAP TIME : 2:01.714		DIFFERENCE : 0.000			
LAP	SECTOR 1	SECTOR 2	LAP TIME	MPH	DIFF	TIME OF DAY	
1 -		34.104	2:13.475	72.60	11.761	09:44:51.843	
2 -	1:30.899	34.166	2:05.065	77.49	3.351	09:46:56.908	
3 -	1:28.786	33.466	2:02.252 (2)	79.27	0.538	09:48:59.160	
4 -	1:30.315	33.071	2:03.386 (3)	78.54	1.672	09:51:02.546	
5 -	1:28.770	32.944	2:01.714 (1)	79.62		09:53:04.260	

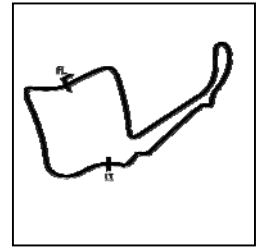
Weather / Track : Cloudy / Dry

Oulton Park International
Circuit Length = 2.6920 miles
Start: 09:42 Flag 09:56 End: 09:58

BMCRC - MRO Championships 2019 - Rnd 2 @ Oulton Park International

Team Respro MRO 600 inc MSS Performance MRO Clubman 600

RACE 3 - SECTOR ANALYSIS



SECTOR 1 = FL to I1, SECTOR 2 = I1 to FL, DIFF = Difference To Personal Best Lap, P = Crossed Finish Line in Pit Lane, D = Time Disallowed

6 - 1:31.165 IN PIT 2:27.568 P 65.67 25.854 09:55:31.828

P31 92 C		Duncan GROVE		Yamaha -		
IDEAL LAP TIME : 1:57.112		BEST LAP TIME : 1:57.112		DIFFERENCE : 0.000		
LAP	SECTOR 1	SECTOR 2	LAP TIME	MPH	DIFF	TIME OF DAY
1 -		33.842	2:13.206	72.75	16.094	09:44:51.574
2 -	1:27.195	32.288	1:59.483 (3)	81.11	2.371	09:46:51.057
3 -	1:24.933	32.179	1:57.112 (1)	82.75		09:48:48.169
4 -	1:24.977	32.375	1:57.352 (2)	82.58	0.240	09:50:45.521
5 -	1:26.315	IN PIT	2:06.453 P	76.63	9.341	09:52:51.974

BMCRC - MRO Championships 2019 - Rnd 2 @ Oulton Park International

Team Respro MRO 600 inc MSS Performance MRO Clubman 600

RACE 3 - BEST SECTORS

SECTOR 1			SECTOR 2			IDEAL / BEST COMPARISON						
POS	NO	NAME	TIME	NO	NAME	TIME	POS	NO	NAME	IDEAL	BEST	DIFF
									PERFECT LAP	1:42.508		
1	48	EVANS	1:14.569	26	HARTGROVE	27.939	1	26	HARTGROVE	1:42.569	1:42.702	0.133
2	26	HARTGROVE	1:14.630	48	EVANS	28.112	2	48	EVANS	1:42.681	1:42.681	0.000
3	66	FRASER	1:15.473	66	FRASER	28.250	3	66	FRASER	1:43.723	1:43.790	0.067
4	74	STEVENS	1:15.834	32	PIPER	28.274	4	74	STEVENS	1:44.357	1:44.443	0.086
5	84	WOTTON	1:15.945	74	STEVENS	28.523	5	84	WOTTON	1:44.518	1:44.572	0.054
6	86	KELMAN	1:16.394	84	WOTTON	28.573	6	32	PIPER	1:44.924	1:45.413	0.489
7	32	PIPER	1:16.650	86	KELMAN	28.825	7	86	KELMAN	1:45.219	1:45.435	0.216
8	46	ROWLINGS	1:16.762	46	ROWLINGS	28.860	8	46	ROWLINGS	1:45.622	1:45.865	0.243
9	912	WHITE	1:17.427	82	SMITH	28.956	9	82	SMITH	1:46.625	1:46.877	0.252
10	82	SMITH	1:17.669	56	MILLS	28.956	10	912	WHITE	1:46.932	1:46.933	0.001
11	60	YOUNGE	1:17.856	81	DUFFETT	29.036	11	56	MILLS	1:46.945	1:46.945	0.000
12	56	MILLS	1:17.989	60	YOUNGE	29.230	12	81	DUFFETT	1:47.030	1:47.238	0.208
13	81	DUFFETT	1:17.994	14	BURRAGE	29.476	13	60	YOUNGE	1:47.086	1:47.200	0.114
14	14	BURRAGE	1:18.486	912	WHITE	29.505	14	14	BURRAGE	1:47.962	1:47.962	0.000
15	18	BLOCH	1:18.745	41	TAYLOR	29.802	15	18	BLOCH	1:48.602	1:48.655	0.053
16	17	GILL	1:18.987	18	BLOCH	29.857	16	17	GILL	1:48.852	1:49.376	0.524
17	41	TAYLOR	1:19.300	17	GILL	29.865	17	41	TAYLOR	1:49.102	1:49.102	0.000
18	149	HAMMETT	1:19.857	149	HAMMETT	29.883	18	149	HAMMETT	1:49.740	1:49.740	0.000
19	25	WHITCHER	1:20.331	143	PRENDERGAST	30.004	19	143	PRENDERGAST	1:50.393	1:50.510	0.117
20	143	PRENDERGAST	1:20.389	675	SMYTH	30.080	20	25	WHITCHER	1:50.500	1:50.500	0.000
21	675	SMYTH	1:20.520	25	WHITCHER	30.169	21	675	SMYTH	1:50.600	1:50.600	0.000
22	47	PEAKE	1:21.910	47	PEAKE	30.753	22	47	PEAKE	1:52.663	1:52.663	0.000
23	3	LAMBDEN	1:22.065	3	LAMBDEN	30.958	23	3	LAMBDEN	1:53.023	1:53.069	0.046
24	69	WINDEATT	1:22.511	69	WINDEATT	31.033	24	69	WINDEATT	1:53.544	1:54.356	0.812
25	90	WATSON	1:23.060	90	WATSON	31.124	25	90	WATSON	1:54.184	1:54.184	0.000
26	8	SAUNDERS	1:23.679	8	SAUNDERS	31.501	26	8	SAUNDERS	1:55.180	1:55.180	0.000
27	961	SIM	1:23.833	961	SIM	31.583	27	961	SIM	1:55.416	1:56.047	0.631
28	92	GROVE	1:24.933	83	SKEELS-PIGGINS	32.063	28	92	GROVE	1:57.112	1:57.112	0.000
29	83	SKEELS-PIGGINS	1:25.227	92	GROVE	32.179	29	83	SKEELS-PIGGINS	1:57.290	1:57.290	0.000
30	150	ROBSON	1:28.770	150	ROBSON	32.944	30	150	ROBSON	2:01.714	2:01.714	0.000
31	93	GRISTWOOD	1:31.030	93	GRISTWOOD	34.550	31	93	GRISTWOOD	2:05.580	2:06.677	1.097
32												
33												

Weather / Track : Cloudy / Dry

Results can be found at www.tsl-timing.com

Oulton Park International
Circuit Length = 2.6920 miles
Start: 09:42 Flag 09:56 End: 09:58

Printed - 10:00 Saturday, 30 March 2019



RACE 13 - GRID (8 Laps)

ROW 13	1	38	83	Talan SKEELS-PIGGINS	37	16	Geoff LANSDSELL		
ROW 12	36	161	Chris GREEN	35	7	Thomas BENSTED	34	72	Kevin MILLER
ROW 11	33	471	Thomas WATSON	32	50	Aditya Singh BEHAL	31	188	Dawid KRAWIECKI
ROW 10	30	93	Jack GRISTWOOD	29	150	Paul ROBSON	28	92	Duncan GROVE
ROW 9	27	961	Jack SIM	26	8	Dave SAUNDERS	25	69	Robert WINDEATT
ROW 8	24	90	Edward WATSON	23	3	Joey LAMBDEN	22	47	James PEAKE
ROW 7	21	675	Samuel SMYTH	20	143	Daire PRENDERGAST	19	25	Nick WHITCHER
ROW 6	18	149	Callum HAMMETT	17	17	Andrew GILL	16	41	Alan TAYLOR
ROW 5	15	18	Cedric BLOCH	14	14	Chris BURRAGE	13	81	Liam DUFFETT
ROW 4	12	60	Jack YOUNGE	11	56	Michael MILLS	10	912	Michael WHITE
ROW 3	9	82	Andrew SMITH	8	46	Harry ROWLINGS	7	86	Jamie KELMAN
ROW 2	6	32	Mark PIPER	5	84	Ben WOTTON	4	74	Scott STEVENS
ROW 1	3	66	Cameron FRASER	2	26	Adam HARTGROVE	1	48	Michael EVANS

Pole

Oulton Park International
Circuit Length = 2.6920 miles

These results are provisional until the conclusion of any judicial and technical matters.

Clerk Of Course :	Timekeeper :
-------------------	--------------

Results can be found at www.tsl-timing.com

Printed - 10:03 Saturday, 30 March 2019



RACE 13 - CLASSIFICATION

POS	NO	CL	PIC NAME	ENTRY	LAPS	TIME	GAP	DIFF	MPH	BEST	ON
1	26		1 Adam HARTGROVE	Yamaha - adamhartgroveracing	8	13:45.802			93.88	1:41.920	2
2	48		2 Michael EVANS	- Wilcock consulting	8	13:50.279	4.477	4.477	93.37	1:42.494	2
3	66		3 Cameron FRASER	Yamaha -	8	13:58.236	12.434	7.957	92.49	1:43.991	8
4	74	C	1 Scott STEVENS	Kawasaki - east midland superbikes	8	13:59.578	13.776	1.342	92.34	1:43.438	7
5	86		4 Jamie KELMAN	Triumph -	8	14:02.299	16.497	2.721	92.04	1:43.800	4
6	46		5 Harry ROWLINGS	Triumph - Bernard Elliott racing / Steve Jordan moto	8	14:04.541	18.739	2.242	91.80	1:44.430	4
7	84		6 Ben WOTTON	Triumph - JAMES JACKSON RACING (JJR) TRIUMPH	8	14:10.202	24.400	5.661	91.19	1:44.529	4
8	32		7 Mark PIPER	Yamaha - please sponsor me	8	14:10.496	24.694	0.294	91.15	1:44.850	5
9	912	C	2 Michael WHITE	Yamaha - Race Lab Suspension	8	14:23.171	37.369	12.675	89.82	1:47.043	4
10	56		8 Michael MILLS	Yamaha - A51 Racing	8	14:32.884	47.082	9.713	88.82	1:47.407	3
11	60	C	3 Jack YOUNGE	Yamaha - Chase Timber Products	8	14:33.283	47.481	0.399	88.78	1:47.474	2
12	17		9 Andrew GILL	Kawasaki -	8	14:37.572	51.770	4.289	88.34	1:48.441	2
13	81	C	4 Liam DUFFETT	Triumph -	8	14:39.594	53.792	2.022	88.14	1:47.815	6
14	82		10 Andrew SMITH	Kawasaki - MSS Performance / Addition Steel	8	14:41.940	56.138	2.346	87.90	1:47.100	5
15	188	C	5 Dawid KRAWIECKI	Yamaha - Code Blue LTD & D A East Electrical	8	14:44.277	58.475	2.337	87.67	1:47.879	5
16	18	C	6 Cedric BLOCH	Kawazaki - Brigit's Group & SDC Performance	8	14:44.754	58.952	0.477	87.62	1:49.060	2
17	149	C	7 Callum HAMMETT	Yamaha -	8	14:46.883	1:01.081	2.129	87.41	1:48.152	7
18	25	C	8 Nick WHITCHER	Yamaha -	8	14:50.301	1:04.499	3.418	87.08	1:49.570	7
19	41		11 Alan TAYLOR	Yamaha -	8	14:55.632	1:09.830	5.331	86.56	1:49.595	6
20	143		12 Daire PRENDERGAST	Kawasaki -	8	14:57.992	1:12.190	2.360	86.33	1:50.233	2
21	675		13 Samuel SMYTH	Triumph -	8	14:58.747	1:12.945	0.755	86.26	1:49.218	5
22	14		14 Chris BURRAGE	Kawasaki - Seton tuning	8	15:13.177	1:27.375	14.430	84.90	1:47.829	7
23	83		15 Talan SKEELS-PIGGINS	Yamaha - Talan Racing	8	15:20.704	1:34.902	7.527	84.20	1:55.579	5
24	69	C	9 Robert WINDEATT	Yamaha - L&W Contractors	8	15:21.500	1:35.698	0.796	84.13	1:52.931	5
25	3		16 Joey LAMB DEN	Yamaha -	8	15:25.334	1:39.532	3.834	83.78	1:53.137	5
26	47	C	10 James PEAKE	Yamaha - Sanda, Arienne and Lewis	8	15:32.934	1:47.132	7.600	83.10	1:54.595	7
27	93	C	11 Jack GRISTWOOD	Suzuki -	7	15:07.037	1 Lap	1 Lap	74.79	2:07.201	3

NOT CLASSIFIED

DNF	8	C	Dave SAUNDERS	Honda -	6	11:45.201	2 Laps	1 Lap	82.45	1:54.789	3
DNF	50		Aditya Singh BEHAL	Yamaha - Urban Nomads Racing.	4	7:52.137	4 Laps	2 Laps	82.10	1:50.360	3

FASTEST LAP

	26		Adam HARTGROVE	Yamaha - adamhartgroveracing	2	1:41.920		95.08 mph		153.02 kph	
	74	C	Scott STEVENS	Kawasaki - east midland superbikes	7	1:43.438		93.69 mph		150.78 kph	

Class - 92.5% of Race Speed = 86.83 mph
 Class C - 92.5% of Race Speed = 85.41 mph

Oulton Park International
 Circuit Length = 2.6920 miles
 Start: 14:28 Flag 14:42 End: 14:45

Weather / Track : Bright / Dry
 These results are provisional until the conclusion of any judicial and technical matters.

Clerk Of Course :	Timekeeper :
-------------------	--------------

BMCRC - MRO Championships 2019 - Rnd 2 @ Oulton Park International

Team Respro MRO 600 inc MSS Performance MRO Clubman 600

RACE 13 - LAP CHART

LAP 1 @ 14:30:42.485			LAP 3 @ 14:34:06.448			LAP 5 @ 14:37:31.575			LAP 7 @ 14:40:57.543		
NO	BEHIND	LAP TIME	NO	BEHIND	LAP TIME	NO	BEHIND	LAP TIME	NO	BEHIND	LAP TIME
26		1:46.823	26		1:42.043	26		1:42.830	26		1:43.046
48	0.448	1:47.271	48	1.787	1:42.808	48	3.006	1:43.207	48	4.038	1:43.448
66	2.283	1:49.106	66	7.022	1:44.644	93	1 Lap	2:12.177	66	12.364	1:44.017
46	3.298	1:50.121	86	8.259	1:44.376	66	10.029	1:44.011	74	13.703	1:43.438
86	3.406	1:50.229	74	8.621	1:44.223	86	11.541	1:44.609	86	15.069	1:44.502
74	3.554	1:50.377	46	9.119	1:44.818	74	11.762	1:44.415	46	17.041	1:44.953
14	5.541	1:52.364	32	13.366	1:45.895	46	13.133	1:44.711	84	23.245	1:45.639
912	5.868	1:52.691	84	13.486	1:44.988	84	17.941	1:45.053	32	23.397	1:44.924
32	5.950	1:52.773	912	16.414	1:47.154	32	18.450	1:44.850	912	34.008	1:47.078
84	6.233	1:53.056	56	19.475	1:47.407	912	25.855	1:47.525	56	42.355	1:47.691
60	7.499	1:54.322	60	19.663	1:48.653	56	31.079	1:48.257	60	43.009	1:48.927
56	7.950	1:54.773	17	21.702	1:48.464	60	31.320	1:48.475	17	46.657	1:49.361
17	8.760	1:55.583	18	24.221	1:49.271	17	34.457	1:49.032	81	49.259	1:48.837
18	9.853	1:56.676	81	26.862	1:49.360	81	38.575	1:48.176	188	52.430	1:49.757
143	10.911	1:57.734	188	27.340	1:48.979	18	39.170	1:50.418	82	52.641	1:49.705
25	11.200	1:58.023	143	28.937	1:51.756	188	39.455	1:47.879	18	53.064	1:50.492
81	11.638	1:58.461	25	29.298	1:51.604	82	40.962	1:47.100	93	1 Lap	2:08.109
149	11.897	1:58.720	149	29.578	1:50.244	25	44.299	1:49.957	149	56.131	1:48.152
675	12.511	1:59.334	82	29.737	1:49.220	149	44.524	1:49.733	25	57.809	1:49.570
188	12.951	1:59.774	41	31.062	1:50.862	41	47.484	1:51.333	41	1:01.334	1:50.223
50	13.717	2:00.540	50	31.537	1:50.360	143	47.590	1:51.619	143	1:04.317	1:50.892
41	13.911	2:00.734	675	32.586	1:50.940	675	47.983	1:49.218	675	1:04.629	1:51.346
82	14.350	2:01.173	3	43.126	1:54.009	3	1:04.433	1:53.137	83	1:20.011	1:36.924 D
47	15.915	2:02.738	69	43.793	1:54.606	69	1:04.692	1:52.931	14	1:23.380	1:47.829
69	16.770	2:03.593	47	45.329	1:57.069	47	1:11.269	1:55.805	69	1:25.960	1:53.553
3	17.286	2:04.109	83	46.898	1:56.425	83	1:13.028	1:55.579	3	1:28.031	1:55.769
83	17.810	2:04.633	8	47.744	1:54.789	14	1:13.328	1:48.253	47	1:35.451	1:54.595
8	19.537	2:06.360	14	1:02.311	1:49.536	8	1:13.354	1:55.389			
93	25.712	2:12.535	93	1:17.189	2:07.201						

LAP 2 @ 14:32:24.405			LAP 4 @ 14:35:48.745			LAP 6 @ 14:39:14.497			LAP 8 @ 14:42:41.464		
NO	BEHIND	LAP TIME	NO	BEHIND	LAP TIME	NO	BEHIND	LAP TIME	NO	BEHIND	LAP TIME
26		1:41.920	26		1:42.297	26		1:42.922	26		1:43.921
48	1.022	1:42.494	48	2.629	1:43.139	48	3.636	1:43.552	48	4.477	1:44.360
66	4.421	1:44.058	66	8.848	1:44.123	66	11.393	1:44.286	66	12.434	1:43.991
86	5.926	1:44.440	86	9.762	1:43.800	74	13.311	1:44.471	74	13.776	1:43.994
46	6.344	1:44.966	74	10.177	1:43.853	86	13.613	1:44.994	86	16.497	1:45.349
74	6.441	1:44.807	46	11.252	1:44.430	46	15.134	1:44.923	46	18.739	1:45.619
32	9.514	1:45.484	84	15.718	1:44.529	84	20.652	1:45.633	84	24.400	1:45.076
84	10.541	1:46.228	32	16.430	1:45.361	32	21.519	1:45.991	32	24.694	1:45.218
912	11.303	1:47.355	912	21.160	1:47.043	912	29.976	1:47.043	912	37.369	1:47.282
60	13.053	1:47.474	56	25.652	1:48.474	93	1 Lap	2:08.976	56	47.082	1:48.648
56	14.111	1:48.081	60	25.675	1:48.309	60	37.128	1:48.730	60	47.481	1:48.393
17	15.281	1:48.441	17	28.255	1:48.850	56	37.710	1:49.553	17	51.770	1:49.034
18	16.993	1:49.060	18	31.582	1:49.658	17	40.342	1:48.807	81	53.792	1:48.454
143	19.224	1:50.233	18	31.582	1:49.658	81	43.468	1:47.815	82	56.138	1:47.418
81	19.545	1:49.827	81	33.229	1:48.664	18	45.618	1:49.370	188	58.475	1:49.966
25	19.737	1:50.457	188	34.406	1:49.363	188	45.719	1:49.186	18	58.952	1:49.809
188	20.404	1:49.373	82	36.692	1:49.252	82	45.982	1:47.942	149	1:01.081	1:48.871
149	21.377	1:51.400	25	37.172	1:50.171	149	51.025	1:49.423	25	1:04.499	1:50.611
41	22.243	1:50.252	149	37.621	1:50.340	25	51.285	1:49.908	41	1:09.830	1:52.417
82	22.560	1:50.130	143	38.801	1:52.161	41	54.157	1:49.595	143	1:12.190	1:51.794
50	23.220	1:51.423	41	38.981	1:50.216	675	56.329	1:51.268	675	1:12.945	1:52.237
675	23.689	1:53.098	675	41.595	1:51.306	143	56.471	1:51.803	93	1 Lap	2:09.800
47	30.303	1:56.308	3	54.126	1:53.297	3	1:15.308	1:53.797	14	1:27.375	1:47.916
3	31.160	1:55.794	69	54.591	1:53.095	69	1:15.453	1:53.683	83	1:34.902	1:58.812
69	31.230	1:56.380	47	58.294	1:55.262	14	1:18.597	1:48.191	69	1:35.698	1:53.659
83	32.516	1:56.626	50	59.054	2:09.814 P	47	1:23.902	1:55.555	3	1:39.532	1:55.422
8	34.998	1:57.381	83	1:00.279	1:55.678	83	1:26.133	1:56.027	47	1:47.132	1:55.602
93	52.031	2:08.239	8	1:00.795	1:55.348	8	1:26.366	1:55.934			
14	54.818	2:31.197	14	1:07.905	1:47.891						

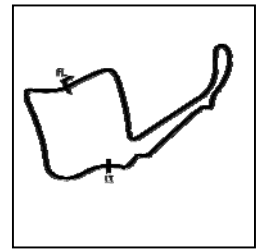
Weather / Track : Bright / Dry

Oulton Park International
Circuit Length = 2.6920 miles
Start: 14:28 Flag 14:42 End: 14:45

BMCRC - MRO Championships 2019 - Rnd 2 @ Oulton Park International

Team Respro MRO 600 inc MSS Performance MRO Clubman 600

RACE 13 - SECTOR ANALYSIS



SECTOR 1 = FL to I1, SECTOR 2 = I1 to FL, DIFF = Difference To Personal Best Lap, P = Crossed Finish Line in Pit Lane, D = Time Disallowed

P1 26 Adam HARTGROVE		Yamaha - adamhartgroveracing				
IDEAL LAP TIME : 1:41.920		BEST LAP TIME : 1:41.920		DIFFERENCE : 0.000		
LAP	SECTOR 1	SECTOR 2	LAP TIME	MPH	DIFF	TIME OF DAY
1 -		28.048	1:46.823	90.72	4.903	14:30:42.485
2 -	1:13.958	27.962	1:41.920 (1)	95.08		14:32:24.405
3 -	1:14.041	28.002	1:42.043 (2)	94.97	0.123	14:34:06.448
4 -	1:14.177	28.120	1:42.297 (3)	94.73	0.377	14:35:48.745
5 -	1:14.494	28.336	1:42.830	94.24	0.910	14:37:31.575
6 -	1:14.577	28.345	1:42.922	94.16	1.002	14:39:14.497
7 -	1:14.760	28.286	1:43.046	94.04	1.126	14:40:57.543
8 -	1:15.374	28.547	1:43.921	93.25	2.001	14:42:41.464

P2 48 Michael EVANS		- Wilcock consulting				
IDEAL LAP TIME : 1:42.494		BEST LAP TIME : 1:42.494		DIFFERENCE : 0.000		
LAP	SECTOR 1	SECTOR 2	LAP TIME	MPH	DIFF	TIME OF DAY
1 -		27.989	1:47.271	90.34	4.777	14:30:42.933
2 -	1:14.585	27.909	1:42.494 (1)	94.55		14:32:25.427
3 -	1:14.716	28.092	1:42.808 (2)	94.26	0.314	14:34:08.235
4 -	1:15.018	28.121	1:43.139 (3)	93.96	0.645	14:35:51.374
5 -	1:14.671	28.536	1:43.207	93.90	0.713	14:37:34.581
6 -	1:15.408	28.144	1:43.552	93.58	1.058	14:39:18.133
7 -	1:15.186	28.262	1:43.448	93.68	0.954	14:41:01.581
8 -	1:15.873	28.487	1:44.360	92.86	1.866	14:42:45.941

P3 66 Cameron FRASER		Yamaha -				
IDEAL LAP TIME : 1:43.878		BEST LAP TIME : 1:43.991		DIFFERENCE : 0.113		
LAP	SECTOR 1	SECTOR 2	LAP TIME	MPH	DIFF	TIME OF DAY
1 -		28.429	1:49.106	88.82	5.115	14:30:44.768
2 -	1:15.753	28.305	1:44.058	93.13	0.067	14:32:28.826
3 -	1:15.996	28.648	1:44.644	92.61	0.653	14:34:13.470
4 -	1:15.718	28.405	1:44.123	93.07	0.132	14:35:57.593
5 -	1:15.593	28.418	1:44.011 (2)	93.17	0.020	14:37:41.604
6 -	1:15.958	28.328	1:44.286	92.93	0.295	14:39:25.890
7 -	1:15.597	28.420	1:44.017 (3)	93.17	0.026	14:41:09.907
8 -	1:15.573	28.418	1:43.991 (1)	93.19		14:42:53.898

P4 74 C Scott STEVENS		Kawasaki - east midland superbikes				
IDEAL LAP TIME : 1:43.438		BEST LAP TIME : 1:43.438		DIFFERENCE : 0.000		
LAP	SECTOR 1	SECTOR 2	LAP TIME	MPH	DIFF	TIME OF DAY
1 -		28.307	1:50.377	87.80	6.939	14:30:46.039
2 -	1:16.166	28.641	1:44.807	92.46	1.369	14:32:30.846
3 -	1:15.676	28.547	1:44.223	92.98	0.785	14:34:15.069
4 -	1:15.557	28.296	1:43.853 (2)	93.31	0.415	14:35:58.922
5 -	1:15.612	28.803	1:44.415	92.81	0.977	14:37:43.337
6 -	1:16.066	28.405	1:44.471	92.76	1.033	14:39:27.808
7 -	1:15.224	28.214	1:43.438 (1)	93.69		14:41:11.246
8 -	1:15.528	28.466	1:43.994 (3)	93.19	0.556	14:42:55.240

P5 86 Jamie KELMAN		Triumph -				
IDEAL LAP TIME : 1:43.800		BEST LAP TIME : 1:43.800		DIFFERENCE : 0.000		
LAP	SECTOR 1	SECTOR 2	LAP TIME	MPH	DIFF	TIME OF DAY
1 -		28.459	1:50.229	87.91	6.429	14:30:45.891
2 -	1:15.799	28.641	1:44.440 (3)	92.79	0.640	14:32:30.331
3 -	1:15.837	28.539	1:44.376 (2)	92.84	0.576	14:34:14.707
4 -	1:15.499	28.301	1:43.800 (1)	93.36		14:35:58.507
5 -	1:15.873	28.736	1:44.609	92.64	0.809	14:37:43.116
6 -	1:16.075	28.919	1:44.994	92.30	1.194	14:39:28.110
7 -	1:15.773	28.729	1:44.502	92.73	0.702	14:41:12.612
8 -	1:16.535	28.814	1:45.349	91.99	1.549	14:42:57.961

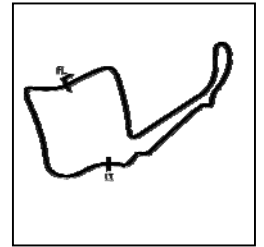
Weather / Track : Bright / Dry

Oulton Park International
Circuit Length = 2.6920 miles
Start: 14:28 Flag 14:42 End: 14:45

BMCRC - MRO Championships 2019 - Rnd 2 @ Oulton Park International

Team Respro MRO 600 inc MSS Performance MRO Clubman 600

RACE 13 - SECTOR ANALYSIS



SECTOR 1 = FL to I1, SECTOR 2 = I1 to FL, DIFF = Difference To Personal Best Lap, P = Crossed Finish Line in Pit Lane, D = Time Disallowed

P6	46	Harry ROWLINGS	Triumph - Bernard Elliott racing / Steve Jordan motorcycles			
IDEAL LAP TIME : 1:44.394		BEST LAP TIME : 1:44.430	DIFFERENCE : 0.036			

LAP	SECTOR 1	SECTOR 2	LAP TIME	MPH	DIFF	TIME OF DAY
1 -		28.609	1:50.121	88.00	5.691	14:30:45.783
2 -	1:16.220	28.746	1:44.966	92.32	0.536	14:32:30.749
3 -	1:16.315	28.503	1:44.818 (3)	92.45	0.388	14:34:15.567
4 -	1:16.019	28.411	1:44.430 (1)	92.80		14:35:59.997
5 -	1:16.336	28.375	1:44.711 (2)	92.55	0.281	14:37:44.708
6 -	1:16.390	28.533	1:44.923	92.36	0.493	14:39:29.631
7 -	1:16.285	28.668	1:44.953	92.33	0.523	14:41:14.584
8 -	1:17.061	28.558	1:45.619	91.75	1.189	14:43:00.203

P7	84	Ben WOTTON	Triumph - JAMES JACKSON RACING (JJR) TRIUMPH			
IDEAL LAP TIME : 1:44.496		BEST LAP TIME : 1:44.529	DIFFERENCE : 0.033			

LAP	SECTOR 1	SECTOR 2	LAP TIME	MPH	DIFF	TIME OF DAY
1 -		28.654	1:53.056	85.72	8.527	14:30:48.718
2 -	1:17.769	28.459	1:46.228	91.23	1.699	14:32:34.946
3 -	1:16.369	28.619	1:44.988 (2)	92.30	0.459	14:34:19.934
4 -	1:16.037	28.492	1:44.529 (1)	92.71		14:36:04.463
5 -	1:16.495	28.558	1:45.053 (3)	92.25	0.524	14:37:49.516
6 -	1:16.946	28.687	1:45.633	91.74	1.104	14:39:35.149
7 -	1:16.951	28.688	1:45.639	91.73	1.110	14:41:20.788
8 -	1:16.430	28.646	1:45.076	92.23	0.547	14:43:05.864

P8	32	Mark PIPER	Yamaha - please sponsor me			
IDEAL LAP TIME : 1:44.565		BEST LAP TIME : 1:44.850	DIFFERENCE : 0.285			

LAP	SECTOR 1	SECTOR 2	LAP TIME	MPH	DIFF	TIME OF DAY
1 -		29.182	1:52.773	85.93	7.923	14:30:48.435
2 -	1:16.911	28.573	1:45.484	91.87	0.634	14:32:33.919
3 -	1:17.206	28.689	1:45.895	91.51	1.045	14:34:19.814
4 -	1:16.918	28.443	1:45.361	91.98	0.511	14:36:05.175
5 -	1:16.564	28.286	1:44.850 (1)	92.43		14:37:50.025
6 -	1:17.497	28.494	1:45.991	91.43	1.141	14:39:36.016
7 -	1:16.279	28.645	1:44.924 (2)	92.36	0.074	14:41:20.940
8 -	1:16.509	28.709	1:45.218 (3)	92.10	0.368	14:43:06.158

P9	912 C	Michael WHITE	Yamaha - Race Lab Suspension			
IDEAL LAP TIME : 1:46.795		BEST LAP TIME : 1:47.043	DIFFERENCE : 0.248			

LAP	SECTOR 1	SECTOR 2	LAP TIME	MPH	DIFF	TIME OF DAY
1 -		29.546	1:52.691	85.99	5.648	14:30:48.353
2 -	1:17.817	29.538	1:47.355	90.27	0.312	14:32:35.708
3 -	1:17.468	29.686	1:47.154	90.44	0.111	14:34:22.862
4 -	1:17.559	29.484	1:47.043 (1)	90.53		14:36:09.905
5 -	1:17.921	29.604	1:47.525	90.13	0.482	14:37:57.430
6 -	1:17.582	29.461	1:47.043 (1)	90.53		14:39:44.473
7 -	1:17.751	29.327	1:47.078 (3)	90.50	0.035	14:41:31.551
8 -	1:17.667	29.615	1:47.282	90.33	0.239	14:43:18.833

P10	56	Michael MILLS	Yamaha - A51 Racing			
IDEAL LAP TIME : 1:46.939		BEST LAP TIME : 1:47.407	DIFFERENCE : 0.468			

LAP	SECTOR 1	SECTOR 2	LAP TIME	MPH	DIFF	TIME OF DAY
1 -		29.501	1:54.773	84.43	7.366	14:30:50.435
2 -	1:19.220	28.861	1:48.081 (3)	89.66	0.674	14:32:38.516
3 -	1:18.078	29.329	1:47.407 (1)	90.22		14:34:25.923
4 -	1:18.996	29.478	1:48.474	89.34	1.067	14:36:14.397
5 -	1:18.882	29.375	1:48.257	89.52	0.850	14:38:02.654
6 -	1:20.588	28.965	1:49.553	88.46	2.146	14:39:52.207
7 -	1:18.538	29.153	1:47.691 (2)	89.99	0.284	14:41:39.898

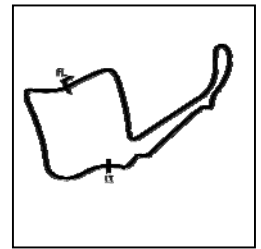
Weather / Track : Bright / Dry

Oulton Park International
Circuit Length = 2.6920 miles
Start: 14:28 Flag 14:42 End: 14:45

BMCRC - MRO Championships 2019 - Rnd 2 @ Oulton Park International

Team Respro MRO 600 inc MSS Performance MRO Clubman 600

RACE 13 - SECTOR ANALYSIS



SECTOR 1 = FL to I1, SECTOR 2 = I1 to FL, DIFF = Difference To Personal Best Lap, P = Crossed Finish Line in Pit Lane, D = Time Disallowed

8 - 1:18.999 29.649 1:48.648 89.19 1.241 14:43:28.546

P11 60 C		Jack YOUNGE		Yamaha - Chase Timber Products			
IDEAL LAP TIME : 1:47.474		BEST LAP TIME : 1:47.474		DIFFERENCE : 0.000			
LAP	SECTOR 1	SECTOR 2	LAP TIME	MPH	DIFF	TIME OF DAY	
1 -		29.311	1:54.322	84.77	6.848	14:30:49.984	
2 -	1:18.237	29.237	1:47.474 (1)	90.17		14:32:37.458	
3 -	1:18.884	29.769	1:48.653	89.19	1.179	14:34:26.111	
4 -	1:18.737	29.572	1:48.309 (2)	89.47	0.835	14:36:14.420	
5 -	1:18.709	29.766	1:48.475	89.34	1.001	14:38:02.895	
6 -	1:19.209	29.521	1:48.730	89.13	1.256	14:39:51.625	
7 -	1:19.547	29.380	1:48.927	88.97	1.453	14:41:40.552	
8 -	1:18.688	29.705	1:48.393 (3)	89.40	0.919	14:43:28.945	

P12 17		Andrew GILL		Kawasaki -			
IDEAL LAP TIME : 1:48.264		BEST LAP TIME : 1:48.441		DIFFERENCE : 0.177			
LAP	SECTOR 1	SECTOR 2	LAP TIME	MPH	DIFF	TIME OF DAY	
1 -		29.611	1:55.583	83.84	7.142	14:30:51.245	
2 -	1:18.939	29.502	1:48.441 (1)	89.36		14:32:39.686	
3 -	1:18.762	29.702	1:48.464 (2)	89.35	0.023	14:34:28.150	
4 -	1:18.865	29.985	1:48.850	89.03	0.409	14:36:17.000	
5 -	1:19.206	29.826	1:49.032	88.88	0.591	14:38:06.032	
6 -	1:19.171	29.636	1:48.807 (3)	89.06	0.366	14:39:54.839	
7 -	1:19.460	29.901	1:49.361	88.61	0.920	14:41:44.200	
8 -	1:19.300	29.734	1:49.034	88.88	0.593	14:43:33.234	

P13 81 C		Liam DUFFETT		Triumph -			
IDEAL LAP TIME : 1:47.811		BEST LAP TIME : 1:47.815		DIFFERENCE : 0.004			
LAP	SECTOR 1	SECTOR 2	LAP TIME	MPH	DIFF	TIME OF DAY	
1 -		30.083	1:58.461	81.80	10.646	14:30:54.123	
2 -	1:19.899	29.928	1:49.827	88.24	2.012	14:32:43.950	
3 -	1:19.766	29.594	1:49.360	88.61	1.545	14:34:33.310	
4 -	1:19.150	29.514	1:48.664	89.18	0.849	14:36:21.974	
5 -	1:18.769	29.407	1:48.176 (2)	89.58	0.361	14:38:10.150	
6 -	1:18.404	29.411	1:47.815 (1)	89.88		14:39:57.965	
7 -	1:19.242	29.595	1:48.837	89.04	1.022	14:41:46.802	
8 -	1:18.872	29.582	1:48.454 (3)	89.35	0.639	14:43:35.256	

P14 82		Andrew SMITH		Kawasaki - MSS Performance / Addition Steel			
IDEAL LAP TIME : 1:47.046		BEST LAP TIME : 1:47.100		DIFFERENCE : 0.054			
LAP	SECTOR 1	SECTOR 2	LAP TIME	MPH	DIFF	TIME OF DAY	
1 -		29.899	2:01.173	79.97	14.073	14:30:56.835	
2 -	1:20.559	29.571	1:50.130	87.99	3.030	14:32:46.965	
3 -	1:19.224	29.996	1:49.220	88.73	2.120	14:34:36.185	
4 -	1:19.618	29.634	1:49.252	88.70	2.152	14:36:25.437	
5 -	1:18.069	29.031	1:47.100 (1)	90.48		14:38:12.537	
6 -	1:18.015	29.927	1:47.942 (3)	89.78	0.842	14:40:00.479	
7 -	1:18.931	30.774	1:49.705	88.33	2.605	14:41:50.184	
8 -	1:18.246	29.172	1:47.418 (2)	90.22	0.318	14:43:37.602	

P15 188 C		Dawid KRAWIECKI		Yamaha - Code Blue LTD & D A East Electrical			
IDEAL LAP TIME : 1:47.879		BEST LAP TIME : 1:47.879		DIFFERENCE : 0.000			
LAP	SECTOR 1	SECTOR 2	LAP TIME	MPH	DIFF	TIME OF DAY	
1 -		30.235	1:59.774	80.91	11.895	14:30:55.436	
2 -	1:19.342	30.031	1:49.373	88.60	1.494	14:32:44.809	
3 -	1:19.434	29.545	1:48.979 (2)	88.92	1.100	14:34:33.788	
4 -	1:19.504	29.859	1:49.363	88.61	1.484	14:36:23.151	
5 -	1:18.566	29.313	1:47.879 (1)	89.83		14:38:11.030	
6 -	1:19.313	29.873	1:49.186 (3)	88.75	1.307	14:40:00.216	

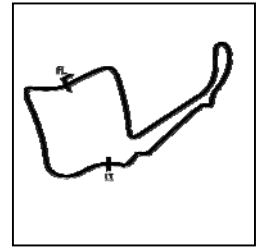
Weather / Track : Bright / Dry

Oulton Park International
Circuit Length = 2.6920 miles
Start: 14:28 Flag 14:42 End: 14:45

BMCRC - MRO Championships 2019 - Rnd 2 @ Oulton Park International

Team Respro MRO 600 inc MSS Performance MRO Clubman 600

RACE 13 - SECTOR ANALYSIS



SECTOR 1 = FL to I1, SECTOR 2 = I1 to FL, DIFF = Difference To Personal Best Lap, P = Crossed Finish Line in Pit Lane, D = Time Disallowed

7 -	1:19.012	30.745	1:49.757	88.29	1.878	14:41:49.973
8 -	1:19.963	30.003	1:49.966	88.12	2.087	14:43:39.939

P16 18 C Cedric BLOCH		Kawasaki - Brigit's Group & SDC Performance				
IDEAL LAP TIME : 1:49.024		BEST LAP TIME : 1:49.060		DIFFERENCE : 0.036		
LAP	SECTOR 1	SECTOR 2	LAP TIME	MPH	DIFF	TIME OF DAY
1 -		29.737	1:56.676	83.06	7.616	14:30:52.338
2 -	1:19.338	29.722	1:49.060 (1)	88.86		14:32:41.398
3 -	1:19.302	29.969	1:49.271 (2)	88.69	0.211	14:34:30.669
4 -	1:19.621	30.037	1:49.658	88.37	0.598	14:36:20.327
5 -	1:20.567	29.851	1:50.418	87.76	1.358	14:38:10.745
6 -	1:19.408	29.962	1:49.370 (3)	88.61	0.310	14:40:00.115
7 -	1:20.370	30.122	1:50.492	87.71	1.432	14:41:50.607
8 -	1:19.573	30.236	1:49.809	88.25	0.749	14:43:40.416

P17 149 C Callum HAMMETT		Yamaha -				
IDEAL LAP TIME : 1:47.964		BEST LAP TIME : 1:48.152		DIFFERENCE : 0.188		
LAP	SECTOR 1	SECTOR 2	LAP TIME	MPH	DIFF	TIME OF DAY
1 -		30.500	1:58.720	81.63	10.568	14:30:54.382
2 -	1:21.209	30.191	1:51.400	86.99	3.248	14:32:45.782
3 -	1:20.130	30.114	1:50.244	87.90	2.092	14:34:36.026
4 -	1:20.289	30.051	1:50.340	87.83	2.188	14:36:26.366
5 -	1:19.694	30.039	1:49.733	88.31	1.581	14:38:16.099
6 -	1:19.608	29.815	1:49.423 (3)	88.56	1.271	14:40:05.522
7 -	1:18.523	29.629	1:48.152 (1)	89.60		14:41:53.674
8 -	1:19.430	29.441	1:48.871 (2)	89.01	0.719	14:43:42.545

P18 25 C Nick WHITCHER		Yamaha -				
IDEAL LAP TIME : 1:49.222		BEST LAP TIME : 1:49.570		DIFFERENCE : 0.348		
LAP	SECTOR 1	SECTOR 2	LAP TIME	MPH	DIFF	TIME OF DAY
1 -		30.380	1:58.023	82.11	8.453	14:30:53.685
2 -	1:20.147	30.310	1:50.457	87.73	0.887	14:32:44.142
3 -	1:21.246	30.358	1:51.604	86.83	2.034	14:34:35.746
4 -	1:19.840	30.331	1:50.171	87.96	0.601	14:36:25.917
5 -	1:19.741	30.216	1:49.957 (3)	88.13	0.387	14:38:15.874
6 -	1:19.264	30.644	1:49.908 (2)	88.17	0.338	14:40:05.782
7 -	1:19.612	29.958	1:49.570 (1)	88.44		14:41:55.352
8 -	1:20.352	30.259	1:50.611	87.61	1.041	14:43:45.963

P19 41 Alan TAYLOR		Yamaha -				
IDEAL LAP TIME : 1:49.595		BEST LAP TIME : 1:49.595		DIFFERENCE : 0.000		
LAP	SECTOR 1	SECTOR 2	LAP TIME	MPH	DIFF	TIME OF DAY
1 -		30.320	2:00.734	80.26	11.139	14:30:56.396
2 -	1:20.338	29.914	1:50.252	87.90	0.657	14:32:46.648
3 -	1:20.569	30.293	1:50.862	87.41	1.267	14:34:37.510
4 -	1:20.213	30.003	1:50.216 (2)	87.93	0.621	14:36:27.726
5 -	1:20.906	30.427	1:51.333	87.04	1.738	14:38:19.059
6 -	1:19.893	29.702	1:49.595 (1)	88.42		14:40:08.654
7 -	1:20.027	30.196	1:50.223 (3)	87.92	0.628	14:41:58.877
8 -	1:21.974	30.443	1:52.417	86.20	2.822	14:43:51.294

P20 143 Daire PRENDERGAST		Kawasaki -				
IDEAL LAP TIME : 1:50.233		BEST LAP TIME : 1:50.233		DIFFERENCE : 0.000		
LAP	SECTOR 1	SECTOR 2	LAP TIME	MPH	DIFF	TIME OF DAY
1 -		30.230	1:57.734	82.31	7.501	14:30:53.396
2 -	1:20.214	30.019	1:50.233 (1)	87.91		14:32:43.629
3 -	1:21.586	30.170	1:51.756	86.71	1.523	14:34:35.385
4 -	1:21.972	30.189	1:52.161	86.40	1.928	14:36:27.546
5 -	1:20.954	30.665	1:51.619 (3)	86.82	1.386	14:38:19.165

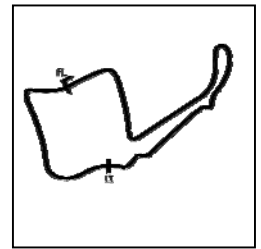
Weather / Track : Bright / Dry

Oulton Park International
Circuit Length = 2.6920 miles
Start: 14:28 Flag 14:42 End: 14:45

BMCRC - MRO Championships 2019 - Rnd 2 @ Oulton Park International

Team Respro MRO 600 inc MSS Performance MRO Clubman 600

RACE 13 - SECTOR ANALYSIS



SECTOR 1 = FL to I1, SECTOR 2 = I1 to FL, DIFF = Difference To Personal Best Lap, P = Crossed Finish Line in Pit Lane, D = Time Disallowed

6 -	1:21.299	30.504	1:51.803	86.68	1.570	14:40:10.968
7 -	1:20.358	30.534	1:50.892 (2)	87.39	0.659	14:42:01.860
8 -	1:21.431	30.363	1:51.794	86.68	1.561	14:43:53.654

P21 675	Samuel SMYTH		Triumph -			
IDEAL LAP TIME : 1:49.218		BEST LAP TIME : 1:49.218		DIFFERENCE : 0.000		
LAP	SECTOR 1	SECTOR 2	LAP TIME	MPH	DIFF	TIME OF DAY
1 -		30.184	1:59.334	81.21	10.116	14:30:54.996
2 -	1:22.216	30.882	1:53.098	85.68	3.880	14:32:48.094
3 -	1:20.776	30.164	1:50.940 (2)	87.35	1.722	14:34:39.034
4 -	1:20.834	30.472	1:51.306	87.06	2.088	14:36:30.340
5 -	1:19.417	29.801	1:49.218 (1)	88.73		14:38:19.558
6 -	1:21.255	30.013	1:51.268 (3)	87.09	2.050	14:40:10.826
7 -	1:20.808	30.538	1:51.346	87.03	2.128	14:42:02.172
8 -	1:21.365	30.872	1:52.237	86.34	3.019	14:43:54.409

P22 14	Chris BURRAGE		Kawasaki - Seton tuning			
IDEAL LAP TIME : 1:47.595		BEST LAP TIME : 1:47.829		DIFFERENCE : 0.234		
LAP	SECTOR 1	SECTOR 2	LAP TIME	MPH	DIFF	TIME OF DAY
1 -		29.083	1:52.364	86.24	4.535	14:30:48.026
2 -	2:00.494	30.703	2:31.197	64.09	43.368	14:33:19.223
3 -	1:19.840	29.696	1:49.536	88.47	1.707	14:35:08.759
4 -	1:18.601	29.290	1:47.891 (2)	89.82	0.062	14:36:56.650
5 -	1:19.185	29.068	1:48.253	89.52	0.424	14:38:44.903
6 -	1:18.830	29.361	1:48.191	89.57	0.362	14:40:33.094
7 -	1:18.527	29.302	1:47.829 (1)	89.87		14:42:20.923
8 -	1:18.721	29.195	1:47.916 (3)	89.80	0.087	14:44:08.839

P23 83	Talan SKEELS-PIGGINS		Yamaha - Talan Racing			
IDEAL LAP TIME : 1:34.317		BEST LAP TIME : 1:55.579		DIFFERENCE : 21.262		
LAP	SECTOR 1	SECTOR 2	LAP TIME	MPH	DIFF	TIME OF DAY
1 -		31.358	2:04.633	77.75	9.054	14:31:00.295
2 -	1:24.481	32.145	1:56.626	83.09	1.047	14:32:56.921
3 -	1:24.667	31.758	1:56.425	83.24	0.846	14:34:53.346
4 -	1:24.046	31.632	1:55.678 (2)	83.77	0.099	14:36:49.024
5 -	1:24.047	31.532	1:55.579 (1)	83.85		14:38:44.603
6 -	1:24.409	31.618	1:56.027 (3)	83.52	0.448	14:40:40.630
7 -	1:02.959	33.965	1:36.924 D	99.98		14:42:17.554
8 -	1:26.915	31.897	1:58.812	81.56	3.233	14:44:16.366

P24 69 C	Robert WINDEATT		Yamaha - L&W Contractors			
IDEAL LAP TIME : 1:52.484		BEST LAP TIME : 1:52.931		DIFFERENCE : 0.447		
LAP	SECTOR 1	SECTOR 2	LAP TIME	MPH	DIFF	TIME OF DAY
1 -		31.343	2:03.593	78.41	10.662	14:30:59.255
2 -	1:24.072	32.308	1:56.380	83.27	3.449	14:32:55.635
3 -	1:23.998	30.608	1:54.606	84.56	1.675	14:34:50.241
4 -	1:22.299	30.796	1:53.095 (2)	85.69	0.164	14:36:43.336
5 -	1:22.617	30.314	1:52.931 (1)	85.81		14:38:36.267
6 -	1:22.170	31.513	1:53.683	85.24	0.752	14:40:29.950
7 -	1:22.513	31.040	1:53.553 (3)	85.34	0.622	14:42:23.503
8 -	1:22.757	30.902	1:53.659	85.26	0.728	14:44:17.162

P25 3	Joey LAMBDEN		Yamaha -			
IDEAL LAP TIME : 1:53.137		BEST LAP TIME : 1:53.137		DIFFERENCE : 0.000		
LAP	SECTOR 1	SECTOR 2	LAP TIME	MPH	DIFF	TIME OF DAY
1 -		32.354	2:04.109	78.08	10.972	14:30:59.771
2 -	1:24.114	31.680	1:55.794	83.69	2.657	14:32:55.565
3 -	1:22.913	31.096	1:54.009	85.00	0.872	14:34:49.574
4 -	1:22.192	31.105	1:53.297 (2)	85.53	0.160	14:36:42.871

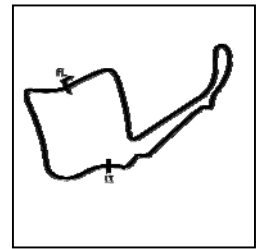
Weather / Track : Bright / Dry

Oulton Park International
Circuit Length = 2.6920 miles
Start: 14:28 Flag 14:42 End: 14:45

BMCRC - MRO Championships 2019 - Rnd 2 @ Oulton Park International

Team Respro MRO 600 inc MSS Performance MRO Clubman 600

RACE 13 - SECTOR ANALYSIS



SECTOR 1 = FL to I1, SECTOR 2 = I1 to FL, DIFF = Difference To Personal Best Lap, P = Crossed Finish Line in Pit Lane, D = Time Disallowed

5 -	1:22.074	31.063	1:53.137 (1)	85.65		14:38:36.008
6 -	1:22.216	31.581	1:53.797 (3)	85.16	0.660	14:40:29.805
7 -	1:23.203	32.566	1:55.769	83.71	2.632	14:42:25.574
8 -	1:23.152	32.270	1:55.422	83.96	2.285	14:44:20.996

P26 47 C		James PEAKE		Yamaha - Sanda, Arienne and Lewis			
IDEAL LAP TIME : 1:54.595		BEST LAP TIME : 1:54.595		DIFFERENCE : 0.000			
LAP	SECTOR 1	SECTOR 2	LAP TIME	MPH	DIFF	TIME OF DAY	
1 -		31.553	2:02.738	78.95	8.143	14:30:58.400	
2 -	1:24.306	32.002	1:56.308	83.32	1.713	14:32:54.708	
3 -	1:25.754	31.315	1:57.069	82.78	2.474	14:34:51.777	
4 -	1:23.646	31.616	1:55.262 (2)	84.08	0.667	14:36:47.039	
5 -	1:24.027	31.778	1:55.805	83.68	1.210	14:38:42.844	
6 -	1:24.007	31.548	1:55.555 (3)	83.86	0.960	14:40:38.399	
7 -	1:23.517	31.078	1:54.595 (1)	84.57		14:42:32.994	
8 -	1:23.934	31.668	1:55.602	83.83	1.007	14:44:28.596	

P27 93 C		Jack GRISTWOOD		Suzuki -			
IDEAL LAP TIME : 2:07.009		BEST LAP TIME : 2:07.201		DIFFERENCE : 0.192			
LAP	SECTOR 1	SECTOR 2	LAP TIME	MPH	DIFF	TIME OF DAY	
1 -		34.925	2:12.535	73.12	5.334	14:31:08.197	
2 -	1:32.285	35.954	2:08.239 (3)	75.57	1.038	14:33:16.436	
3 -	1:32.084	35.117	2:07.201 (1)	76.18		14:35:23.637	
4 -	1:36.223	35.954	2:12.177	73.32	4.976	14:37:35.814	
5 -	1:33.666	35.310	2:08.976	75.14	1.775	14:39:44.790	
6 -	1:32.979	35.130	2:08.109 (2)	75.64	0.908	14:41:52.899	
7 -	1:33.977	35.823	2:09.800	74.66	2.599	14:44:02.699	

P28 8 C		Dave SAUNDERS		Honda -			
IDEAL LAP TIME : 1:54.519		BEST LAP TIME : 1:54.789		DIFFERENCE : 0.270			
LAP	SECTOR 1	SECTOR 2	LAP TIME	MPH	DIFF	TIME OF DAY	
1 -		32.006	2:06.360	76.69	11.571	14:31:02.022	
2 -	1:25.299	32.082	1:57.381	82.56	2.592	14:32:59.403	
3 -	1:22.960	31.829	1:54.789 (1)	84.42		14:34:54.192	
4 -	1:23.774	31.574	1:55.348 (2)	84.01	0.559	14:36:49.540	
5 -	1:23.723	31.666	1:55.389 (3)	83.98	0.600	14:38:44.929	
6 -	1:24.375	31.559	1:55.934	83.59	1.145	14:40:40.863	

P29 50		Aditya Singh BEHAL		Yamaha - Urban Nomads Racing.			
IDEAL LAP TIME : 1:50.195		BEST LAP TIME : 1:50.360		DIFFERENCE : 0.165			
LAP	SECTOR 1	SECTOR 2	LAP TIME	MPH	DIFF	TIME OF DAY	
1 -		30.265	2:00.540	80.39	10.180	14:30:56.202	
2 -	1:21.405	30.018	1:51.423 (2)	86.97	1.063	14:32:47.625	
3 -	1:20.177	30.183	1:50.360 (1)	87.81		14:34:37.985	
4 -	1:26.717	IN PIT	2:09.814 P	74.65	19.454	14:36:47.799	

BMCRC - MRO Championships 2019 - Rnd 2 @ Oulton Park International

Team Respro MRO 600 inc MSS Performance MRO Clubman 600

RACE 13 - BEST SECTORS

SECTOR 1			SECTOR 2			IDEAL / BEST COMPARISON						
POS	NO	NAME	TIME	NO	NAME	TIME	POS	NO	NAME	IDEAL	BEST	DIFF
									PERFECT LAP	1:30.868		
1	83	SKEELS-PIGGINS	1:02.959	48	EVANS	27.909	1	83	SKEELS-PIGGINS	1:34.317	1:55.579	21.262
2	26	HARTGROVE	1:13.958	26	HARTGROVE	27.962	2	26	HARTGROVE	1:41.920	1:41.920	0.000
3	48	EVANS	1:14.585	74	STEVENS	28.214	3	48	EVANS	1:42.494	1:42.494	0.000
4	74	STEVENS	1:15.224	32	PIPER	28.286	4	74	STEVENS	1:43.438	1:43.438	0.000
5	86	KELMAN	1:15.499	86	KELMAN	28.301	5	86	KELMAN	1:43.800	1:43.800	0.000
6	66	FRASER	1:15.573	66	FRASER	28.305	6	66	FRASER	1:43.878	1:43.991	0.113
7	46	ROWLINGS	1:16.019	46	ROWLINGS	28.375	7	46	ROWLINGS	1:44.394	1:44.430	0.036
8	84	WOTTON	1:16.037	84	WOTTON	28.459	8	84	WOTTON	1:44.496	1:44.529	0.033
9	32	PIPER	1:16.279	56	MILLS	28.861	9	32	PIPER	1:44.565	1:44.850	0.285
10	912	WHITE	1:17.468	82	SMITH	29.031	10	912	WHITE	1:46.795	1:47.043	0.248
11	82	SMITH	1:18.015	14	BURRAGE	29.068	11	56	MILLS	1:46.939	1:47.407	0.468
12	56	MILLS	1:18.078	60	YOUNGE	29.237	12	82	SMITH	1:47.046	1:47.100	0.054
13	60	YOUNGE	1:18.237	188	KRAWIECKI	29.313	13	60	YOUNGE	1:47.474	1:47.474	0.000
14	81	DUFFETT	1:18.404	912	WHITE	29.327	14	14	BURRAGE	1:47.595	1:47.829	0.234
15	149	HAMMETT	1:18.523	81	DUFFETT	29.407	15	81	DUFFETT	1:47.811	1:47.815	0.004
16	14	BURRAGE	1:18.527	149	HAMMETT	29.441	16	188	KRAWIECKI	1:47.879	1:47.879	0.000
17	188	KRAWIECKI	1:18.566	17	GILL	29.502	17	149	HAMMETT	1:47.964	1:48.152	0.188
18	17	GILL	1:18.762	41	TAYLOR	29.702	18	17	GILL	1:48.264	1:48.441	0.177
19	25	WHITCHER	1:19.264	18	BLOCH	29.722	19	18	BLOCH	1:49.024	1:49.060	0.036
20	18	BLOCH	1:19.302	675	SMYTH	29.801	20	675	SMYTH	1:49.218	1:49.218	0.000
21	675	SMYTH	1:19.417	25	WHITCHER	29.958	21	25	WHITCHER	1:49.222	1:49.570	0.348
22	41	TAYLOR	1:19.893	50	BEHAL	30.018	22	41	TAYLOR	1:49.595	1:49.595	0.000
23	50	BEHAL	1:20.177	143	PRENDERGAST	30.019	23	50	BEHAL	1:50.195	1:50.360	0.165
24	143	PRENDERGAST	1:20.214	69	WINDEATT	30.314	24	143	PRENDERGAST	1:50.233	1:50.233	0.000
25	3	LAMBDEN	1:22.074	3	LAMBDEN	31.063	25	69	WINDEATT	1:52.484	1:52.931	0.447
26	69	WINDEATT	1:22.170	47	PEAKE	31.078	26	3	LAMBDEN	1:53.137	1:53.137	0.000
27	8	SAUNDERS	1:22.960	83	SKEELS-PIGGINS	31.358	27	8	SAUNDERS	1:54.519	1:54.789	0.270
28	47	PEAKE	1:23.517	8	SAUNDERS	31.559	28	47	PEAKE	1:54.595	1:54.595	0.000
29	93	GRISTWOOD	1:32.084	93	GRISTWOOD	34.925	29	93	GRISTWOOD	2:07.009	2:07.201	0.192

Weather / Track : Bright / Dry

Results can be found at www.tsl-timing.com

Oulton Park International
Circuit Length = 2.6920 miles
Start: 14:28 Flag 14:42 End: 14:45

Printed - 14:49 Saturday, 30 March 2019