

BMCRC-MRO Championships 2017 supported by Dickies



MRO 600 inc Clubman 600

Oulton Park International

4th / 5th August 2017



Results Provided by Timing Solutions Ltd

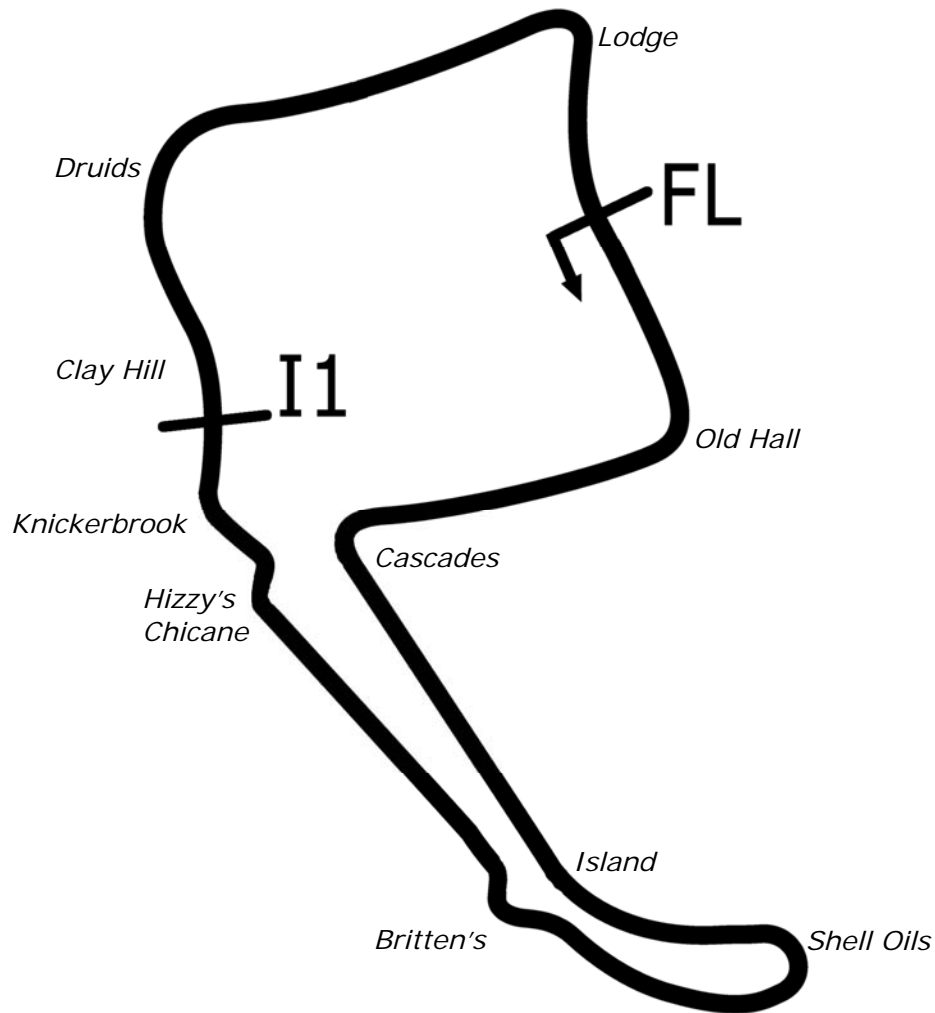
www.tsl-timing.com

Oulton Park International

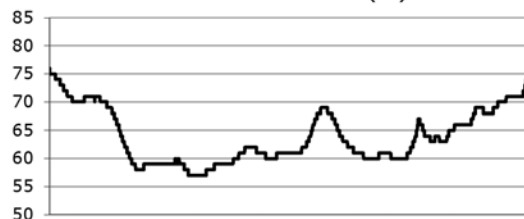


SPORTS TIMING

TIMING SOLUTIONS LTD



Circuit Altitude (m)



Length	2.6920 miles	4332.4 m	
FL		53.17997 N	2.61294 W
I1	3066m	53.17830 N	2.62040 W
Pit Entry	4314m	53.18011 N	2.61306 W
Pit Exit	180m after FL	53.17836 N	2.61232 W
Pit Entry–Pit Exit 199m, 11.9s @60kph, 8.9s @80kph			

All results available at www.tsl-timing.com

BMCRC - MRO Championships 2017 - Rnd 7 @ Oulton Park International

Team Respro MRO 600

QUALIFYING - CLASSIFICATION

POS	NO	CL	PIC NAME	ENTRY	TIME	ON	LAPS	GAP	DIFF	MPH
1	34		1 Arnie SHELTON	Kawasaki - Shelton Racing	1:45.324	4	5			92.01
2	13		2 Mathew WALDRON	Triumph - Smallboy trackbikes	1:45.722	6	7	0.398	0.398	91.66
3	127		3 David TINKLER	Yamaha - alltrades/Tinklers M'cycles	1:45.952	5	7	0.628	0.230	91.46
4	241		4 Thomas OGRADY	Kawasaki - Round tower plant hire	1:46.083	6	7	0.759	0.131	91.35
5	6	C	1 Conor WHEELER	Kawasaki - www.fitakitchen.co.uk	1:46.507	3	7	1.183	0.424	90.99
6	124		5 Kurtis BUTLER	Kawasaki - PGVM / 3vk	1:46.614	4	5	1.290	0.107	90.90
7	226		6 Adam HARTGROVE	Yamaha - Technical lifting services limited	1:46.717	6	7	1.393	0.103	90.81
8	49		7 Ross MCLURG	Kawasaki - E.D.I Building / Steve Jordan Motorcycles	1:47.341	4	7	2.017	0.624	90.28
9	144	C	2 Tom NEWMAN	Triumph - Leeway Building Services & David Bedwell and	1:47.958	7	7	2.634	0.617	89.76
10	10	C	3 Paul WILBY	Kawasaki - MOREMOTO	1:48.227	5	7	2.903	0.269	89.54
11	44		8 Hayden PLATTON	Kawasaki - NR Racing	1:48.258	5	7	2.934	0.031	89.52
12	777	C	4 Mason WILLIAMS	Yamaha - MoreMoto	1:49.299	4	7	3.975	1.041	88.66
13	543	C	5 Stefan ELLIS	Yamaha - Bespoke Bathing Company	1:49.371	3	7	4.047	0.072	88.60
14	46		9 Harry ROWLINGS	Triumph - Bernard Elliott racing / Steve Jordan motorcycle	1:50.323	5	5	4.999	0.952	87.84
15	93	C	6 Kevin CLIVE	Yamaha - kc-racing	1:50.343	7	7	5.019	0.020	87.82
16	17	C	7 Philip BAKER	Triumph - Ashford accident repair center	1:50.607	5	7	5.283	0.264	87.61
17	56	C	8 Michael MILLS	Yamaha - A51 Racing	1:50.730	4	7	5.406	0.123	87.52
18	62	C	9 Charlie PATERSON	Yamaha - Black Widow Exhausts	1:51.044	6	7	5.720	0.314	87.27
19	82	C	10 Andrew SMITH	Suzuki - 5 Club Racing / Challenger Communications	1:51.138	6	7	5.814	0.094	87.20
20	81	C	11 Liam DUFFETT	Kawasaki - MFM Track Bikes	1:52.012	6	7	6.688	0.874	86.52
21	16	C	12 Ollie SHOTTON	Kawasaki -	1:52.976	6	7	7.652	0.964	85.78
22	50		10 Kristian MURPHY	Yamaha -	1:55.031	6	7	9.707	2.055	84.24
23	119	C	13 Simon HEALEY	Yamaha - Popular Tyres / Steam Packet	1:55.648	4	7	10.324	0.617	83.80
24	130	C	14 Lee BUTTON	Yamaha - Elite Spas/Goodwins/Sparkle Spas	1:58.578	5	6	13.254	2.930	81.72
25	97	C	15 Sam GRAHAM	Honda -	1:59.118	6	6	13.794	0.540	81.35
26	9	C	16 Duncan GROVE	Yamaha -	2:03.170	4	6	17.846	4.052	78.68
27	163		11 Simon BLACKWELL	Kawasaki - SFC Racing	2:08.685	5	6	23.361	5.515	75.31

Weather / Track : Cloudy / Dry

These results are provisional until the conclusion of any judicial and technical matters.

Oulton Park International
 Circuit Length = 2.6920 miles
 Start: 15:08 Flag 15:20 End: 15:23

Clerk Of Course :	Timekeeper :
-------------------	--------------

Results can be found at www.tsl-timing.com

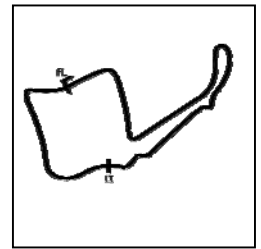
Printed - 15:23 Friday, 04 August 2017



BMCRC - MRO Championships 2017 - Rnd 7 @ Oulton Park International

Team Respro MRO 600 & BMCRC Rookie 600s

QUALIFYING - SECTOR ANALYSIS



SECTOR 1 = FL to I1, SECTOR 2 = I1 to FL, DIFF = Difference To Personal Best Lap, P = Crossed Finish Line in Pit Lane, D = Time Disallowed

P1 34		Arnie SHELTON		Kawasaki - Shelton Racing			
IDEAL LAP TIME : 1:45.324		BEST LAP TIME : 1:45.324		DIFFERENCE : 0.000			
LAP	SECTOR 1	SECTOR 2	LAP TIME	MPH	DIFF	TIME OF DAY	
1 -	1:27.187	30.213	1:57.400	82.54	12.076	15:11:35.785	
2 -	1:18.424	29.089	1:47.513 (3)	90.14	2.189	15:13:23.298	
3 -	1:17.327	29.110	1:46.437 (2)	91.05	1.113	15:15:09.735	
4 -	1:16.736	28.588	1:45.324 (1)	92.01		15:16:55.059	
5 -	1:21.815	IN PIT	2:02.393 P	79.18	17.069	15:18:57.452	

P2 13		Mathew WALDRON		Triumph - Smallboy trackbikes			
IDEAL LAP TIME : 1:45.313		BEST LAP TIME : 1:45.722		DIFFERENCE : 0.409			
LAP	SECTOR 1	SECTOR 2	LAP TIME	MPH	DIFF	TIME OF DAY	
1 -	1:21.081	30.596	1:51.677	86.77	5.955	15:10:45.017	
2 -	1:18.119	30.235	1:48.354	89.44	2.632	15:12:33.371	
3 -	1:17.957	29.578	1:47.535	90.12	1.813	15:14:20.906	
4 -	1:16.699	29.190	1:45.889 (2)	91.52	0.167	15:16:06.795	
5 -	1:16.570	30.228	1:46.798	90.74	1.076	15:17:53.593	
6 -	1:16.424	29.298	1:45.722 (1)	91.66		15:19:39.315	
7 -	1:17.706	28.889	1:46.595 (3)	90.91	0.873	15:21:25.910	

P3 127		David TINKLER		Yamaha - alltrades/Tinklers M/cycles			
IDEAL LAP TIME : 1:45.781		BEST LAP TIME : 1:45.952		DIFFERENCE : 0.171			
LAP	SECTOR 1	SECTOR 2	LAP TIME	MPH	DIFF	TIME OF DAY	
1 -	1:20.740	29.548	1:50.288	87.87	4.336	15:10:51.557	
2 -	1:18.862	29.329	1:48.191	89.57	2.239	15:12:39.748	
3 -	1:18.214	29.320	1:47.534 (2)	90.12	1.582	15:14:27.282	
4 -	1:19.284	29.136	1:48.420	89.38	2.468	15:16:15.702	
5 -	1:16.914	29.038	1:45.952 (1)	91.46		15:18:01.654	
6 -	1:18.475	29.127	1:47.602 (3)	90.06	1.650	15:19:49.256	
7 -	1:20.307	28.867	1:49.174	88.76	3.222	15:21:38.430	

P4 241		Thomas OGRADY		Kawasaki - Round tower plant hire			
IDEAL LAP TIME : 1:45.895		BEST LAP TIME : 1:46.083		DIFFERENCE : 0.188			
LAP	SECTOR 1	SECTOR 2	LAP TIME	MPH	DIFF	TIME OF DAY	
1 -	1:27.223	30.045	1:57.268	82.64	11.185	15:11:26.570	
2 -	1:19.295	29.656	1:48.951	88.95	2.868	15:13:15.521	
3 -	1:18.149	29.522	1:47.671	90.00	1.588	15:15:03.192	
4 -	1:17.544	29.219	1:46.763 (3)	90.77	0.680	15:16:49.955	
5 -	1:18.694	29.276	1:47.970	89.75	1.887	15:18:37.925	
6 -	1:17.063	29.020	1:46.083 (1)	91.35		15:20:24.008	
7 -	1:16.875	29.377	1:46.252 (2)	91.21	0.169	15:22:10.260	

P5 6 C		Conor WHEELER		Kawasaki - www.fitakitchen.co.uk			
IDEAL LAP TIME : 1:45.680		BEST LAP TIME : 1:46.507		DIFFERENCE : 0.827			
LAP	SECTOR 1	SECTOR 2	LAP TIME	MPH	DIFF	TIME OF DAY	
1 -	1:22.955	30.907	1:53.862	85.11	7.355	15:10:57.390	
2 -	1:18.360	29.158	1:47.518 (3)	90.13	1.011	15:12:44.908	
3 -	1:17.373	29.134	1:46.507 (1)	90.99		15:14:31.415	
4 -	1:17.839	IN PIT	1:57.987 P	82.13	11.480	15:16:29.402	
5 -	OUTLAP	30.345	2:02.776	78.93	16.269	15:18:32.178	
6 -	1:16.546	30.517	1:47.063 (2)	90.51	0.556	15:20:19.241	
7 -	1:18.616	30.377	1:48.993	88.91	2.486	15:22:08.234	

P6 124		Kurtis BUTLER		Kawasaki - PGVM / 3vk			
IDEAL LAP TIME : 1:46.614		BEST LAP TIME : 1:46.614		DIFFERENCE : 0.000			
LAP	SECTOR 1	SECTOR 2	LAP TIME	MPH	DIFF	TIME OF DAY	
1 -	1:25.103	30.376	1:55.479	83.92	8.865	15:11:28.964	
2 -	1:18.652	29.155	1:47.807	89.89	1.193	15:13:16.771	

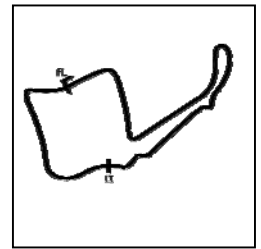
Weather / Track : Cloudy / Dry

Oulton Park International
Circuit Length = 2.6920 miles
Start: 15:08 Flag 15:20 End: 15:23

BMCRC - MRO Championships 2017 - Rnd 7 @ Oulton Park International

Team Respro MRO 600 & BMCRC Rookie 600s

QUALIFYING - SECTOR ANALYSIS



SECTOR 1 = FL to I1, SECTOR 2 = I1 to FL, DIFF = Difference To Personal Best Lap, P = Crossed Finish Line in Pit Lane, D = Time Disallowed

3 -	1:17.871	29.322	1:47.193 (2)	90.40	0.579	15:15:03.964
4 -	1:17.817	28.797	1:46.614 (1)	90.90		15:16:50.578
5 -	1:18.491	29.154	1:47.645 (3)	90.03	1.031	15:18:38.223

P7	226	Adam HARTGROVE	Yamaha - Technical lifting services limited			
IDEAL LAP TIME : 1:46.717		BEST LAP TIME : 1:46.717	DIFFERENCE : 0.000			
LAP	SECTOR 1	SECTOR 2	LAP TIME	MPH	DIFF	TIME OF DAY
1 -	1:21.590	30.208	1:51.798	86.68	5.081	15:10:09.450
2 -	1:18.301	30.088	1:48.389	89.41	1.672	15:11:57.839
3 -	1:18.341	29.682	1:48.023	89.71	1.306	15:13:45.862
4 -	1:17.331	30.160	1:47.491 (3)	90.15	0.774	15:15:33.353
5 -	1:17.591	29.538	1:47.129 (2)	90.46	0.412	15:17:20.482
6 -	1:17.252	29.465	1:46.717 (1)	90.81		15:19:07.199
7 -	1:18.877	29.811	1:48.688	89.16	1.971	15:20:55.887

P8	49	Ross MCLURG	Kawasaki - E.D.I Building / Steve Jordan Motorcycles			
IDEAL LAP TIME : 1:46.486		BEST LAP TIME : 1:47.341	DIFFERENCE : 0.855			
LAP	SECTOR 1	SECTOR 2	LAP TIME	MPH	DIFF	TIME OF DAY
1 -	1:24.205	30.334	1:54.539	84.61	7.198	15:10:29.018
2 -	1:19.874	29.343	1:49.217	88.73	1.876	15:12:18.235
3 -	1:21.865	30.103	1:51.968	86.55	4.627	15:14:10.203
4 -	1:17.143	30.198	1:47.341 (1)	90.28		15:15:57.544
5 -	1:19.737	29.375	1:49.112 (3)	88.81	1.771	15:17:46.656
6 -	1:18.885	30.433	1:49.318	88.65	1.977	15:19:35.974
7 -	1:18.848	29.349	1:48.197 (2)	89.57	0.856	15:21:24.171

P9	144 C	Tom NEWMAN	Triumph - Leeway Building Services & David Bedwell and Partners			
IDEAL LAP TIME : 1:47.958		BEST LAP TIME : 1:47.958	DIFFERENCE : 0.000			
LAP	SECTOR 1	SECTOR 2	LAP TIME	MPH	DIFF	TIME OF DAY
1 -	1:23.386	30.963	1:54.349	84.75	6.391	15:10:14.618
2 -	1:20.494	30.508	1:51.002	87.30	3.044	15:12:05.620
3 -	1:19.120	29.936	1:49.056 (2)	88.86	1.098	15:13:54.676
4 -	1:19.641	29.689	1:49.330 (3)	88.64	1.372	15:15:44.006
5 -	1:19.431	30.487	1:49.918	88.16	1.960	15:17:33.924
6 -	1:20.019	29.713	1:49.732	88.31	1.774	15:19:23.656
7 -	1:18.381	29.577	1:47.958 (1)	89.76		15:21:11.614

P10	10 C	Paul WILBY	Kawasaki - MOREMOTO			
IDEAL LAP TIME : 1:48.042		BEST LAP TIME : 1:48.227	DIFFERENCE : 0.185			
LAP	SECTOR 1	SECTOR 2	LAP TIME	MPH	DIFF	TIME OF DAY
1 -	1:23.855	30.667	1:54.522	84.62	6.295	15:10:14.446
2 -	1:27.893	30.567	1:58.460	81.81	10.233	15:12:12.906
3 -	1:19.536	30.316	1:49.852	88.22	1.625	15:14:02.758
4 -	1:18.837	30.302	1:49.139 (3)	88.79	0.912	15:15:51.897
5 -	1:18.242	29.985	1:48.227 (1)	89.54		15:17:40.124
6 -	1:19.413	29.800	1:49.213	88.73	0.986	15:19:29.337
7 -	1:18.510	30.019	1:48.529 (2)	89.29	0.302	15:21:17.866

P11	44	Hayden PLATTON	Kawasaki - NR Racing			
IDEAL LAP TIME : 1:47.927		BEST LAP TIME : 1:48.258	DIFFERENCE : 0.331			
LAP	SECTOR 1	SECTOR 2	LAP TIME	MPH	DIFF	TIME OF DAY
1 -	1:24.612	30.292	1:54.904	84.34	6.646	15:11:21.842
2 -	1:20.044	29.852	1:49.896	88.18	1.638	15:13:11.738
3 -	1:20.241	29.400	1:49.641	88.39	1.383	15:15:01.379
4 -	1:18.978	29.448	1:48.426 (2)	89.38	0.168	15:16:49.805
5 -	1:18.527	29.731	1:48.258 (1)	89.52		15:18:38.063
6 -	1:18.830	30.097	1:48.927 (3)	88.97	0.669	15:20:26.990
7 -	1:24.472	30.404	1:54.876	84.36	6.618	15:22:21.866

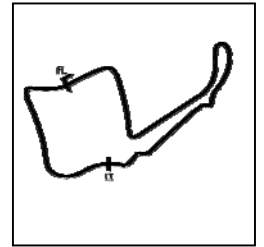
Weather / Track : Cloudy / Dry

Oulton Park International
Circuit Length = 2.6920 miles
Start: 15:08 Flag 15:20 End: 15:23

BMCRC - MRO Championships 2017 - Rnd 7 @ Oulton Park International

Team Respro MRO 600 & BMCRC Rookie 600s

QUALIFYING - SECTOR ANALYSIS



SECTOR 1 = FL to I1, SECTOR 2 = I1 to FL, DIFF = Difference To Personal Best Lap, P = Crossed Finish Line in Pit Lane, D = Time Disallowed

P12 35 600 Kingsan HO			Yamaha - Elite Coachworks UK Racehomes			
IDEAL LAP TIME : 1:48.861		BEST LAP TIME : 1:48.861		DIFFERENCE : 0.000		
LAP	SECTOR 1	SECTOR 2	LAP TIME	MPH	DIFF	TIME OF DAY
1 -	1:23.613	31.019	1:54.632	84.54	5.771	15:11:05.868
2 -	1:21.132	30.737	1:51.869	86.63	3.008	15:12:57.737
3 -	1:18.746	30.115	1:48.861 (1)	89.02		15:14:46.598
4 -	1:20.232	30.507	1:50.739	87.51	1.878	15:16:37.337
5 -	1:19.774	30.771	1:50.545 (2)	87.66	1.684	15:18:27.882
6 -	1:19.754	30.972	1:50.726 (3)	87.52	1.865	15:20:18.608
7 -	1:44.813	34.350	2:19.163	69.63	30.302	15:22:37.771

P13 777 C Mason WILLIAMS			Yamaha - MoreMoto			
IDEAL LAP TIME : 1:49.194		BEST LAP TIME : 1:49.299		DIFFERENCE : 0.105		
LAP	SECTOR 1	SECTOR 2	LAP TIME	MPH	DIFF	TIME OF DAY
1 -	1:21.905	30.338	1:52.243	86.34	2.944	15:10:10.266
2 -	1:19.826	30.222	1:50.048	88.06	0.749	15:12:00.314
3 -	1:20.149	30.148	1:50.297	87.86	0.998	15:13:50.611
4 -	1:19.321	29.978	1:49.299 (1)	88.66		15:15:39.910
5 -	1:19.530	29.873	1:49.403 (3)	88.58	0.104	15:17:29.313
6 -	1:19.453	29.937	1:49.390 (2)	88.59	0.091	15:19:18.703
7 -	1:19.933	IN PIT	1:58.337 P	81.89	9.038	15:21:17.040

P14 543 C Stefan ELLIS			Yamaha - Bespoke Bathing Company			
IDEAL LAP TIME : 1:49.137		BEST LAP TIME : 1:49.371		DIFFERENCE : 0.234		
LAP	SECTOR 1	SECTOR 2	LAP TIME	MPH	DIFF	TIME OF DAY
1 -	1:27.025	31.901	1:58.926	81.49	9.555	15:11:05.491
2 -	1:20.726	30.632	1:51.358	87.02	1.987	15:12:56.849
3 -	1:18.989	30.382	1:49.371 (1)	88.60		15:14:46.220
4 -	1:20.847	30.645	1:51.492	86.92	2.121	15:16:37.712
5 -	1:20.008	30.519	1:50.527 (3)	87.68	1.156	15:18:28.239
6 -	1:19.573	31.096	1:50.669	87.57	1.298	15:20:18.908
7 -	1:18.755	31.751	1:50.506 (2)	87.69	1.135	15:22:09.414

P15 46 Harry ROWLINGS			Triumph - Bernard Elliott racing / Steve Jordan motorcycles			
IDEAL LAP TIME : 1:50.159		BEST LAP TIME : 1:50.323		DIFFERENCE : 0.164		
LAP	SECTOR 1	SECTOR 2	LAP TIME	MPH	DIFF	TIME OF DAY
1 -	1:27.624	31.974	1:59.598	81.03	9.275	15:10:28.279
2 -	1:21.433	30.848	1:52.281	86.31	1.958	15:12:20.560
3 -	1:20.541	30.480	1:51.021 (2)	87.29	0.698	15:14:11.581
4 -	1:20.851	31.030	1:51.881 (3)	86.62	1.558	15:16:03.462
5 -	1:19.679	30.644	1:50.323 (1)	87.84		15:17:53.785

P16 93 C Kevin CLIVE			Yamaha - kc-racing			
IDEAL LAP TIME : 1:50.343		BEST LAP TIME : 1:50.343		DIFFERENCE : 0.000		
LAP	SECTOR 1	SECTOR 2	LAP TIME	MPH	DIFF	TIME OF DAY
1 -	1:26.641	31.305	1:57.946	82.16	7.603	15:10:45.474
2 -	1:21.086	30.477	1:51.563	86.86	1.220	15:12:37.037
3 -	1:20.731	30.308	1:51.039 (3)	87.27	0.696	15:14:28.076
4 -	1:20.946	30.482	1:51.428	86.97	1.085	15:16:19.504
5 -	1:21.469	30.831	1:52.300	86.29	1.957	15:18:11.804
6 -	1:20.570	30.434	1:51.004 (2)	87.30	0.661	15:20:02.808
7 -	1:20.161	30.182	1:50.343 (1)	87.82		15:21:53.151

P17 17 C Philip BAKER			Triumph - Ashford accident repair center			
IDEAL LAP TIME : 1:50.607		BEST LAP TIME : 1:50.607		DIFFERENCE : 0.000		
LAP	SECTOR 1	SECTOR 2	LAP TIME	MPH	DIFF	TIME OF DAY
1 -	1:28.726	31.647	2:00.373	80.51	9.766	15:11:23.569
2 -	1:21.552	30.847	1:52.399	86.22	1.792	15:13:15.968

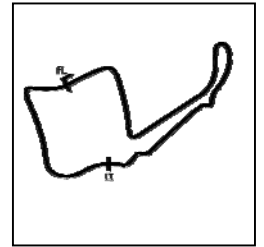
Weather / Track : Cloudy / Dry

Oulton Park International
Circuit Length = 2.6920 miles
Start: 15:08 Flag 15:20 End: 15:23

BMCRC - MRO Championships 2017 - Rnd 7 @ Oulton Park International

Team Respro MRO 600 & BMCRC Rookie 600s

QUALIFYING - SECTOR ANALYSIS



SECTOR 1 = FL to I1, SECTOR 2 = I1 to FL, DIFF = Difference To Personal Best Lap, P = Crossed Finish Line in Pit Lane, D = Time Disallowed

3 -	1:20.859	30.625	1:51.484	86.92	0.877	15:15:07.452
4 -	1:20.579	30.663	1:51.242 (3)	87.11	0.635	15:16:58.694
5 -	1:20.120	30.487	1:50.607 (1)	87.61		15:18:49.301
6 -	1:20.847	31.035	1:51.882	86.62	1.275	15:20:41.183
7 -	1:20.222	30.543	1:50.765 (2)	87.49	0.158	15:22:31.948

P18	56 C	Michael MILLS	Yamaha - A51 Racing			
IDEAL LAP TIME : 1:50.730		BEST LAP TIME : 1:50.730		DIFFERENCE : 0.000		
LAP	SECTOR 1	SECTOR 2	LAP TIME	MPH	DIFF	TIME OF DAY

1 -	1:27.274	31.408	1:58.682	81.65	7.952	15:11:13.416
2 -	1:22.955	30.808	1:53.763 (3)	85.18	3.033	15:13:07.179
3 -	1:24.994	30.369	1:55.363	84.00	4.633	15:15:02.542
4 -	1:20.630	30.100	1:50.730 (1)	87.52		15:16:53.272
5 -	1:21.644	30.670	1:52.314 (2)	86.28	1.584	15:18:45.586
6 -	1:29.839	32.255	2:02.094	79.37	11.364	15:20:47.680
7 -	1:29.149	33.044	2:02.193	79.31	11.463	15:22:49.873

P19	62 C	Charlie PATERSON	Yamaha - Black Widow Exhausts			
IDEAL LAP TIME : 1:50.824		BEST LAP TIME : 1:51.044		DIFFERENCE : 0.220		
LAP	SECTOR 1	SECTOR 2	LAP TIME	MPH	DIFF	TIME OF DAY

1 -	1:30.297	31.838	2:02.135	79.34	11.091	15:10:27.050
2 -	1:22.517	31.095	1:53.612	85.30	2.568	15:12:20.662
3 -	1:21.543	30.297	1:51.840 (3)	86.65	0.796	15:14:12.502
4 -	1:22.745	31.098	1:53.843	85.12	2.799	15:16:06.345
5 -	1:20.863	30.474	1:51.337 (2)	87.04	0.293	15:17:57.682
6 -	1:21.083	29.961	1:51.044 (1)	87.27		15:19:48.726
7 -	1:21.685	30.819	1:52.504	86.14	1.460	15:21:41.230

P20	82 C	Andrew SMITH	Suzuki - 5 Club Racing / Challenger Communications			
IDEAL LAP TIME : 1:51.138		BEST LAP TIME : 1:51.138		DIFFERENCE : 0.000		
LAP	SECTOR 1	SECTOR 2	LAP TIME	MPH	DIFF	TIME OF DAY

1 -	1:29.647	31.438	2:01.085	80.03	9.947	15:10:38.851
2 -	1:23.928	31.163	1:55.091	84.20	3.953	15:12:33.942
3 -	1:22.168	31.052	1:53.220	85.59	2.082	15:14:27.162
4 -	1:21.489	31.304	1:52.793 (2)	85.92	1.655	15:16:19.955
5 -	1:22.504	30.477	1:52.981	85.77	1.843	15:18:12.936
6 -	1:20.979	30.159	1:51.138 (1)	87.20		15:20:04.074
7 -	1:22.141	30.721	1:52.862 (3)	85.86	1.724	15:21:56.936

P21	81 C	Liam DUFFETT	Kawasaki - MFM Track Bikes			
IDEAL LAP TIME : 1:51.545		BEST LAP TIME : 1:52.012		DIFFERENCE : 0.467		
LAP	SECTOR 1	SECTOR 2	LAP TIME	MPH	DIFF	TIME OF DAY

1 -	1:26.429	30.810	1:57.239	82.66	5.227	15:10:15.961
2 -	1:23.325	30.766	1:54.091	84.94	2.079	15:12:10.052
3 -	1:22.316	31.040	1:53.356	85.49	1.344	15:14:03.408
4 -	1:21.731	30.470	1:52.201 (2)	86.37	0.189	15:15:55.609
5 -	1:22.722	30.399	1:53.121 (3)	85.67	1.109	15:17:48.730
6 -	1:21.146	30.866	1:52.012 (1)	86.52		15:19:40.742
7 -	1:23.252	31.339	1:54.591	84.57	2.579	15:21:35.333

P22	16 C	Ollie SHOTTON	Kawasaki -			
IDEAL LAP TIME : 1:52.976		BEST LAP TIME : 1:52.976		DIFFERENCE : 0.000		
LAP	SECTOR 1	SECTOR 2	LAP TIME	MPH	DIFF	TIME OF DAY

1 -	1:26.343	31.555	1:57.898	82.20	4.922	15:10:17.411
2 -	1:22.614	31.569	1:54.183	84.87	1.207	15:12:11.594
3 -	1:22.168	31.318	1:53.486 (2)	85.39	0.510	15:14:05.080
4 -	1:22.052	31.561	1:53.613 (3)	85.30	0.637	15:15:58.693
5 -	1:23.414	31.564	1:54.978	84.28	2.002	15:17:53.671
6 -	1:21.791	31.185	1:52.976 (1)	85.78		15:19:46.647

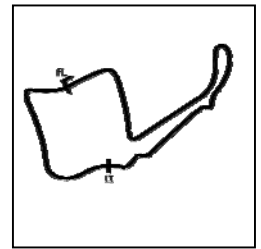
Weather / Track : Cloudy / Dry

Oulton Park International
Circuit Length = 2.6920 miles
Start: 15:08 Flag 15:20 End: 15:23

BMCRC - MRO Championships 2017 - Rnd 7 @ Oulton Park International

Team Respro MRO 600 & BMCRC Rookie 600s

QUALIFYING - SECTOR ANALYSIS



SECTOR 1 = FL to I1, SECTOR 2 = I1 to FL, DIFF = Difference To Personal Best Lap, P = Crossed Finish Line in Pit Lane, D = Time Disallowed

7 - 1:24.385 32.892 1:57.277 82.63 4.301 15:21:43.924

P23 64 600 Rob SALTMER			Yamaha - Universal Tyres & Autocentres			
IDEAL LAP TIME : 1:53.876		BEST LAP TIME : 1:54.073		DIFFERENCE : 0.197		
LAP	SECTOR 1	SECTOR 2	LAP TIME	MPH	DIFF	TIME OF DAY
1 -	1:26.598	31.390	1:57.988	82.13	3.915	15:10:17.699
2 -	1:24.453	30.673	1:55.126	84.17	1.053	15:12:12.825
3 -	1:23.356	31.164	1:54.520 (2)	84.62	0.447	15:14:07.345
4 -	1:24.922	31.114	1:56.036	83.51	1.963	15:16:03.381
5 -	1:23.553	30.520	1:54.073 (1)	84.95		15:17:57.454
6 -	1:23.938	30.629	1:54.567	84.59	0.494	15:19:52.021
7 -	1:23.548	31.016	1:54.564 (3)	84.59	0.491	15:21:46.585

P24 143 600 Daire PRENDERGAST			Kawasaki - Emerald Plant Services			
IDEAL LAP TIME : 1:53.873		BEST LAP TIME : 1:54.328		DIFFERENCE : 0.455		
LAP	SECTOR 1	SECTOR 2	LAP TIME	MPH	DIFF	TIME OF DAY
1 -	1:27.173	31.655	1:58.828	81.55	4.500	15:10:21.166
2 -	1:24.486	31.204	1:55.690	83.76	1.362	15:12:16.856
3 -	1:22.840	31.749	1:54.589 (3)	84.57	0.261	15:14:11.445
4 -	1:23.377	31.817	1:55.194	84.13	0.866	15:16:06.639
5 -	1:22.871	31.457	1:54.328 (1)	84.76		15:18:00.967
6 -	1:22.748	32.028	1:54.776	84.43	0.448	15:19:55.743
7 -	1:22.669	31.845	1:54.514 (2)	84.62	0.186	15:21:50.257

P25 126 600 Anthony CLACK			Suzuki -			
IDEAL LAP TIME : 1:53.721		BEST LAP TIME : 1:54.407		DIFFERENCE : 0.686		
LAP	SECTOR 1	SECTOR 2	LAP TIME	MPH	DIFF	TIME OF DAY
1 -	1:27.383	31.725	1:59.108	81.36	4.701	15:10:20.612
2 -	1:24.658	31.726	1:56.384	83.27	1.977	15:12:16.996
3 -	1:23.964	31.048	1:55.012 (3)	84.26	0.605	15:14:12.008
4 -	1:23.568	31.265	1:54.833 (2)	84.39	0.426	15:16:06.841
5 -	1:22.986	31.421	1:54.407 (1)	84.70		15:18:01.248
6 -	1:22.673	38.631	2:01.304	79.89	6.897	15:20:02.552
7 -	1:25.532	31.100	1:56.632	83.09	2.225	15:21:59.184

P26 50 Kristian MURPHY			Yamaha -			
IDEAL LAP TIME : 1:54.472		BEST LAP TIME : 1:55.031		DIFFERENCE : 0.559		
LAP	SECTOR 1	SECTOR 2	LAP TIME	MPH	DIFF	TIME OF DAY
1 -	1:33.646	32.601	2:06.247	76.76	11.216	15:10:28.698
2 -	1:25.247	31.857	1:57.104	82.75	2.073	15:12:25.802
3 -	1:24.189	31.600	1:55.789	83.69	0.758	15:14:21.591
4 -	1:23.454	31.653	1:55.107 (2)	84.19	0.076	15:16:16.698
5 -	1:23.779	31.903	1:55.682 (3)	83.77	0.651	15:18:12.380
6 -	1:22.872	32.159	1:55.031 (1)	84.24		15:20:07.411
7 -	1:25.000	31.649	1:56.649	83.08	1.618	15:22:04.060

P27 119 C Simon HEALEY			Yamaha - Popular Tyres / Steam Packet			
IDEAL LAP TIME : 1:55.605		BEST LAP TIME : 1:55.648		DIFFERENCE : 0.043		
LAP	SECTOR 1	SECTOR 2	LAP TIME	MPH	DIFF	TIME OF DAY
1 -	1:33.397	32.397	2:05.794	77.04	10.146	15:10:29.146
2 -	1:25.161	32.079	1:57.240	82.66	1.592	15:12:26.386
3 -	1:24.830	32.018	1:56.848	82.93	1.200	15:14:23.234
4 -	1:23.662	31.986	1:55.648 (1)	83.80		15:16:18.882
5 -	1:24.611	31.943	1:56.554 (2)	83.14	0.906	15:18:15.436
6 -	1:24.178	32.599	1:56.777 (3)	82.98	1.129	15:20:12.213
7 -	1:24.554	32.459	1:57.013	82.82	1.365	15:22:09.226

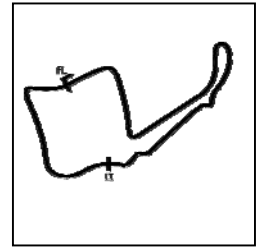
Weather / Track : Cloudy / Dry

Oulton Park International
Circuit Length = 2.6920 miles
Start: 15:08 Flag 15:20 End: 15:23

BMCRC - MRO Championships 2017 - Rnd 7 @ Oulton Park International

Team Respro MRO 600 & BMCRC Rookie 600s

QUALIFYING - SECTOR ANALYSIS



SECTOR 1 = FL to I1, SECTOR 2 = I1 to FL, DIFF = Difference To Personal Best Lap, P = Crossed Finish Line in Pit Lane, D = Time Disallowed

P28 501 600 Steve MOSES			Triumph - M40 Triumph			
IDEAL LAP TIME : 1:55.672			BEST LAP TIME : 1:55.986		DIFFERENCE : 0.314	
LAP	SECTOR 1	SECTOR 2	LAP TIME	MPH	DIFF	TIME OF DAY
1 -	1:32.987	32.778	2:05.765	77.05	9.779	15:10:29.771
2 -	1:25.408	32.470	1:57.878	82.21	1.892	15:12:27.649
3 -	1:24.977	31.984	1:56.961	82.85	0.975	15:14:24.610
4 -	1:23.869	32.347	1:56.216 (2)	83.39	0.230	15:16:20.826
5 -	1:24.525	32.018	1:56.543 (3)	83.15	0.557	15:18:17.369
6 -	1:23.688	32.298	1:55.986 (1)	83.55		15:20:13.355
7 -	1:24.117	32.891	1:57.008	82.82	1.022	15:22:10.363

P29 130 C Lee BUTTON			Yamaha - Elite Spas/Goodwins/Sparkle Spas			
IDEAL LAP TIME : 1:58.117			BEST LAP TIME : 1:58.578		DIFFERENCE : 0.461	
LAP	SECTOR 1	SECTOR 2	LAP TIME	MPH	DIFF	TIME OF DAY
1 -	1:30.807	33.745	2:04.552	77.80	5.974	15:11:05.390
2 -	1:26.935	33.118	2:00.053	80.72	1.475	15:13:05.443
3 -	1:27.765	33.210	2:00.975	80.10	2.397	15:15:06.418
4 -	1:26.183	32.564	1:58.747 (2)	81.61	0.169	15:17:05.165
5 -	1:25.853	32.725	1:58.578 (1)	81.72		15:19:03.743
6 -	1:26.509	32.264	1:58.773 (3)	81.59	0.195	15:21:02.516

P30 97 C Sam GRAHAM			Honda -			
IDEAL LAP TIME : 1:59.118			BEST LAP TIME : 1:59.118		DIFFERENCE : 0.000	
LAP	SECTOR 1	SECTOR 2	LAP TIME	MPH	DIFF	TIME OF DAY
1 -	1:34.013	34.476	2:08.489	75.42	9.371	15:11:32.921
2 -	1:28.504	34.446	2:02.950	78.82	3.832	15:13:35.871
3 -	1:26.997	33.245	2:00.242 (3)	80.59	1.124	15:15:36.113
4 -	1:26.895	33.770	2:00.665	80.31	1.547	15:17:36.778
5 -	1:27.139	33.043	2:00.182 (2)	80.63	1.064	15:19:36.960
6 -	1:26.106	33.012	1:59.118 (1)	81.35		15:21:36.078

P31 81 600 Gary CROFT			Yamaha - Big G Racing & Little e			
IDEAL LAP TIME : 2:00.439			BEST LAP TIME : 2:01.135		DIFFERENCE : 0.696	
LAP	SECTOR 1	SECTOR 2	LAP TIME	MPH	DIFF	TIME OF DAY
1 -	1:35.771	34.174	2:09.945	74.58	8.810	15:11:49.280
2 -	1:29.804	33.728	2:03.532	78.45	2.397	15:13:52.812
3 -	1:27.205	33.930	2:01.135 (1)	80.00		15:15:53.947
4 -	1:27.920	33.234	2:01.154 (2)	79.99	0.019	15:17:55.101
5 -	1:27.888	33.874	2:01.762 (3)	79.59	0.627	15:19:56.863
6 -	1:28.181	33.707	2:01.888	79.50	0.753	15:21:58.751

P32 9 C Duncan GROVE			Yamaha -			
IDEAL LAP TIME : 2:02.654			BEST LAP TIME : 2:03.170		DIFFERENCE : 0.516	
LAP	SECTOR 1	SECTOR 2	LAP TIME	MPH	DIFF	TIME OF DAY
1 -	1:34.484	33.474	2:07.958	75.73	4.788	15:10:34.176
2 -	1:30.316	34.179	2:04.495	77.84	1.325	15:12:38.671
3 -	1:29.407	33.852	2:03.259 (2)	78.62	0.089	15:14:41.930
4 -	1:29.180	33.990	2:03.170 (1)	78.68		15:16:45.100
5 -	1:30.023	33.646	2:03.669 (3)	78.36	0.499	15:18:48.769
6 -	1:31.169	34.541	2:05.710	77.09	2.540	15:20:54.479

P33 163 Simon BLACKWELL			Kawasaki - SFC Racing			
IDEAL LAP TIME : 2:08.685			BEST LAP TIME : 2:08.685		DIFFERENCE : 0.000	
LAP	SECTOR 1	SECTOR 2	LAP TIME	MPH	DIFF	TIME OF DAY
1 -	1:43.732	36.920	2:20.652	68.90	11.967	15:10:50.177
2 -	1:36.731	37.399	2:14.130	72.25	5.445	15:13:04.307
3 -	1:36.122	35.902	2:12.024	73.40	3.339	15:15:16.331
4 -	1:35.938	35.671	2:11.609 (3)	73.63	2.924	15:17:27.940

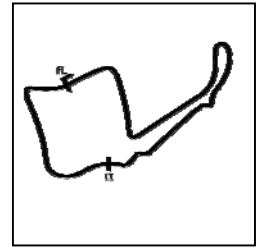
Weather / Track : Cloudy / Dry

Oulton Park International
Circuit Length = 2.6920 miles
Start: 15:08 Flag 15:20 End: 15:23

BMCRC - MRO Championships 2017 - Rnd 7 @ Oulton Park International

Team Respro MRO 600 & BMCRC Rookie 600s

QUALIFYING - SECTOR ANALYSIS



SECTOR 1 = FL to I1, SECTOR 2 = I1 to FL, DIFF = Difference To Personal Best Lap, P = Crossed Finish Line in Pit Lane, D = Time Disallowed

5 -	1:33.206	35.479	2:08.685 (1)	75.31		15:19:36.625
6 -	1:34.276	36.242	2:10.518 (2)	74.25	1.833	15:21:47.143

BMCRC - MRO Championships 2017 - Rnd 7 @ Oulton Park International

Team Respro MRO 600 & BMCRC Rookie 600s

QUALIFYING - BEST SECTORS

SECTOR 1			SECTOR 2			IDEAL / BEST COMPARISON						
POS	NO	NAME	TIME	NO	NAME	TIME	POS	NO	NAME	IDEAL	BEST	DIFF
									PERFECT LAP	1:45.012		
1	13	WALDRON	1:16.424	34	SHELTON	28.588	1	13	WALDRON	1:45.313	1:45.722	0.409
2	6	WHEELER	1:16.546	124	BUTLER	28.797	2	34	SHELTON	1:45.324	1:45.324	0.000
3	34	SHELTON	1:16.736	127	TINKLER	28.867	3	6	WHEELER	1:45.680	1:46.507	0.827
4	241	OGRADY	1:16.875	13	WALDRON	28.889	4	127	TINKLER	1:45.781	1:45.952	0.171
5	127	TINKLER	1:16.914	241	OGRADY	29.020	5	241	OGRADY	1:45.895	1:46.083	0.188
6	49	MCLURG	1:17.143	6	WHEELER	29.134	6	49	MCLURG	1:46.486	1:47.341	0.855
7	226	HARTGROVE	1:17.252	49	MCLURG	29.343	7	124	BUTLER	1:46.614	1:46.614	0.000
8	124	BUTLER	1:17.817	44	PLATTON	29.400	8	226	HARTGROVE	1:46.717	1:46.717	0.000
9	10	WILBY	1:18.242	226	HARTGROVE	29.465	9	44	PLATTON	1:47.927	1:48.258	0.331
10	144	NEWMAN	1:18.381	144	NEWMAN	29.577	10	144	NEWMAN	1:47.958	1:47.958	0.000
11	44	PLATTON	1:18.527	10	WILBY	29.800	11	10	WILBY	1:48.042	1:48.227	0.185
12	35	HO	1:18.746	777	WILLIAMS	29.873	12	35	HO	1:48.861	1:48.861	0.000
13	543	ELLIS	1:18.755	62	PATERSON	29.961	13	543	ELLIS	1:49.137	1:49.371	0.234
14	777	WILLIAMS	1:19.321	56	MILLS	30.100	14	777	WILLIAMS	1:49.194	1:49.299	0.105
15	46	ROWLINGS	1:19.679	35	HO	30.115	15	46	ROWLINGS	1:50.159	1:50.323	0.164
16	17	BAKER	1:20.120	82	SMITH	30.159	16	93	CLIVE	1:50.343	1:50.343	0.000
17	93	CLIVE	1:20.161	93	CLIVE	30.182	17	17	BAKER	1:50.607	1:50.607	0.000
18	56	MILLS	1:20.630	543	ELLIS	30.382	18	56	MILLS	1:50.730	1:50.730	0.000
19	62	PATERSON	1:20.863	81	DUFFETT	30.399	19	62	PATERSON	1:50.824	1:51.044	0.220
20	82	SMITH	1:20.979	46	ROWLINGS	30.480	20	82	SMITH	1:51.138	1:51.138	0.000
21	81	DUFFETT	1:21.146	17	BAKER	30.487	21	81	DUFFETT	1:51.545	1:52.012	0.467
22	16	SHOTTON	1:21.791	64	SALTMER	30.520	22	16	SHOTTON	1:52.976	1:52.976	0.000
23	143	PRENDERGAST	1:22.669	126	CLACK	31.048	23	126	CLACK	1:53.721	1:54.407	0.686
24	126	CLACK	1:22.673	16	SHOTTON	31.185	24	143	PRENDERGAST	1:53.873	1:54.328	0.455
25	50	MURPHY	1:22.872	143	PRENDERGAST	31.204	25	64	SALTMER	1:53.876	1:54.073	0.197
26	64	SALTMER	1:23.356	50	MURPHY	31.600	26	50	MURPHY	1:54.472	1:55.031	0.559
27	119	HEALEY	1:23.662	119	HEALEY	31.943	27	119	HEALEY	1:55.605	1:55.648	0.043
28	501	MOSES	1:23.688	501	MOSES	31.984	28	501	MOSES	1:55.672	1:55.986	0.314
29	130	BUTTON	1:25.853	130	BUTTON	32.264	29	130	BUTTON	1:58.117	1:58.578	0.461
30	97	GRAHAM	1:26.106	97	GRAHAM	33.012	30	97	GRAHAM	1:59.118	1:59.118	0.000
31	81	CROFT	1:27.205	81	CROFT	33.234	31	81	CROFT	2:00.439	2:01.135	0.696
32	9	GROVE	1:29.180	9	GROVE	33.474	32	9	GROVE	2:02.654	2:03.170	0.516
33	163	BLACKWELL	1:33.206	163	BLACKWELL	35.479	33	163	BLACKWELL	2:08.685	2:08.685	0.000

Weather / Track : Cloudy / Dry

Oulton Park International
 Circuit Length = 2.6920 miles
 Start: 15:08 Flag 15:20 End: 15:23

Results can be found at www.tsl-timing.com

Printed - 15:55 Friday, 04 August 2017

BMCRC - MRO Championships 2017 - Rnd 7 @ Oulton Park International

Team Respro MRO 600

RACE 4 - GRID (8 Laps)

ROW 11				31	192 Daniel MOFFA					
ROW 10	30	111 Sam SMITH	29	83 Talan SKEELS-PIGGINS	28	22 Darren DOWDS				
ROW 9		2:08.685	27	163 Simon BLACKWELL	2:03.170	26	9 Duncan GROVE	1:59.118	25	97 Sam GRAHAM
ROW 8	24	1:58.578	130 Lee BUTTON	1:55.648	23	119 Simon HEALEY	1:55.031	22	50 Kristian MURPHY	
ROW 7		1:52.976	21	16 Ollie SHOTTON	1:52.012	20	81 Liam DUFFETT	1:51.138	19	82 Andrew SMITH
ROW 6	18	1:51.044	62 Charlie PATERSON	1:50.730	17	56 Michael MILLS	1:50.607	16	17 Philip BAKER	
ROW 5		1:50.343	15	93 Kevin CLIVE	1:50.323	14	46 Harry ROWLINGS	1:49.371	13	543 Stefan ELLIS
ROW 4	12	1:49.299	777 Mason WILLIAMS	1:48.258	11	44 Hayden PLATTON	1:48.227	10	10 Paul WILBY	
ROW 3		1:47.958	9	144 Tom NEWMAN	1:47.341	8	49 Ross MCLURG	1:46.717	7	226 Adam HARTGROVE
ROW 2	6	1:46.614	124 Kurtis BUTLER	1:46.507	5	6 Conor WHEELER	1:46.083	4	241 Thomas OGRADY	
ROW 1		1:45.952	3	127 David TINKLER	1:45.722	2	13 Mathew WALDRON	1:45.324	1	34 Arnie SHELTON
										Pole

Oulton Park International
Circuit Length = 2.6920 miles

These results are provisional until the conclusion of any judicial and technical matters.

Clerk Of Course :	Timekeeper :
-------------------	--------------

Results can be found at www.tsl-timing.com

Printed - 15:35 Friday, 04 August 2017



BMCRC - MRO Championships 2017 - Rnd 7 @ Oulton Park International

Team Respro MRO 600

RACE 4 - CLASSIFICATION

POS	NO	CL	PIC NAME	ENTRY	LAPS	TIME	GAP	DIFF	MPH	BEST	ON
1	13		1 Mathew WALDRON	Triumph - Smallboy trackbikes	8	14:02.701			92.00	1:43.634	6
2	34		2 Arnie SHELTON	Kawasaki - Shelton Racing	8	14:05.481	2.780	2.780	91.69	1:44.454	8
3	241		3 Thomas OGRADY	Kawasaki - Round tower plant hire	8	14:05.767	3.066	0.286	91.66	1:44.114	8
4	127		4 David TINKLER	Yamaha - alltrades/Tinklers M'cycles	8	14:06.096	3.395	0.329	91.63	1:44.644	6
5	6	C	1 Conor WHEELER	Kawasaki - www.fitakitchen.co.uk	8	14:13.889	11.188	7.793	90.79	1:45.112	3
6	124		5 Kurtis BUTLER	Kawasaki - PGVM / 3vk	8	14:16.573	13.872	2.684	90.51	1:45.839	2
7	777	C	2 Mason WILLIAMS	Yamaha - MoreMoto	8	14:16.664	13.963	0.091	90.50	1:46.013	3
8	49		6 Ross MCLURG	Kawasaki - E.D.I Building / Steve Jordan Motorcycle	8	14:16.791	14.090	0.127	90.48	1:46.133	2
9	10	C	3 Paul WILBY	Kawasaki - MOREMOTO	8	14:17.113	14.412	0.322	90.45	1:45.394	7
10	44		7 Hayden PLATTON	Kawasaki - NR Racing	8	14:30.011	27.310	12.898	89.11	1:45.939	6
11	17	C	4 Philip BAKER	Triumph - Ashford accident repair center	8	14:32.431	29.730	2.420	88.86	1:46.918	6
12	46		8 Harry ROWLINGS	Triumph - Bernard Elliott racing / Steve Jordan moto	8	14:35.683	32.982	3.252	88.53	1:47.809	3
13	82	C	5 Andrew SMITH	Suzuki - 5 Club Racing / Challenger Communication	8	14:37.644	34.943	1.961	88.33	1:47.514	5
14	81	C	6 Liam DUFFETT	Kawasaki - MFM Track Bikes	8	14:42.829	40.128	5.185	87.82	1:48.562	4
15	56	C	7 Michael MILLS	Yamaha - A51 Racing	8	14:46.689	43.988	3.860	87.43	1:48.016	8
16	93	C	8 Kevin CLIVE	Yamaha - kc-racing	8	14:57.613	54.912	10.924	86.37	1:50.242	2
17	16	C	9 Ollie SHOTTON	Kawasaki -	8	15:24.328	1:21.627	26.715	83.87	1:53.616	8
18	50		9 Kristian MURPHY	Yamaha -	8	15:37.315	1:34.614	12.987	82.71	1:54.555	8
19	130	C	10 Lee BUTTON	Yamaha - Elite Spas/Goodwins/Sparkle Spas	8	15:38.676	1:35.975	1.361	82.59	1:55.074	5
20	119	C	11 Simon HEALEY	Yamaha - Popular Tyres / Steam Packet	8	15:38.748	1:36.047	0.072	82.58	1:54.785	7
21	97	C	12 Sam GRAHAM	Honda -	8	16:00.285	1:57.584	21.537	80.73	1:57.994	6
22	9	C	13 Duncan GROVE	Yamaha -	7	14:08.652	1 Lap	1 Lap	79.93	1:58.776	6
23	163		10 Simon BLACKWELL	Kawasaki - SFC Racing	7	16:02.549	1 Lap	1:53.897	70.47	2:15.164	4

NOT CLASSIFIED

DNF	62	C	Charlie PATERSON	Yamaha - Black Widow Exhausts	7	13:18.495	1 Lap		84.95	1:50.188	3
DNF	543	C	Stefan ELLIS	Yamaha - Bespoke Bathing Company	4	7:24.707	4 Laps	3 Laps	87.17	1:48.584	4
DNF	226		Adam HARTGROVE	Yamaha - Technical lifting services limited	1	1:53.019	7 Laps	3 Laps	85.74		
DNF	144	C	Tom NEWMAN	Triumph - Leeway Building Services & David Bedwe	1	2:07.114	7 Laps	14.095	76.24		

FASTEST LAP

13			Mathew WALDRON	Triumph - Smallboy trackbikes	6	1:43.634		93.51 mph		150.49 kph	
6	C		Conor WHEELER	Kawasaki - www.fitakitchen.co.uk	3	1:45.112		92.19 mph		148.38 kph	

Class - 90% of Race Speed = 82.80 mph
Class C - 90% of Race Speed = 81.71 mph

Oulton Park International
Circuit Length = 2.6920 miles
Start: 10:31 Flag 10:45 End: 10:47

Weather / Track : Cloudy / Dry

These results are provisional until the conclusion of any judicial and technical matters.

Clerk Of Course :	Timekeeper :
-------------------	--------------

Results can be found at www.tsl-timing.com

Printed - 10:48 Saturday, 05 August 2017



BMCRC - MRO Championships 2017 - Rnd 7 @ Oulton Park International

Team Respro MRO 600

RACE 4 - LAP CHART

LAP 1 @ 10:33:25.700

NO	BEHIND	LAP TIME
127		1:50.011
34	0.855	1:50.866
6	1.339	1:51.350
241	1.684	1:51.695
777	1.805	1:51.816
13	1.969	1:51.980
49	2.361	1:52.372
10	2.888	1:52.899
226	3.008	1:53.019
124	3.369	1:53.380
46	5.567	1:55.578
44	5.859	1:55.870
543	6.965	1:56.976
17	7.396	1:57.407
82	7.754	1:57.765
81	8.050	1:58.061
56	8.243	1:58.254
93	8.940	1:58.951
62	9.182	1:59.193
16	11.050	2:01.061
130	13.437	2:03.448
119	14.103	2:04.114
50	17.024	2:07.035
144	17.103	2:07.114 P
97	17.249	2:07.260
9	18.514	2:08.525
163	33.710	2:23.721

LAP 2 @ 10:35:11.145

NO	BEHIND	LAP TIME
127		1:45.445
34	0.312	1:44.902
6	1.453	1:45.559
13	1.613	1:45.089
241	2.639	1:46.400
777	2.960	1:46.600
49	3.049	1:46.133
10	3.470	1:46.027
124	3.763	1:45.839
46	8.584	1:48.462
543	10.996	1:49.476
44	11.265	1:50.851
17	11.285	1:49.334
82	11.735	1:49.426
81	12.018	1:49.413
93	13.737	1:50.242
56	13.866	1:51.068
62	14.402	1:50.665
16	20.407	1:54.802
119	25.466	1:56.808
130	25.868	1:57.876
50	27.488	1:55.909
97	30.464	1:58.660
9	32.292	1:59.223
163	1:04.344	2:16.079

LAP 3 @ 10:36:56.776

NO	BEHIND	LAP TIME
127		1:45.631
34	0.365	1:45.684
13	0.457	1:44.475

6	0.934	1:45.112
241	1.926	1:44.918
777	3.342	1:46.013
49	3.588	1:46.170
124	4.136	1:46.004
10	4.226	1:46.387
46	10.762	1:47.809
17	14.780	1:49.126
44	14.838	1:49.204
543	15.036	1:49.671
81	15.740	1:49.353
82	15.866	1:49.762
56	18.054	1:49.819
62	18.959	1:50.188
93	20.517	1:52.411
16	29.385	1:54.609
119	36.643	1:56.808
130	37.175	1:56.938
50	37.271	1:55.414
97	44.384	1:59.551
9	45.588	1:58.927
163	1:34.356	2:15.643

LAP 4 @ 10:38:41.887

NO	BEHIND	LAP TIME
127		1:45.111
13	0.286	1:44.940
34	0.377	1:45.123
241	1.067	1:44.252
6	1.546	1:45.723
777	4.815	1:46.584
49	4.899	1:46.422
124	5.263	1:46.238
10	5.537	1:46.422
46	13.645	1:47.994
17	17.182	1:47.513
543	18.509	1:48.584
44	19.108	1:49.381
81	19.191	1:48.562
82	19.576	1:48.821
56	22.628	1:49.685
62	26.148	1:52.300
93	26.769	1:51.363
16	39.013	1:54.739
130	48.565	1:56.501
50	48.907	1:56.747
119	49.223	1:57.691
97	59.431	2:00.158
9	59.927	1:59.450

LAP 5 @ 10:40:26.765

NO	BEHIND	LAP TIME
13		1:44.592
127	0.118	1:44.996
34	0.322	1:44.823
241	0.682	1:44.493
6	4.340	1:47.672
124	6.357	1:45.972
777	6.476	1:46.539
49	6.671	1:46.650
10	8.095	1:47.436
46	17.566	1:48.799
163	1 Lap	2:15.164
17	20.122	1:47.818

44	20.487	1:46.257
82	22.212	1:47.514
81	23.549	1:49.236
56	27.042	1:49.292
62	33.384	1:52.114
93	33.725	1:51.834
16	49.310	1:55.175
130	58.761	1:55.074
50	1:00.739	1:56.710
119	1:01.922	1:57.577
97	1:13.958	1:59.405
9	1:15.637	2:00.588

LAP 6 @ 10:42:10.399

NO	BEHIND	LAP TIME
13		1:43.634
127	1.128	1:44.644
34	1.251	1:44.563
241	1.612	1:44.564
6	7.021	1:46.315
124	9.005	1:46.282
777	9.290	1:46.448
49	9.446	1:46.409
10	10.883	1:46.422
46	22.742	1:48.810
44	22.792	1:45.939
17	23.406	1:46.918
82	26.651	1:48.073
81	30.069	1:50.154
56	35.345	1:51.937
93	41.789	1:51.698
62	44.097	1:54.347
163	1 Lap	2:20.902
16	1:00.122	1:54.446
130	1:10.279	1:55.152
50	1:12.346	1:55.241
119	1:13.990	1:55.702
97	1:28.318	1:57.994
9	1:30.779	1:58.776

LAP 7 @ 10:43:54.469

NO	BEHIND	LAP TIME
13		1:44.070
34	2.247	1:45.066
127	2.450	1:45.392
241	2.873	1:45.331
6	9.447	1:46.496
777	11.431	1:46.211
124	11.781	1:46.846
49	11.863	1:46.487
10	12.207	1:45.394
44	24.840	1:46.118
17	26.658	1:47.322
46	27.790	1:49.118
82	31.222	1:48.641
81	35.221	1:49.222
56	39.893	1:48.618
93	48.324	1:50.605
62	59.715	1:59.688 P
16	1:11.932	1:55.880
130	1:23.493	1:57.284
50	1:23.980	1:55.704
119	1:24.705	1:54.785
163	1 Lap	2:15.609

LAP 8 @ 10:45:38.390

NO	BEHIND	LAP TIME
13		1:43.921
34	2.780	1:44.454
241	3.066	1:44.114
127	3.395	1:44.866
9	1 Lap	2:03.163
6	11.188	1:45.662
124	13.872	1:46.012
777	13.963	1:46.453
49	14.090	1:46.148
10	14.412	1:46.126
44	27.310	1:46.391
17	29.730	1:46.993
46	32.982	1:49.113
82	34.943	1:47.642
81	40.128	1:48.828
56	43.988	1:48.016
93	54.912	1:50.509
16	1:21.627	1:53.616
50	1:34.614	1:54.555
130	1:35.975	1:56.403
119	1:36.047	1:55.263
97	1:57.584	1:59.223
163	1 Lap	2:15.431

Weather / Track : Cloudy / Dry

Results can be found at www.tsl-timing.com

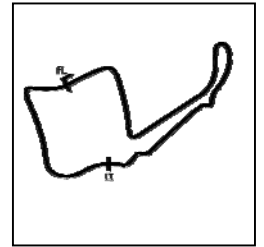
Oulton Park International
Circuit Length = 2.6920 miles
Start: 10:31 Flag 10:45 End: 10:47

Printed - 10:49 Saturday, 05 August 2017

BMCRC - MRO Championships 2017 - Rnd 7 @ Oulton Park International

Team Respro MRO 600

RACE 4 - SECTOR ANALYSIS



SECTOR 1 = FL to I1, SECTOR 2 = I1 to FL, DIFF = Difference To Personal Best Lap, P = Crossed Finish Line in Pit Lane, D = Time Disallowed

P1 13		Mathew WALDRON		Triumph - Smallboy trackbikes		
IDEAL LAP TIME : 1:43.632		BEST LAP TIME : 1:43.634		DIFFERENCE : 0.002		
LAP	SECTOR 1	SECTOR 2	LAP TIME	MPH	DIFF	TIME OF DAY
1 -		28.672	1:51.980	86.54	8.346	10:33:27.669
2 -	1:16.544	28.545	1:45.089	92.21	1.455	10:35:12.758
3 -	1:15.733	28.742	1:44.475	92.76	0.841	10:36:57.233
4 -	1:16.444	28.496	1:44.940	92.35	1.306	10:38:42.173
5 -	1:16.115	28.477	1:44.592	92.65	0.958	10:40:26.765
6 -	1:15.257	28.377	1:43.634 (1)	93.51		10:42:10.399
7 -	1:15.255	28.815	1:44.070 (3)	93.12	0.436	10:43:54.469
8 -	1:15.351	28.570	1:43.921 (2)	93.25	0.287	10:45:38.390

P2 34		Arnie SHELTON		Kawasaki - Shelton Racing		
IDEAL LAP TIME : 1:43.981		BEST LAP TIME : 1:44.454		DIFFERENCE : 0.473		
LAP	SECTOR 1	SECTOR 2	LAP TIME	MPH	DIFF	TIME OF DAY
1 -		28.823	1:50.866	87.41	6.412	10:33:26.555
2 -	1:16.320	28.582	1:44.902	92.38	0.448	10:35:11.457
3 -	1:16.710	28.974	1:45.684	91.70	1.230	10:36:57.141
4 -	1:16.603	28.520	1:45.123	92.19	0.669	10:38:42.264
5 -	1:16.428	28.395	1:44.823 (3)	92.45	0.369	10:40:27.087
6 -	1:16.460	28.103	1:44.563 (2)	92.68	0.109	10:42:11.650
7 -	1:16.560	28.506	1:45.066	92.24	0.612	10:43:56.716
8 -	1:15.878	28.576	1:44.454 (1)	92.78		10:45:41.170

P3 241		Thomas OGRADY		Kawasaki - Round tower plant hire		
IDEAL LAP TIME : 1:43.947		BEST LAP TIME : 1:44.114		DIFFERENCE : 0.167		
LAP	SECTOR 1	SECTOR 2	LAP TIME	MPH	DIFF	TIME OF DAY
1 -		28.897	1:51.695	86.76	7.581	10:33:27.384
2 -	1:17.445	28.955	1:46.400	91.08	2.286	10:35:13.784
3 -	1:16.445	28.473	1:44.918	92.37	0.804	10:36:58.702
4 -	1:15.683	28.569	1:44.252 (2)	92.96	0.138	10:38:42.954
5 -	1:16.033	28.460	1:44.493 (3)	92.74	0.379	10:40:27.447
6 -	1:16.047	28.517	1:44.564	92.68	0.450	10:42:12.011
7 -	1:16.949	28.382	1:45.331	92.00	1.217	10:43:57.342
8 -	1:15.565	28.549	1:44.114 (1)	93.08		10:45:41.456

P4 127		David TINKLER		Yamaha - alltrades/Tinklers M/cycles		
IDEAL LAP TIME : 1:44.541		BEST LAP TIME : 1:44.644		DIFFERENCE : 0.103		
LAP	SECTOR 1	SECTOR 2	LAP TIME	MPH	DIFF	TIME OF DAY
1 -		28.807	1:50.011	88.09	5.367	10:33:25.700
2 -	1:16.778	28.667	1:45.445	91.90	0.801	10:35:11.145
3 -	1:16.780	28.851	1:45.631	91.74	0.987	10:36:56.776
4 -	1:16.345	28.766	1:45.111	92.20	0.467	10:38:41.887
5 -	1:16.503	28.493	1:44.996 (3)	92.30	0.352	10:40:26.883
6 -	1:16.173	28.471	1:44.644 (1)	92.61		10:42:11.527
7 -	1:17.024	28.368	1:45.392	91.95	0.748	10:43:56.919
8 -	1:16.469	28.397	1:44.866 (2)	92.41	0.222	10:45:41.785

P5 6 C		Conor WHEELER		Kawasaki - www.fitakitchen.co.uk		
IDEAL LAP TIME : 1:45.082		BEST LAP TIME : 1:45.112		DIFFERENCE : 0.030		
LAP	SECTOR 1	SECTOR 2	LAP TIME	MPH	DIFF	TIME OF DAY
1 -		28.981	1:51.350	87.03	6.238	10:33:27.039
2 -	1:16.736	28.823	1:45.559 (2)	91.80	0.447	10:35:12.598
3 -	1:16.259	28.853	1:45.112 (1)	92.19		10:36:57.710
4 -	1:16.428	29.295	1:45.723	91.66	0.611	10:38:43.433
5 -	1:18.588	29.084	1:47.672	90.00	2.560	10:40:31.105
6 -	1:17.001	29.314	1:46.315	91.15	1.203	10:42:17.420
7 -	1:17.356	29.140	1:46.496	91.00	1.384	10:44:03.916
8 -	1:16.784	28.878	1:45.662 (3)	91.71	0.550	10:45:49.578

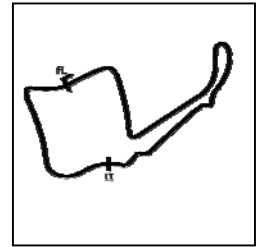
Weather / Track : Cloudy / Dry

Oulton Park International
 Circuit Length = 2.6920 miles
 Start: 10:31 Flag 10:45 End: 10:47

BMCRC - MRO Championships 2017 - Rnd 7 @ Oulton Park International

Team Respro MRO 600

RACE 4 - SECTOR ANALYSIS



SECTOR 1 = FL to I1, SECTOR 2 = I1 to FL, DIFF = Difference To Personal Best Lap, P = Crossed Finish Line in Pit Lane, D = Time Disallowed

P6 124		Kurtis BUTLER		Kawasaki - PGVM / 3vk		
IDEAL LAP TIME : 1:45.614		BEST LAP TIME : 1:45.839		DIFFERENCE : 0.225		
LAP	SECTOR 1	SECTOR 2	LAP TIME	MPH	DIFF	TIME OF DAY
1 -		28.631	1:53.380	85.47	7.541	10:33:29.069
2 -	1:17.266	28.573	1:45.839 (1)	91.56		10:35:14.908
3 -	1:17.212	28.792	1:46.004 (3)	91.42	0.165	10:37:00.912
4 -	1:17.145	29.093	1:46.238	91.22	0.399	10:38:47.150
5 -	1:17.041	28.931	1:45.972 (2)	91.45	0.133	10:40:33.122
6 -	1:17.279	29.003	1:46.282	91.18	0.443	10:42:19.404
7 -	1:17.837	29.009	1:46.846	90.70	1.007	10:44:06.250
8 -	1:17.136	28.876	1:46.012	91.41	0.173	10:45:52.262

P7 777 C		Mason WILLIAMS		Yamaha - MoreMoto		
IDEAL LAP TIME : 1:45.897		BEST LAP TIME : 1:46.013		DIFFERENCE : 0.116		
LAP	SECTOR 1	SECTOR 2	LAP TIME	MPH	DIFF	TIME OF DAY
1 -		28.880	1:51.816	86.67	5.803	10:33:27.505
2 -	1:17.541	29.059	1:46.600	90.91	0.587	10:35:14.105
3 -	1:17.017	28.996	1:46.013 (1)	91.41		10:37:00.118
4 -	1:17.320	29.264	1:46.584	90.92	0.571	10:38:46.702
5 -	1:17.238	29.301	1:46.539	90.96	0.526	10:40:33.241
6 -	1:17.306	29.142	1:46.448 (3)	91.04	0.435	10:42:19.689
7 -	1:17.154	29.057	1:46.211 (2)	91.24	0.198	10:44:05.900
8 -	1:17.181	29.272	1:46.453	91.03	0.440	10:45:52.353

P8 49		Ross MCLURG		Kawasaki - E.D.I Building / Steve Jordan Motorcycles		
IDEAL LAP TIME : 1:45.877		BEST LAP TIME : 1:46.133		DIFFERENCE : 0.256		
LAP	SECTOR 1	SECTOR 2	LAP TIME	MPH	DIFF	TIME OF DAY
1 -		28.601	1:52.372	86.24	6.239	10:33:28.061
2 -	1:17.572	28.561	1:46.133 (1)	91.31		10:35:14.194
3 -	1:17.425	28.745	1:46.170 (3)	91.28	0.037	10:37:00.364
4 -	1:17.485	28.937	1:46.422	91.06	0.289	10:38:46.786
5 -	1:17.608	29.042	1:46.650	90.87	0.517	10:40:33.436
6 -	1:17.761	28.648	1:46.409	91.07	0.276	10:42:19.845
7 -	1:17.719	28.768	1:46.487	91.00	0.354	10:44:06.332
8 -	1:17.316	28.832	1:46.148 (2)	91.29	0.015	10:45:52.480

P9 10 C		Paul WILBY		Kawasaki - MOREMOTO		
IDEAL LAP TIME : 1:45.384		BEST LAP TIME : 1:45.394		DIFFERENCE : 0.010		
LAP	SECTOR 1	SECTOR 2	LAP TIME	MPH	DIFF	TIME OF DAY
1 -		28.949	1:52.899	85.84	7.505	10:33:28.588
2 -	1:17.171	28.856	1:46.027 (2)	91.40	0.633	10:35:14.615
3 -	1:17.194	29.193	1:46.387	91.09	0.993	10:37:01.002
4 -	1:17.391	29.031	1:46.422	91.06	1.028	10:38:47.424
5 -	1:18.462	28.974	1:47.436	90.20	2.042	10:40:34.860
6 -	1:17.503	28.919	1:46.422	91.06	1.028	10:42:21.282
7 -	1:16.528	28.866	1:45.394 (1)	91.95		10:44:06.676
8 -	1:17.270	28.856	1:46.126 (3)	91.31	0.732	10:45:52.802

P10 44		Hayden PLATTON		Kawasaki - NR Racing		
IDEAL LAP TIME : 1:45.755		BEST LAP TIME : 1:45.939		DIFFERENCE : 0.184		
LAP	SECTOR 1	SECTOR 2	LAP TIME	MPH	DIFF	TIME OF DAY
1 -		30.799	1:55.870	83.63	9.931	10:33:31.559
2 -	1:21.574	29.277	1:50.851	87.42	4.912	10:35:22.410
3 -	1:19.192	30.012	1:49.204	88.74	3.265	10:37:11.614
4 -	1:20.031	29.350	1:49.381	88.60	3.442	10:39:00.995
5 -	1:17.687	28.570	1:46.257 (3)	91.20	0.318	10:40:47.252
6 -	1:17.185	28.754	1:45.939 (1)	91.48		10:42:33.191
7 -	1:17.259	28.859	1:46.118 (2)	91.32	0.179	10:44:19.309

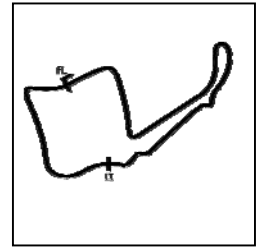
Weather / Track : Cloudy / Dry

Oulton Park International
Circuit Length = 2.6920 miles
Start: 10:31 Flag 10:45 End: 10:47

BMCRC - MRO Championships 2017 - Rnd 7 @ Oulton Park International

Team Respro MRO 600

RACE 4 - SECTOR ANALYSIS



SECTOR 1 = FL to I1, SECTOR 2 = I1 to FL, DIFF = Difference To Personal Best Lap, P = Crossed Finish Line in Pit Lane, D = Time Disallowed

8 - 1:17.453 28.938 1:46.391 91.09 0.452 10:46:05.700

P11	17 C	Philip BAKER	Triumph - Ashford accident repair center			
IDEAL LAP TIME : 1:46.778		BEST LAP TIME : 1:46.918		DIFFERENCE : 0.140		

LAP	SECTOR 1	SECTOR 2	LAP TIME	MPH	DIFF	TIME OF DAY
1 -		30.655	1:57.407	82.54	10.489	10:33:33.096
2 -	1:19.305	30.029	1:49.334	88.63	2.416	10:35:22.430
3 -	1:19.387	29.739	1:49.126	88.80	2.208	10:37:11.556
4 -	1:18.157	29.356	1:47.513	90.14	0.595	10:38:59.069
5 -	1:18.381	29.437	1:47.818	89.88	0.900	10:40:46.887
6 -	1:17.847	29.071	1:46.918 (1)	90.64		10:42:33.805
7 -	1:18.044	29.278	1:47.322 (3)	90.30	0.404	10:44:21.127
8 -	1:17.707	29.286	1:46.993 (2)	90.57	0.075	10:46:08.120

P12	46	Harry ROWLINGS	Triumph - Bernard Elliott racing / Steve Jordan motorcycles			
IDEAL LAP TIME : 1:47.481		BEST LAP TIME : 1:47.809		DIFFERENCE : 0.328		

LAP	SECTOR 1	SECTOR 2	LAP TIME	MPH	DIFF	TIME OF DAY
1 -		30.188	1:55.578	83.85	7.769	10:33:31.267
2 -	1:18.787	29.675	1:48.462 (3)	89.35	0.653	10:35:19.729
3 -	1:18.096	29.713	1:47.809 (1)	89.89		10:37:07.538
4 -	1:18.609	29.385	1:47.994 (2)	89.73	0.185	10:38:55.532
5 -	1:18.899	29.900	1:48.799	89.07	0.990	10:40:44.331
6 -	1:19.002	29.808	1:48.810	89.06	1.001	10:42:33.141
7 -	1:18.421	30.697	1:49.118	88.81	1.309	10:44:22.259
8 -	1:19.019	30.094	1:49.113	88.81	1.304	10:46:11.372

P13	82 C	Andrew SMITH	Suzuki - 5 Club Racing / Challenger Communications			
IDEAL LAP TIME : 1:47.313		BEST LAP TIME : 1:47.514		DIFFERENCE : 0.201		

LAP	SECTOR 1	SECTOR 2	LAP TIME	MPH	DIFF	TIME OF DAY
1 -		30.457	1:57.765	82.29	10.251	10:33:33.454
2 -	1:19.505	29.921	1:49.426	88.56	1.912	10:35:22.880
3 -	1:19.881	29.881	1:49.762	88.29	2.248	10:37:12.642
4 -	1:19.264	29.557	1:48.821	89.05	1.307	10:39:01.463
5 -	1:18.101	29.413	1:47.514 (1)	90.13		10:40:48.977
6 -	1:18.836	29.237	1:48.073 (3)	89.67	0.559	10:42:37.050
7 -	1:19.011	29.630	1:48.641	89.20	1.127	10:44:25.691
8 -	1:18.076	29.566	1:47.642 (2)	90.03	0.128	10:46:13.333

P14	81 C	Liam DUFFETT	Kawasaki - MFM Track Bikes			
IDEAL LAP TIME : 1:48.376		BEST LAP TIME : 1:48.562		DIFFERENCE : 0.186		

LAP	SECTOR 1	SECTOR 2	LAP TIME	MPH	DIFF	TIME OF DAY
1 -		30.465	1:58.061	82.08	9.499	10:33:33.750
2 -	1:19.897	29.516	1:49.413	88.57	0.851	10:35:23.163
3 -	1:19.856	29.497	1:49.353	88.62	0.791	10:37:12.516
4 -	1:18.969	29.593	1:48.562 (1)	89.26		10:39:01.078
5 -	1:19.829	29.407	1:49.236	88.71	0.674	10:40:50.314
6 -	1:20.451	29.703	1:50.154	87.97	1.592	10:42:40.468
7 -	1:19.478	29.744	1:49.222 (3)	88.73	0.660	10:44:29.690
8 -	1:19.397	29.431	1:48.828 (2)	89.05	0.266	10:46:18.518

P15	56 C	Michael MILLS	Yamaha - A51 Racing			
IDEAL LAP TIME : 1:48.016		BEST LAP TIME : 1:48.016		DIFFERENCE : 0.000		

LAP	SECTOR 1	SECTOR 2	LAP TIME	MPH	DIFF	TIME OF DAY
1 -		30.145	1:58.254	81.95	10.238	10:33:33.943
2 -	1:21.057	30.011	1:51.068	87.25	3.052	10:35:25.011
3 -	1:20.354	29.465	1:49.819	88.24	1.803	10:37:14.830
4 -	1:19.992	29.693	1:49.685	88.35	1.669	10:39:04.515
5 -	1:19.724	29.568	1:49.292 (3)	88.67	1.276	10:40:53.807
6 -	1:22.386	29.551	1:51.937	86.57	3.921	10:42:45.744

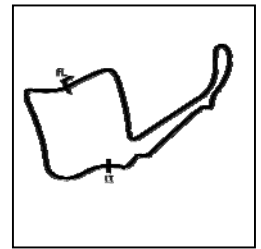
Weather / Track : Cloudy / Dry

Oulton Park International
Circuit Length = 2.6920 miles
Start: 10:31 Flag 10:45 End: 10:47

BMCRC - MRO Championships 2017 - Rnd 7 @ Oulton Park International

Team Respro MRO 600

RACE 4 - SECTOR ANALYSIS



SECTOR 1 = FL to I1, SECTOR 2 = I1 to FL, DIFF = Difference To Personal Best Lap, P = Crossed Finish Line in Pit Lane, D = Time Disallowed

7 - 1:19.395 29.223 1:48.618 (2) 89.22 0.602 10:44:34.362
 8 - **1:18.801** **29.215** **1:48.016 (1)** **89.72** **10:46:22.378**

P16 93 C		Kevin CLIVE		Yamaha - kc-racing			
IDEAL LAP TIME : 1:50.010		BEST LAP TIME : 1:50.242		DIFFERENCE : 0.232			
LAP	SECTOR 1	SECTOR 2	LAP TIME	MPH	DIFF	TIME OF DAY	
1 -		30.562	1:58.951	81.47	8.709	10:33:34.640	
2 -	1:20.073	30.169	1:50.242 (1)	87.90		10:35:24.882	
3 -	1:22.084	30.327	1:52.411	86.21	2.169	10:37:17.293	
4 -	1:21.029	30.334	1:51.363	87.02	1.121	10:39:08.656	
5 -	1:21.438	30.396	1:51.834	86.65	1.592	10:41:00.490	
6 -	1:21.761	29.937	1:51.698	86.76	1.456	10:42:52.188	
7 -	1:20.499	30.106	1:50.605 (3)	87.62	0.363	10:44:42.793	
8 -	1:20.521	29.988	1:50.509 (2)	87.69	0.267	10:46:33.302	

P17 16 C		Ollie SHOTTON		Kawasaki -			
IDEAL LAP TIME : 1:53.515		BEST LAP TIME : 1:53.616		DIFFERENCE : 0.101			
LAP	SECTOR 1	SECTOR 2	LAP TIME	MPH	DIFF	TIME OF DAY	
1 -		31.537	2:01.061	80.05	7.445	10:33:36.750	
2 -	1:22.593	32.209	1:54.802	84.41	1.186	10:35:31.552	
3 -	1:23.018	31.591	1:54.609 (3)	84.55	0.993	10:37:26.161	
4 -	1:22.824	31.915	1:54.739	84.46	1.123	10:39:20.900	
5 -	1:23.138	32.037	1:55.175	84.14	1.559	10:41:16.075	
6 -	1:22.905	31.541	1:54.446 (2)	84.68	0.830	10:43:10.521	
7 -	1:23.879	32.001	1:55.880	83.63	2.264	10:45:06.401	
8 -	1:21.978	31.638	1:53.616 (1)	85.29		10:47:00.017	

P18 50		Kristian MURPHY		Yamaha -			
IDEAL LAP TIME : 1:54.555		BEST LAP TIME : 1:54.555		DIFFERENCE : 0.000			
LAP	SECTOR 1	SECTOR 2	LAP TIME	MPH	DIFF	TIME OF DAY	
1 -		32.279	2:07.035	76.28	12.480	10:33:42.724	
2 -	1:24.253	31.656	1:55.909	83.61	1.354	10:35:38.633	
3 -	1:23.973	31.441	1:55.414 (3)	83.96	0.859	10:37:34.047	
4 -	1:24.996	31.751	1:56.747	83.01	2.192	10:39:30.794	
5 -	1:25.481	31.229	1:56.710	83.03	2.155	10:41:27.504	
6 -	1:23.829	31.412	1:55.241 (2)	84.09	0.686	10:43:22.745	
7 -	1:24.009	31.695	1:55.704	83.75	1.149	10:45:18.449	
8 -	1:23.425	31.130	1:54.555 (1)	84.59		10:47:13.004	

P19 130 C		Lee BUTTON		Yamaha - Elite Spas/Goodwins/Sparkle Spas			
IDEAL LAP TIME : 1:54.260		BEST LAP TIME : 1:55.074		DIFFERENCE : 0.814			
LAP	SECTOR 1	SECTOR 2	LAP TIME	MPH	DIFF	TIME OF DAY	
1 -		32.299	2:03.448	78.50	8.374	10:33:39.137	
2 -	1:26.300	31.576	1:57.876	82.21	2.802	10:35:37.013	
3 -	1:24.555	32.383	1:56.938	82.87	1.864	10:37:33.951	
4 -	1:24.574	31.927	1:56.501	83.18	1.427	10:39:30.452	
5 -	1:24.060	31.014	1:55.074 (1)	84.21		10:41:25.526	
6 -	1:23.246	31.906	1:55.152 (2)	84.16	0.078	10:43:20.678	
7 -	1:25.047	32.237	1:57.284	82.63	2.210	10:45:17.962	
8 -	1:24.402	32.001	1:56.403 (3)	83.25	1.329	10:47:14.365	

P20 119 C		Simon HEALEY		Yamaha - Popular Tyres / Steam Packet			
IDEAL LAP TIME : 1:54.320		BEST LAP TIME : 1:54.785		DIFFERENCE : 0.465			
LAP	SECTOR 1	SECTOR 2	LAP TIME	MPH	DIFF	TIME OF DAY	
1 -		31.403	2:04.114	78.08	9.329	10:33:39.803	
2 -	1:24.985	31.823	1:56.808	82.96	2.023	10:35:36.611	
3 -	1:24.650	32.158	1:56.808	82.96	2.023	10:37:33.419	
4 -	1:24.917	32.774	1:57.691	82.34	2.906	10:39:31.110	
5 -	1:25.791	31.786	1:57.577	82.42	2.792	10:41:28.687	

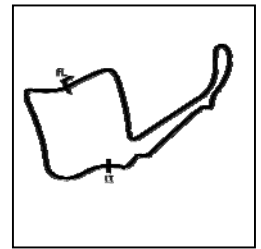
Weather / Track : Cloudy / Dry

Oulton Park International
 Circuit Length = 2.6920 miles
 Start: 10:31 Flag 10:45 End: 10:47

BMCRC - MRO Championships 2017 - Rnd 7 @ Oulton Park International

Team Respro MRO 600

RACE 4 - SECTOR ANALYSIS



SECTOR 1 = FL to I1, SECTOR 2 = I1 to FL, DIFF = Difference To Personal Best Lap, P = Crossed Finish Line in Pit Lane, D = Time Disallowed

6 -	1:24.317	31.385	1:55.702 (3)	83.76	0.917	10:43:24.389
7 -	1:22.935	31.850	1:54.785 (1)	84.43		10:45:19.174
8 -	1:23.596	31.667	1:55.263 (2)	84.07	0.478	10:47:14.437

P21	97 C	Sam GRAHAM	Honda -			
IDEAL LAP TIME : 1:57.418		BEST LAP TIME : 1:57.994	DIFFERENCE : 0.576			
LAP	SECTOR 1	SECTOR 2	LAP TIME	MPH	DIFF	TIME OF DAY
1 -		33.357	2:07.260	76.15	9.266	10:33:42.949
2 -	1:26.080	32.580	1:58.660 (3)	81.67	0.666	10:35:41.609
3 -	1:26.551	33.000	1:59.551	81.06	1.557	10:37:41.160
4 -	1:27.098	33.060	2:00.158	80.65	2.164	10:39:41.318
5 -	1:26.775	32.630	1:59.405	81.16	1.411	10:41:40.723
6 -	1:25.747	32.247	1:57.994 (1)	82.13		10:43:38.717
7 -	1:26.054	31.980	1:58.034 (2)	82.10	0.040	10:45:36.751
8 -	1:25.438	33.785	1:59.223	81.28	1.229	10:47:35.974

P22	9 C	Duncan GROVE	Yamaha -			
IDEAL LAP TIME : 1:58.623		BEST LAP TIME : 1:58.776	DIFFERENCE : 0.153			
LAP	SECTOR 1	SECTOR 2	LAP TIME	MPH	DIFF	TIME OF DAY
1 -		33.188	2:08.525	75.40	9.749	10:33:44.214
2 -	1:26.502	32.721	1:59.223 (3)	81.28	0.447	10:35:43.437
3 -	1:26.162	32.765	1:58.927 (2)	81.48	0.151	10:37:42.364
4 -	1:26.137	33.313	1:59.450	81.13	0.674	10:39:41.814
5 -	1:27.973	32.615	2:00.588	80.36	1.812	10:41:42.402
6 -	1:26.008	32.768	1:58.776 (1)	81.59		10:43:41.178
7 -	1:28.771	34.392	2:03.163	78.68	4.387	10:45:44.341

P23	163	Simon BLACKWELL	Kawasaki - SFC Racing			
IDEAL LAP TIME : 2:14.124		BEST LAP TIME : 2:15.164	DIFFERENCE : 1.040			
LAP	SECTOR 1	SECTOR 2	LAP TIME	MPH	DIFF	TIME OF DAY
1 -		38.135	2:23.721	67.43	8.557	10:33:59.410
2 -	1:38.933	37.146	2:16.079	71.21	0.915	10:36:15.489
3 -	1:38.872	36.771	2:15.643	71.44	0.479	10:38:31.132
4 -	1:37.636	37.528	2:15.164 (1)	71.70		10:40:46.296
5 -	1:43.407	37.495	2:20.902	68.78	5.738	10:43:07.198
6 -	1:37.353	38.256	2:15.609 (3)	71.46	0.445	10:45:22.807
7 -	1:37.803	37.628	2:15.431 (2)	71.55	0.267	10:47:38.238

P24	62 C	Charlie PATERSON	Yamaha - Black Widow Exhausts			
IDEAL LAP TIME : 1:50.188		BEST LAP TIME : 1:50.188	DIFFERENCE : 0.000			
LAP	SECTOR 1	SECTOR 2	LAP TIME	MPH	DIFF	TIME OF DAY
1 -		30.428	1:59.193	81.30	9.005	10:33:34.882
2 -	1:20.800	29.865	1:50.665 (2)	87.57	0.477	10:35:25.547
3 -	1:20.457	29.731	1:50.188 (1)	87.95		10:37:15.735
4 -	1:21.676	30.624	1:52.300	86.29	2.112	10:39:08.035
5 -	1:21.755	30.359	1:52.114 (3)	86.44	1.926	10:41:00.149
6 -	1:23.925	30.422	1:54.347	84.75	4.159	10:42:54.496
7 -	1:23.258	IN PIT	1:59.688 P	80.97	9.500	10:44:54.184

P25	543 C	Stefan ELLIS	Yamaha - Bespoke Bathing Company			
IDEAL LAP TIME : 1:48.391		BEST LAP TIME : 1:48.584	DIFFERENCE : 0.193			
LAP	SECTOR 1	SECTOR 2	LAP TIME	MPH	DIFF	TIME OF DAY
1 -		30.506	1:56.976	82.84	8.392	10:33:32.665
2 -	1:19.399	30.077	1:49.476 (2)	88.52	0.892	10:35:22.141
3 -	1:20.361	29.310	1:49.671 (3)	88.36	1.087	10:37:11.812
4 -	1:19.081	29.503	1:48.584 (1)	89.25		10:39:00.396

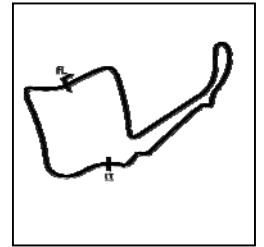
Weather / Track : Cloudy / Dry

Oulton Park International
Circuit Length = 2.6920 miles
Start: 10:31 Flag 10:45 End: 10:47

BMCRC - MRO Championships 2017 - Rnd 7 @ Oulton Park International

Team Respro MRO 600

RACE 4 - SECTOR ANALYSIS



SECTOR 1 = FL to I1, SECTOR 2 = I1 to FL, DIFF = Difference To Personal Best Lap, P = Crossed Finish Line in Pit Lane, D = Time Disallowed

P26 226		Adam HARTGROVE		Yamaha - Technical lifting services limited		
IDEAL LAP TIME :		BEST LAP TIME :		DIFFERENCE :		
LAP	SECTOR 1	SECTOR 2	LAP TIME	MPH	DIFF	TIME OF DAY
1 -		28.922	1:53.019	85.74		10:33:28.708

P27 144 C		Tom NEWMAN		Triumph - Leeway Building Services & David Bedwell and Partne		
IDEAL LAP TIME :		BEST LAP TIME :		DIFFERENCE :		
LAP	SECTOR 1	SECTOR 2	LAP TIME	MPH	DIFF	TIME OF DAY
1 -		IN PIT	2:07.114 P	76.24		10:33:42.803

Weather / Track : Cloudy / Dry

Results can be found at www.tsl-timing.com

Page 6 of 6

Oulton Park International
Circuit Length = 2.6920 miles
Start: 10:31 Flag 10:45 End: 10:47
Printed - 10:49 Saturday, 05 August 2017

BMCRC - MRO Championships 2017 - Rnd 7 @ Oulton Park International

Team Respro MRO 600

RACE 4 - BEST SECTORS

SECTOR 1			SECTOR 2			IDEAL / BEST COMPARISON						
POS	NO	NAME	TIME	NO	NAME	TIME	POS	NO	NAME	IDEAL	BEST	DIFF
									PERFECT LAP	1:43.358		
1	13	WALDRON	1:15.255	34	SHELTON	28.103	1	13	WALDRON	1:43.632	1:43.634	0.002
2	241	OGRADY	1:15.565	127	TINKLER	28.368	2	241	OGRADY	1:43.947	1:44.114	0.167
3	34	SHELTON	1:15.878	13	WALDRON	28.377	3	34	SHELTON	1:43.981	1:44.454	0.473
4	127	TINKLER	1:16.173	241	OGRADY	28.382	4	127	TINKLER	1:44.541	1:44.644	0.103
5	6	WHEELER	1:16.259	49	MCLURG	28.561	5	6	WHEELER	1:45.082	1:45.112	0.030
6	10	WILBY	1:16.528	44	PLATTON	28.570	6	10	WILBY	1:45.384	1:45.394	0.010
7	777	WILLIAMS	1:17.017	124	BUTLER	28.573	7	124	BUTLER	1:45.614	1:45.839	0.225
8	124	BUTLER	1:17.041	6	WHEELER	28.823	8	44	PLATTON	1:45.755	1:45.939	0.184
9	44	PLATTON	1:17.185	10	WILBY	28.856	9	49	MCLURG	1:45.877	1:46.133	0.256
10	49	MCLURG	1:17.316	777	WILLIAMS	28.880	10	777	WILLIAMS	1:45.897	1:46.013	0.116
11	17	BAKER	1:17.707	226	HARTGROVE	28.922	11	17	BAKER	1:46.778	1:46.918	0.140
12	82	SMITH	1:18.076	17	BAKER	29.071	12	82	SMITH	1:47.313	1:47.514	0.201
13	46	ROWLINGS	1:18.096	56	MILLS	29.215	13	46	ROWLINGS	1:47.481	1:47.809	0.328
14	56	MILLS	1:18.801	82	SMITH	29.237	14	56	MILLS	1:48.016	1:48.016	0.000
15	81	DUFFETT	1:18.969	543	ELLIS	29.310	15	81	DUFFETT	1:48.376	1:48.562	0.186
16	543	ELLIS	1:19.081	46	ROWLINGS	29.385	16	543	ELLIS	1:48.391	1:48.584	0.193
17	93	CLIVE	1:20.073	81	DUFFETT	29.407	17	93	CLIVE	1:50.010	1:50.242	0.232
18	62	PATERSON	1:20.457	62	PATERSON	29.731	18	62	PATERSON	1:50.188	1:50.188	0.000
19	16	SHOTTON	1:21.978	93	CLIVE	29.937	19	16	SHOTTON	1:53.515	1:53.616	0.101
20	119	HEALEY	1:22.935	130	BUTTON	31.014	20	130	BUTTON	1:54.260	1:55.074	0.814
21	130	BUTTON	1:23.246	50	MURPHY	31.130	21	119	HEALEY	1:54.320	1:54.785	0.465
22	50	MURPHY	1:23.425	119	HEALEY	31.385	22	50	MURPHY	1:54.555	1:54.555	0.000
23	97	GRAHAM	1:25.438	16	SHOTTON	31.537	23	97	GRAHAM	1:57.418	1:57.994	0.576
24	9	GROVE	1:26.008	97	GRAHAM	31.980	24	9	GROVE	1:58.623	1:58.776	0.153
25	163	BLACKWELL	1:37.353	9	GROVE	32.615	25	163	BLACKWELL	2:14.124	2:15.164	1.040
26				163	BLACKWELL	36.771	26	226	HARTGROVE			
27							27	144	NEWMAN			

Weather / Track : Cloudy / Dry

Results can be found at www.tsl-timing.com

Oulton Park International
 Circuit Length = 2.6920 miles
 Start: 10:31 Flag 10:45 End: 10:47

Printed - 10:48 Saturday, 05 August 2017

BMCRC - MRO Championships 2017 - Rnd 7 @ Oulton Park International

Team Respro MRO 600

RACE 14 - GRID (8 Laps)

ROW 11	33		32		31	83 Talan SKEELS-PIGGINS
ROW 10	30	192 Daniel MOFFA	29	111 Sam SMITH	28	22 Darren DOWDS
ROW 9	27	144 Tom NEWMAN	26	226 Adam HARTGROVE	25	163 Simon BLACKWELL 2:15.164
ROW 8	24	9 Duncan GROVE 1:58.776	23	97 Sam GRAHAM 1:57.994	22	130 Lee BUTTON 1:55.074
ROW 7	21	119 Simon HEALEY 1:54.785	20	50 Kristian MURPHY 1:54.555	19	16 Ollie SHOTTON 1:53.616
ROW 6	18	93 Kevin CLIVE 1:50.242	17	62 Charlie PATERSON 1:50.188	16	543 Stefan ELLIS 1:48.584
ROW 5	15	81 Liam DUFFETT 1:48.562	14	56 Michael MILLS 1:48.016	13	46 Harry ROWLINGS 1:47.809
ROW 4	12	82 Andrew SMITH 1:47.514	11	17 Philip BAKER 1:46.918	10	49 Ross MCLURG 1:46.133
ROW 3	9	777 Mason WILLIAMS 1:46.013	8	44 Hayden PLATTON 1:45.939	7	124 Kurtis BUTLER 1:45.839
ROW 2	6	10 Paul WILBY 1:45.394	5	6 Conor WHEELER 1:45.112	4	127 David TINKLER 1:44.644
ROW 1	3	34 Arnie SHELTON 1:44.454	2	241 Thomas OGRADY 1:44.114	1	13 Mathew WALDRON 1:43.634 Pole

Oulton Park International
Circuit Length = 2.6920 miles

These results are provisional until the conclusion of any judicial and technical matters.

Clerk Of Course :	Timekeeper :
-------------------	--------------

Results can be found at www.tsl-timing.com

Printed - 10:52 Saturday, 05 August 2017



BMCRC - MRO Championships 2017 - Rnd 7 @ Oulton Park International

Team Respro MRO 600

RACE 14 - CLASSIFICATION

POS	NO	CL	PIC NAME	ENTRY	LAPS	TIME	GAP	DIFF	MPH	BEST	ON
1	13		1 Mathew WALDRON	Triumph - Smallboy trackbikes	8	13:56.684			92.66	1:43.203	7
2	34		2 Arnie SHELTON	Kawasaki - Shelton Racing	8	13:58.517	1.833	1.833	92.46	1:43.517	7
3	241		3 Thomas OGRADY	Kawasaki - Round tower plant hire	8	13:58.944	2.260	0.427	92.41	1:43.714	7
4	127		4 David TINKLER	Yamaha - alltrades/Tinklers M'cycles	8	13:58.982	2.298	0.038	92.41	1:43.618	5
5	6	C	1 Conor WHEELER	Kawasaki - www.fitakitchen.co.uk	8	14:06.175	9.491	7.193	91.62	1:44.085	4
6	44		5 Hayden PLATTON	Kawasaki - NR Racing	8	14:09.958	13.274	3.783	91.21	1:44.983	4
7	10	C	2 Paul WILBY	Kawasaki - MOREMOTO	8	14:17.694	21.010	7.736	90.39	1:46.090	6
8	49		6 Ross MCLURG	Kawasaki - E.D.I Building / Steve Jordan Motorcycle	8	14:20.244	23.560	2.550	90.12	1:46.372	2
9	17	C	3 Philip BAKER	Triumph - Ashford accident repair center	8	14:23.614	26.930	3.370	89.77	1:46.389	2
10	777	C	4 Mason WILLIAMS	Yamaha - MoreMoto	8	14:23.774	27.090	0.160	89.75	1:46.502	5
11	226		7 Adam HARTGROVE	Yamaha - Technical lifting services limited	8	14:23.868	27.184	0.094	89.74	1:45.907	5
12	144	C	5 Tom NEWMAN	Triumph - Leeway Building Services & David Bedwe	8	14:37.882	41.198	14.014	88.31	1:48.073	3
13	46		8 Harry ROWLINGS	Triumph - Bernard Elliott racing / Steve Jordan moto	8	14:38.406	41.722	0.524	88.26	1:48.084	4
14	56	C	6 Michael MILLS	Yamaha - A51 Racing	8	14:39.305	42.621	0.899	88.17	1:48.079	4
15	82	C	7 Andrew SMITH	Suzuki - 5 Club Racing / Challenger Communication	8	14:45.077	48.393	5.772	87.59	1:48.141	2
16	81	C	8 Liam DUFFETT	Kawasaki - MFM Track Bikes	8	14:48.541	51.857	3.464	87.25	1:49.646	2
17	93	C	9 Kevin CLIVE	Yamaha - kc-racing	8	14:51.761	55.077	3.220	86.94	1:49.627	7
18	16	C	10 Ollie SHOTTON	Kawasaki -	8	15:17.713	1:21.029	25.952	84.48	1:53.209	6
19	50	C	11 Kristian MURPHY	Yamaha -	8	15:36.286	1:39.602	18.573	82.80	1:55.647	5
20	97	C	12 Sam GRAHAM	Honda -	8	15:48.604	1:51.920	12.318	81.73	1:55.826	7
21	9	C	13 Duncan GROVE	Yamaha -	7	14:05.371	1 Lap	1 Lap	80.24	1:57.570	5
22	163		9 Simon BLACKWELL	Kawasaki - SFC Racing	7	15:56.009	1 Lap	1:50.638	70.96	2:12.915	6

NOT CLASSIFIED

DNF	543	C	Stefan ELLIS	Yamaha - Bespoke Bathing Company	4	7:28.501	4 Laps	3 Laps	86.43	1:49.404	2
DNF	124		Kurtis BUTLER	Kawasaki - PGVM / 3vk	0						
DNF	130	C	Lee BUTTON	Yamaha - Elite Spas/Goodwins/Sparkle Spas	0						

FASTEST LAP

13			Mathew WALDRON	Triumph - Smallboy trackbikes	7	1:43.203			93.90 mph	151.12 kph	
6	C		Conor WHEELER	Kawasaki - www.fitakitchen.co.uk	4	1:44.085			93.10 mph	149.84 kph	

Class - 90% of Race Speed = 83.39 mph
 Class C - 90% of Race Speed = 82.45 mph

Oulton Park International
 Circuit Length = 2.6920 miles
 Start: 15:06 Flag 15:20 End: 15:22

Weather / Track : Cloudy / Dry

These results are provisional until the conclusion of any judicial and technical matters.

Clerk Of Course :	Timekeeper :
-------------------	--------------

Results can be found at www.tsl-timing.com

Printed - 15:26 Saturday, 05 August 2017



BMCRC - MRO Championships 2017 - Rnd 7 @ Oulton Park International

Team Respro MRO 600

RACE 14 - LAP CHART

LAP 1 @ 15:08:35.852

NO	BEHIND	LAP TIME
34		1:49.973
241	0.149	1:50.122
13	0.238	1:50.211
127	0.323	1:50.296
6	0.749	1:50.722
44	1.755	1:51.728
10	1.790	1:51.763
49	2.520	1:52.493
777	4.349	1:54.322
17	4.916	1:54.889
82	5.882	1:55.855
46	6.029	1:56.002
56	6.150	1:56.123
226	6.540	1:56.513
81	6.789	1:56.762
144	7.124	1:57.097
93	8.816	1:58.789
543	9.208	1:59.181
16	10.952	2:00.925
50	12.963	2:02.936
97	15.163	2:05.136
9	16.721	2:06.694
163	36.109	2:26.082

LAP 2 @ 15:10:19.956

NO	BEHIND	LAP TIME
34		1:44.104
241	0.678	1:44.633
13	0.788	1:44.654
127	1.098	1:44.879
6	1.829	1:45.184
44	3.150	1:45.499
10	3.889	1:46.203
49	4.788	1:46.372
777	7.029	1:46.784
17	7.201	1:46.389
82	9.919	1:48.141
226	10.194	1:47.758
46	10.343	1:48.418
56	10.842	1:48.796
144	11.575	1:48.555
81	12.331	1:49.646
543	14.508	1:49.404
93	16.026	1:51.314
16	21.122	1:54.274
50	25.163	1:56.304
97	29.920	1:58.861
9	31.471	1:58.854
163	1:09.342	2:17.337

LAP 3 @ 15:12:03.953

NO	BEHIND	LAP TIME
34		1:43.997
13	0.411	1:43.620
241	0.945	1:44.264
127	1.739	1:44.638
6	2.455	1:44.623
44	4.337	1:45.184
10	6.137	1:46.245
49	7.731	1:46.940
777	10.764	1:47.732

17	10.975	1:47.771
226	12.802	1:46.605
46	14.593	1:48.247
82	15.302	1:49.380
56	15.375	1:48.530
144	15.651	1:48.073
81	19.155	1:50.821
543	20.000	1:49.489
93	22.729	1:50.700
16	31.541	1:54.416
50	37.689	1:56.523
97	44.596	1:58.673
9	45.367	1:57.893
163	1:41.783	2:16.438

LAP 4 @ 15:13:47.578

NO	BEHIND	LAP TIME
34		1:43.625
13	0.295	1:43.509
241	1.181	1:43.861
127	1.791	1:43.677
6	2.915	1:44.085
44	5.695	1:44.983
10	9.040	1:46.528
49	11.024	1:46.918
17	13.786	1:46.436
777	14.049	1:46.910
226	15.462	1:46.285
46	19.052	1:48.084
56	19.829	1:48.079
82	20.432	1:48.755
144	20.621	1:48.595
81	25.321	1:49.791
543	26.802	1:50.427
93	29.311	1:50.207
16	41.241	1:53.325
50	50.304	1:56.240
97	1:00.383	1:59.412
9	1:03.206	2:01.464

LAP 5 @ 15:15:31.981

NO	BEHIND	LAP TIME
13		1:44.108
34	0.034	1:44.437
241	0.642	1:43.864
127	1.006	1:43.618
6	3.404	1:44.892
44	6.800	1:45.508
10	11.429	1:46.792
49	13.661	1:47.040
17	16.097	1:46.714
777	16.148	1:46.502
226	16.966	1:45.907
46	23.549	1:48.900
56	24.728	1:49.302
144	25.361	1:49.143
163	1 Lap	2:16.176
82	31.743	1:55.714
81	32.020	1:51.102
93	35.819	1:50.911
16	50.659	1:53.821
50	1:01.548	1:55.647
97	1:13.627	1:57.647
9	1:16.373	1:57.570

LAP 6 @ 15:17:15.757

NO	BEHIND	LAP TIME
13		1:43.776
34	0.195	1:43.937
241	0.970	1:44.104
127	1.125	1:43.895
6	5.234	1:45.606
44	8.835	1:45.811
10	13.743	1:46.090
49	16.758	1:46.873
777	19.901	1:47.529
17	20.099	1:47.778
226	20.321	1:47.131
46	28.595	1:48.822
56	30.087	1:49.135
144	30.767	1:49.182
82	37.405	1:49.438
81	38.212	1:49.968
93	42.414	1:50.371
163	1 Lap	2:13.867
16	1:00.092	1:53.209
50	1:14.532	1:56.760
97	1:26.221	1:56.370
9	1:32.181	1:59.584

LAP 7 @ 15:18:58.960

NO	BEHIND	LAP TIME
13		1:43.203
34	0.509	1:43.517
241	1.481	1:43.714
127	1.702	1:43.780
6	6.856	1:44.825
44	11.448	1:45.816
10	17.162	1:46.622
49	20.292	1:46.737
777	23.715	1:47.017
17	23.918	1:47.022
226	24.088	1:46.970
46	34.930	1:49.538
144	35.672	1:48.108
56	35.822	1:48.938
82	42.727	1:48.525
81	44.812	1:49.803
93	48.838	1:49.627
16	1:11.016	1:54.127
50	1:27.036	1:55.707
163	1 Lap	2:12.915
97	1:38.844	1:55.826

LAP 8 @ 15:20:42.563

NO	BEHIND	LAP TIME
13		1:43.603
34	1.833	1:44.927
241	2.260	1:44.382
127	2.298	1:44.199
9	1 Lap	2:03.312
6	9.491	1:46.238
44	13.274	1:45.429
10	21.010	1:47.451
49	23.560	1:46.871
17	26.930	1:46.615
777	27.090	1:46.978
226	27.184	1:46.699

144	41.198	1:49.129
46	41.722	1:50.395
56	42.621	1:50.402
82	48.393	1:49.269
81	51.857	1:50.648
93	55.077	1:49.842
16	1:21.029	1:53.616
50	1:39.602	1:56.169
97	1:51.920	1:56.679
163	1 Lap	2:13.194

Weather / Track : Cloudy / Dry

Results can be found at www.tsl-timing.com

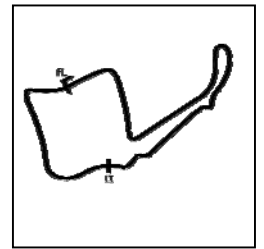
Oulton Park International
Circuit Length = 2.6920 miles
Start: 15:06 Flag 15:20 End: 15:22

Printed - 15:26 Saturday, 05 August 2017

BMCRC - MRO Championships 2017 - Rnd 7 @ Oulton Park International

Team Respro MRO 600

RACE 14 - SECTOR ANALYSIS



SECTOR 1 = FL to I1, SECTOR 2 = I1 to FL, DIFF = Difference To Personal Best Lap, P = Crossed Finish Line in Pit Lane, D = Time Disallowed

P1 13		Mathew WALDRON		Triumph - Smallboy trackbikes		
IDEAL LAP TIME : 1:43.181		BEST LAP TIME : 1:43.203		DIFFERENCE : 0.022		
LAP	SECTOR 1	SECTOR 2	LAP TIME	MPH	DIFF	TIME OF DAY
1 -		28.677	1:50.211	87.93	7.008	15:08:36.090
2 -	1:16.287	28.367	1:44.654	92.60	1.451	15:10:20.744
3 -	1:15.427	28.193	1:43.620	93.52	0.417	15:12:04.364
4 -	1:15.199	28.310	1:43.509 (2)	93.62	0.306	15:13:47.873
5 -	1:15.730	28.378	1:44.108	93.08	0.905	15:15:31.981
6 -	1:15.471	28.305	1:43.776	93.38	0.573	15:17:15.757
7 -	1:15.021	28.182	1:43.203 (1)	93.90		15:18:58.960
8 -	1:14.999	28.604	1:43.603 (3)	93.54	0.400	15:20:42.563

P2 34		Arnie SHELTON		Kawasaki - Shelton Racing		
IDEAL LAP TIME : 1:43.502		BEST LAP TIME : 1:43.517		DIFFERENCE : 0.015		
LAP	SECTOR 1	SECTOR 2	LAP TIME	MPH	DIFF	TIME OF DAY
1 -		28.780	1:49.973	88.12	6.456	15:08:35.852
2 -	1:15.695	28.409	1:44.104	93.09	0.587	15:10:19.956
3 -	1:15.755	28.242	1:43.997	93.18	0.480	15:12:03.953
4 -	1:15.260	28.365	1:43.625 (2)	93.52	0.108	15:13:47.578
5 -	1:16.132	28.305	1:44.437	92.79	0.920	15:15:32.015
6 -	1:15.487	28.450	1:43.937 (3)	93.24	0.420	15:17:15.952
7 -	1:15.270	28.247	1:43.517 (1)	93.62		15:18:59.469
8 -	1:16.377	28.550	1:44.927	92.36	1.410	15:20:44.396

P3 241		Thomas OGRADY		Kawasaki - Round tower plant hire		
IDEAL LAP TIME : 1:43.696		BEST LAP TIME : 1:43.714		DIFFERENCE : 0.018		
LAP	SECTOR 1	SECTOR 2	LAP TIME	MPH	DIFF	TIME OF DAY
1 -		29.111	1:50.122	88.00	6.408	15:08:36.001
2 -	1:15.991	28.642	1:44.633	92.62	0.919	15:10:20.634
3 -	1:15.887	28.377	1:44.264	92.94	0.550	15:12:04.898
4 -	1:15.472	28.389	1:43.861 (2)	93.31	0.147	15:13:48.759
5 -	1:15.526	28.338	1:43.864 (3)	93.30	0.150	15:15:32.623
6 -	1:15.695	28.409	1:44.104	93.09	0.390	15:17:16.727
7 -	1:15.358	28.356	1:43.714 (1)	93.44		15:19:00.441
8 -	1:15.867	28.515	1:44.382	92.84	0.668	15:20:44.823

P4 127		David TINKLER		Yamaha - alltrades/Tinklers M'cycles		
IDEAL LAP TIME : 1:43.617		BEST LAP TIME : 1:43.618		DIFFERENCE : 0.001		
LAP	SECTOR 1	SECTOR 2	LAP TIME	MPH	DIFF	TIME OF DAY
1 -		28.666	1:50.296	87.86	6.678	15:08:36.175
2 -	1:16.577	28.302	1:44.879	92.40	1.261	15:10:21.054
3 -	1:16.365	28.273	1:44.638	92.61	1.020	15:12:05.692
4 -	1:15.487	28.190	1:43.677 (2)	93.47	0.059	15:13:49.369
5 -	1:15.428	28.190	1:43.618 (1)	93.52		15:15:32.987
6 -	1:15.612	28.283	1:43.895	93.27	0.277	15:17:16.882
7 -	1:15.427	28.353	1:43.780 (3)	93.38	0.162	15:19:00.662
8 -	1:15.766	28.433	1:44.199	93.00	0.581	15:20:44.861

P5 6 C		Conor WHEELER		Kawasaki - www.fitakitchen.co.uk		
IDEAL LAP TIME : 1:44.085		BEST LAP TIME : 1:44.085		DIFFERENCE : 0.000		
LAP	SECTOR 1	SECTOR 2	LAP TIME	MPH	DIFF	TIME OF DAY
1 -		28.601	1:50.722	87.52	6.637	15:08:36.601
2 -	1:16.581	28.603	1:45.184	92.13	1.099	15:10:21.785
3 -	1:16.059	28.564	1:44.623 (2)	92.63	0.538	15:12:06.408
4 -	1:15.602	28.483	1:44.085 (1)	93.10		15:13:50.493
5 -	1:16.094	28.798	1:44.892	92.39	0.807	15:15:35.385
6 -	1:16.628	28.978	1:45.606	91.76	1.521	15:17:20.991
7 -	1:15.846	28.979	1:44.825 (3)	92.45	0.740	15:19:05.816
8 -	1:17.023	29.215	1:46.238	91.22	2.153	15:20:52.054

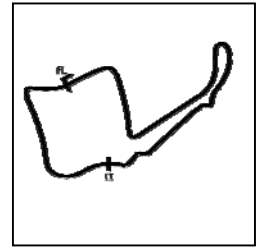
Weather / Track : Cloudy / Dry

Oulton Park International
 Circuit Length = 2.6920 miles
 Start: 15:06 Flag 15:20 End: 15:22

BMCRC - MRO Championships 2017 - Rnd 7 @ Oulton Park International

Team Respro MRO 600

RACE 14 - SECTOR ANALYSIS



SECTOR 1 = FL to I1, SECTOR 2 = I1 to FL, DIFF = Difference To Personal Best Lap, P = Crossed Finish Line in Pit Lane, D = Time Disallowed

P6 44		Hayden PLATTON		Kawasaki - NR Racing			
IDEAL LAP TIME : 1:44.842		BEST LAP TIME : 1:44.983		DIFFERENCE : 0.141			
LAP	SECTOR 1	SECTOR 2	LAP TIME	MPH	DIFF	TIME OF DAY	
1 -		29.001	1:51.728	86.73	6.745	15:08:37.607	
2 -	1:17.077	28.422	1:45.499	91.86	0.516	15:10:23.106	
3 -	1:16.562	28.622	1:45.184 (2)	92.13	0.201	15:12:08.290	
4 -	1:16.420	28.563	1:44.983 (1)	92.31		15:13:53.273	
5 -	1:16.820	28.688	1:45.508	91.85	0.525	15:15:38.781	
6 -	1:17.167	28.644	1:45.811	91.59	0.828	15:17:24.592	
7 -	1:17.129	28.687	1:45.816	91.58	0.833	15:19:10.408	
8 -	1:16.809	28.620	1:45.429 (3)	91.92	0.446	15:20:55.837	

P7 10 C		Paul WILBY		Kawasaki - MOREMOTO			
IDEAL LAP TIME : 1:45.534		BEST LAP TIME : 1:46.090		DIFFERENCE : 0.556			
LAP	SECTOR 1	SECTOR 2	LAP TIME	MPH	DIFF	TIME OF DAY	
1 -		28.739	1:51.763	86.71	5.673	15:08:37.642	
2 -	1:17.264	28.939	1:46.203 (2)	91.25	0.113	15:10:23.845	
3 -	1:17.115	29.130	1:46.245 (3)	91.21	0.155	15:12:10.090	
4 -	1:17.443	29.085	1:46.528	90.97	0.438	15:13:56.618	
5 -	1:17.613	29.179	1:46.792	90.74	0.702	15:15:43.410	
6 -	1:16.795	29.295	1:46.090 (1)	91.34		15:17:29.500	
7 -	1:17.355	29.267	1:46.622	90.89	0.532	15:19:16.122	
8 -	1:17.787	29.664	1:47.451	90.19	1.361	15:21:03.573	

P8 49		Ross MCLURG		Kawasaki - E.D.I Building / Steve Jordan Motorcycles			
IDEAL LAP TIME : 1:46.216		BEST LAP TIME : 1:46.372		DIFFERENCE : 0.156			
LAP	SECTOR 1	SECTOR 2	LAP TIME	MPH	DIFF	TIME OF DAY	
1 -		28.730	1:52.493	86.14	6.121	15:08:38.372	
2 -	1:17.733	28.639	1:46.372 (1)	91.10		15:10:24.744	
3 -	1:17.956	28.984	1:46.940	90.62	0.568	15:12:11.684	
4 -	1:18.043	28.875	1:46.918	90.64	0.546	15:13:58.602	
5 -	1:17.901	29.139	1:47.040	90.53	0.668	15:15:45.642	
6 -	1:17.944	28.929	1:46.873	90.68	0.501	15:17:32.515	
7 -	1:17.577	29.160	1:46.737 (2)	90.79	0.365	15:19:19.252	
8 -	1:17.640	29.231	1:46.871 (3)	90.68	0.499	15:21:06.123	

P9 17 C		Philip BAKER		Triumph - Ashford accident repair center			
IDEAL LAP TIME : 1:46.106		BEST LAP TIME : 1:46.389		DIFFERENCE : 0.283			
LAP	SECTOR 1	SECTOR 2	LAP TIME	MPH	DIFF	TIME OF DAY	
1 -		29.343	1:54.889	84.35	8.500	15:08:40.768	
2 -	1:16.927	29.462	1:46.389 (1)	91.09		15:10:27.157	
3 -	1:18.547	29.224	1:47.771	89.92	1.382	15:12:14.928	
4 -	1:17.257	29.179	1:46.436 (2)	91.05	0.047	15:14:01.364	
5 -	1:17.434	29.280	1:46.714	90.81	0.325	15:15:48.078	
6 -	1:18.317	29.461	1:47.778	89.91	1.389	15:17:35.856	
7 -	1:17.414	29.608	1:47.022	90.55	0.633	15:19:22.878	
8 -	1:17.366	29.249	1:46.615 (3)	90.89	0.226	15:21:09.493	

P10 777 C		Mason WILLIAMS		Yamaha - MoreMoto			
IDEAL LAP TIME : 1:46.302		BEST LAP TIME : 1:46.502		DIFFERENCE : 0.200			
LAP	SECTOR 1	SECTOR 2	LAP TIME	MPH	DIFF	TIME OF DAY	
1 -		29.332	1:54.322	84.77	7.820	15:08:40.201	
2 -	1:17.214	29.570	1:46.784 (2)	90.75	0.282	15:10:26.985	
3 -	1:18.431	29.301	1:47.732	89.95	1.230	15:12:14.717	
4 -	1:17.798	29.112	1:46.910 (3)	90.64	0.408	15:14:01.627	
5 -	1:17.414	29.088	1:46.502 (1)	90.99		15:15:48.129	
6 -	1:18.115	29.414	1:47.529	90.12	1.027	15:17:35.658	
7 -	1:17.427	29.590	1:47.017	90.55	0.515	15:19:22.675	

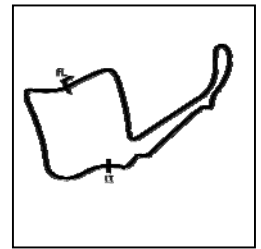
Weather / Track : Cloudy / Dry

Oulton Park International
Circuit Length = 2.6920 miles
Start: 15:06 Flag 15:20 End: 15:22

BMCRC - MRO Championships 2017 - Rnd 7 @ Oulton Park International

Team Respro MRO 600

RACE 14 - SECTOR ANALYSIS



SECTOR 1 = FL to I1, SECTOR 2 = I1 to FL, DIFF = Difference To Personal Best Lap, P = Crossed Finish Line in Pit Lane, D = Time Disallowed

8 - 1:17.451 29.527 1:46.978 90.59 0.476 15:21:09.653

P11 226	Adam HARTGROVE		Yamaha - Technical lifting services limited			
IDEAL LAP TIME : 1:45.907	BEST LAP TIME : 1:45.907	DIFFERENCE : 0.000				

LAP	SECTOR 1	SECTOR 2	LAP TIME	MPH	DIFF	TIME OF DAY
1 -		30.094	1:56.513	83.17	10.606	15:08:42.392
2 -	1:18.342	29.416	1:47.758	89.93	1.851	15:10:30.150
3 -	1:17.433	29.172	1:46.605 (3)	90.90	0.698	15:12:16.755
4 -	1:16.998	29.287	1:46.285 (2)	91.18	0.378	15:14:03.040
5 -	1:16.973	28.934	1:45.907 (1)	91.50		15:15:48.947
6 -	1:17.736	29.395	1:47.131	90.46	1.224	15:17:36.078
7 -	1:17.475	29.495	1:46.970	90.59	1.063	15:19:23.048
8 -	1:17.406	29.293	1:46.699	90.82	0.792	15:21:09.747

P12 144 C	Tom NEWMAN		Triumph - Leeway Building Services & David Bedwell and Partne			
IDEAL LAP TIME : 1:47.497	BEST LAP TIME : 1:48.073	DIFFERENCE : 0.576				

LAP	SECTOR 1	SECTOR 2	LAP TIME	MPH	DIFF	TIME OF DAY
1 -		29.717	1:57.097	82.76	9.024	15:08:42.976
2 -	1:19.040	29.515	1:48.555 (3)	89.27	0.482	15:10:31.531
3 -	1:18.680	29.393	1:48.073 (1)	89.67		15:12:19.604
4 -	1:19.081	29.514	1:48.595	89.24	0.522	15:14:08.199
5 -	1:18.966	30.177	1:49.143	88.79	1.070	15:15:57.342
6 -	1:19.749	29.433	1:49.182	88.76	1.109	15:17:46.524
7 -	1:18.104	30.004	1:48.108 (2)	89.64	0.035	15:19:34.632
8 -	1:19.170	29.959	1:49.129	88.80	1.056	15:21:23.761

P13 46	Harry ROWLINGS		Triumph - Bernard Elliott racing / Steve Jordan motorcycles			
IDEAL LAP TIME : 1:47.903	BEST LAP TIME : 1:48.084	DIFFERENCE : 0.181				

LAP	SECTOR 1	SECTOR 2	LAP TIME	MPH	DIFF	TIME OF DAY
1 -		30.251	1:56.002	83.54	7.918	15:08:41.881
2 -	1:18.516	29.902	1:48.418 (3)	89.38	0.334	15:10:30.299
3 -	1:18.399	29.848	1:48.247 (2)	89.52	0.163	15:12:18.546
4 -	1:18.580	29.504	1:48.084 (1)	89.66		15:14:06.630
5 -	1:18.520	30.380	1:48.900	88.99	0.816	15:15:55.530
6 -	1:18.821	30.001	1:48.822	89.05	0.738	15:17:44.352
7 -	1:18.974	30.564	1:49.538	88.47	1.454	15:19:33.890
8 -	1:20.054	30.341	1:50.395	87.78	2.311	15:21:24.285

P14 56 C	Michael MILLS		Yamaha - A51 Racing			
IDEAL LAP TIME : 1:48.079	BEST LAP TIME : 1:48.079	DIFFERENCE : 0.000				

LAP	SECTOR 1	SECTOR 2	LAP TIME	MPH	DIFF	TIME OF DAY
1 -		29.992	1:56.123	83.45	8.044	15:08:42.002
2 -	1:19.411	29.385	1:48.796 (3)	89.07	0.717	15:10:30.798
3 -	1:19.039	29.491	1:48.530 (2)	89.29	0.451	15:12:19.328
4 -	1:18.840	29.239	1:48.079 (1)	89.66		15:14:07.407
5 -	1:18.918	30.384	1:49.302	88.66	1.223	15:15:56.709
6 -	1:19.519	29.616	1:49.135	88.80	1.056	15:17:45.844
7 -	1:19.305	29.633	1:48.938	88.96	0.859	15:19:34.782
8 -	1:20.346	30.056	1:50.402	87.78	2.323	15:21:25.184

P15 82 C	Andrew SMITH		Suzuki - 5 Club Racing / Challenger Communications			
IDEAL LAP TIME : 1:48.025	BEST LAP TIME : 1:48.141	DIFFERENCE : 0.116				

LAP	SECTOR 1	SECTOR 2	LAP TIME	MPH	DIFF	TIME OF DAY
1 -		30.281	1:55.855	83.64	7.714	15:08:41.734
2 -	1:18.569	29.572	1:48.141 (1)	89.61		15:10:29.875
3 -	1:19.718	29.662	1:49.380	88.60	1.239	15:12:19.255
4 -	1:19.299	29.456	1:48.755 (3)	89.11	0.614	15:14:08.010
5 -	1:25.736	29.978	1:55.714	83.75	7.573	15:16:03.724
6 -	1:19.860	29.578	1:49.438	88.55	1.297	15:17:53.162

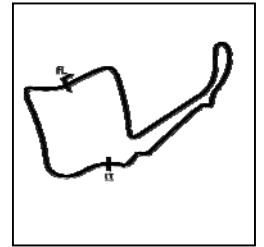
Weather / Track : Cloudy / Dry

Oulton Park International
Circuit Length = 2.6920 miles
Start: 15:06 Flag 15:20 End: 15:22

BMCRC - MRO Championships 2017 - Rnd 7 @ Oulton Park International

Team Respro MRO 600

RACE 14 - SECTOR ANALYSIS



SECTOR 1 = FL to I1, SECTOR 2 = I1 to FL, DIFF = Difference To Personal Best Lap, P = Crossed Finish Line in Pit Lane, D = Time Disallowed

7 -	1:18.875	29.650	1:48.525 (2)	89.30	0.384	15:19:41.687
8 -	1:19.623	29.646	1:49.269	88.69	1.128	15:21:30.956

P16 81 C		Liam DUFFETT		Kawasaki - MFM Track Bikes			
IDEAL LAP TIME : 1:49.504		BEST LAP TIME : 1:49.646		DIFFERENCE : 0.142			
LAP	SECTOR 1	SECTOR 2	LAP TIME	MPH	DIFF	TIME OF DAY	
1 -		29.739	1:56.762	83.00	7.116	15:08:42.641	
2 -	1:20.015	29.631	1:49.646 (1)	88.38		15:10:32.287	
3 -	1:20.686	30.135	1:50.821	87.45	1.175	15:12:23.108	
4 -	1:19.883	29.908	1:49.791 (2)	88.27	0.145	15:14:12.899	
5 -	1:21.233	29.869	1:51.102	87.22	1.456	15:16:04.001	
6 -	1:20.347	29.621	1:49.968	88.12	0.322	15:17:53.969	
7 -	1:20.143	29.660	1:49.803 (3)	88.26	0.157	15:19:43.772	
8 -	1:20.744	29.904	1:50.648	87.58	1.002	15:21:34.420	

P17 93 C		Kevin CLIVE		Yamaha - kc-racing			
IDEAL LAP TIME : 1:49.627		BEST LAP TIME : 1:49.627		DIFFERENCE : 0.000			
LAP	SECTOR 1	SECTOR 2	LAP TIME	MPH	DIFF	TIME OF DAY	
1 -		30.206	1:58.789	81.58	9.162	15:08:44.668	
2 -	1:21.027	30.287	1:51.314	87.06	1.687	15:10:35.982	
3 -	1:20.427	30.273	1:50.700	87.54	1.073	15:12:26.682	
4 -	1:20.189	30.018	1:50.207 (3)	87.93	0.580	15:14:16.889	
5 -	1:20.888	30.023	1:50.911	87.37	1.284	15:16:07.800	
6 -	1:20.476	29.895	1:50.371	87.80	0.744	15:17:58.171	
7 -	1:19.764	29.863	1:49.627 (1)	88.40		15:19:47.798	
8 -	1:19.914	29.928	1:49.842 (2)	88.22	0.215	15:21:37.640	

P18 16 C		Ollie SHOTTON		Kawasaki -			
IDEAL LAP TIME : 1:53.034		BEST LAP TIME : 1:53.209		DIFFERENCE : 0.175			
LAP	SECTOR 1	SECTOR 2	LAP TIME	MPH	DIFF	TIME OF DAY	
1 -		31.661	2:00.925	80.14	7.716	15:08:46.804	
2 -	1:22.451	31.823	1:54.274	84.80	1.065	15:10:41.078	
3 -	1:22.547	31.869	1:54.416	84.70	1.207	15:12:35.494	
4 -	1:22.237	31.088	1:53.325 (2)	85.51	0.116	15:14:28.819	
5 -	1:22.400	31.421	1:53.821	85.14	0.612	15:16:22.640	
6 -	1:21.946	31.263	1:53.209 (1)	85.60		15:18:15.849	
7 -	1:22.599	31.528	1:54.127	84.91	0.918	15:20:09.976	
8 -	1:22.196	31.420	1:53.616 (3)	85.29	0.407	15:22:03.592	

P19 50 C		Kristian MURPHY		Yamaha -			
IDEAL LAP TIME : 1:54.904		BEST LAP TIME : 1:55.647		DIFFERENCE : 0.743			
LAP	SECTOR 1	SECTOR 2	LAP TIME	MPH	DIFF	TIME OF DAY	
1 -		31.259	2:02.936	78.83	7.289	15:08:48.815	
2 -	1:24.568	31.736	1:56.304	83.32	0.657	15:10:45.119	
3 -	1:24.885	31.638	1:56.523	83.17	0.876	15:12:41.642	
4 -	1:24.683	31.557	1:56.240	83.37	0.593	15:14:37.882	
5 -	1:24.317	31.330	1:55.647 (1)	83.80		15:16:33.529	
6 -	1:25.121	31.639	1:56.760	83.00	1.113	15:18:30.289	
7 -	1:23.645	32.062	1:55.707 (2)	83.75	0.060	15:20:25.996	
8 -	1:24.394	31.775	1:56.169 (3)	83.42	0.522	15:22:22.165	

P20 97 C		Sam GRAHAM		Honda -			
IDEAL LAP TIME : 1:55.826		BEST LAP TIME : 1:55.826		DIFFERENCE : 0.000			
LAP	SECTOR 1	SECTOR 2	LAP TIME	MPH	DIFF	TIME OF DAY	
1 -		32.648	2:05.136	77.44	9.310	15:08:51.015	
2 -	1:26.187	32.674	1:58.861	81.53	3.035	15:10:49.876	
3 -	1:25.872	32.801	1:58.673	81.66	2.847	15:12:48.549	
4 -	1:26.749	32.663	1:59.412	81.15	3.586	15:14:47.961	
5 -	1:25.106	32.541	1:57.647	82.37	1.821	15:16:45.608	

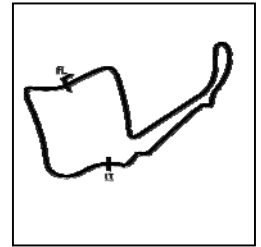
Weather / Track : Cloudy / Dry

Oulton Park International
Circuit Length = 2.6920 miles
Start: 15:06 Flag 15:20 End: 15:22

BMCRC - MRO Championships 2017 - Rnd 7 @ Oulton Park International

Team Respro MRO 600

RACE 14 - SECTOR ANALYSIS



SECTOR 1 = FL to I1, SECTOR 2 = I1 to FL, DIFF = Difference To Personal Best Lap, P = Crossed Finish Line in Pit Lane, D = Time Disallowed

6 -	1:24.243	32.127	1:56.370 (2)	83.28	0.544	15:18:41.978
7 -	1:24.042	31.784	1:55.826 (1)	83.67		15:20:37.804
8 -	1:24.770	31.909	1:56.679 (3)	83.05	0.853	15:22:34.483

P21 9 C		Duncan GROVE		Yamaha -		
IDEAL LAP TIME : 1:57.569		BEST LAP TIME : 1:57.570		DIFFERENCE : 0.001		
LAP	SECTOR 1	SECTOR 2	LAP TIME	MPH	DIFF	TIME OF DAY
1 -		32.949	2:06.694	76.49	9.124	15:08:52.573
2 -	1:25.919	32.935	1:58.854 (3)	81.53	1.284	15:10:51.427
3 -	1:25.298	32.595	1:57.893 (2)	82.20	0.323	15:12:49.320
4 -	1:28.235	33.229	2:01.464	79.78	3.894	15:14:50.784
5 -	1:25.299	32.271	1:57.570 (1)	82.43		15:16:48.354
6 -	1:26.022	33.562	1:59.584	81.04	2.014	15:18:47.938
7 -	1:29.356	33.956	2:03.312	78.59	5.742	15:20:51.250

P22 163		Simon BLACKWELL		Kawasaki - SFC Racing		
IDEAL LAP TIME : 2:12.718		BEST LAP TIME : 2:12.915		DIFFERENCE : 0.197		
LAP	SECTOR 1	SECTOR 2	LAP TIME	MPH	DIFF	TIME OF DAY
1 -		38.064	2:26.082	66.34	13.167	15:09:11.961
2 -	1:39.600	37.737	2:17.337	70.56	4.422	15:11:29.298
3 -	1:38.693	37.745	2:16.438	71.03	3.523	15:13:45.736
4 -	1:38.290	37.886	2:16.176	71.16	3.261	15:16:01.912
5 -	1:37.019	36.848	2:13.867 (3)	72.39	0.952	15:18:15.779
6 -	1:36.672	36.243	2:12.915 (1)	72.91		15:20:28.694
7 -	1:36.475	36.719	2:13.194 (2)	72.76	0.279	15:22:41.888

P23 543 C		Stefan ELLIS		Yamaha - Bespoke Bathing Company		
IDEAL LAP TIME : 1:49.104		BEST LAP TIME : 1:49.404		DIFFERENCE : 0.300		
LAP	SECTOR 1	SECTOR 2	LAP TIME	MPH	DIFF	TIME OF DAY
1 -		30.445	1:59.181	81.31	9.777	15:08:45.060
2 -	1:19.551	29.853	1:49.404 (1)	88.58		15:10:34.464
3 -	1:19.936	29.553	1:49.489 (2)	88.51	0.085	15:12:23.953
4 -	1:20.530	29.897	1:50.427 (3)	87.76	1.023	15:14:14.380

Weather / Track : Cloudy / Dry

BMCRC - MRO Championships 2017 - Rnd 7 @ Oulton Park International

Team Respro MRO 600

RACE 14 - BEST SECTORS

SECTOR 1			SECTOR 2			IDEAL / BEST COMPARISON						
POS	NO	NAME	TIME	NO	NAME	TIME	POS	NO	NAME	IDEAL	BEST	DIFF
									PERFECT LAP	1:43.181		
1	13	WALDRON	1:14.999	13	WALDRON	28.182	1	13	WALDRON	1:43.181	1:43.203	0.022
2	34	SHELTON	1:15.260	127	TINKLER	28.190	2	34	SHELTON	1:43.502	1:43.517	0.015
3	241	OGRADY	1:15.358	34	SHELTON	28.242	3	127	TINKLER	1:43.617	1:43.618	0.001
4	127	TINKLER	1:15.427	241	OGRADY	28.338	4	241	OGRADY	1:43.696	1:43.714	0.018
5	6	WHEELER	1:15.602	44	PLATTON	28.422	5	6	WHEELER	1:44.085	1:44.085	0.000
6	44	PLATTON	1:16.420	6	WHEELER	28.483	6	44	PLATTON	1:44.842	1:44.983	0.141
7	10	WILBY	1:16.795	49	MCLURG	28.639	7	10	WILBY	1:45.534	1:46.090	0.556
8	17	BAKER	1:16.927	10	WILBY	28.739	8	226	HARTGROVE	1:45.907	1:45.907	0.000
9	226	HARTGROVE	1:16.973	226	HARTGROVE	28.934	9	17	BAKER	1:46.106	1:46.389	0.283
10	777	WILLIAMS	1:17.214	777	WILLIAMS	29.088	10	49	MCLURG	1:46.216	1:46.372	0.156
11	49	MCLURG	1:17.577	17	BAKER	29.179	11	777	WILLIAMS	1:46.302	1:46.502	0.200
12	144	NEWMAN	1:18.104	56	MILLS	29.239	12	144	NEWMAN	1:47.497	1:48.073	0.576
13	46	ROWLINGS	1:18.399	144	NEWMAN	29.393	13	46	ROWLINGS	1:47.903	1:48.084	0.181
14	82	SMITH	1:18.569	82	SMITH	29.456	14	82	SMITH	1:48.025	1:48.141	0.116
15	56	MILLS	1:18.840	46	ROWLINGS	29.504	15	56	MILLS	1:48.079	1:48.079	0.000
16	543	ELLIS	1:19.551	543	ELLIS	29.553	16	543	ELLIS	1:49.104	1:49.404	0.300
17	93	CLIVE	1:19.764	81	DUFFETT	29.621	17	81	DUFFETT	1:49.504	1:49.646	0.142
18	81	DUFFETT	1:19.883	93	CLIVE	29.863	18	93	CLIVE	1:49.627	1:49.627	0.000
19	16	SHOTTON	1:21.946	16	SHOTTON	31.088	19	16	SHOTTON	1:53.034	1:53.209	0.175
20	50	MURPHY	1:23.645	50	MURPHY	31.259	20	50	MURPHY	1:54.904	1:55.647	0.743
21	97	GRAHAM	1:24.042	97	GRAHAM	31.784	21	97	GRAHAM	1:55.826	1:55.826	0.000
22	9	GROVE	1:25.298	9	GROVE	32.271	22	9	GROVE	1:57.569	1:57.570	0.001
23	163	BLACKWELL	1:36.475	163	BLACKWELL	36.243	23	163	BLACKWELL	2:12.718	2:12.915	0.197
24												
25												

Weather / Track : Cloudy / Dry

Results can be found at www.tsl-timing.com

Oulton Park International
 Circuit Length = 2.6920 miles
 Start: 15:06 Flag 15:20 End: 15:22

Printed - 15:26 Saturday, 05 August 2017