

BMCRC-MRO Championships 2017 supported by Dickies



MRO 600 inc Clubman 600

Brands Hatch Indy

26th & 27th August 2017



Results Provided by Timing Solutions Ltd

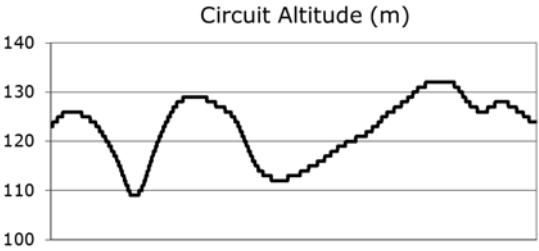
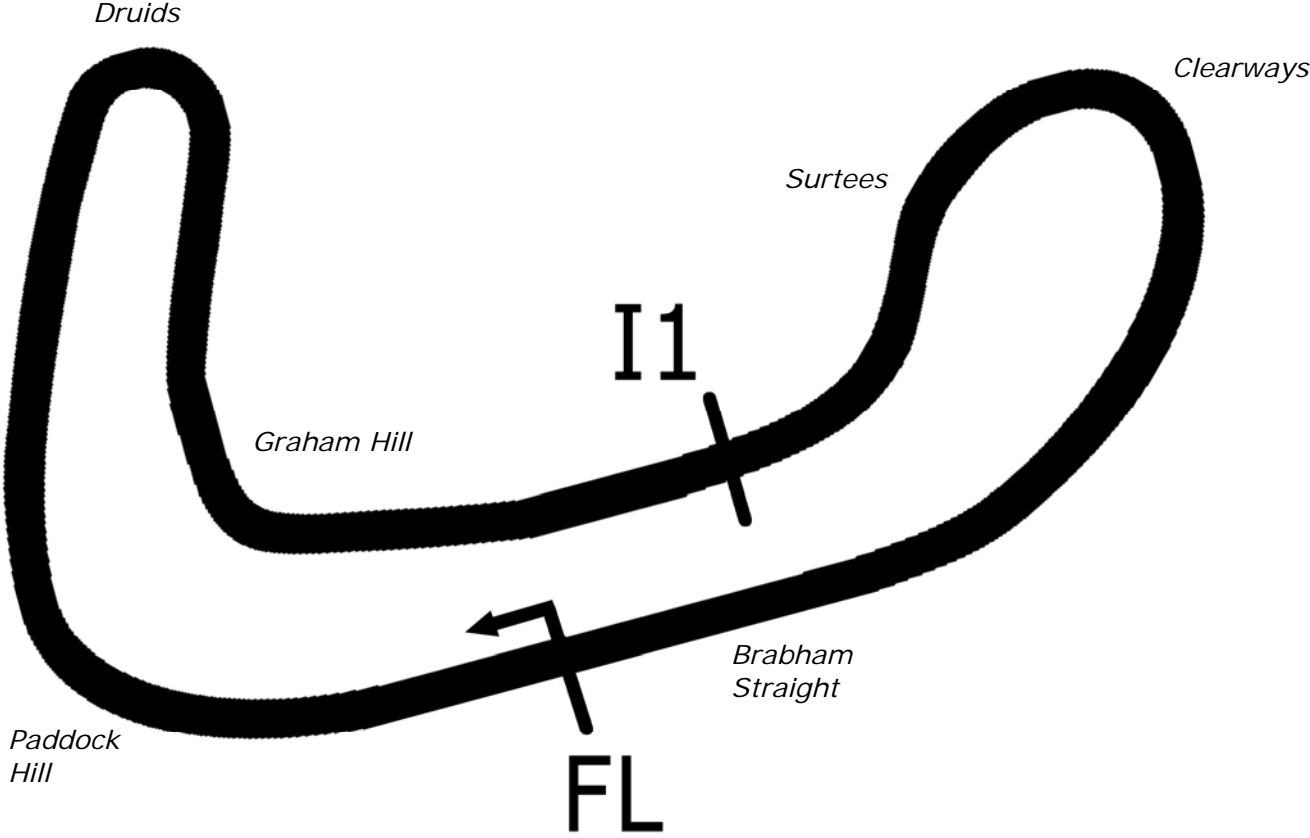
www.tsl-timing.com

Brands Hatch Indy



SPORTS TIMING

TIMING SOLUTIONS LTD



Length	1.2079 miles	1944.0 m	
FL		51.36032 N	0.26032 E
I1	1112m	51.35934 N	0.25955 E
Pit Entry	1669m	51.35911 N	0.25743 E
Pit Exit	83m after FL	51.36017 N	0.26051 E
Pit Entry–Pit Exit 332m, 19.9s @60kph, 14.9s @80kph			

BMCRC - MRO Championships 2017 - Rnd 8 @ Brands Hatch Indy

Team Respro MRO 600 inc Clubman 600

QUALIFYING - CLASSIFICATION

POS	NO	CL	PIC NAME	ENTRY	TIME	ON	LAPS	GAP	DIFF	MPH
1	27		1 Stuart WICKEN	Triumph -	48.687	7	15			89.31
2	14		2 Chris BURRAGE	Yamaha - Seton tuning	48.731	6	16	0.044	0.044	89.23
3	44		3 Hayden PLATTON	Kawasaki - NR Racing	48.791	6	17	0.104	0.060	89.12
4	127		4 David TINKLER	Yamaha - alltrades / Tinkler M/C's	49.035	5	17	0.348	0.244	88.68
5	10	C	1 Paul WILBY	Kawasaki - MOREMOTO	49.082	6	16	0.395	0.047	88.59
6	32		5 Mark PIPER	Yamaha -	49.187	4	15	0.500	0.105	88.40
7	86		6 David SHOUBRIDGE	Kawasaki -	49.215	8	14	0.528	0.028	88.35
8	53	C	2 Jason SIGGS	Yamaha - J Siggs Construction	49.264	7	12	0.577	0.049	88.27
9	226		7 Adam HARTGROVE	Yamaha - Technical lifting services limited	49.268	7	13	0.581	0.004	88.26
10	184		8 David TWYFORD	Yamaha -	49.341	10	10	0.654	0.073	88.13
11	46		9 Harry ROWLINGS	Triumph - Bernard Elliott racing / Steve Jordan motorcycle	49.513	16	16	0.826	0.172	87.82
12	777	C	3 Mason WILLIAMS	Yamaha - MoreMoto	49.711	5	5	1.024	0.198	87.47
13	81	C	4 Liam DUFFETT	Kawasaki - MFM Track Bikes	49.834	11	16	1.147	0.123	87.26
14	56	C	5 Michael MILLS	Yamaha - A51 Racing	49.938	11	15	1.251	0.104	87.08
15	82	C	6 Andrew SMITH	Suzuki - 5 Club Racing / Challenger Communications	49.997	9	13	1.310	0.059	86.97
16	40		10 David SHELVEY	Suzuki - ymark.com	50.182	11	14	1.495	0.185	86.65
17	17	C	7 Philip BAKER	Triumph - Ashford accident repair center	50.314	12	14	1.627	0.132	86.42
18	11		11 Josh HARVEY	Yamaha - NR Racing	50.315	6	16	1.628	0.001	86.42
19	144	C	8 Tom NEWMAN	Triumph - Leeway Building Services & David Bedwell and	50.331	8	8	1.644	0.016	86.40
20	199		12 Lloyd COLLINS	Honda - Warren Drives	50.593	15	15	1.906	0.262	85.95
21	62	C	9 Charlie PATERSON	Yamaha - Black Widow Exhausts/ TLSS (Total Loss Settli	51.541	5	6	2.854	0.948	84.37
22	16	C	10 Ollie SHOTTON	Kawasaki -	51.604	5	6	2.917	0.063	84.26
23	43	C	11 Jon CLARK	Triumph - RJC Motor Services	51.744	9	13	3.057	0.140	84.04
24	7		13 Adam MOORE	Triumph -	52.276	11	12	3.589	0.532	83.18
25	90		14 James COYLE	Triumph -	52.672	8	14	3.985	0.396	82.56
26	97	C	12 Sam GRAHAM	Honda -	52.946	7	9	4.259	0.274	82.13
27	147	C	13 Sean CHASTON	Yamaha - Hyside Motorcycles	53.283	5	5	4.596	0.337	81.61
28	51	C	14 Andrew DURANT	Honda -	53.502	13	15	4.815	0.219	81.27
29	83		15 Talan SKEELS-PIGGINS	Suzuki - McMillan Williams	53.516	10	13	4.829	0.014	81.25
30	179		16 Lee SILVAIN	Yamaha -	53.894	9	10	5.207	0.378	80.68

Brands Hatch Indy
 Circuit Length = 1.2079 miles
 Start: 10:02 Flag 10:16 End: 10:17

Weather / Track : Cloudy / Dry
 These results are provisional until the conclusion of any judicial and technical matters.

Clerk Of Course :	Timekeeper :
-------------------	--------------

Results can be found at www.tsl-timing.com

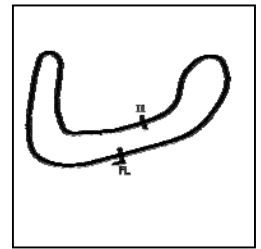
Printed - 10:17 Saturday, 26 August 2017



BMCRC - MRO Championships 2017 - Rnd 8 @ Brands Hatch Indy

Team Respro MRO 600 inc Clubman 600

QUALIFYING - SECTOR ANALYSIS



SECTOR 1 = FL to I1, SECTOR 2 = I1 to FL, DIFF = Difference To Personal Best Lap, P = Crossed Finish Line in Pit Lane, D = Time Disallowed

P1 27		Stuart WICKEN		Triumph -			
IDEAL LAP TIME : 48.650		BEST LAP TIME : 48.687		DIFFERENCE : 0.037			
LAP	SECTOR 1	SECTOR 2	LAP TIME	MPH	DIFF	TIME OF DAY	
1 -	31.925	20.593	52.518	82.80	3.831	10:04:11.696	
2 -	30.409	19.893	50.302	86.44	1.615	10:05:01.998	
3 -	30.563	19.698	50.261	86.52	1.574	10:05:52.259	
4 -	29.477	19.510	48.987 (3)	88.77	0.300	10:06:41.246	
5 -	29.776	19.641	49.417	87.99	0.730	10:07:30.663	
6 -	29.383	19.731	49.114	88.54	0.427	10:08:19.777	
7 -	29.140	19.547	48.687 (1)	89.31		10:09:08.464	
8 -	29.210	19.622	48.832 (2)	89.05	0.145	10:09:57.296	
9 -	29.897	19.777	49.674	87.54	0.987	10:10:46.970	
10 -	29.576	19.745	49.321	88.16	0.634	10:11:36.291	
11 -	29.570	20.287	49.857	87.22	1.170	10:12:26.148	
12 -	29.749	IN PIT	2:06.506 P	34.37	1:17.819	10:14:32.654	
13 -	OUTLAP	20.237	53.275	81.62	4.588	10:15:25.929	
14 -	29.682	19.935	49.617	87.64	0.930	10:16:15.546	
15 -	29.509	19.965	49.474	87.89	0.787	10:17:05.020	

P2 14		Chris BURRAGE		Yamaha - Seton tuning			
IDEAL LAP TIME : 48.587		BEST LAP TIME : 48.731		DIFFERENCE : 0.144			
LAP	SECTOR 1	SECTOR 2	LAP TIME	MPH	DIFF	TIME OF DAY	
1 -	31.682	20.359	52.041	83.56	3.310	10:04:00.272	
2 -	29.750	19.684	49.434	87.96	0.703	10:04:49.706	
3 -	29.433	19.603	49.036	88.68	0.305	10:05:38.742	
4 -	29.660	19.537	49.197	88.39	0.466	10:06:27.939	
5 -	29.373	19.407	48.780 (3)	89.14	0.049	10:07:16.719	
6 -	29.225	19.506	48.731 (1)	89.23		10:08:05.450	
7 -	29.567	19.597	49.164	88.45	0.433	10:08:54.614	
8 -	30.485	IN PIT	1:14.968 P	58.00	26.237	10:10:09.582	
9 -	OUTLAP	20.101	55.367	78.54	6.636	10:11:04.949	
10 -	29.412	19.672	49.084	88.59	0.353	10:11:54.033	
11 -	29.213	19.520	48.733 (2)	89.23	0.002	10:12:42.766	
12 -	29.874	19.609	49.483	87.88	0.752	10:13:32.249	
13 -	29.520	19.665	49.185	88.41	0.454	10:14:21.434	
14 -	29.518	19.820	49.338	88.13	0.607	10:15:10.772	
15 -	29.508	19.374	48.882	88.96	0.151	10:15:59.654	
16 -	29.647	19.802	49.449	87.94	0.718	10:16:49.103	

P3 44		Hayden PLATTON		Kawasaki - NR Racing			
IDEAL LAP TIME : 48.791		BEST LAP TIME : 48.791		DIFFERENCE : 0.000			
LAP	SECTOR 1	SECTOR 2	LAP TIME	MPH	DIFF	TIME OF DAY	
1 -	31.721	20.321	52.042	83.55	3.251	10:04:05.458	
2 -	30.997	19.658	50.655	85.84	1.864	10:04:56.113	
3 -	29.927	19.956	49.883	87.17	1.092	10:05:45.996	
4 -	29.463	19.561	49.024	88.70	0.233	10:06:35.020	
5 -	29.405	19.581	48.986 (3)	88.77	0.195	10:07:24.006	
6 -	29.342	19.449	48.791 (1)	89.12		10:08:12.797	
7 -	29.370	19.603	48.973 (2)	88.79	0.182	10:09:01.770	
8 -	29.857	19.612	49.469	87.90	0.678	10:09:51.239	
9 -	29.518	19.828	49.346	88.12	0.555	10:10:40.585	
10 -	29.819	19.584	49.403	88.02	0.612	10:11:29.988	
11 -	30.222	20.072	50.294	86.46	1.503	10:12:20.282	
12 -	29.903	19.628	49.531	87.79	0.740	10:13:09.813	
13 -	29.656	19.486	49.142	88.49	0.351	10:13:58.955	
14 -	29.843	19.608	49.451	87.93	0.660	10:14:48.406	
15 -	29.732	19.638	49.370	88.08	0.579	10:15:37.776	
16 -	29.541	19.840	49.381	88.06	0.590	10:16:27.157	
17 -	29.685	19.850	49.535	87.78	0.744	10:17:16.692	

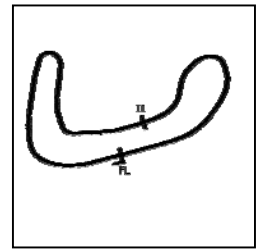
Weather / Track : Cloudy / Dry

Brands Hatch Indy
Circuit Length = 1.2079 miles
Start: 10:02 Flag 10:16 End: 10:17

BMCRC - MRO Championships 2017 - Rnd 8 @ Brands Hatch Indy

Team Respro MRO 600 inc Clubman 600

QUALIFYING - SECTOR ANALYSIS



SECTOR 1 = FL to I1, SECTOR 2 = I1 to FL, DIFF = Difference To Personal Best Lap, P = Crossed Finish Line in Pit Lane, D = Time Disallowed

P4 127		David TINKLER		Yamaha - alltrades / Tinkler M/C's			
IDEAL LAP TIME : 48.933		BEST LAP TIME : 49.035		DIFFERENCE : 0.102			
LAP	SECTOR 1	SECTOR 2	LAP TIME	MPH	DIFF	TIME OF DAY	
1 -	31.468	20.176	51.644	84.20	2.609	10:04:05.122	
2 -	30.576	19.718	50.294	86.46	1.259	10:04:55.416	
3 -	29.679	19.672	49.351	88.11	0.316	10:05:44.767	
4 -	29.752	19.574	49.326	88.16	0.291	10:06:34.093	
5 -	29.381	19.654	49.035 (1)	88.68		10:07:23.128	
6 -	29.559	19.564	49.123 (2)	88.52	0.088	10:08:12.251	
7 -	29.441	19.762	49.203	88.38	0.168	10:09:01.454	
8 -	29.837	19.663	49.500	87.85	0.465	10:09:50.954	
9 -	29.546	19.831	49.377	88.06	0.342	10:10:40.331	
10 -	29.801	19.624	49.425	87.98	0.390	10:11:29.756	
11 -	29.894	20.408	50.302	86.44	1.267	10:12:20.058	
12 -	29.622	19.803	49.425	87.98	0.390	10:13:09.483	
13 -	29.649	19.552	49.201 (3)	88.38	0.166	10:13:58.684	
14 -	29.782	19.707	49.489	87.87	0.454	10:14:48.173	
15 -	29.522	19.800	49.322	88.16	0.287	10:15:37.495	
16 -	29.530	19.993	49.523	87.80	0.488	10:16:27.018	
17 -	29.596	19.739	49.335	88.14	0.300	10:17:16.353	

P5 10 C		Paul WILBY		Kawasaki - MOREMOTO			
IDEAL LAP TIME : 49.080		BEST LAP TIME : 49.082		DIFFERENCE : 0.002			
LAP	SECTOR 1	SECTOR 2	LAP TIME	MPH	DIFF	TIME OF DAY	
1 -	32.100	20.525	52.625	82.63	3.543	10:04:03.318	
2 -	30.626	20.025	50.651	85.85	1.569	10:04:53.969	
3 -	29.842	19.849	49.691	87.51	0.609	10:05:43.660	
4 -	29.463	19.746	49.209 (3)	88.37	0.127	10:06:32.869	
5 -	29.470	19.654	49.124 (2)	88.52	0.042	10:07:21.993	
6 -	29.426	19.656	49.082 (1)	88.59		10:08:11.075	
7 -	29.587	20.130	49.717	87.46	0.635	10:09:00.792	
8 -	34.195	19.940	54.135	80.32	5.053	10:09:54.927	
9 -	29.775	19.708	49.483	87.88	0.401	10:10:44.410	
10 -	29.751	20.860	50.611	85.92	1.529	10:11:35.021	
11 -	29.875	20.430	50.305	86.44	1.223	10:12:25.326	
12 -	30.449	20.592	51.041	85.19	1.959	10:13:16.367	
13 -	31.861	20.042	51.903	83.78	2.821	10:14:08.270	
14 -	30.037	19.864	49.901	87.14	0.819	10:14:58.171	
15 -	29.941	20.209	50.150	86.71	1.068	10:15:48.321	
16 -	30.202	19.906	50.108	86.78	1.026	10:16:38.429	

P6 32		Mark PIPER		Yamaha -			
IDEAL LAP TIME : 49.069		BEST LAP TIME : 49.187		DIFFERENCE : 0.118			
LAP	SECTOR 1	SECTOR 2	LAP TIME	MPH	DIFF	TIME OF DAY	
1 -	OUTLAP	20.944	59.430	73.17	10.243	10:04:44.862	
2 -	30.973	20.226	51.199	84.93	2.012	10:05:36.061	
3 -	29.806	19.569	49.375	88.07	0.188	10:06:25.436	
4 -	29.547	19.640	49.187 (1)	88.40		10:07:14.623	
5 -	29.900	19.613	49.513	87.82	0.326	10:08:04.136	
6 -	29.729	19.547	49.276	88.24	0.089	10:08:53.412	
7 -	30.000	19.592	49.592	87.68	0.405	10:09:43.004	
8 -	30.190	19.766	49.956	87.04	0.769	10:10:32.960	
9 -	30.678	20.120	50.798	85.60	1.611	10:11:23.758	
10 -	29.608	19.651	49.259 (2)	88.28	0.072	10:12:13.017	
11 -	31.281	20.214	51.495	84.44	2.308	10:13:04.512	
12 -	29.671	19.800	49.471	87.90	0.284	10:13:53.983	
13 -	31.285	IN PIT	1:24.613 P	51.39	35.426	10:15:18.596	
14 -	OUTLAP	20.042	55.474	78.38	6.287	10:16:14.070	
15 -	29.522	19.746	49.268 (3)	88.26	0.081	10:17:03.338	

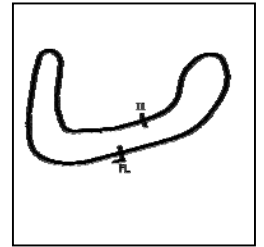
Weather / Track : Cloudy / Dry

Brands Hatch Indy
Circuit Length = 1.2079 miles
Start: 10:02 Flag 10:16 End: 10:17

BMCRC - MRO Championships 2017 - Rnd 8 @ Brands Hatch Indy

Team Respro MRO 600 inc Clubman 600

QUALIFYING - SECTOR ANALYSIS



SECTOR 1 = FL to I1, SECTOR 2 = I1 to FL, DIFF = Difference To Personal Best Lap, P = Crossed Finish Line in Pit Lane, D = Time Disallowed

P7 86		David SHOUBRIDGE		Kawasaki -			
IDEAL LAP TIME : 49.103		BEST LAP TIME : 49.215		DIFFERENCE : 0.112			
LAP	SECTOR 1	SECTOR 2	LAP TIME	MPH	DIFF	TIME OF DAY	
1 -	31.157	20.615	51.772	83.99	2.557	10:04:03.570	
2 -	31.084	20.327	51.411	84.58	2.196	10:04:54.981	
3 -	29.898	19.969	49.867	87.20	0.652	10:05:44.848	
4 -	30.353	19.887	50.240	86.55	1.025	10:06:35.088	
5 -	30.339	19.872	50.211	86.60	0.996	10:07:25.299	
6 -	29.744	19.808	49.552	87.75	0.337	10:08:14.851	
7 -	29.489	19.803	49.292 (3)	88.22	0.077	10:09:04.143	
8 -	29.428	19.787	49.215 (1)	88.35		10:09:53.358	
9 -	29.579	19.981	49.560	87.74	0.345	10:10:42.918	
10 -	29.526	19.691	49.217 (2)	88.35	0.002	10:11:32.135	
11 -	29.901	20.092	49.993	86.98	0.778	10:12:22.128	
12 -	30.878	21.241	52.119	83.43	2.904	10:13:14.247	
13 -	29.412	20.885	50.297	86.45	1.082	10:14:04.544	
14 -	29.637	19.822	49.459	87.92	0.244	10:14:54.003	

P8 53 C		Jason SIGGS		Yamaha - J Siggs Construction			
IDEAL LAP TIME : 49.264		BEST LAP TIME : 49.264		DIFFERENCE : 0.000			
LAP	SECTOR 1	SECTOR 2	LAP TIME	MPH	DIFF	TIME OF DAY	
1 -	32.832	20.932	53.764	80.88	4.500	10:04:06.988	
2 -	30.617	20.422	51.039	85.20	1.775	10:04:58.027	
3 -	30.076	20.172	50.248	86.54	0.984	10:05:48.275	
4 -	30.089	20.181	50.270	86.50	1.006	10:06:38.545	
5 -	30.007	20.028	50.035	86.91	0.771	10:07:28.580	
6 -	29.734	20.000	49.734 (3)	87.43	0.470	10:08:18.314	
7 -	29.518	19.746	49.264 (1)	88.27		10:09:07.578	
8 -	29.757	19.832	49.589 (2)	87.69	0.325	10:09:57.167	
9 -	30.183	20.037	50.220	86.59	0.956	10:10:47.387	
10 -	30.303	20.095	50.398	86.28	1.134	10:11:37.785	
11 -	30.019	20.071	50.090	86.81	0.826	10:12:27.875	
12 -	30.151	20.229	50.380	86.31	1.116	10:13:18.255	

P9 226		Adam HARTGROVE		Yamaha - Technical lifting services limited			
IDEAL LAP TIME : 49.244		BEST LAP TIME : 49.268		DIFFERENCE : 0.024			
LAP	SECTOR 1	SECTOR 2	LAP TIME	MPH	DIFF	TIME OF DAY	
1 -	32.650	21.037	53.687	80.99	4.419	10:04:09.029	
2 -	30.777	20.837	51.614	84.25	2.346	10:05:00.643	
3 -	30.093	20.160	50.253	86.53	0.985	10:05:50.896	
4 -	30.009	20.061	50.070	86.85	0.802	10:06:40.966	
5 -	30.201	19.704	49.905	87.13	0.637	10:07:30.871	
6 -	29.783	20.251	50.034	86.91	0.766	10:08:20.905	
7 -	29.540	19.728	49.268 (1)	88.26		10:09:10.173	
8 -	29.811	19.886	49.697 (3)	87.50	0.429	10:09:59.870	
9 -	29.823	19.934	49.757	87.39	0.489	10:10:49.627	
10 -	29.686	19.853	49.539 (2)	87.78	0.271	10:11:39.166	
11 -	29.715	20.117	49.832	87.26	0.564	10:12:28.998	
12 -	32.013	19.974	51.987	83.64	2.719	10:13:20.985	
13 -	30.118	20.143	50.261	86.52	0.993	10:14:11.246	

P10 184		David TWYFORD		Yamaha -			
IDEAL LAP TIME : 49.278		BEST LAP TIME : 49.341		DIFFERENCE : 0.063			
LAP	SECTOR 1	SECTOR 2	LAP TIME	MPH	DIFF	TIME OF DAY	
1 -	34.003	21.110	55.113	78.90	5.772	10:04:39.008	
2 -	30.861	20.447	51.308	84.75	1.967	10:05:30.316	
3 -	30.053	20.155	50.208	86.61	0.867	10:06:20.524	
4 -	29.540	19.948	49.488 (3)	87.87	0.147	10:07:10.012	
5 -	29.612	19.866	49.478 (2)	87.88	0.137	10:07:59.490	
6 -	29.849	19.934	49.783	87.35	0.442	10:08:49.273	

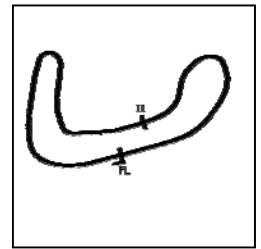
Weather / Track : Cloudy / Dry

Brands Hatch Indy
Circuit Length = 1.2079 miles
Start: 10:02 Flag 10:16 End: 10:17

BMCRC - MRO Championships 2017 - Rnd 8 @ Brands Hatch Indy

Team Respro MRO 600 inc Clubman 600

QUALIFYING - SECTOR ANALYSIS



SECTOR 1 = FL to I1, SECTOR 2 = I1 to FL, DIFF = Difference To Personal Best Lap, P = Crossed Finish Line in Pit Lane, D = Time Disallowed

7 -	30.085	20.166	50.251	86.53	0.910	10:09:39.524
8 -	30.184	20.381	50.565	86.00	1.224	10:10:30.089
9 -	29.658	19.941	49.599	87.67	0.258	10:11:19.688
10 -	29.603	19.738	49.341 (1)	88.13		10:12:09.029

P11 46 Harry ROWLINGS		Triumph - Bernard Elliott racing / Steve Jordan motorcycles				
IDEAL LAP TIME : 49.499		BEST LAP TIME : 49.513		DIFFERENCE : 0.014		
LAP	SECTOR 1	SECTOR 2	LAP TIME	MPH	DIFF	TIME OF DAY
1 -	32.988	20.952	53.940	80.61	4.427	10:04:22.085
2 -	31.572	20.468	52.040	83.56	2.527	10:05:14.125
3 -	31.507	21.011	52.518	82.80	3.005	10:06:06.643
4 -	30.797	IN PIT	1:10.290 P	61.86	20.777	10:07:16.933
5 -	OUTLAP	20.227	54.064	80.43	4.551	10:08:10.997
6 -	30.451	20.168	50.619	85.90	1.106	10:09:01.616
7 -	31.058	20.072	51.130	85.04	1.617	10:09:52.746
8 -	30.008	20.026	50.034	86.91	0.521	10:10:42.780
9 -	30.396	19.798	50.194	86.63	0.681	10:11:32.974
10 -	29.978	20.060	50.038	86.90	0.525	10:12:23.012
11 -	31.295	20.185	51.480	84.47	1.967	10:13:14.492
12 -	29.912	20.244	50.156	86.70	0.643	10:14:04.648
13 -	30.048	19.696	49.744 (3)	87.41	0.231	10:14:54.392
14 -	29.830	19.910	49.740 (2)	87.42	0.227	10:15:44.132
15 -	29.925	19.854	49.779	87.35	0.266	10:16:33.911
16 -	29.844	19.669	49.513 (1)	87.82		10:17:23.424

P12 777 C Mason WILLIAMS		Yamaha - MoreMoto				
IDEAL LAP TIME : 49.576		BEST LAP TIME : 49.711		DIFFERENCE : 0.135		
LAP	SECTOR 1	SECTOR 2	LAP TIME	MPH	DIFF	TIME OF DAY
1 -	30.825	20.422	51.247	84.85	1.536	10:04:10.504
2 -	30.068	20.756	50.824	85.56	1.113	10:05:01.328
3 -	29.844	19.994	49.838 (2)	87.25	0.127	10:05:51.166
4 -	29.977	19.883	49.860 (3)	87.21	0.149	10:06:41.026
5 -	29.693	20.018	49.711 (1)	87.47		10:07:30.737

P13 81 C Liam DUFFETT		Kawasaki - MFM Track Bikes				
IDEAL LAP TIME : 49.698		BEST LAP TIME : 49.834		DIFFERENCE : 0.136		
LAP	SECTOR 1	SECTOR 2	LAP TIME	MPH	DIFF	TIME OF DAY
1 -	32.628	20.617	53.245	81.67	3.411	10:04:13.525
2 -	30.694	20.462	51.156	85.00	1.322	10:05:04.681
3 -	30.656	20.237	50.893	85.44	1.059	10:05:55.574
4 -	30.284	20.746	51.030	85.21	1.196	10:06:46.604
5 -	30.035	20.070	50.105	86.78	0.271	10:07:36.709
6 -	29.826	20.174	50.000 (2)	86.97	0.166	10:08:26.709
7 -	31.685	20.996	52.681	82.54	2.847	10:09:19.390
8 -	30.595	20.065	50.660	85.83	0.826	10:10:10.050
9 -	29.906	20.133	50.039 (3)	86.90	0.205	10:11:00.089
10 -	30.860	20.151	51.011	85.24	1.177	10:11:51.100
11 -	29.674	20.160	49.834 (1)	87.26		10:12:40.934
12 -	32.677	20.024	52.701	82.51	2.867	10:13:33.635
13 -	29.993	20.063	50.056	86.87	0.222	10:14:23.691
14 -	30.249	20.421	50.670	85.82	0.836	10:15:14.361
15 -	32.511	20.280	52.791	82.37	2.957	10:16:07.152
16 -	30.740	20.198	50.938	85.37	1.104	10:16:58.090

P14 56 C Michael MILLS		Yamaha - A51 Racing				
IDEAL LAP TIME : 49.938		BEST LAP TIME : 49.938		DIFFERENCE : 0.000		
LAP	SECTOR 1	SECTOR 2	LAP TIME	MPH	DIFF	TIME OF DAY
1 -	33.250	21.071	54.321	80.05	4.383	10:04:08.928
2 -	31.247	21.430	52.677	82.55	2.739	10:05:01.605
3 -	30.961	20.781	51.742	84.04	1.804	10:05:53.347

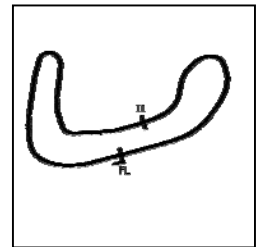
Weather / Track : Cloudy / Dry

Brands Hatch Indy
Circuit Length = 1.2079 miles
Start: 10:02 Flag 10:16 End: 10:17

BMCRC - MRO Championships 2017 - Rnd 8 @ Brands Hatch Indy

Team Respro MRO 600 inc Clubman 600

QUALIFYING - SECTOR ANALYSIS



SECTOR 1 = FL to I1, SECTOR 2 = I1 to FL, DIFF = Difference To Personal Best Lap, P = Crossed Finish Line in Pit Lane, D = Time Disallowed

4 -	30.468	20.301	50.769	85.65	0.831	10:06:44.116
5 -	30.392	20.339	50.731	85.71	0.793	10:07:34.847
6 -	30.326	20.343	50.669	85.82	0.731	10:08:25.516
7 -	30.353	20.136	50.489	86.12	0.551	10:09:16.005
8 -	30.102	20.119	50.221 (3)	86.58	0.283	10:10:06.226
9 -	30.177	20.200	50.377	86.32	0.439	10:10:56.603
10 -	30.106	20.155	50.261	86.52	0.323	10:11:46.864
11 -	29.933	20.005	49.938 (1)	87.08		10:12:36.802
12 -	30.032	20.236	50.268	86.50	0.330	10:13:27.070
13 -	30.136	20.466	50.602	85.93	0.664	10:14:17.672
14 -	30.512	20.440	50.952	85.34	1.014	10:15:08.624
15 -	30.106	20.097	50.203 (2)	86.62	0.265	10:15:58.827

P15 82 C Andrew SMITH			Suzuki - 5 Club Racing / Challenger Communications			
IDEAL LAP TIME : 49.913		BEST LAP TIME : 49.997		DIFFERENCE : 0.084		
LAP	SECTOR 1	SECTOR 2	LAP TIME	MPH	DIFF	TIME OF DAY
1 -	32.173	20.991	53.164	81.79	3.167	10:04:04.785
2 -	30.530	20.161	50.691	85.78	0.694	10:04:55.476
3 -	30.270	20.297	50.567	85.99	0.570	10:05:46.043
4 -	30.123	20.221	50.344	86.37	0.347	10:06:36.387
5 -	30.338	20.120	50.458	86.18	0.461	10:07:26.845
6 -	29.965	20.056	50.021 (3)	86.93	0.024	10:08:16.866
7 -	30.067	19.952	50.019 (2)	86.93	0.022	10:09:06.885
8 -	30.080	19.960	50.040	86.90	0.043	10:09:56.925
9 -	30.003	19.994	49.997 (1)	86.97		10:10:46.922
10 -	30.241	19.948	50.189	86.64	0.192	10:11:37.111
11 -	30.951	20.056	51.007	85.25	1.010	10:12:28.118
12 -	30.502	20.059	50.561	86.00	0.564	10:13:18.679
13 -	30.561	20.968	51.529	84.39	1.532	10:14:10.208

P16 40 David SHELVEY			Suzuki - ymark.com			
IDEAL LAP TIME : 50.112		BEST LAP TIME : 50.182		DIFFERENCE : 0.070		
LAP	SECTOR 1	SECTOR 2	LAP TIME	MPH	DIFF	TIME OF DAY
1 -	37.808	22.614	1:00.422	71.97	10.240	10:04:25.031
2 -	34.049	21.481	55.530	78.31	5.348	10:05:20.561
3 -	32.362	21.049	53.411	81.41	3.229	10:06:13.972
4 -	31.243	20.367	51.610	84.25	1.428	10:07:05.582
5 -	30.804	20.051	50.855	85.50	0.673	10:07:56.437
6 -	30.769	20.153	50.922	85.39	0.740	10:08:47.359
7 -	30.778	19.826	50.604	85.93	0.422	10:09:37.963
8 -	31.178	20.017	51.195	84.94	1.013	10:10:29.158
9 -	30.459	20.033	50.492	86.12	0.310	10:11:19.650
10 -	30.376	19.832	50.208 (2)	86.61	0.026	10:12:09.858
11 -	30.286	19.896	50.182 (1)	86.65		10:13:00.040
12 -	30.344	19.945	50.289	86.47	0.107	10:13:50.329
13 -	30.352	20.164	50.516	86.08	0.334	10:14:40.845
14 -	30.338	19.886	50.224 (3)	86.58	0.042	10:15:31.069

P17 17 C Philip BAKER			Triumph - Ashford accident repair center			
IDEAL LAP TIME : 50.126		BEST LAP TIME : 50.314		DIFFERENCE : 0.188		
LAP	SECTOR 1	SECTOR 2	LAP TIME	MPH	DIFF	TIME OF DAY
1 -	OUTLAP	22.123	1:02.357	69.73	12.043	10:05:12.754
2 -	32.716	21.084	53.800	80.82	3.486	10:06:06.554
3 -	30.768	20.878	51.646	84.20	1.332	10:06:58.200
4 -	30.642	20.293	50.935	85.37	0.621	10:07:49.135
5 -	49.359	22.897	1:12.256	60.18	21.942	10:09:01.391
6 -	31.507	20.409	51.916	83.76	1.602	10:09:53.307
7 -	30.524	20.177	50.701 (2)	85.76	0.387	10:10:44.008
8 -	30.022	20.795	50.817	85.57	0.503	10:11:34.825
9 -	30.629	20.618	51.247	84.85	0.933	10:12:26.072
10 -	30.433	20.563	50.996	85.27	0.682	10:13:17.068
11 -	31.496	20.790	52.286	83.16	1.972	10:14:09.354

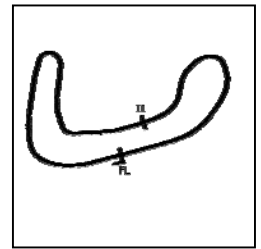
Weather / Track : Cloudy / Dry

Brands Hatch Indy
Circuit Length = 1.2079 miles
Start: 10:02 Flag 10:16 End: 10:17

BMCRC - MRO Championships 2017 - Rnd 8 @ Brands Hatch Indy

Team Respro MRO 600 inc Clubman 600

QUALIFYING - SECTOR ANALYSIS



SECTOR 1 = FL to I1, SECTOR 2 = I1 to FL, DIFF = Difference To Personal Best Lap, P = Crossed Finish Line in Pit Lane, D = Time Disallowed

12 -	30.169	20.145	50.314 (1)	86.42			10:14:59.668
13 -	31.054	20.341	51.395	84.61	1.081		10:15:51.063
14 -	30.687	20.104	50.791 (3)	85.61	0.477		10:16:41.854

P18 11		Josh HARVEY		Yamaha - NR Racing			
IDEAL LAP TIME : 50.156		BEST LAP TIME : 50.315		DIFFERENCE : 0.159			
LAP	SECTOR 1	SECTOR 2	LAP TIME	MPH	DIFF	TIME OF DAY	
1 -	34.485	21.939	56.424	77.07	6.109	10:04:18.920	
2 -	32.579	21.383	53.962	80.58	3.647	10:05:12.882	
3 -	30.824	20.318	51.142	85.02	0.827	10:06:04.024	
4 -	30.593	20.414	51.007	85.25	0.692	10:06:55.031	
5 -	30.508	20.111	50.619 (3)	85.90	0.304	10:07:45.650	
6 -	30.045	20.270	50.315 (1)	86.42		10:08:35.965	
7 -	30.130	20.228	50.358 (2)	86.35	0.043	10:09:26.323	
8 -	31.248	20.382	51.630	84.22	1.315	10:10:17.953	
9 -	30.670	20.256	50.926	85.39	0.611	10:11:08.879	
10 -	30.593	20.437	51.030	85.21	0.715	10:11:59.909	
11 -	30.332	20.293	50.625	85.89	0.310	10:12:50.534	
12 -	32.959	22.022	54.981	79.09	4.666	10:13:45.515	
13 -	31.436	20.413	51.849	83.87	1.534	10:14:37.364	
14 -	31.000	20.391	51.391	84.61	1.076	10:15:28.755	
15 -	36.951	21.808	58.759	74.00	8.444	10:16:27.514	
16 -	30.584	20.173	50.757	85.67	0.442	10:17:18.271	

P19 144 C		Tom NEWMAN		Triumph - Leeway Building Services & David Bedwell and Partne			
IDEAL LAP TIME : 50.232		BEST LAP TIME : 50.331		DIFFERENCE : 0.099			
LAP	SECTOR 1	SECTOR 2	LAP TIME	MPH	DIFF	TIME OF DAY	
1 -	34.994	21.524	56.518	76.94	6.187	10:04:22.060	
2 -	32.222	21.195	53.417	81.40	3.086	10:05:15.477	
3 -	32.037	21.314	53.351	81.50	3.020	10:06:08.828	
4 -	30.713	20.255	50.968 (3)	85.32	0.637	10:06:59.796	
5 -	31.001	20.484	51.485	84.46	1.154	10:07:51.281	
6 -	30.761	21.138	51.899	83.78	1.568	10:08:43.180	
7 -	30.472	20.147	50.619 (2)	85.90	0.288	10:09:33.799	
8 -	30.085	20.246	50.331 (1)	86.40		10:10:24.130	

P20 199		Lloyd COLLINS		Honda - Warren Drives			
IDEAL LAP TIME : 50.593		BEST LAP TIME : 50.593		DIFFERENCE : 0.000			
LAP	SECTOR 1	SECTOR 2	LAP TIME	MPH	DIFF	TIME OF DAY	
1 -	35.089	21.938	57.027	76.25	6.434	10:04:27.446	
2 -	33.670	21.555	55.225	78.74	4.632	10:05:22.671	
3 -	32.859	21.198	54.057	80.44	3.464	10:06:16.728	
4 -	32.320	20.925	53.245	81.67	2.652	10:07:09.973	
5 -	31.744	20.804	52.548	82.75	1.955	10:08:02.521	
6 -	31.819	20.685	52.504	82.82	1.911	10:08:55.025	
7 -	31.545	20.697	52.242	83.23	1.649	10:09:47.267	
8 -	31.772	20.735	52.507	82.81	1.914	10:10:39.774	
9 -	31.395	20.440	51.835	83.89	1.242	10:11:31.609	
10 -	31.329	20.570	51.899	83.78	1.306	10:12:23.508	
11 -	31.647	21.069	52.716	82.49	2.123	10:13:16.224	
12 -	31.561	20.376	51.937	83.72	1.344	10:14:08.161	
13 -	31.102	20.250	51.352 (3)	84.68	0.759	10:14:59.513	
14 -	30.962	20.361	51.323 (2)	84.73	0.730	10:15:50.836	
15 -	30.526	20.067	50.593 (1)	85.95		10:16:41.429	

P21 62 C		Charlie PATERSON		Yamaha - Black Widow Exhausts/ TLSS (Total Loss Settlement)			
IDEAL LAP TIME : 51.541		BEST LAP TIME : 51.541		DIFFERENCE : 0.000			
LAP	SECTOR 1	SECTOR 2	LAP TIME	MPH	DIFF	TIME OF DAY	
1 -	OUTLAP	21.782	1:00.347	72.05	8.806	10:06:14.463	
2 -	31.871	20.668	52.539	82.76	0.998	10:07:07.002	

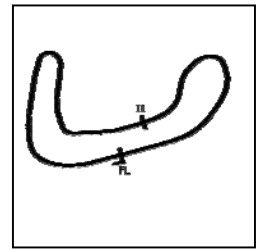
Weather / Track : Cloudy / Dry

Brands Hatch Indy
Circuit Length = 1.2079 miles
Start: 10:02 Flag 10:16 End: 10:17

BMCRC - MRO Championships 2017 - Rnd 8 @ Brands Hatch Indy

Team Respro MRO 600 inc Clubman 600

QUALIFYING - SECTOR ANALYSIS



SECTOR 1 = FL to I1, SECTOR 2 = I1 to FL, DIFF = Difference To Personal Best Lap, P = Crossed Finish Line in Pit Lane, D = Time Disallowed

3 -	31.521	20.612	52.133 (3)	83.41	0.592	10:07:59.135
4 -	31.528	20.662	52.190	83.32	0.649	10:08:51.325
5 -	30.973	20.568	51.541 (1)	84.37		10:09:42.866
6 -	31.151	20.835	51.986 (2)	83.64	0.445	10:10:34.852

P22	16 C	Ollie SHOTTON	Kawasaki -			
IDEAL LAP TIME : 51.604		BEST LAP TIME : 51.604	DIFFERENCE : 0.000			
LAP	SECTOR 1	SECTOR 2	LAP TIME	MPH	DIFF	TIME OF DAY
1 -	32.956	21.338	54.294	80.09	2.690	10:04:06.937
2 -	32.040	22.423	54.463	79.84	2.859	10:05:01.400
3 -	31.833	21.119	52.952	82.12	1.348	10:05:54.352
4 -	31.317	21.097	52.414 (3)	82.96	0.810	10:06:46.766
5 -	30.867	20.737	51.604 (1)	84.26		10:07:38.370
6 -	31.177	21.065	52.242 (2)	83.23	0.638	10:08:30.612

P23	43 C	Jon CLARK	Triumph - RJC Motor Services			
IDEAL LAP TIME : 51.616		BEST LAP TIME : 51.744	DIFFERENCE : 0.128			
LAP	SECTOR 1	SECTOR 2	LAP TIME	MPH	DIFF	TIME OF DAY
1 -	35.111	22.011	57.122	76.12	5.378	10:04:17.229
2 -	33.263	21.619	54.882	79.23	3.138	10:05:12.111
3 -	31.967	21.152	53.119	81.86	1.375	10:06:05.230
4 -	31.543	21.243	52.786	82.38	1.042	10:06:58.016
5 -	31.578	20.824	52.402	82.98	0.658	10:07:50.418
6 -	31.414	21.217	52.631	82.62	0.887	10:08:43.049
7 -	31.503	20.811	52.314 (3)	83.12	0.570	10:09:35.363
8 -	31.129	20.867	51.996 (2)	83.63	0.252	10:10:27.359
9 -	30.805	20.939	51.744 (1)	84.04		10:11:19.103
10 -	37.891	21.692	59.583	72.98	7.839	10:12:18.686
11 -	38.495	23.595	1:02.090	70.03	10.346	10:13:20.776
12 -	31.649	21.440	53.089	81.91	1.345	10:14:13.865
13 -	35.669	21.301	56.970	76.33	5.226	10:15:10.835

P24	7	Adam MOORE	Triumph -			
IDEAL LAP TIME : 51.992		BEST LAP TIME : 52.276	DIFFERENCE : 0.284			
LAP	SECTOR 1	SECTOR 2	LAP TIME	MPH	DIFF	TIME OF DAY
1 -	34.884	21.589	56.473	77.00	4.197	10:04:21.841
2 -	32.378	21.099	53.477	81.31	1.201	10:05:15.318
3 -	32.817	21.136	53.953	80.59	1.677	10:06:09.271
4 -	31.896	21.306	53.202	81.73	0.926	10:07:02.473
5 -	32.193	20.953	53.146	81.82	0.870	10:07:55.619
6 -	31.945	21.036	52.981	82.07	0.705	10:08:48.600
7 -	31.935	20.743	52.678	82.55	0.402	10:09:41.278
8 -	31.810	20.805	52.615 (3)	82.64	0.339	10:10:33.893
9 -	31.948	21.433	53.381	81.46	1.105	10:11:27.274
10 -	31.895	20.855	52.750	82.43	0.474	10:12:20.024
11 -	31.592	20.684	52.276 (1)	83.18		10:13:12.300
12 -	31.308	21.064	52.372 (2)	83.03	0.096	10:14:04.672

P25	90	James COYLE	Triumph -			
IDEAL LAP TIME : 52.595		BEST LAP TIME : 52.672	DIFFERENCE : 0.077			
LAP	SECTOR 1	SECTOR 2	LAP TIME	MPH	DIFF	TIME OF DAY
1 -	35.463	22.361	57.824	75.20	5.152	10:04:18.156
2 -	33.237	21.378	54.615	79.62	1.943	10:05:12.771
3 -	32.925	21.183	54.108	80.36	1.436	10:06:06.879
4 -	31.882	20.941	52.823	82.32	0.151	10:06:59.702
5 -	31.928	21.215	53.143	81.82	0.471	10:07:52.845
6 -	32.590	20.903	53.493	81.29	0.821	10:08:46.338
7 -	32.593	21.127	53.720	80.94	1.048	10:09:40.058
8 -	31.959	20.713	52.672 (1)	82.56		10:10:32.730
9 -	32.956	21.496	54.452	79.86	1.780	10:11:27.182

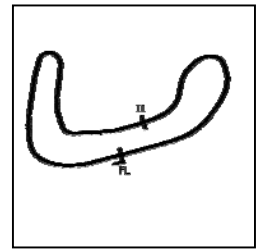
Weather / Track : Cloudy / Dry

Brands Hatch Indy
Circuit Length = 1.2079 miles
Start: 10:02 Flag 10:16 End: 10:17

BMCRC - MRO Championships 2017 - Rnd 8 @ Brands Hatch Indy

Team Respro MRO 600 inc Clubman 600

QUALIFYING - SECTOR ANALYSIS



SECTOR 1 = FL to I1, SECTOR 2 = I1 to FL, DIFF = Difference To Personal Best Lap, P = Crossed Finish Line in Pit Lane, D = Time Disallowed

10 -	32.199	20.916	53.115	81.87	0.443	10:12:20.297
11 -	35.238	21.389	56.627	76.79	3.955	10:13:16.924
12 -	32.022	20.777	52.799 (3)	82.36	0.127	10:14:09.723
13 -	31.922	20.805	52.727 (2)	82.47	0.055	10:15:02.450
14 -	32.172	21.197	53.369	81.48	0.697	10:15:55.819

P26	97 C	Sam GRAHAM	Honda -			
IDEAL LAP TIME : 52.895		BEST LAP TIME : 52.946	DIFFERENCE : 0.051			
LAP	SECTOR 1	SECTOR 2	LAP TIME	MPH	DIFF	TIME OF DAY

1 -	34.535	21.847	56.382	77.12	3.436	10:04:10.764
2 -	33.761	21.421	55.182	78.80	2.236	10:05:05.946
3 -	32.313	21.699	54.012	80.51	1.066	10:05:59.958
4 -	32.639	21.351	53.990	80.54	1.044	10:06:53.948
5 -	32.251	21.288	53.539 (2)	81.22	0.593	10:07:47.487
6 -	34.658	21.570	56.228	77.33	3.282	10:08:43.715
7 -	32.062	20.884	52.946 (1)	82.13		10:09:36.661
8 -	32.900	20.833	53.733	80.92	0.787	10:10:30.394
9 -	32.304	21.379	53.683 (3)	81.00	0.737	10:11:24.077

P27	147 C	Sean CHASTON	Yamaha - Hyside Motorcycles			
IDEAL LAP TIME : 53.283		BEST LAP TIME : 53.283	DIFFERENCE : 0.000			
LAP	SECTOR 1	SECTOR 2	LAP TIME	MPH	DIFF	TIME OF DAY

1 -	35.518	22.518	58.036	74.92	4.753	10:04:17.999
2 -	34.033	22.054	56.087	77.53	2.804	10:05:14.086
3 -	33.327	21.884	55.211 (3)	78.76	1.928	10:06:09.297
4 -	32.394	21.123	53.517 (2)	81.25	0.234	10:07:02.814
5 -	32.246	21.037	53.283 (1)	81.61		10:07:56.097

P28	51 C	Andrew DURANT	Honda -			
IDEAL LAP TIME : 53.355		BEST LAP TIME : 53.502	DIFFERENCE : 0.147			
LAP	SECTOR 1	SECTOR 2	LAP TIME	MPH	DIFF	TIME OF DAY

1 -	35.344	22.188	57.532	75.58	4.030	10:04:16.877
2 -	34.597	22.502	57.099	76.15	3.597	10:05:13.976
3 -	33.212	22.005	55.217	78.75	1.715	10:06:09.193
4 -	33.617	21.658	55.275	78.67	1.773	10:07:04.468
5 -	32.787	21.308	54.095	80.38	0.593	10:07:58.563
6 -	32.993	21.257	54.250	80.15	0.748	10:08:52.813
7 -	32.617	21.494	54.111	80.36	0.609	10:09:46.924
8 -	32.695	21.349	54.044	80.46	0.542	10:10:40.968
9 -	32.665	21.688	54.353	80.00	0.851	10:11:35.321
10 -	32.600	21.436	54.036 (3)	80.47	0.534	10:12:29.357
11 -	33.967	21.413	55.380	78.52	1.878	10:13:24.737
12 -	32.670	21.197	53.867 (2)	80.72	0.365	10:14:18.604
13 -	32.158	21.344	53.502 (1)	81.27		10:15:12.106
14 -	32.527	21.832	54.359	79.99	0.857	10:16:06.465
15 -	32.868	21.415	54.283	80.10	0.781	10:17:00.748

P29	83	Talan SKEELS-PIGGINS	Suzuki - McMillan Williams			
IDEAL LAP TIME : 53.488		BEST LAP TIME : 53.516	DIFFERENCE : 0.028			
LAP	SECTOR 1	SECTOR 2	LAP TIME	MPH	DIFF	TIME OF DAY

1 -	OUTLAP	24.634	1:07.101	64.80	13.585	10:04:02.274
2 -	36.509	23.537	1:00.046	72.42	6.530	10:05:02.320
3 -	34.974	23.051	58.025	74.94	4.509	10:06:00.345
4 -	34.250	22.345	56.595	76.83	3.079	10:06:56.940
5 -	34.086	IN PIT	2:35.267	P	28.00	1:41.751
6 -	OUTLAP	22.069	1:00.442	71.94	6.926	10:10:32.649
7 -	32.819	22.257	55.076	78.95	1.560	10:11:27.725
8 -	32.702	21.478	54.180	80.26	0.664	10:12:21.905
9 -	32.531	21.659	54.190	80.24	0.674	10:13:16.095
10 -	32.139	21.377	53.516 (1)	81.25		10:14:09.611

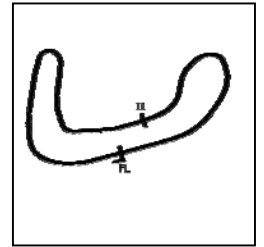
Weather / Track : Cloudy / Dry

Brands Hatch Indy
Circuit Length = 1.2079 miles
Start: 10:02 Flag 10:16 End: 10:17

BMCRC - MRO Championships 2017 - Rnd 8 @ Brands Hatch Indy

Team Respro MRO 600 inc Clubman 600

QUALIFYING - SECTOR ANALYSIS



SECTOR 1 = FL to I1, SECTOR 2 = I1 to FL, DIFF = Difference To Personal Best Lap, P = Crossed Finish Line in Pit Lane, D = Time Disallowed

11 -	32.111	21.721	53.832 (3)	80.78	0.316	10:15:03.443
12 -	32.314	21.489	53.803 (2)	80.82	0.287	10:15:57.246
13 -	32.315	21.751	54.066	80.43	0.550	10:16:51.312

P30 179	Lee SILVAIN	Yamaha -
IDEAL LAP TIME : 53.661	BEST LAP TIME : 53.894	DIFFERENCE : 0.233

LAP	SECTOR 1	SECTOR 2	LAP TIME	MPH	DIFF	TIME OF DAY
1 -	34.399	22.192	56.591	76.84	2.697	10:04:10.649
2 -	33.897	22.154	56.051	77.58	2.157	10:05:06.700
3 -	33.342	22.085	55.427	78.45	1.533	10:06:02.127
4 -	32.998	22.115	55.113	78.90	1.219	10:06:57.240
5 -	33.292	21.350	54.642	79.58	0.748	10:07:51.882
6 -	32.311	21.618	53.929 (2)	80.63	0.035	10:08:45.811
7 -	32.794	21.526	54.320 (3)	80.05	0.426	10:09:40.131
8 -	33.303	21.994	55.297	78.64	1.403	10:10:35.428
9 -	32.524	21.370	53.894 (1)	80.68		10:11:29.322
10 -	35.406	21.790	57.196	76.02	3.302	10:12:26.518

Weather / Track : Cloudy / Dry

Results can be found at www.tsl-timing.com

Brands Hatch Indy
 Circuit Length = 1.2079 miles
 Start: 10:02 Flag 10:16 End: 10:17

Printed - 10:17 Saturday, 26 August 2017

BMCRC - MRO Championships 2017 - Rnd 8 @ Brands Hatch Indy

Team Respro MRO 600 inc Clubman 600

QUALIFYING - BEST SECTORS

SECTOR 1			SECTOR 2			IDEAL / BEST COMPARISON						
POS	NO	NAME	TIME	NO	NAME	TIME	POS	NO	NAME	IDEAL	BEST	DIFF
									PERFECT LAP	48.514		
1	27	WICKEN	29.140	14	BURRAGE	19.374	1	14	BURRAGE	48.587	48.731	0.144
2	14	BURRAGE	29.213	44	PLATTON	19.449	2	27	WICKEN	48.650	48.687	0.037
3	44	PLATTON	29.342	27	WICKEN	19.510	3	44	PLATTON	48.791	48.791	0.000
4	127	TINKLER	29.381	32	PIPER	19.547	4	127	TINKLER	48.933	49.035	0.102
5	86	SHOUBRIDGE	29.412	127	TINKLER	19.552	5	32	PIPER	49.069	49.187	0.118
6	10	WILBY	29.426	10	WILBY	19.654	6	10	WILBY	49.080	49.082	0.002
7	53	SIGGS	29.518	46	ROWLINGS	19.669	7	86	SHOUBRIDGE	49.103	49.215	0.112
8	32	PIPER	29.522	86	SHOUBRIDGE	19.691	8	226	HARTGROVE	49.244	49.268	0.024
9	226	HARTGROVE	29.540	226	HARTGROVE	19.704	9	53	SIGGS	49.264	49.264	0.000
10	184	TWYFORD	29.540	184	TWYFORD	19.738	10	184	TWYFORD	49.278	49.341	0.063
11	81	DUFFETT	29.674	53	SIGGS	19.746	11	46	ROWLINGS	49.499	49.513	0.014
12	777	WILLIAMS	29.693	40	SHELVEY	19.826	12	777	WILLIAMS	49.576	49.711	0.135
13	46	ROWLINGS	29.830	777	WILLIAMS	19.883	13	81	DUFFETT	49.698	49.834	0.136
14	56	MILLS	29.933	82	SMITH	19.948	14	82	SMITH	49.913	49.997	0.084
15	82	SMITH	29.965	56	MILLS	20.005	15	56	MILLS	49.938	49.938	0.000
16	17	BAKER	30.022	81	DUFFETT	20.024	16	40	SHELVEY	50.112	50.182	0.070
17	11	HARVEY	30.045	199	COLLINS	20.067	17	17	BAKER	50.126	50.314	0.188
18	144	NEWMAN	30.085	17	BAKER	20.104	18	11	HARVEY	50.156	50.315	0.159
19	40	SHELVEY	30.286	11	HARVEY	20.111	19	144	NEWMAN	50.232	50.331	0.099
20	199	COLLINS	30.526	144	NEWMAN	20.147	20	199	COLLINS	50.593	50.593	0.000
21	43	CLARK	30.805	62	PATERSON	20.568	21	62	PATERSON	51.541	51.541	0.000
22	16	SHOTTON	30.867	7	MOORE	20.684	22	16	SHOTTON	51.604	51.604	0.000
23	62	PATERSON	30.973	90	COYLE	20.713	23	43	CLARK	51.616	51.744	0.128
24	7	MOORE	31.308	16	SHOTTON	20.737	24	7	MOORE	51.992	52.276	0.284
25	90	COYLE	31.882	43	CLARK	20.811	25	90	COYLE	52.595	52.672	0.077
26	97	GRAHAM	32.062	97	GRAHAM	20.833	26	97	GRAHAM	52.895	52.946	0.051
27	83	SKEELS-PIGGINS	32.111	147	CHASTON	21.037	27	147	CHASTON	53.283	53.283	0.000
28	51	DURANT	32.158	51	DURANT	21.197	28	51	DURANT	53.355	53.502	0.147
29	147	CHASTON	32.246	179	SILVAIN	21.350	29	83	SKEELS-PIGGINS	53.488	53.516	0.028
30	179	SILVAIN	32.311	83	SKEELS-PIGGINS	21.377	30	179	SILVAIN	53.661	53.894	0.233

Weather / Track : Cloudy / Dry

Results can be found at www.tsl-timing.com

Brands Hatch Indy
Circuit Length = 1.2079 miles
Start: 10:02 Flag 10:16 End: 10:17

Printed - 10:18 Saturday, 26 August 2017

BMCRC - MRO Championships 2017 - Rnd 8 @ Brands Hatch Indy

Team Respro MRO 600 inc Clubman 600

RACE 4 - GRID (12 Laps)

ROW 11	33	53.516	83 Talan SKEELS-PIGGINS	32	50 Kris MURPHY	31	9 Duncan GROVE		
ROW 10	30		6 Conor WHEELER	29	53.894	179 Lee SILVAIN	28	53.502	51 Andrew DURANT
ROW 9	27	53.283	147 Sean CHASTON	26	52.946	97 Sam GRAHAM	25	52.672	90 James COYLE
ROW 8	24	52.276	7 Adam MOORE	23	51.744	43 Jon CLARK	22	51.604	16 Ollie SHOTTON
ROW 7	21	51.541	62 Charlie PATERSON	20	50.593	199 Lloyd COLLINS	19	50.331	144 Tom NEWMAN
ROW 6	18	50.315	11 Josh HARVEY	17	50.314	17 Philip BAKER	16	50.182	40 David SHELVEY
ROW 5	15	49.997	82 Andrew SMITH	14	49.938	56 Michael MILLS	13	49.834	81 Liam DUFFETT
ROW 4	12	49.711	777 Mason WILLIAMS	11	49.513	46 Harry ROWLINGS	10	49.341	184 David TWYFORD
ROW 3	9	49.268	226 Adam HARTGROVE	8	49.264	53 Jason SIGGS	7	49.215	86 David SHOUBRIDGE
ROW 2	6	49.187	32 Mark PIPER	5	49.082	10 Paul WILBY	4	49.035	127 David TINKLER
ROW 1	3	48.791	44 Hayden PLATTON	2	48.731	14 Chris BURRAGE	1	48.687	27 Stuart WICKEN
Pole									

Brands Hatch Indy
Circuit Length = 1.2079 miles

These results are provisional until the conclusion of any judicial and technical matters.

Clerk Of Course :	Timekeeper :
-------------------	--------------

Results can be found at www.tsl-timing.com

Printed - 10:18 Saturday, 26 August 2017



BMCRC - MRO Championships 2017 - Rnd 8 @ Brands Hatch Indy

Team Respro MRO 600 inc Clubman 600

RACE 4 - CLASSIFICATION

POS	NO	CL	PIC NAME	ENTRY	LAPS	TIME	GAP	DIFF	MPH	BEST	ON
1	14		1 Chris BURRAGE	Yamaha - Seton tuning	12	9:51.316			88.24	48.606	10
2	10	C	1 Paul WILBY	Kawasaki - MOREMOTO	12	9:57.020	5.704	5.704	87.40	49.071	4
3	226		2 Adam HARTGROVE	Yamaha - Technical lifting services limited	12	9:57.373	6.057	0.353	87.35	49.013	4
4	86	C	2 David SHOUBRIDGE	Kawasaki -	12	9:59.515	8.199	2.142	87.04	48.930	10
5	184		3 David TWYFORD	Yamaha -	12	10:06.896	15.580	7.381	85.98	49.645	4
6	777	C	3 Mason WILLIAMS	Yamaha - MoreMoto	12	10:07.315	15.999	0.419	85.92	49.475	8
7	11		4 Josh HARVEY	Yamaha - NR Racing	12	10:07.516	16.200	0.201	85.89	49.550	9
8	46		5 Harry ROWLINGS	Triumph - Bernard Elliott racing / Steve Jordan moto	12	10:07.574	16.258	0.058	85.88	49.629	9
9	32		6 Mark PIPER	Yamaha -	12	10:07.846	16.530	0.272	85.84	49.040	11
10	82	C	4 Andrew SMITH	Suzuki - 5 Club Racing / Challenger Communication	12	10:08.703	17.387	0.857	85.72	49.785	10
11	17*	C	5 Philip BAKER	Triumph - Ashford accident repair center	12	10:12.253	20.937	3.550	85.23	49.471	8
12	56	C	6 Michael MILLS	Yamaha - A51 Racing	12	10:15.907	24.591	3.654	84.72	50.551	5
13	81	C	7 Liam DUFFETT	Kawasaki - MFM Track Bikes	12	10:16.059	24.743	0.152	84.70	50.421	12
14	144	C	8 Tom NEWMAN	Triumph - Leeway Building Services & David Bedwe	12	10:16.395	25.079	0.336	84.65	50.476	8
15	40		7 David SHELVEY	Suzuki - ymark.com	12	10:24.713	33.397	8.318	83.53	50.593	10
16	43	C	9 Jon CLARK	Triumph - RJC Motor Services	12	10:27.878	36.562	3.165	83.11	51.243	4
17	90		8 James COYLE	Triumph -	12	10:31.480	40.164	3.602	82.63	51.512	4
18	97	C	10 Sam GRAHAM	Honda -	12	10:34.623	43.307	3.143	82.22	51.836	7
19	147	C	11 Sean CHASTON	Yamaha - Hyside Motorcycles	12	10:34.733	43.417	0.110	82.21	51.674	9
20	83		9 Talan SKEELS-PIGGINS	Suzuki - McMillan Williams	11	9:51.478	1 Lap	1 Lap	80.87	52.429	10
21	7		10 Adam MOORE	Triumph -	11	9:56.094	1 Lap	4.616	80.24	52.191	11
22	51	C	12 Andrew DURANT	Honda -	11	10:02.909	1 Lap	6.815	79.33	53.166	3

NOT CLASSIFIED

DNF	53	C	Jason SIGGS	Yamaha - J Siggs Construction	8	6:47.796	4 Laps	3 Laps	85.30	49.857	7
DNF	16	C	Ollie SHOTTON	Kawasaki -	8	7:06.964	4 Laps	19.168	81.47	51.772	6
DNF	199		Lloyd COLLINS	Honda - Warren Drives	4	3:34.495	8 Laps	4 Laps	81.09	51.094	4
DNF	44		Hayden PLATTON	Kawasaki - NR Racing	1	53.889	11 Laps	3 Laps	80.69		
DNF	27		Stuart WICKENS	Triumph -	1	54.077	11 Laps	0.188	80.41		
DNF	127		David TINKLER	Yamaha - alltrades / Tinkler M/C's	1	54.139	11 Laps	0.062	80.32		
DNF	179		Lee SILVAIN	Yamaha -	0						

FASTEST LAP

14			Chris BURRAGE	Yamaha - Seton tuning	10	48.606		89.46 mph	143.98 kph
86	C		David SHOUBRIDGE	Kawasaki -	10	48.930		88.87 mph	143.02 kph

* No. 17 - 5 second penalty - yellow flag infringement
 Class - 90% of Race Speed = 79.41 mph
 Class C - 90% of Race Speed = 78.66 mph

Brands Hatch Indy
 Circuit Length = 1.2079 miles
 Start: 12:49 Flag 12:58 End: 12:59

Weather / Track : Sunny / Dry

These results are provisional until the conclusion of any judicial and technical matters.

Clerk Of Course :	Timekeeper :
-------------------	--------------

Results can be found at www.tsl-timing.com

Printed - 15:29 Saturday, 26 August 2017



BMCRC - MRO Championships 2017 - Rnd 8 @ Brands Hatch Indy

Team Respro MRO 600 inc Clubman 600

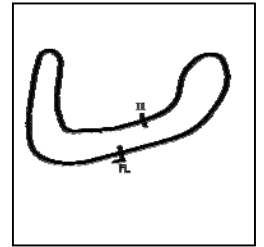
RACE 4 - LAP CHART

147 43.417 51.798

BMCRC - MRO Championships 2017 - Rnd 8 @ Brands Hatch Indy

Team Respro MRO 600 inc Clubman 600

RACE 4 - SECTOR ANALYSIS



SECTOR 1 = FL to I1, SECTOR 2 = I1 to FL, DIFF = Difference To Personal Best Lap, P = Crossed Finish Line in Pit Lane, D = Time Disallowed

P1 14		Chris BURRAGE		Yamaha - Seton tuning			
IDEAL LAP TIME : 48.583		BEST LAP TIME : 48.606		DIFFERENCE : 0.023			
LAP	SECTOR 1	SECTOR 2	LAP TIME	MPH	DIFF	TIME OF DAY	
1 -		19.634	53.710	80.96	5.104	12:50:01.363	
2 -	29.677	19.585	49.262	88.27	0.656	12:50:50.625	
3 -	29.123	19.786	48.909	88.91	0.303	12:51:39.534	
4 -	29.310	19.600	48.910	88.91	0.304	12:52:28.444	
5 -	29.218	19.638	48.856	89.00	0.250	12:53:17.300	
6 -	29.239	19.548	48.787 (3)	89.13	0.181	12:54:06.087	
7 -	29.332	19.572	48.904	88.92	0.298	12:54:54.991	
8 -	29.248	19.662	48.910	88.91	0.304	12:55:43.901	
9 -	29.134	19.571	48.705 (2)	89.28	0.099	12:56:32.606	
10 -	29.146	19.460	48.606 (1)	89.46		12:57:21.212	
11 -	29.260	19.544	48.804	89.10	0.198	12:58:10.016	
12 -	29.304	19.649	48.953	88.83	0.347	12:58:58.969	

P2 10 C		Paul WILBY		Kawasaki - MOREMOTO			
IDEAL LAP TIME : 49.002		BEST LAP TIME : 49.071		DIFFERENCE : 0.069			
LAP	SECTOR 1	SECTOR 2	LAP TIME	MPH	DIFF	TIME OF DAY	
1 -		19.639	54.449	79.86	5.378	12:50:02.102	
2 -	30.146	19.613	49.759	87.39	0.688	12:50:51.861	
3 -	29.520	19.693	49.213	88.36	0.142	12:51:41.074	
4 -	29.396	19.675	49.071 (1)	88.61		12:52:30.145	
5 -	29.426	19.842	49.268	88.26	0.197	12:53:19.413	
6 -	29.426	19.730	49.156 (2)	88.46	0.085	12:54:08.569	
7 -	29.546	19.714	49.260	88.27	0.189	12:54:57.829	
8 -	29.683	19.794	49.477	87.89	0.406	12:55:47.306	
9 -	29.618	19.800	49.418	87.99	0.347	12:56:36.724	
10 -	29.634	19.902	49.536	87.78	0.465	12:57:26.260	
11 -	29.389	19.813	49.202 (3)	88.38	0.131	12:58:15.462	
12 -	29.424	19.787	49.211	88.36	0.140	12:59:04.673	

P3 226		Adam HARTGROVE		Yamaha - Technical lifting services limited			
IDEAL LAP TIME : 48.894		BEST LAP TIME : 49.013		DIFFERENCE : 0.119			
LAP	SECTOR 1	SECTOR 2	LAP TIME	MPH	DIFF	TIME OF DAY	
1 -		19.535	54.929	79.16	5.916	12:50:02.582	
2 -	29.863	19.626	49.489	87.87	0.476	12:50:52.071	
3 -	29.669	19.503	49.172 (2)	88.43	0.159	12:51:41.243	
4 -	29.430	19.583	49.013 (1)	88.72		12:52:30.256	
5 -	29.433	19.841	49.274	88.25	0.261	12:53:19.530	
6 -	29.468	19.729	49.197 (3)	88.39	0.184	12:54:08.727	
7 -	29.558	19.755	49.313	88.18	0.300	12:54:58.040	
8 -	29.604	19.798	49.402	88.02	0.389	12:55:47.442	
9 -	29.604	19.753	49.357	88.10	0.344	12:56:36.799	
10 -	29.715	19.836	49.551	87.76	0.538	12:57:26.350	
11 -	29.391	20.026	49.417	87.99	0.404	12:58:15.767	
12 -	29.516	19.743	49.259	88.28	0.246	12:59:05.026	

P4 86 C		David SHOUBRIDGE		Kawasaki -			
IDEAL LAP TIME : 48.930		BEST LAP TIME : 48.930		DIFFERENCE : 0.000			
LAP	SECTOR 1	SECTOR 2	LAP TIME	MPH	DIFF	TIME OF DAY	
1 -		20.234	55.667	78.11	6.737	12:50:03.320	
2 -	30.273	20.313	50.586	85.96	1.656	12:50:53.906	
3 -	29.783	19.847	49.630	87.62	0.700	12:51:43.536	
4 -	29.607	19.750	49.357	88.10	0.427	12:52:32.893	
5 -	29.494	19.783	49.277 (3)	88.24	0.347	12:53:22.170	
6 -	29.643	19.679	49.322	88.16	0.392	12:54:11.492	
7 -	29.787	19.702	49.489	87.87	0.559	12:55:00.981	
8 -	29.671	19.801	49.472	87.90	0.542	12:55:50.453	
9 -	29.509	19.810	49.319	88.17	0.389	12:56:39.772	

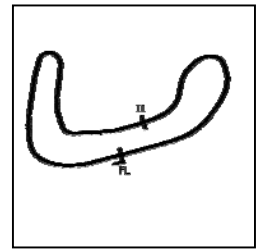
Weather / Track : Sunny / Dry

Brands Hatch Indy
Circuit Length = 1.2079 miles
Start: 12:49 Flag 12:58 End: 12:59

BMCRC - MRO Championships 2017 - Rnd 8 @ Brands Hatch Indy

Team Respro MRO 600 inc Clubman 600

RACE 4 - SECTOR ANALYSIS



SECTOR 1 = FL to I1, SECTOR 2 = I1 to FL, DIFF = Difference To Personal Best Lap, P = Crossed Finish Line in Pit Lane, D = Time Disallowed

10 -	29.282	19.648	48.930 (1)	88.87		12:57:28.702
11 -	29.351	19.745	49.096 (2)	88.57	0.166	12:58:17.798
12 -	29.633	19.737	49.370	88.08	0.440	12:59:07.168

P5	184	David TWYFORD	Yamaha -
IDEAL LAP TIME : 49.449		BEST LAP TIME : 49.645	DIFFERENCE : 0.196

LAP	SECTOR 1	SECTOR 2	LAP TIME	MPH	DIFF	TIME OF DAY
1 -		20.283	56.051	77.58	6.406	12:50:03.704
2 -	30.372	20.355	50.727	85.72	1.082	12:50:54.431
3 -	29.730	20.011	49.741 (3)	87.42	0.096	12:51:44.172
4 -	29.518	20.127	49.645 (1)	87.59		12:52:33.817
5 -	29.688	20.033	49.721 (2)	87.46	0.076	12:53:23.538
6 -	29.812	20.240	50.052	86.88	0.407	12:54:13.590
7 -	29.748	20.170	49.918	87.11	0.273	12:55:03.508
8 -	29.918	20.193	50.111	86.77	0.466	12:55:53.619
9 -	29.889	20.243	50.132	86.74	0.487	12:56:43.751
10 -	30.125	20.086	50.211	86.60	0.566	12:57:33.962
11 -	30.052	19.931	49.983	87.00	0.338	12:58:23.945
12 -	30.465	20.139	50.604	85.93	0.959	12:59:14.549

P6	17 C	Philip BAKER	Triumph - Ashford accident repair center
IDEAL LAP TIME : 49.471		BEST LAP TIME : 49.471	DIFFERENCE : 0.000

LAP	SECTOR 1	SECTOR 2	LAP TIME	MPH	DIFF	TIME OF DAY
1 -		20.235	56.790	76.57	7.319	12:50:04.443
2 -	30.594	19.849	50.443	86.20	0.972	12:50:54.886
3 -	30.329	19.889	50.218	86.59	0.747	12:51:45.104
4 -	29.836	20.006	49.842	87.24	0.371	12:52:34.946
5 -	29.915	20.398	50.313	86.43	0.842	12:53:25.259
6 -	29.882	19.877	49.759 (3)	87.39	0.288	12:54:15.018
7 -	29.815	19.898	49.713 (2)	87.47	0.242	12:55:04.731
8 -	29.687	19.784	49.471 (1)	87.90		12:55:54.202
9 -	29.860	19.911	49.771	87.37	0.300	12:56:43.973
10 -	30.448	19.858	50.306	86.44	0.835	12:57:34.279
11 -	30.112	19.965	50.077	86.83	0.606	12:58:24.356
12 -	30.066	20.484	50.550	86.02	1.079	12:59:14.906

P7	777 C	Mason WILLIAMS	Yamaha - MoreMoto
IDEAL LAP TIME : 49.467		BEST LAP TIME : 49.475	DIFFERENCE : 0.008

LAP	SECTOR 1	SECTOR 2	LAP TIME	MPH	DIFF	TIME OF DAY
1 -		20.167	56.525	76.93	7.050	12:50:04.178
2 -	31.090	19.820	50.910	85.41	1.435	12:50:55.088
3 -	30.349	19.845	50.194	86.63	0.719	12:51:45.282
4 -	29.837	20.001	49.838	87.25	0.363	12:52:35.120
5 -	29.932	20.151	50.083	86.82	0.608	12:53:25.203
6 -	29.708	19.918	49.626 (2)	87.62	0.151	12:54:14.829
7 -	29.696	19.947	49.643 (3)	87.59	0.168	12:55:04.472
8 -	29.704	19.771	49.475 (1)	87.89		12:55:53.947
9 -	29.762	20.079	49.841	87.24	0.366	12:56:43.788
10 -	30.359	20.001	50.360	86.35	0.885	12:57:34.148
11 -	29.785	20.076	49.861	87.21	0.386	12:58:24.009
12 -	30.569	20.390	50.959	85.33	1.484	12:59:14.968

P8	11	Josh HARVEY	Yamaha - NR Racing
IDEAL LAP TIME : 49.459		BEST LAP TIME : 49.550	DIFFERENCE : 0.091

LAP	SECTOR 1	SECTOR 2	LAP TIME	MPH	DIFF	TIME OF DAY
1 -		20.208	56.886	76.44	7.336	12:50:04.539
2 -	30.861	19.823	50.684	85.79	1.134	12:50:55.223
3 -	30.394	19.783	50.177	86.66	0.627	12:51:45.400
4 -	30.142	19.824	49.966	87.03	0.416	12:52:35.366
5 -	29.975	19.992	49.967	87.02	0.417	12:53:25.333

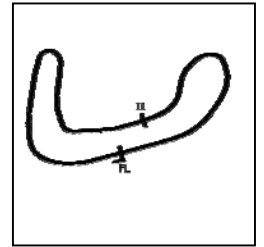
Weather / Track : Sunny / Dry

Brands Hatch Indy
Circuit Length = 1.2079 miles
Start: 12:49 Flag 12:58 End: 12:59

BMCRC - MRO Championships 2017 - Rnd 8 @ Brands Hatch Indy

Team Respro MRO 600 inc Clubman 600

RACE 4 - SECTOR ANALYSIS



SECTOR 1 = FL to I1, SECTOR 2 = I1 to FL, DIFF = Difference To Personal Best Lap, P = Crossed Finish Line in Pit Lane, D = Time Disallowed

6 -	30.048	19.821	49.869	87.20	0.319	12:54:15.202
7 -	30.037	19.750	49.787 (3)	87.34	0.237	12:55:04.989
8 -	30.448	19.893	50.341	86.38	0.791	12:55:55.330
9 -	29.709	19.841	49.550 (1)	87.76		12:56:44.880
10 -	29.915	19.851	49.766 (2)	87.38	0.216	12:57:34.646
11 -	29.946	20.093	50.039	86.90	0.489	12:58:24.685
12 -	30.196	20.288	50.484	86.13	0.934	12:59:15.169

P9	46	Harry ROWLINGS	Triumph - Bernard Elliott racing / Steve Jordan motorcycles			
IDEAL LAP TIME : 49.597		BEST LAP TIME : 49.629	DIFFERENCE : 0.032			

LAP	SECTOR 1	SECTOR 2	LAP TIME	MPH	DIFF	TIME OF DAY
1 -		20.210	56.328	77.20	6.699	12:50:03.981
2 -	30.809	19.970	50.779	85.63	1.150	12:50:54.760
3 -	30.223	19.874	50.097	86.80	0.468	12:51:44.857
4 -	30.422	19.885	50.307	86.44	0.678	12:52:35.164
5 -	30.339	19.897	50.236	86.56	0.607	12:53:25.400
6 -	30.227	19.662	49.889 (3)	87.16	0.260	12:54:15.289
7 -	30.120	19.781	49.901	87.14	0.272	12:55:05.190
8 -	30.381	19.834	50.215	86.59	0.586	12:55:55.405
9 -	29.935	19.694	49.629 (1)	87.62		12:56:45.034
10 -	29.997	19.689	49.686 (2)	87.52	0.057	12:57:34.720
11 -	30.052	19.946	49.998	86.97	0.369	12:58:24.718
12 -	30.393	20.116	50.509	86.09	0.880	12:59:15.227

P10	32	Mark PIPER	Yamaha -			
IDEAL LAP TIME : 48.937		BEST LAP TIME : 49.040	DIFFERENCE : 0.103			

LAP	SECTOR 1	SECTOR 2	LAP TIME	MPH	DIFF	TIME OF DAY
1 -		20.302	57.545	75.56	8.505	12:50:05.198
2 -	30.911	20.107	51.018	85.23	1.978	12:50:56.216
3 -	30.136	19.707	49.843	87.24	0.803	12:51:46.059
4 -	29.763	19.632	49.395 (3)	88.03	0.355	12:52:35.454
5 -	30.390	19.753	50.143	86.72	1.103	12:53:25.597
6 -	30.433	19.681	50.114	86.77	1.074	12:54:15.711
7 -	29.946	19.774	49.720	87.46	0.680	12:55:05.431
8 -	30.167	19.943	50.110	86.78	1.070	12:55:55.541
9 -	31.637	19.880	51.517	84.41	2.477	12:56:47.058
10 -	29.743	19.474	49.217 (2)	88.35	0.177	12:57:36.275
11 -	29.463	19.577	49.040 (1)	88.67		12:58:25.315
12 -	29.977	20.207	50.184	86.65	1.144	12:59:15.499

P11	82 C	Andrew SMITH	Suzuki - 5 Club Racing / Challenger Communications			
IDEAL LAP TIME : 49.734		BEST LAP TIME : 49.785	DIFFERENCE : 0.051			

LAP	SECTOR 1	SECTOR 2	LAP TIME	MPH	DIFF	TIME OF DAY
1 -		20.350	57.175	76.05	7.390	12:50:04.828
2 -	30.748	20.141	50.889	85.45	1.104	12:50:55.717
3 -	30.171	19.827	49.998	86.97	0.213	12:51:45.715
4 -	30.226	19.869	50.095	86.80	0.310	12:52:35.810
5 -	30.333	20.000	50.333	86.39	0.548	12:53:26.143
6 -	30.319	20.024	50.343	86.37	0.558	12:54:16.486
7 -	30.007	19.908	49.915 (2)	87.12	0.130	12:55:06.401
8 -	30.061	19.931	49.992	86.98	0.207	12:55:56.393
9 -	30.215	19.935	50.150	86.71	0.365	12:56:46.543
10 -	29.907	19.878	49.785 (1)	87.34		12:57:36.328
11 -	29.999	19.984	49.983 (3)	87.00	0.198	12:58:26.311
12 -	30.008	20.037	50.045	86.89	0.260	12:59:16.356

P12	56 C	Michael MILLS	Yamaha - A51 Racing			
IDEAL LAP TIME : 50.284		BEST LAP TIME : 50.551	DIFFERENCE : 0.267			

LAP	SECTOR 1	SECTOR 2	LAP TIME	MPH	DIFF	TIME OF DAY
1 -		20.624	57.963	75.02	7.412	12:50:05.616

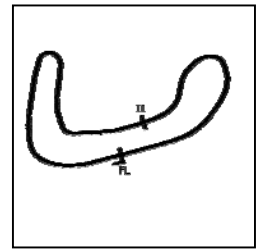
Weather / Track : Sunny / Dry

Brands Hatch Indy
Circuit Length = 1.2079 miles
Start: 12:49 Flag 12:58 End: 12:59

BMCRC - MRO Championships 2017 - Rnd 8 @ Brands Hatch Indy

Team Respro MRO 600 inc Clubman 600

RACE 4 - SECTOR ANALYSIS



SECTOR 1 = FL to I1, SECTOR 2 = I1 to FL, DIFF = Difference To Personal Best Lap, P = Crossed Finish Line in Pit Lane, D = Time Disallowed

2 -	31.056	20.171	51.227	84.88	0.676	12:50:56.843
3 -	30.512	20.048	50.560 (2)	86.00	0.009	12:51:47.403
4 -	30.434	20.130	50.564 (3)	86.00	0.013	12:52:37.967
5 -	30.443	20.108	50.551 (1)	86.02		12:53:28.518
6 -	30.706	20.270	50.976	85.30	0.425	12:54:19.494
7 -	30.414	20.173	50.587	85.96	0.036	12:55:10.081
8 -	30.455	20.217	50.672	85.81	0.121	12:56:00.753
9 -	30.630	20.282	50.912	85.41	0.361	12:56:51.665
10 -	30.437	20.274	50.711	85.75	0.160	12:57:42.376
11 -	30.332	20.261	50.593	85.95	0.042	12:58:32.969
12 -	30.236	20.355	50.591	85.95	0.040	12:59:23.560

P13 81 C		Liam DUFFETT		Kawasaki - MFM Track Bikes			
IDEAL LAP TIME : 50.291		BEST LAP TIME : 50.421		DIFFERENCE : 0.130			
LAP	SECTOR 1	SECTOR 2	LAP TIME	MPH	DIFF	TIME OF DAY	
1 -		20.503	57.460	75.67	7.039	12:50:05.113	
2 -	30.834	20.066	50.900	85.43	0.479	12:50:56.013	
3 -	30.306	20.202	50.508 (2)	86.09	0.087	12:51:46.521	
4 -	30.296	20.263	50.559	86.01	0.138	12:52:37.080	
5 -	30.389	20.313	50.702	85.76	0.281	12:53:27.782	
6 -	30.367	20.385	50.752	85.68	0.331	12:54:18.534	
7 -	30.464	20.478	50.942	85.36	0.521	12:55:09.476	
8 -	30.509	20.441	50.950	85.35	0.529	12:56:00.426	
9 -	30.848	20.471	51.319	84.73	0.898	12:56:51.745	
10 -	30.641	20.376	51.017	85.23	0.596	12:57:42.762	
11 -	30.225	20.304	50.529 (3)	86.06	0.108	12:58:33.291	
12 -	30.315	20.106	50.421 (1)	86.24		12:59:23.712	

P14 144 C		Tom NEWMAN		Triumph - Leeway Building Services & David Bedwell and Partnr			
IDEAL LAP TIME : 50.374		BEST LAP TIME : 50.476		DIFFERENCE : 0.102			
LAP	SECTOR 1	SECTOR 2	LAP TIME	MPH	DIFF	TIME OF DAY	
1 -		20.497	58.074	74.87	7.598	12:50:05.727	
2 -	31.174	20.292	51.466	84.49	0.990	12:50:57.193	
3 -	30.407	20.117	50.524 (3)	86.07	0.048	12:51:47.717	
4 -	30.364	20.302	50.666	85.82	0.190	12:52:38.383	
5 -	30.419	20.094	50.513 (2)	86.08	0.037	12:53:28.896	
6 -	30.524	20.189	50.713	85.74	0.237	12:54:19.609	
7 -	30.604	20.247	50.851	85.51	0.375	12:55:10.460	
8 -	30.280	20.196	50.476 (1)	86.15		12:56:00.936	
9 -	30.708	20.316	51.024	85.22	0.548	12:56:51.960	
10 -	30.762	20.121	50.883	85.46	0.407	12:57:42.843	
11 -	30.483	20.117	50.600	85.94	0.124	12:58:33.443	
12 -	30.419	20.186	50.605	85.93	0.129	12:59:24.048	

P15 40		David SHELVEY		Suzuki - ymark.com			
IDEAL LAP TIME : 50.593		BEST LAP TIME : 50.593		DIFFERENCE : 0.000			
LAP	SECTOR 1	SECTOR 2	LAP TIME	MPH	DIFF	TIME OF DAY	
1 -		20.946	58.548	74.27	7.955	12:50:06.201	
2 -	31.877	20.636	52.513	82.81	1.920	12:50:58.714	
3 -	31.303	20.903	52.206	83.29	1.613	12:51:50.920	
4 -	30.533	20.427	50.960	85.33	0.367	12:52:41.880	
5 -	30.785	20.867	51.652	84.19	1.059	12:53:33.532	
6 -	30.902	20.896	51.798	83.95	1.205	12:54:25.330	
7 -	30.882	20.656	51.538	84.37	0.945	12:55:16.868	
8 -	31.037	20.748	51.785	83.97	1.192	12:56:08.653	
9 -	31.031	20.598	51.629	84.22	1.036	12:57:00.282	
10 -	30.496	20.097	50.593 (1)	85.95		12:57:50.875	
11 -	30.548	20.105	50.653 (2)	85.85	0.060	12:58:41.528	
12 -	30.577	20.261	50.838 (3)	85.53	0.245	12:59:32.366	

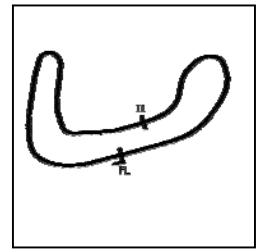
Weather / Track : Sunny / Dry

Brands Hatch Indy
Circuit Length = 1.2079 miles
Start: 12:49 Flag 12:58 End: 12:59

BMCRC - MRO Championships 2017 - Rnd 8 @ Brands Hatch Indy

Team Respro MRO 600 inc Clubman 600

RACE 4 - SECTOR ANALYSIS



SECTOR 1 = FL to I1, SECTOR 2 = I1 to FL, DIFF = Difference To Personal Best Lap, P = Crossed Finish Line in Pit Lane, D = Time Disallowed

P16 43 C		Jon CLARK		Triumph - RJC Motor Services			
IDEAL LAP TIME : 51.243		BEST LAP TIME : 51.243		DIFFERENCE : 0.000			
LAP	SECTOR 1	SECTOR 2	LAP TIME	MPH	DIFF	TIME OF DAY	
1 -		20.699	58.645	74.15	7.402	12:50:06.298	
2 -	31.473	20.739	52.212	83.28	0.969	12:50:58.510	
3 -	31.239	20.673	51.912	83.76	0.669	12:51:50.422	
4 -	30.768	20.475	51.243 (1)	84.86		12:52:41.665	
5 -	30.800	20.848	51.648	84.19	0.405	12:53:33.313	
6 -	30.895	20.744	51.639	84.21	0.396	12:54:24.952	
7 -	31.054	20.660	51.714	84.08	0.471	12:55:16.666	
8 -	30.934	20.853	51.787	83.97	0.544	12:56:08.453	
9 -	31.036	20.936	51.972	83.67	0.729	12:57:00.425	
10 -	31.177	20.727	51.904	83.78	0.661	12:57:52.329	
11 -	30.861	20.722	51.583 (2)	84.30	0.340	12:58:43.912	
12 -	30.983	20.636	51.619 (3)	84.24	0.376	12:59:35.531	

P17 90		James COYLE		Triumph -			
IDEAL LAP TIME : 51.455		BEST LAP TIME : 51.512		DIFFERENCE : 0.057			
LAP	SECTOR 1	SECTOR 2	LAP TIME	MPH	DIFF	TIME OF DAY	
1 -		20.700	59.350	73.26	7.838	12:50:07.003	
2 -	31.662	20.383	52.045	83.55	0.533	12:50:59.048	
3 -	31.598	20.541	52.139	83.40	0.627	12:51:51.187	
4 -	31.255	20.257	51.512 (1)	84.41		12:52:42.699	
5 -	31.639	20.580	52.219	83.27	0.707	12:53:34.918	
6 -	31.243	20.467	51.710 (2)	84.09	0.198	12:54:26.628	
7 -	31.416	20.372	51.788 (3)	83.96	0.276	12:55:18.416	
8 -	31.494	20.458	51.952	83.70	0.440	12:56:10.368	
9 -	31.479	20.573	52.052	83.54	0.540	12:57:02.420	
10 -	31.411	20.581	51.992	83.63	0.480	12:57:54.412	
11 -	31.198	20.599	51.797	83.95	0.285	12:58:46.209	
12 -	31.931	20.993	52.924	82.16	1.412	12:59:39.133	

P18 97 C		Sam GRAHAM		Honda -			
IDEAL LAP TIME : 51.613		BEST LAP TIME : 51.836		DIFFERENCE : 0.223			
LAP	SECTOR 1	SECTOR 2	LAP TIME	MPH	DIFF	TIME OF DAY	
1 -		21.189	1:00.209	72.22	8.373	12:50:07.862	
2 -	31.968	20.890	52.858	82.26	1.022	12:51:00.720	
3 -	32.003	20.696	52.699	82.51	0.863	12:51:53.419	
4 -	31.489	20.390	51.879 (2)	83.82	0.043	12:52:45.298	
5 -	31.824	20.689	52.513	82.81	0.677	12:53:37.811	
6 -	31.792	20.502	52.294	83.15	0.458	12:54:30.105	
7 -	31.223	20.613	51.836 (1)	83.89		12:55:21.941	
8 -	31.458	20.504	51.962	83.68	0.126	12:56:13.903	
9 -	31.448	20.680	52.128	83.42	0.292	12:57:06.031	
10 -	31.423	20.796	52.219	83.27	0.383	12:57:58.250	
11 -	31.555	20.576	52.131	83.41	0.295	12:58:50.381	
12 -	31.260	20.635	51.895 (3)	83.79	0.059	12:59:42.276	

P19 147 C		Sean CHASTON		Yamaha - Hyside Motorcycles			
IDEAL LAP TIME : 51.661		BEST LAP TIME : 51.674		DIFFERENCE : 0.013			
LAP	SECTOR 1	SECTOR 2	LAP TIME	MPH	DIFF	TIME OF DAY	
1 -		21.184	1:00.680	71.66	9.006	12:50:08.333	
2 -	32.775	20.921	53.696	80.98	2.022	12:51:02.029	
3 -	31.694	20.571	52.265	83.20	0.591	12:51:54.294	
4 -	31.476	20.426	51.902	83.78	0.228	12:52:46.196	
5 -	31.352	20.628	51.980	83.65	0.306	12:53:38.176	
6 -	31.594	20.628	52.222	83.27	0.548	12:54:30.398	
7 -	31.283	20.529	51.812 (3)	83.93	0.138	12:55:22.210	
8 -	31.708	20.633	52.341	83.08	0.667	12:56:14.551	
9 -	31.290	20.384	51.674 (1)	84.15		12:57:06.225	

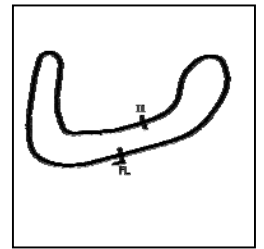
Weather / Track : Sunny / Dry

Brands Hatch Indy
Circuit Length = 1.2079 miles
Start: 12:49 Flag 12:58 End: 12:59

BMCRC - MRO Championships 2017 - Rnd 8 @ Brands Hatch Indy

Team Respro MRO 600 inc Clubman 600

RACE 4 - SECTOR ANALYSIS



SECTOR 1 = FL to I1, SECTOR 2 = I1 to FL, DIFF = Difference To Personal Best Lap, P = Crossed Finish Line in Pit Lane, D = Time Disallowed

10 -	31.365	20.773	52.138	83.40	0.464	12:57:58.363
11 -	31.510	20.715	52.225	83.26	0.551	12:58:50.588
12 -	31.277	20.521	51.798 (2)	83.95	0.124	12:59:42.386

P20 83		Talan SKEELS-PIGGINS		Suzuki - McMillan Williams		
IDEAL LAP TIME : 52.420		BEST LAP TIME : 52.429		DIFFERENCE : 0.009		
LAP	SECTOR 1	SECTOR 2	LAP TIME	MPH	DIFF	TIME OF DAY
1 -		21.405	1:01.656	70.52	9.227	12:50:09.309
2 -	32.506	21.369	53.875	80.71	1.446	12:51:03.184
3 -	31.974	21.344	53.318	81.55	0.889	12:51:56.502
4 -	31.927	21.278	53.205	81.73	0.776	12:52:49.707
5 -	31.799	21.236	53.035	81.99	0.606	12:53:42.742
6 -	31.438	21.189	52.627 (2)	82.63	0.198	12:54:35.369
7 -	31.593	21.050	52.643 (3)	82.60	0.214	12:55:28.012
8 -	31.685	21.165	52.850	82.28	0.421	12:56:20.862
9 -	31.955	21.181	53.136	81.83	0.707	12:57:13.998
10 -	31.447	20.982	52.429 (1)	82.94		12:58:06.427
11 -	31.660	21.044	52.704	82.50	0.275	12:58:59.131

P21 7		Adam MOORE		Triumph -		
IDEAL LAP TIME : 52.082		BEST LAP TIME : 52.191		DIFFERENCE : 0.109		
LAP	SECTOR 1	SECTOR 2	LAP TIME	MPH	DIFF	TIME OF DAY
1 -		21.657	1:06.441	65.44	14.250	12:50:14.094
2 -	33.091	21.214	54.305	80.07	2.114	12:51:08.399
3 -	32.265	21.175	53.440	81.37	1.249	12:52:01.839
4 -	31.975	21.091	53.066	81.94	0.875	12:52:54.905
5 -	32.297	21.051	53.348	81.51	1.157	12:53:48.253
6 -	32.514	20.978	53.492	81.29	1.301	12:54:41.745
7 -	31.557	20.858	52.415	82.96	0.224	12:55:34.160
8 -	31.788	21.142	52.930	82.15	0.739	12:56:27.090
9 -	31.449	20.808	52.257 (3)	83.21	0.066	12:57:19.347
10 -	31.479	20.730	52.209 (2)	83.29	0.018	12:58:11.556
11 -	31.352	20.839	52.191 (1)	83.32		12:59:03.747

P22 51 C		Andrew DURANT		Honda -		
IDEAL LAP TIME : 53.166		BEST LAP TIME : 53.166		DIFFERENCE : 0.000		
LAP	SECTOR 1	SECTOR 2	LAP TIME	MPH	DIFF	TIME OF DAY
1 -		21.303	1:02.349	69.74	9.183	12:50:10.002
2 -	32.305	21.465	53.770 (2)	80.87	0.604	12:51:03.772
3 -	31.983	21.183	53.166 (1)	81.79		12:51:56.938
4 -	32.200	22.122	54.322	80.05	1.156	12:52:51.260
5 -	32.518	21.435	53.953 (3)	80.59	0.787	12:53:45.213
6 -	32.438	21.529	53.967	80.57	0.801	12:54:39.180
7 -	32.442	21.652	54.094	80.38	0.928	12:55:33.274
8 -	32.740	21.953	54.693	79.50	1.527	12:56:27.967
9 -	32.496	21.469	53.965	80.58	0.799	12:57:21.932
10 -	32.454	21.543	53.997	80.53	0.831	12:58:15.929
11 -	32.908	21.725	54.633	79.59	1.467	12:59:10.562

P23 53 C		Jason SIGGS		Yamaha - J Siggs Construction		
IDEAL LAP TIME : 49.635		BEST LAP TIME : 49.857		DIFFERENCE : 0.222		
LAP	SECTOR 1	SECTOR 2	LAP TIME	MPH	DIFF	TIME OF DAY
1 -		20.401	56.219	77.35	6.362	12:50:03.872
2 -	30.627	20.230	50.857	85.50	1.000	12:50:54.729
3 -	29.954	19.979	49.933 (3)	87.08	0.076	12:51:44.662
4 -	30.114	19.787	49.901 (2)	87.14	0.044	12:52:34.563
5 -	29.960	20.180	50.140	86.72	0.283	12:53:24.703
6 -	30.077	20.173	50.250	86.53	0.393	12:54:14.953
7 -	30.176	19.681	49.857 (1)	87.22		12:55:04.810
8 -	30.243	20.396	50.639	85.87	0.782	12:55:55.449

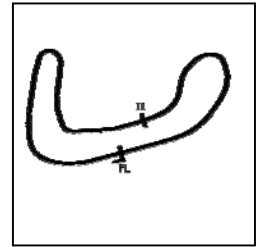
Weather / Track : Sunny / Dry

Brands Hatch Indy
Circuit Length = 1.2079 miles
Start: 12:49 Flag 12:58 End: 12:59

BMCRC - MRO Championships 2017 - Rnd 8 @ Brands Hatch Indy

Team Respro MRO 600 inc Clubman 600

RACE 4 - SECTOR ANALYSIS



SECTOR 1 = FL to I1, SECTOR 2 = I1 to FL, DIFF = Difference To Personal Best Lap, P = Crossed Finish Line in Pit Lane, D = Time Disallowed

P24 16 C		Ollie SHOTTON		Kawasaki -		
IDEAL LAP TIME : 51.759		BEST LAP TIME : 51.772		DIFFERENCE : 0.013		
LAP	SECTOR 1	SECTOR 2	LAP TIME	MPH	DIFF	TIME OF DAY
1 -		21.204	1:00.542	71.82	8.770	12:50:08.195
2 -	31.826	20.971	52.797	82.36	1.025	12:51:00.992
3 -	31.953	20.826	52.779	82.39	1.007	12:51:53.771
4 -	31.266	20.761	52.027 (3)	83.58	0.255	12:52:45.798
5 -	31.202	20.823	52.025 (2)	83.58	0.253	12:53:37.823
6 -	30.998	20.774	51.772 (1)	83.99		12:54:29.595
7 -	31.345	20.969	52.314	83.12	0.542	12:55:21.909
8 -	31.717	20.991	52.708	82.50	0.936	12:56:14.617

P25 199		Lloyd COLLINS		Honda - Warren Drives		
IDEAL LAP TIME : 51.094		BEST LAP TIME : 51.094		DIFFERENCE : 0.000		
LAP	SECTOR 1	SECTOR 2	LAP TIME	MPH	DIFF	TIME OF DAY
1 -		20.670	58.944	73.77	7.850	12:50:06.597
2 -	31.780	20.657	52.437 (3)	82.93	1.343	12:50:59.034
3 -	31.273	20.747	52.020 (2)	83.59	0.926	12:51:51.054
4 -	30.866	20.228	51.094 (1)	85.10		12:52:42.148

P26 44		Hayden PLATTON		Kawasaki - NR Racing		
IDEAL LAP TIME :		BEST LAP TIME :		DIFFERENCE :		
LAP	SECTOR 1	SECTOR 2	LAP TIME	MPH	DIFF	TIME OF DAY
1 -		19.609	53.889	80.69		12:50:01.542

P27 27		Stuart WICKENS		Triumph -		
IDEAL LAP TIME :		BEST LAP TIME :		DIFFERENCE :		
LAP	SECTOR 1	SECTOR 2	LAP TIME	MPH	DIFF	TIME OF DAY
1 -		19.661	54.077	80.41		12:50:01.730

P28 127		David TINKLER		Yamaha - alltrades / Tinkler M/C's		
IDEAL LAP TIME :		BEST LAP TIME :		DIFFERENCE :		
LAP	SECTOR 1	SECTOR 2	LAP TIME	MPH	DIFF	TIME OF DAY
1 -		19.512	54.139	80.32		12:50:01.792

BMCRC - MRO Championships 2017 - Rnd 8 @ Brands Hatch Indy

Team Respro MRO 600 inc Clubman 600

RACE 4 - BEST SECTORS

SECTOR 1			SECTOR 2			IDEAL / BEST COMPARISON						
POS	NO	NAME	TIME	NO	NAME	TIME	POS	NO	NAME	IDEAL	BEST	DIFF
									PERFECT LAP	48.583		
1	14	BURRAGE	29.123	14	BURRAGE	19.460	1	14	BURRAGE	48.583	48.606	0.023
2	86	SHOUBRIDGE	29.282	32	PIPER	19.474	2	226	HARTGROVE	48.894	49.013	0.119
3	10	WILBY	29.389	226	HARTGROVE	19.503	3	86	SHOUBRIDGE	48.930	48.930	0.000
4	226	HARTGROVE	29.391	127	TINKLER	19.512	4	32	PIPER	48.937	49.040	0.103
5	32	PIPER	29.463	44	PLATTON	19.609	5	10	WILBY	49.002	49.071	0.069
6	184	TWYFORD	29.518	10	WILBY	19.613	6	184	TWYFORD	49.449	49.645	0.196
7	17	BAKER	29.687	86	SHOUBRIDGE	19.648	7	11	HARVEY	49.459	49.550	0.091
8	777	WILLIAMS	29.696	27	WICKENS	19.661	8	777	WILLIAMS	49.467	49.475	0.008
9	11	HARVEY	29.709	46	ROWLINGS	19.662	9	17	BAKER	49.471	49.471	0.000
10	82	SMITH	29.907	53	SIGGS	19.681	10	46	ROWLINGS	49.597	49.629	0.032
11	46	ROWLINGS	29.935	11	HARVEY	19.750	11	53	SIGGS	49.635	49.857	0.222
12	53	SIGGS	29.954	777	WILLIAMS	19.771	12	82	SMITH	49.734	49.785	0.051
13	81	DUFFETT	30.225	17	BAKER	19.784	13	56	MILLS	50.284	50.551	0.267
14	56	MILLS	30.236	82	SMITH	19.827	14	81	DUFFETT	50.291	50.421	0.130
15	144	NEWMAN	30.280	184	TWYFORD	19.931	15	144	NEWMAN	50.374	50.476	0.102
16	40	SHELVEY	30.496	56	MILLS	20.048	16	40	SHELVEY	50.593	50.593	0.000
17	43	CLARK	30.768	81	DUFFETT	20.066	17	199	COLLINS	51.094	51.094	0.000
18	199	COLLINS	30.866	144	NEWMAN	20.094	18	43	CLARK	51.243	51.243	0.000
19	16	SHOTTON	30.998	40	SHELVEY	20.097	19	90	COYLE	51.455	51.512	0.057
20	90	COYLE	31.198	199	COLLINS	20.228	20	97	GRAHAM	51.613	51.836	0.223
21	97	GRAHAM	31.223	90	COYLE	20.257	21	147	CHASTON	51.661	51.674	0.013
22	147	CHASTON	31.277	147	CHASTON	20.384	22	16	SHOTTON	51.759	51.772	0.013
23	7	MOORE	31.352	97	GRAHAM	20.390	23	7	MOORE	52.082	52.191	0.109
24	83	SKEELS-PIGGINS	31.438	43	CLARK	20.475	24	83	SKEELS-PIGGINS	52.420	52.429	0.009
25	51	DURANT	31.983	7	MOORE	20.730	25	51	DURANT	53.166	53.166	0.000
26				16	SHOTTON	20.761	26	127	TINKLER			
27				83	SKEELS-PIGGINS	20.982	27	27	WICKENS			
28				51	DURANT	21.183	28	44	PLATTON			
29												

Weather / Track : Sunny / Dry

Results can be found at www.tsl-timing.com

Brands Hatch Indy
 Circuit Length = 1.2079 miles
 Start: 12:49 Flag 12:58 End: 12:59
 Printed - 13:00 Saturday, 26 August 2017

BMCRC - MRO Championships 2017 - Rnd 8 @ Brands Hatch Indy

Team Respro MRO 600 inc Clubman 600

RACE 12 - GRID (12 Laps)

ROW 11	33	52.429	83 Talan SKEELS-PIGGINS	32	50 Kris MURPHY	31	9 Duncan GROVE
ROW 10	30		6 Conor WHEELER	29	62 Charlie PATERSON	28	127 David TINKLER
ROW 9	27		27 Stuart WICKENS	26	44 Hayden PLATTON	25	179 Lee SILVAIN
ROW 8	24	53.166	51 Andrew DURANT	23	52.191 7 Adam MOORE	22	51.836 97 Sam GRAHAM
ROW 7	21	51.772	16 Ollie SHOTTON	20	51.674 147 Sean CHASTON	19	51.512 90 James COYLE
ROW 6	18	51.243	43 Jon CLARK	17	51.094 199 Lloyd COLLINS	16	50.593 40 David SHELVEY
ROW 5	15	50.551	56 Michael MILLS	14	50.476 144 Tom NEWMAN	13	50.421 81 Liam DUFFETT
ROW 4	12	49.857	53 Jason SIGGS	11	49.785 82 Andrew SMITH	10	49.645 184 David TWYFORD
ROW 3	9	49.629	46 Harry ROWLINGS	8	49.550 11 Josh HARVEY	7	49.475 777 Mason WILLIAMS
ROW 2	6	49.471	17 Philip BAKER	5	49.071 10 Paul WILBY	4	49.040 32 Mark PIPER
ROW 1	3	49.013	226 Adam HARTGROVE	2	48.930 86 David SHOUBRIDGE	1	48.606 14 Chris BURRAGE

Pole

Brands Hatch Indy
Circuit Length = 1.2079 miles

These results are provisional until the conclusion of any judicial and technical matters.

Clerk Of Course :	Timekeeper :
-------------------	--------------

Results can be found at www.tsl-timing.com

Printed - 13:03 Saturday, 26 August 2017



BMCRC - MRO Championships 2017 - Rnd 8 @ Brands Hatch Indy

Team Respro MRO 600 inc Clubman 600

RACE 12 - CLASSIFICATION

POS	NO	CL	PIC NAME	ENTRY	LAPS	TIME	GAP	DIFF	MPH	BEST	ON
1	14		1 Chris BURRAGE	Yamaha - Seton tuning	12	9:52.703			88.04	48.491	12
2	226		2 Adam HARTGROVE	Yamaha - Technical lifting services limited	12	9:53.593	0.890	0.890	87.91	48.804	12
3	777	C	1 Mason WILLIAMS	Yamaha - MoreMoto	12	9:58.491	5.788	4.898	87.19	49.121	4
4	127		3 David TINKLER	Yamaha - alltrades / Tinkler M/C's	12	9:58.556	5.853	0.065	87.18	48.868	4
5	17	C	2 Philip BAKER	Triumph - Ashford accident repair center	12	9:58.812	6.109	0.256	87.14	49.051	4
6	10	C	3 Paul WILBY	Kawasaki - MOREMOTO	12	9:59.046	6.343	0.234	87.11	49.100	11
7	32		4 Mark PIPER	Yamaha -	12	10:02.189	9.486	3.143	86.65	49.185	4
8	11		5 Josh HARVEY	Yamaha - NR Racing	12	10:06.211	13.508	4.022	86.08	49.500	6
9	82	C	4 Andrew SMITH	Suzuki - 5 Club Racing / Challenger Communication	12	10:08.793	16.090	2.582	85.71	49.846	2
10	184		6 David TWYFORD	Yamaha -	12	10:08.862	16.159	0.069	85.70	49.969	5
11	46		7 Harry ROWLINGS	Triumph - Bernard Elliott racing / Steve Jordan moto	12	10:10.286	17.583	1.424	85.50	49.650	9
12	56	C	5 Michael MILLS	Yamaha - A51 Racing	12	10:14.333	21.630	4.047	84.94	50.097	3
13	40		8 David SHELVEY	Suzuki - ymark.com	12	10:14.482	21.779	0.149	84.92	50.192	10
14	90		9 James COYLE	Triumph -	12	10:42.374	49.671	27.892	81.23	52.659	12
15	97	C	6 Sam GRAHAM	Honda -	12	10:42.615	49.912	0.241	81.20	52.176	12
16	147	C	7 Sean CHASTON	Yamaha - Hyside Motorcycles	12	10:43.068	50.365	0.453	81.14	52.223	6
17	7		10 Adam MOORE	Triumph -	12	10:44.044	51.341	0.976	81.02	52.420	6
18	83		11 Talan SKEELS-PIGGINS	Suzuki - McMillan Williams	11	9:57.554	1 Lap	1 Lap	80.05	52.424	10
19	51	C	8 Andrew DURANT	Honda -	11	9:59.108	1 Lap	1.554	79.84	52.943	11
20	179		12 Lee SILVAIN	Yamaha -	11	10:01.100	1 Lap	1.992	79.57	53.360	9

NOT CLASSIFIED

DNF	86	C	David SHOUBRIDGE	Kawasaki -	10	8:20.650	2 Laps	1 Lap	86.85	48.738	7
DNF	43	C	Jon CLARK	Triumph - RJC Motor Services	5	4:29.667	7 Laps	5 Laps	80.62	52.101	3
DNF	144	C	Tom NEWMAN	Triumph - Leeway Building Services & David Bedwe	4	3:30.604	8 Laps	1 Lap	82.59	50.645	3
DNF	81	C	Liam DUFFETT	Kawasaki - MFM Track Bikes	3	2:36.905	9 Laps	1 Lap	83.14	50.088	3
DNF	44		Hayden PLATTON	Kawasaki - NR Racing	3	2:37.180	9 Laps	0.275	82.99	49.430	3

FASTEST LAP

14			Chris BURRAGE	Yamaha - Seton tuning	12	48.491			89.67 mph	144.32 kph
86	C		David SHOUBRIDGE	Kawasaki -	7	48.738			89.22 mph	143.59 kph

Class - 90% of Race Speed = 79.23 mph
 Class C - 90% of Race Speed = 78.47 mph

Brands Hatch Indy
 Circuit Length = 1.2079 miles
 Start: 15:55 Flag 16:05 End: 16:06

Weather / Track : Sunny / Dry

These results are provisional until the conclusion of any judicial and technical matters.

Clerk Of Course :	Timekeeper :
-------------------	--------------

Results can be found at www.tsl-timing.com

Printed - 16:08 Saturday, 26 August 2017



BMCRC - MRO Championships 2017 - Rnd 8 @ Brands Hatch Indy

Team Respro MRO 600 inc Clubman 600

RACE 12 - LAP CHART

LAP 1 @ 15:56:14.773

NO	BEHIND	LAP TIME
----	--------	----------

14		53.832
226	0.160	53.992
17	0.773	54.605
777	0.917	54.749
86	1.253	55.085
10	1.302	55.134
11	1.941	55.773
32	2.020	55.852
82	2.383	56.215
81	2.535	56.367
184	2.979	56.811
127	3.171	57.003
56	3.613	57.445
46	3.673	57.505
44	3.896	57.728
40	4.051	57.883
144	4.344	58.176
97	5.532	59.364
43	5.629	59.461
90	5.820	59.652
147	6.151	59.983
7	6.478	1:00.310
179	7.657	1:01.489
51	7.937	1:01.769
83	8.280	1:02.112

LAP 2 @ 15:57:04.067

NO	BEHIND	LAP TIME
----	--------	----------

14		49.294
226	0.131	49.265
17	0.969	49.490
777	1.073	49.450
10	1.134	49.126
86	1.399	49.440
11	2.454	49.807
32	2.524	49.798
82	2.935	49.846
127	3.167	49.290
81	3.691	50.450
184	3.890	50.205
44	4.624	50.022
56	4.714	50.395
46	5.071	50.692
40	5.625	50.868
144	6.052	51.002
43	8.621	52.286
97	9.503	53.265
90	9.649	53.123
147	9.845	52.988
7	10.755	53.571
179	12.258	53.895
51	12.756	54.113
83	13.331	54.345

LAP 3 @ 15:57:53.221

NO	BEHIND	LAP TIME
----	--------	----------

226		49.023
14	0.060	49.214
17	1.047	49.232
777	1.098	49.179
10	1.292	49.312

86	1.995	49.750
32	2.960	49.590
127	3.427	49.414
11	3.522	50.222
82	4.121	50.340
81	4.625	50.088
184	4.833	50.097
44	4.900	49.430
56	5.657	50.097
46	5.915	49.998
40	6.696	50.225
144	7.543	50.645
43	11.568	52.101
97	12.978	52.629
147	13.135	52.444
90	13.393	52.898
7	14.103	52.502
179	17.353	54.249
51	17.551	53.949
83	17.640	53.463

LAP 4 @ 15:58:42.201

NO	BEHIND	LAP TIME
----	--------	----------

14		48.920
226	0.197	49.177
17	1.118	49.051
777	1.239	49.121
10	1.513	49.201
86	2.585	49.570
32	3.165	49.185
127	3.315	48.868
11	4.369	49.827
82	5.221	50.080
184	6.284	50.431
56	7.680	51.003
46	7.732	50.797
40	9.004	51.288
144	9.344	50.781
43	15.281	52.693
97	16.953	52.955
90	17.357	52.944
147	17.716	53.561
7	17.892	52.769
179	22.104	53.731
51	22.640	54.069
83	22.935	54.275

LAP 5 @ 15:59:31.222

NO	BEHIND	LAP TIME
----	--------	----------

14		49.021
226	0.137	48.961
17	1.547	49.450
777	1.689	49.471
10	1.790	49.298
86	3.639	50.075
127	3.966	49.672
32	4.404	50.260
11	5.202	49.854
82	6.390	50.190
184	7.232	49.969
56	9.546	50.887
46	9.590	50.879
40	10.722	50.739
43	19.386	53.126

97	20.888	52.956
90	21.085	52.749
7	21.702	52.831
147	22.456	53.761
179	27.745	54.662
83	28.268	54.354
51	28.308	54.689

LAP 6 @ 16:00:20.227

NO	BEHIND	LAP TIME
----	--------	----------

14		49.005
226	0.155	49.023
777	1.891	49.207
17	2.204	49.662
10	2.434	49.649
86	3.508	48.874
127	4.117	49.156
32	4.845	49.446
11	5.697	49.500
82	7.553	50.168
184	8.580	50.353
56	11.219	50.678
46	11.335	50.750
40	12.212	50.495
97	24.893	53.010
7	25.117	52.420
90	25.356	53.276
147	25.674	52.223
179	32.783	54.043
83	33.011	53.748
51	33.791	54.488

LAP 7 @ 16:01:09.278

NO	BEHIND	LAP TIME
----	--------	----------

14		49.051
226	0.156	49.052
777	2.299	49.459
17	2.384	49.231
10	2.632	49.249
86	3.195	48.738
127	4.160	49.094
32	5.341	49.547
11	6.526	49.880
82	8.739	50.237
184	9.617	50.088
56	12.814	50.646
46	13.062	50.778
40	13.577	50.416
97	29.022	53.180
7	29.262	53.196
90	29.328	53.023
147	29.677	53.054
179	37.500	53.768
83	37.670	53.710
51	37.839	53.099

LAP 8 @ 16:01:58.076

NO	BEHIND	LAP TIME
----	--------	----------

14		48.798
226	0.192	48.834
777	3.099	49.598
17	3.412	49.826
86	3.518	49.121

10	3.942	50.108
127	4.266	48.904
32	6.130	49.587
11	7.746	50.018
82	10.189	50.248
184	10.877	50.058
46	14.163	49.899
56	14.634	50.618
40	15.032	50.253
97	33.708	53.484
90	33.775	53.245
147	34.010	53.131
7	34.424	53.960
83	42.111	53.239
51	42.269	53.228
179	42.655	53.953

LAP 9 @ 16:02:47.057

NO	BEHIND	LAP TIME
----	--------	----------

14		48.981
226	0.158	48.947
777	3.796	49.678
17	4.039	49.608
86	4.109	49.572
10	4.148	49.187
127	4.286	49.001
32	6.964	49.815
11	8.954	50.189
82	11.735	50.527
184	12.058	50.162
46	14.832	49.650
56	16.105	50.452
40	16.823	50.772
90	37.737	52.943
97	37.751	53.024
147	37.955	52.926
7	38.351	52.908
83	46.381	53.251
51	46.744	53.456
179	47.034	53.360

LAP 10 @ 16:03:35.822

NO	BEHIND	LAP TIME
----	--------	----------

14		48.765
226	0.220	48.827
777	4.501	49.470
17	4.765	49.491
127	5.086	49.565
10	5.457	50.074
86	5.769	50.425
32	7.645	49.446
11	10.457	50.268
82	13.623	50.653
184	13.715	50.422
46	15.851	49.784
56	17.903	50.563
40	18.250	50.192
90	41.818	52.846
97	42.564	53.578
7	42.681	53.095
147	42.828	53.638

LAP 11 @ 16:04:25.153

NO	BEHIND	LAP TIME
----	--------	----------

14		49.331
226	0.577	49.688
83	1 Lap	52.424
51	1 Lap	53.305
179	1 Lap	53.542
777	4.586	49.416
127	4.704	48.949
17	4.707	49.273
10	5.226	49.100
32	8.568	50.254
11	11.597	50.471
82	14.436	50.144
184	14.637	50.253
46	16.270	49.750
56	19.421	50.849
40	19.631	50.712
90	45.503	53.016
97	46.227	52.994
147	46.400	52.903
7	46.742	53.392

LAP 12 @ 16:05:13.644

NO	BEHIND	LAP TIME
----	--------	----------

14		48.491
226	0.890	48.804
83	1 Lap	52.633
777	5.788	49.693
127	5.853	49.640
17	6.109	49.893
10	6.343	49.608
51	1 Lap	52.943
179	1 Lap	54.408
32	9.486	49.409
11	13.508	50.402
82	16.090	50.145
184	16.159	50.013
46	17.583	49.804
56	21.630	50.700
40	21.779	50.639
90	49.671	52.659
97	49.912	52.176
147	50.365	52.456
7	51.341	53.090

Weather / Track : Sunny / Dry

Results can be found at www.tsl-timing.com

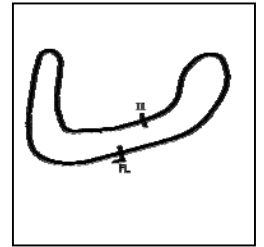
Brands Hatch Indy
Circuit Length = 1.2079 miles
Start: 15:55 Flag 16:05 End: 16:06

Printed - 16:08 Saturday, 26 August 2017

BMCRC - MRO Championships 2017 - Rnd 8 @ Brands Hatch Indy

Team Respro MRO 600 inc Clubman 600

RACE 12 - SECTOR ANALYSIS



SECTOR 1 = FL to I1, SECTOR 2 = I1 to FL, DIFF = Difference To Personal Best Lap, P = Crossed Finish Line in Pit Lane, D = Time Disallowed

P1 14		Chris BURRAGE		Yamaha - Seton tuning		
IDEAL LAP TIME : 48.491		BEST LAP TIME : 48.491		DIFFERENCE : 0.000		
LAP	SECTOR 1	SECTOR 2	LAP TIME	MPH	DIFF	TIME OF DAY
1 -		19.800	53.832	80.78	5.341	15:56:14.773
2 -	29.622	19.672	49.294	88.21	0.803	15:57:04.067
3 -	29.509	19.705	49.214	88.36	0.723	15:57:53.281
4 -	29.392	19.528	48.920	88.89	0.429	15:58:42.201
5 -	29.492	19.529	49.021	88.70	0.530	15:59:31.222
6 -	29.434	19.571	49.005	88.73	0.514	16:00:20.227
7 -	29.388	19.663	49.051	88.65	0.560	16:01:09.278
8 -	29.241	19.557	48.798 (3)	89.11	0.307	16:01:58.076
9 -	29.337	19.644	48.981	88.78	0.490	16:02:47.057
10 -	29.276	19.489	48.765 (2)	89.17	0.274	16:03:35.822
11 -	29.625	19.706	49.331	88.15	0.840	16:04:25.153
12 -	29.034	19.457	48.491 (1)	89.67		16:05:13.644

P2 226		Adam HARTGROVE		Yamaha - Technical lifting services limited		
IDEAL LAP TIME : 48.660		BEST LAP TIME : 48.804		DIFFERENCE : 0.144		
LAP	SECTOR 1	SECTOR 2	LAP TIME	MPH	DIFF	TIME OF DAY
1 -		19.692	53.992	80.54	5.188	15:56:14.933
2 -	29.742	19.523	49.265	88.26	0.461	15:57:04.198
3 -	29.291	19.732	49.023	88.70	0.219	15:57:53.221
4 -	29.670	19.507	49.177	88.42	0.373	15:58:42.398
5 -	29.469	19.492	48.961	88.81	0.157	15:59:31.359
6 -	29.444	19.579	49.023	88.70	0.219	16:00:20.382
7 -	29.426	19.626	49.052	88.65	0.248	16:01:09.434
8 -	29.289	19.545	48.834 (3)	89.04	0.030	16:01:58.268
9 -	29.329	19.618	48.947	88.84	0.143	16:02:47.215
10 -	29.279	19.548	48.827 (2)	89.06	0.023	16:03:36.042
11 -	29.545	20.143	49.688	87.51	0.884	16:04:25.730
12 -	29.168	19.636	48.804 (1)	89.10		16:05:14.534

P3 777 C		Mason WILLIAMS		Yamaha - MoreMoto		
IDEAL LAP TIME : 49.050		BEST LAP TIME : 49.121		DIFFERENCE : 0.071		
LAP	SECTOR 1	SECTOR 2	LAP TIME	MPH	DIFF	TIME OF DAY
1 -		19.665	54.749	79.42	5.628	15:56:15.690
2 -	29.748	19.702	49.450	87.93	0.329	15:57:05.140
3 -	29.586	19.593	49.179 (2)	88.42	0.058	15:57:54.319
4 -	29.457	19.664	49.121 (1)	88.52		15:58:43.440
5 -	29.755	19.716	49.471	87.90	0.350	15:59:32.911
6 -	29.491	19.716	49.207 (3)	88.37	0.086	16:00:22.118
7 -	29.658	19.801	49.459	87.92	0.338	16:01:11.577
8 -	29.768	19.830	49.598	87.67	0.477	16:02:01.175
9 -	29.781	19.897	49.678	87.53	0.557	16:02:50.853
10 -	29.637	19.833	49.470	87.90	0.349	16:03:40.323
11 -	29.586	19.830	49.416	87.99	0.295	16:04:29.739
12 -	29.901	19.792	49.693	87.50	0.572	16:05:19.432

P4 127		David TINKLER		Yamaha - alltrades / Tinkler M/C's		
IDEAL LAP TIME : 48.868		BEST LAP TIME : 48.868		DIFFERENCE : 0.000		
LAP	SECTOR 1	SECTOR 2	LAP TIME	MPH	DIFF	TIME OF DAY
1 -		20.090	57.003	76.28	8.135	15:56:17.944
2 -	29.515	19.775	49.290	88.22	0.422	15:57:07.234
3 -	29.837	19.577	49.414	88.00	0.546	15:57:56.648
4 -	29.392	19.476	48.868 (1)	88.98		15:58:45.516
5 -	29.858	19.814	49.672	87.54	0.804	15:59:35.188
6 -	29.541	19.615	49.156	88.46	0.288	16:00:24.344
7 -	29.459	19.635	49.094	88.57	0.226	16:01:13.438
8 -	29.425	19.479	48.904 (2)	88.92	0.036	16:02:02.342
9 -	29.453	19.548	49.001	88.74	0.133	16:02:51.343

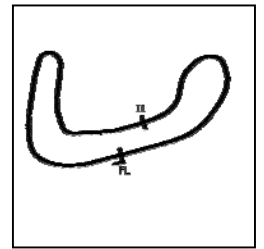
Weather / Track : Sunny / Dry

Brands Hatch Indy
Circuit Length = 1.2079 miles
Start: 15:55 Flag 16:05 End: 16:06

BMCRC - MRO Championships 2017 - Rnd 8 @ Brands Hatch Indy

Team Respro MRO 600 inc Clubman 600

RACE 12 - SECTOR ANALYSIS



SECTOR 1 = FL to I1, SECTOR 2 = I1 to FL, DIFF = Difference To Personal Best Lap, P = Crossed Finish Line in Pit Lane, D = Time Disallowed

10 -	29.991	19.574	49.565	87.73	0.697	16:03:40.908
11 -	29.420	19.529	48.949 (3)	88.83	0.081	16:04:29.857
12 -	29.858	19.782	49.640	87.60	0.772	16:05:19.497

P5 17 C Philip BAKER		Triumph - Ashford accident repair center				
IDEAL LAP TIME : 49.044		BEST LAP TIME : 49.051		DIFFERENCE : 0.007		
LAP	SECTOR 1	SECTOR 2	LAP TIME	MPH	DIFF	TIME OF DAY
1 -		19.830	54.605	79.63	5.554	15:56:15.546
2 -	29.681	19.809	49.490	87.86	0.439	15:57:05.036
3 -	29.457	19.775	49.232 (3)	88.32	0.181	15:57:54.268
4 -	29.385	19.666	49.051 (1)	88.65		15:58:43.319
5 -	29.746	19.704	49.450	87.93	0.399	15:59:32.769
6 -	29.981	19.681	49.662	87.56	0.611	16:00:22.431
7 -	29.572	19.659	49.231 (2)	88.33	0.180	16:01:11.662
8 -	29.865	19.961	49.826	87.27	0.775	16:02:01.488
9 -	29.585	20.023	49.608	87.65	0.557	16:02:51.096
10 -	29.644	19.847	49.491	87.86	0.440	16:03:40.587
11 -	29.493	19.780	49.273	88.25	0.222	16:04:29.860
12 -	30.144	19.749	49.893	87.15	0.842	16:05:19.753

P6 10 C Paul WILBY		Kawasaki - MOREMOTO				
IDEAL LAP TIME : 48.936		BEST LAP TIME : 49.100		DIFFERENCE : 0.164		
LAP	SECTOR 1	SECTOR 2	LAP TIME	MPH	DIFF	TIME OF DAY
1 -		19.711	55.134	78.87	6.034	15:56:16.075
2 -	29.545	19.581	49.126 (2)	88.51	0.026	15:57:05.201
3 -	29.724	19.588	49.312	88.18	0.212	15:57:54.513
4 -	29.490	19.711	49.201	88.38	0.101	15:58:43.714
5 -	29.609	19.689	49.298	88.21	0.198	15:59:33.012
6 -	30.026	19.623	49.649	87.58	0.549	16:00:22.661
7 -	29.590	19.659	49.249	88.29	0.149	16:01:11.910
8 -	30.335	19.773	50.108	86.78	1.008	16:02:02.018
9 -	29.450	19.737	49.187 (3)	88.40	0.087	16:02:51.205
10 -	30.537	19.537	50.074	86.84	0.974	16:03:41.279
11 -	29.614	19.486	49.100 (1)	88.56		16:04:30.379
12 -	29.898	19.710	49.608	87.65	0.508	16:05:19.987

P7 32 Mark PIPER		Yamaha -				
IDEAL LAP TIME : 49.151		BEST LAP TIME : 49.185		DIFFERENCE : 0.034		
LAP	SECTOR 1	SECTOR 2	LAP TIME	MPH	DIFF	TIME OF DAY
1 -		19.905	55.852	77.85	6.667	15:56:16.793
2 -	30.022	19.776	49.798	87.32	0.613	15:57:06.591
3 -	29.947	19.643	49.590	87.69	0.405	15:57:56.181
4 -	29.508	19.677	49.185 (1)	88.41		15:58:45.366
5 -	30.281	19.979	50.260	86.52	1.075	15:59:35.626
6 -	29.779	19.667	49.446 (3)	87.94	0.261	16:00:25.072
7 -	29.829	19.718	49.547	87.76	0.362	16:01:14.619
8 -	29.727	19.860	49.587	87.69	0.402	16:02:04.206
9 -	29.875	19.940	49.815	87.29	0.630	16:02:54.021
10 -	29.778	19.668	49.446 (3)	87.94	0.261	16:03:43.467
11 -	30.514	19.740	50.254	86.53	1.069	16:04:33.721
12 -	29.626	19.783	49.409 (2)	88.01	0.224	16:05:23.130

P8 11 Josh HARVEY		Yamaha - NR Racing				
IDEAL LAP TIME : 49.500		BEST LAP TIME : 49.500		DIFFERENCE : 0.000		
LAP	SECTOR 1	SECTOR 2	LAP TIME	MPH	DIFF	TIME OF DAY
1 -		20.232	55.773	77.96	6.273	15:56:16.714
2 -	29.891	19.916	49.807 (2)	87.30	0.307	15:57:06.521
3 -	30.350	19.872	50.222	86.58	0.722	15:57:56.743
4 -	29.922	19.905	49.827 (3)	87.27	0.327	15:58:46.570
5 -	29.901	19.953	49.854	87.22	0.354	15:59:36.424

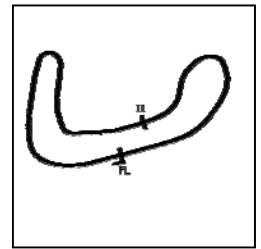
Weather / Track : Sunny / Dry

Brands Hatch Indy
Circuit Length = 1.2079 miles
Start: 15:55 Flag 16:05 End: 16:06

BMCRC - MRO Championships 2017 - Rnd 8 @ Brands Hatch Indy

Team Respro MRO 600 inc Clubman 600

RACE 12 - SECTOR ANALYSIS



SECTOR 1 = FL to I1, SECTOR 2 = I1 to FL, DIFF = Difference To Personal Best Lap, P = Crossed Finish Line in Pit Lane, D = Time Disallowed

Lap	Best Lap	Personal Best	Diff	MPH	Time of Day
6 -	29.648	19.852	49.500 (1)	87.85	16:00:25.924
7 -	29.865	20.015	49.880	87.18	0.380 16:01:15.804
8 -	29.940	20.078	50.018	86.94	0.518 16:02:05.822
9 -	29.996	20.193	50.189	86.64	0.689 16:02:56.011
10 -	30.093	20.175	50.268	86.50	0.768 16:03:46.279
11 -	30.259	20.212	50.471	86.16	0.971 16:04:36.750
12 -	30.146	20.256	50.402	86.27	0.902 16:05:27.152

P9 82 C Andrew SMITH			Suzuki - 5 Club Racing / Challenger Communications			
IDEAL LAP TIME : 49.798		BEST LAP TIME : 49.846		DIFFERENCE : 0.048		
LAP	SECTOR 1	SECTOR 2	LAP TIME	MPH	DIFF	TIME OF DAY
1 -		20.111	56.215	77.35	6.369	15:56:17.156
2 -	29.843	20.003	49.846 (1)	87.24		15:57:07.002
3 -	30.355	19.985	50.340	86.38	0.494	15:57:57.342
4 -	30.047	20.033	50.080 (2)	86.83	0.234	15:58:47.422
5 -	30.182	20.008	50.190	86.64	0.344	15:59:37.612
6 -	30.213	19.955	50.168	86.68	0.322	16:00:27.780
7 -	30.073	20.164	50.237	86.56	0.391	16:01:18.017
8 -	30.203	20.045	50.248	86.54	0.402	16:02:08.265
9 -	30.379	20.148	50.527	86.06	0.681	16:02:58.792
10 -	30.512	20.141	50.653	85.85	0.807	16:03:49.445
11 -	30.177	19.967	50.144 (3)	86.72	0.298	16:04:39.589
12 -	30.072	20.073	50.145	86.72	0.299	16:05:29.734

P10 184 David TWYFORD			Yamaha -			
IDEAL LAP TIME : 49.870		BEST LAP TIME : 49.969		DIFFERENCE : 0.099		
LAP	SECTOR 1	SECTOR 2	LAP TIME	MPH	DIFF	TIME OF DAY
1 -		20.580	56.811	76.54	6.842	15:56:17.752
2 -	30.208	19.997	50.205	86.61	0.236	15:57:07.957
3 -	30.089	20.008	50.097	86.80	0.128	15:57:58.054
4 -	30.297	20.134	50.431	86.22	0.462	15:58:48.485
5 -	30.043	19.926	49.969 (1)	87.02		15:59:38.454
6 -	30.338	20.015	50.353	86.36	0.384	16:00:28.807
7 -	29.991	20.097	50.088	86.81	0.119	16:01:18.895
8 -	29.962	20.096	50.058 (3)	86.87	0.089	16:02:08.953
9 -	30.117	20.045	50.162	86.69	0.193	16:02:59.115
10 -	30.369	20.053	50.422	86.24	0.453	16:03:49.537
11 -	30.234	20.019	50.253	86.53	0.284	16:04:39.790
12 -	30.105	19.908	50.013 (2)	86.94	0.044	16:05:29.803

P11 46 Harry ROWLINGS			Triumph - Bernard Elliott racing / Steve Jordan motorcycles			
IDEAL LAP TIME : 49.642		BEST LAP TIME : 49.650		DIFFERENCE : 0.008		
LAP	SECTOR 1	SECTOR 2	LAP TIME	MPH	DIFF	TIME OF DAY
1 -		20.840	57.505	75.62	7.855	15:56:18.446
2 -	30.644	20.048	50.692	85.78	1.042	15:57:09.138
3 -	30.143	19.855	49.998	86.97	0.348	15:57:59.136
4 -	30.433	20.364	50.797	85.60	1.147	15:58:49.933
5 -	30.529	20.350	50.879	85.46	1.229	15:59:40.812
6 -	30.394	20.356	50.750	85.68	1.100	16:00:31.562
7 -	30.320	20.458	50.778	85.63	1.128	16:01:22.340
8 -	30.047	19.852	49.899	87.14	0.249	16:02:12.239
9 -	29.852	19.798	49.650 (1)	87.58		16:03:01.889
10 -	29.915	19.869	49.784 (3)	87.34	0.134	16:03:51.673
11 -	29.960	19.790	49.750 (2)	87.40	0.100	16:04:41.423
12 -	29.932	19.872	49.804	87.31	0.154	16:05:31.227

P12 56 C Michael MILLS			Yamaha - A51 Racing			
IDEAL LAP TIME : 50.097		BEST LAP TIME : 50.097		DIFFERENCE : 0.000		
LAP	SECTOR 1	SECTOR 2	LAP TIME	MPH	DIFF	TIME OF DAY
1 -		20.830	57.445	75.69	7.348	15:56:18.386

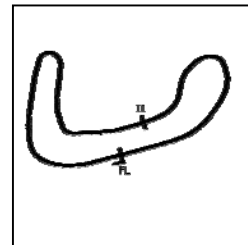
Weather / Track : Sunny / Dry

Brands Hatch Indy
Circuit Length = 1.2079 miles
Start: 15:55 Flag 16:05 End: 16:06

BMCRC - MRO Championships 2017 - Rnd 8 @ Brands Hatch Indy

Team Respro MRO 600 inc Clubman 600

RACE 12 - SECTOR ANALYSIS



SECTOR 1 = FL to I1, SECTOR 2 = I1 to FL, DIFF = Difference To Personal Best Lap, P = Crossed Finish Line in Pit Lane, D = Time Disallowed

2 -	30.242	20.153	50.395 (2)	86.29	0.298	15:57:08.781
3 -	29.946	20.151	50.097 (1)	86.80		15:57:58.878
4 -	30.498	20.505	51.003	85.26	0.906	15:58:49.881
5 -	30.487	20.400	50.887	85.45	0.790	15:59:40.768
6 -	30.373	20.305	50.678	85.80	0.581	16:00:31.446
7 -	30.372	20.274	50.646	85.86	0.549	16:01:22.092
8 -	30.370	20.248	50.618	85.91	0.521	16:02:12.710
9 -	30.249	20.203	50.452 (3)	86.19	0.355	16:03:03.162
10 -	30.336	20.227	50.563	86.00	0.466	16:03:53.725
11 -	30.511	20.338	50.849	85.51	0.752	16:04:44.574
12 -	30.367	20.333	50.700	85.77	0.603	16:05:35.274

P13 40	David SHELVEY	Suzuki - ymark.com
IDEAL LAP TIME : 50.082	BEST LAP TIME : 50.192	DIFFERENCE : 0.110

LAP	SECTOR 1	SECTOR 2	LAP TIME	MPH	DIFF	TIME OF DAY
1 -		20.748	57.883	75.12	7.691	15:56:18.824
2 -	30.868	20.000	50.868	85.48	0.676	15:57:09.692
3 -	30.242	19.983	50.225 (2)	86.58	0.033	15:57:59.917
4 -	31.154	20.134	51.288	84.78	1.096	15:58:51.205
5 -	30.730	20.009	50.739	85.70	0.547	15:59:41.944
6 -	30.491	20.004	50.495	86.11	0.303	16:00:32.439
7 -	30.282	20.134	50.416	86.25	0.224	16:01:22.855
8 -	30.154	20.099	50.253 (3)	86.53	0.061	16:02:13.108
9 -	30.630	20.142	50.772	85.64	0.580	16:03:03.880
10 -	30.264	19.928	50.192 (1)	86.63		16:03:54.072
11 -	30.566	20.146	50.712	85.75	0.520	16:04:44.784
12 -	30.684	19.955	50.639	85.87	0.447	16:05:35.423

P14 90	James COYLE	Triumph -
IDEAL LAP TIME : 52.367	BEST LAP TIME : 52.659	DIFFERENCE : 0.292

LAP	SECTOR 1	SECTOR 2	LAP TIME	MPH	DIFF	TIME OF DAY
1 -		21.025	59.652	72.89	6.993	15:56:20.593
2 -	32.085	21.038	53.123	81.85	0.464	15:57:13.716
3 -	31.934	20.964	52.898	82.20	0.239	15:58:06.614
4 -	31.997	20.947	52.944	82.13	0.285	15:58:59.558
5 -	32.316	20.433	52.749 (2)	82.43	0.090	15:59:52.307
6 -	32.671	20.605	53.276	81.62	0.617	16:00:45.583
7 -	32.430	20.593	53.023	82.01	0.364	16:01:38.606
8 -	32.371	20.874	53.245	81.67	0.586	16:02:31.851
9 -	32.116	20.827	52.943	82.13	0.284	16:03:24.794
10 -	32.229	20.617	52.846 (3)	82.28	0.187	16:04:17.640
11 -	32.209	20.807	53.016	82.02	0.357	16:05:10.656
12 -	32.013	20.646	52.659 (1)	82.58		16:06:03.315

P15 97 C	Sam GRAHAM	Honda -
IDEAL LAP TIME : 52.176	BEST LAP TIME : 52.176	DIFFERENCE : 0.000

LAP	SECTOR 1	SECTOR 2	LAP TIME	MPH	DIFF	TIME OF DAY
1 -		21.169	59.364	73.25	7.188	15:56:20.305
2 -	32.145	21.120	53.265	81.64	1.089	15:57:13.570
3 -	31.760	20.869	52.629 (2)	82.62	0.453	15:58:06.199
4 -	32.058	20.897	52.955 (3)	82.11	0.779	15:58:59.154
5 -	32.104	20.852	52.956	82.11	0.780	15:59:52.110
6 -	32.087	20.923	53.010	82.03	0.834	16:00:45.120
7 -	32.384	20.796	53.180	81.77	1.004	16:01:38.300
8 -	32.489	20.995	53.484	81.30	1.308	16:02:31.784
9 -	32.046	20.978	53.024	82.01	0.848	16:03:24.808
10 -	32.680	20.898	53.578	81.16	1.402	16:04:18.386
11 -	32.177	20.817	52.994	82.05	0.818	16:05:11.380
12 -	31.660	20.516	52.176 (1)	83.34		16:06:03.556

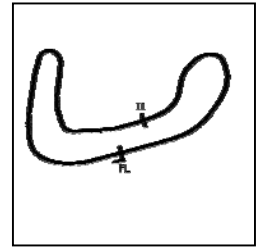
Weather / Track : Sunny / Dry

Brands Hatch Indy
Circuit Length = 1.2079 miles
Start: 15:55 Flag 16:05 End: 16:06

BMCRC - MRO Championships 2017 - Rnd 8 @ Brands Hatch Indy

Team Respro MRO 600 inc Clubman 600

RACE 12 - SECTOR ANALYSIS



SECTOR 1 = FL to I1, SECTOR 2 = I1 to FL, DIFF = Difference To Personal Best Lap, P = Crossed Finish Line in Pit Lane, D = Time Disallowed

P16 147 C		Sean CHASTON		Yamaha - Hyside Motorcycles		
IDEAL LAP TIME : 52.144		BEST LAP TIME : 52.223		DIFFERENCE : 0.079		
LAP	SECTOR 1	SECTOR 2	LAP TIME	MPH	DIFF	TIME OF DAY
1 -		21.128	59.983	72.49	7.760	15:56:20.924
2 -	32.201	20.787	52.988	82.06	0.765	15:57:13.912
3 -	31.597	20.847	52.444 (2)	82.91	0.221	15:58:06.356
4 -	32.096	21.465	53.561	81.18	1.338	15:58:59.917
5 -	33.021	20.740	53.761	80.88	1.538	15:59:53.678
6 -	31.536	20.687	52.223 (1)	83.26		16:00:45.901
7 -	32.446	20.608	53.054	81.96	0.831	16:01:38.955
8 -	32.341	20.790	53.131	81.84	0.908	16:02:32.086
9 -	32.132	20.794	52.926	82.16	0.703	16:03:25.012
10 -	32.753	20.885	53.638	81.07	1.415	16:04:18.650
11 -	32.061	20.842	52.903	82.19	0.680	16:05:11.553
12 -	31.649	20.807	52.456 (3)	82.90	0.233	16:06:04.009

P17 7		Adam MOORE		Triumph -		
IDEAL LAP TIME : 52.253		BEST LAP TIME : 52.420		DIFFERENCE : 0.167		
LAP	SECTOR 1	SECTOR 2	LAP TIME	MPH	DIFF	TIME OF DAY
1 -		21.252	1:00.310	72.10	7.890	15:56:21.251
2 -	32.410	21.161	53.571	81.17	1.151	15:57:14.822
3 -	31.672	20.830	52.502 (2)	82.82	0.082	15:58:07.324
4 -	31.941	20.828	52.769 (3)	82.40	0.349	15:59:00.093
5 -	32.250	20.581	52.831	82.31	0.411	15:59:52.924
6 -	31.795	20.625	52.420 (1)	82.95		16:00:45.344
7 -	32.470	20.726	53.196	81.74	0.776	16:01:38.540
8 -	33.022	20.938	53.960	80.58	1.540	16:02:32.500
9 -	32.108	20.800	52.908	82.19	0.488	16:03:25.408
10 -	32.150	20.945	53.095	81.90	0.675	16:04:18.503
11 -	32.621	20.771	53.392	81.44	0.972	16:05:11.895
12 -	32.176	20.914	53.090	81.91	0.670	16:06:04.985

P18 83		Talan SKEELS-PIGGINS		Suzuki - McMillan Williams		
IDEAL LAP TIME : 52.424		BEST LAP TIME : 52.424		DIFFERENCE : 0.000		
LAP	SECTOR 1	SECTOR 2	LAP TIME	MPH	DIFF	TIME OF DAY
1 -		21.401	1:02.112	70.01	9.688	15:56:23.053
2 -	32.908	21.437	54.345	80.01	1.921	15:57:17.398
3 -	32.041	21.422	53.463	81.33	1.039	15:58:10.861
4 -	32.946	21.329	54.275	80.12	1.851	15:59:05.136
5 -	33.107	21.247	54.354	80.00	1.930	15:59:59.490
6 -	32.378	21.370	53.748	80.90	1.324	16:00:53.238
7 -	32.485	21.225	53.710	80.96	1.286	16:01:46.948
8 -	31.882	21.357	53.239 (3)	81.68	0.815	16:02:40.187
9 -	32.050	21.201	53.251	81.66	0.827	16:03:33.438
10 -	31.461	20.963	52.424 (1)	82.95		16:04:25.862
11 -	31.660	20.973	52.633 (2)	82.62	0.209	16:05:18.495

P19 51 C		Andrew DURANT		Honda -		
IDEAL LAP TIME : 52.777		BEST LAP TIME : 52.943		DIFFERENCE : 0.166		
LAP	SECTOR 1	SECTOR 2	LAP TIME	MPH	DIFF	TIME OF DAY
1 -		22.295	1:01.769	70.40	8.826	15:56:22.710
2 -	33.129	20.984	54.113	80.36	1.170	15:57:16.823
3 -	32.440	21.509	53.949	80.60	1.006	15:58:10.772
4 -	32.893	21.176	54.069	80.42	1.126	15:59:04.841
5 -	33.157	21.532	54.689	79.51	1.746	15:59:59.530
6 -	33.479	21.009	54.488	79.80	1.545	16:00:54.018
7 -	32.061	21.038	53.099 (2)	81.89	0.156	16:01:47.117
8 -	32.213	21.015	53.228 (3)	81.69	0.285	16:02:40.345
9 -	32.354	21.102	53.456	81.34	0.513	16:03:33.801
10 -	32.016	21.289	53.305	81.57	0.362	16:04:27.106

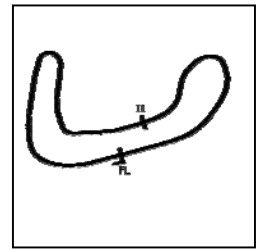
Weather / Track : Sunny / Dry

Brands Hatch Indy
Circuit Length = 1.2079 miles
Start: 15:55 Flag 16:05 End: 16:06

BMCRC - MRO Championships 2017 - Rnd 8 @ Brands Hatch Indy

Team Respro MRO 600 inc Clubman 600

RACE 12 - SECTOR ANALYSIS



SECTOR 1 = FL to I1, SECTOR 2 = I1 to FL, DIFF = Difference To Personal Best Lap, P = Crossed Finish Line in Pit Lane, D = Time Disallowed

11 - 31.793 21.150 52.943 (1) 82.13 16:05:20.049

P20 179	Lee SILVAIN		Yamaha -			
IDEAL LAP TIME : 53.198	BEST LAP TIME : 53.360		DIFFERENCE : 0.162			

LAP	SECTOR 1	SECTOR 2	LAP TIME	MPH	DIFF	TIME OF DAY
1 -		21.436	1:01.489	70.72	8.129	15:56:22.430
2 -	32.634	21.261	53.895	80.68	0.535	15:57:16.325
3 -	32.653	21.596	54.249	80.16	0.889	15:58:10.574
4 -	32.354	21.377	53.731 (3)	80.93	0.371	15:59:04.305
5 -	33.043	21.619	54.662	79.55	1.302	15:59:58.967
6 -	32.585	21.458	54.043	80.46	0.683	16:00:53.010
7 -	32.359	21.409	53.768	80.87	0.408	16:01:46.778
8 -	32.880	21.073	53.953	80.59	0.593	16:02:40.731
9 -	32.156	21.204	53.360 (1)	81.49		16:03:34.091
10 -	32.500	21.042	53.542 (2)	81.21	0.182	16:04:27.633
11 -	32.589	21.819	54.408	79.92	1.048	16:05:22.041

P21 86 C	David SHOUBRIDGE		Kawasaki -			
IDEAL LAP TIME : 48.738	BEST LAP TIME : 48.738		DIFFERENCE : 0.000			

LAP	SECTOR 1	SECTOR 2	LAP TIME	MPH	DIFF	TIME OF DAY
1 -		19.766	55.085	78.94	6.347	15:56:16.026
2 -	29.705	19.735	49.440	87.95	0.702	15:57:05.466
3 -	29.727	20.023	49.750	87.40	1.012	15:57:55.216
4 -	29.806	19.764	49.570	87.72	0.832	15:58:44.786
5 -	30.243	19.832	50.075	86.84	1.337	15:59:34.861
6 -	29.396	19.478	48.874 (2)	88.97	0.136	16:00:23.735
7 -	29.287	19.451	48.738 (1)	89.22		16:01:12.473
8 -	29.415	19.706	49.121 (3)	88.52	0.383	16:02:01.594
9 -	29.763	19.809	49.572	87.72	0.834	16:02:51.166
10 -	30.721	19.704	50.425	86.23	1.687	16:03:41.591

P22 43 C	Jon CLARK		Triumph - RJC Motor Services			
IDEAL LAP TIME : 52.047	BEST LAP TIME : 52.101		DIFFERENCE : 0.054			

LAP	SECTOR 1	SECTOR 2	LAP TIME	MPH	DIFF	TIME OF DAY
1 -		21.074	59.461	73.13	7.360	15:56:20.402
2 -	31.389	20.897	52.286 (2)	83.16	0.185	15:57:12.688
3 -	31.150	20.951	52.101 (1)	83.46		15:58:04.789
4 -	31.754	20.939	52.693 (3)	82.52	0.592	15:58:57.482
5 -	31.953	21.173	53.126	81.85	1.025	15:59:50.608

P23 144 C	Tom NEWMAN		Triumph - Leeway Building Services & David Bedwell and Partnr			
IDEAL LAP TIME : 50.622	BEST LAP TIME : 50.645		DIFFERENCE : 0.023			

LAP	SECTOR 1	SECTOR 2	LAP TIME	MPH	DIFF	TIME OF DAY
1 -		20.578	58.176	74.74	7.531	15:56:19.117
2 -	30.665	20.337	51.002 (3)	85.26	0.357	15:57:10.119
3 -	30.471	20.174	50.645 (1)	85.86		15:58:00.764
4 -	30.630	20.151	50.781 (2)	85.63	0.136	15:58:51.545

P24 81 C	Liam DUFFETT		Kawasaki - MFM Track Bikes			
IDEAL LAP TIME : 50.088	BEST LAP TIME : 50.088		DIFFERENCE : 0.000			

LAP	SECTOR 1	SECTOR 2	LAP TIME	MPH	DIFF	TIME OF DAY
1 -		20.248	56.367	77.14	6.279	15:56:17.308
2 -	30.140	20.310	50.450 (2)	86.19	0.362	15:57:07.758
3 -	30.105	19.983	50.088 (1)	86.81		15:57:57.846

P25 44	Hayden PLATTON		Kawasaki - NR Racing			
IDEAL LAP TIME : 49.430	BEST LAP TIME : 49.430		DIFFERENCE : 0.000			

LAP	SECTOR 1	SECTOR 2	LAP TIME	MPH	DIFF	TIME OF DAY
-----	----------	----------	----------	-----	------	-------------

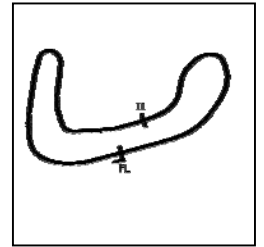
Weather / Track : Sunny / Dry

Brands Hatch Indy
Circuit Length = 1.2079 miles
Start: 15:55 Flag 16:05 End: 16:06

BMCRC - MRO Championships 2017 - Rnd 8 @ Brands Hatch Indy

Team Respro MRO 600 inc Clubman 600

RACE 12 - SECTOR ANALYSIS



SECTOR 1 = FL to I1, SECTOR 2 = I1 to FL, DIFF = Difference To Personal Best Lap, P = Crossed Finish Line in Pit Lane, D = Time Disallowed

1 -		20.487	57.728	75.32	8.298	15:56:18.669
2 -	30.092	19.930	50.022 (2)	86.93	0.592	15:57:08.691
3 -	29.554	19.876	49.430 (1)	87.97		15:57:58.121

BMCRC - MRO Championships 2017 - Rnd 8 @ Brands Hatch Indy

Team Respro MRO 600 inc Clubman 600

RACE 12 - BEST SECTORS

SECTOR 1			SECTOR 2			IDEAL / BEST COMPARISON						
POS	NO	NAME	TIME	NO	NAME	TIME	POS	NO	NAME	IDEAL	BEST	DIFF
									PERFECT LAP	48.485		
1	14	BURRAGE	29.034	86	SHOUBRIDGE	19.451	1	14	BURRAGE	48.491	48.491	0.000
2	226	HARTGROVE	29.168	14	BURRAGE	19.457	2	226	HARTGROVE	48.660	48.804	0.144
3	86	SHOUBRIDGE	29.287	127	TINKLER	19.476	3	86	SHOUBRIDGE	48.738	48.738	0.000
4	17	BAKER	29.385	10	WILBY	19.486	4	127	TINKLER	48.868	48.868	0.000
5	127	TINKLER	29.392	226	HARTGROVE	19.492	5	10	WILBY	48.936	49.100	0.164
6	10	WILBY	29.450	777	WILLIAMS	19.593	6	17	BAKER	49.044	49.051	0.007
7	777	WILLIAMS	29.457	32	PIPER	19.643	7	777	WILLIAMS	49.050	49.121	0.071
8	32	PIPER	29.508	17	BAKER	19.659	8	32	PIPER	49.151	49.185	0.034
9	44	PLATTON	29.554	46	ROWLINGS	19.790	9	44	PLATTON	49.430	49.430	0.000
10	11	HARVEY	29.648	11	HARVEY	19.852	10	11	HARVEY	49.500	49.500	0.000
11	82	SMITH	29.843	44	PLATTON	19.876	11	46	ROWLINGS	49.642	49.650	0.008
12	46	ROWLINGS	29.852	184	TWYFORD	19.908	12	82	SMITH	49.798	49.846	0.048
13	56	MILLS	29.946	40	SHELVEY	19.928	13	184	TWYFORD	49.870	49.969	0.099
14	184	TWYFORD	29.962	82	SMITH	19.955	14	40	SHELVEY	50.082	50.192	0.110
15	81	DUFFETT	30.105	81	DUFFETT	19.983	15	81	DUFFETT	50.088	50.088	0.000
16	40	SHELVEY	30.154	56	MILLS	20.151	16	56	MILLS	50.097	50.097	0.000
17	144	NEWMAN	30.471	144	NEWMAN	20.151	17	144	NEWMAN	50.622	50.645	0.023
18	43	CLARK	31.150	90	COYLE	20.433	18	43	CLARK	52.047	52.101	0.054
19	83	SKEELS-PIGGINS	31.461	97	GRAHAM	20.516	19	147	CHASTON	52.144	52.223	0.079
20	147	CHASTON	31.536	7	MOORE	20.581	20	97	GRAHAM	52.176	52.176	0.000
21	97	GRAHAM	31.660	147	CHASTON	20.608	21	7	MOORE	52.253	52.420	0.167
22	7	MOORE	31.672	43	CLARK	20.897	22	90	COYLE	52.367	52.659	0.292
23	51	DURANT	31.793	83	SKEELS-PIGGINS	20.963	23	83	SKEELS-PIGGINS	52.424	52.424	0.000
24	90	COYLE	31.934	51	DURANT	20.984	24	51	DURANT	52.777	52.943	0.166
25	179	SILVAIN	32.156	179	SILVAIN	21.042	25	179	SILVAIN	53.198	53.360	0.162

Weather / Track : Sunny / Dry

Results can be found at www.tsl-timing.com

Brands Hatch Indy
Circuit Length = 1.2079 miles
Start: 15:55 Flag 16:05 End: 16:06

Printed - 16:08 Saturday, 26 August 2017

BMCRC - MRO Championships 2017 - Rnd 8 @ Brands Hatch Indy

Team Respro MRO 600 inc Clubman 600

RACE 5 - GRID (14 Laps)

ROW 11	33	52.424	83 Talan SKEELS-PIGGINS	32	50 Kris MURPHY	31	9 Duncan GROVE
ROW 10	30		6 Conor WHEELER	29	62 Charlie PATERSON	28	27 Stuart WICKENS
ROW 9	27		16 Ollie SHOTTON	26	199 Lloyd COLLINS	25	53 Jason SIGGS
ROW 8	24	53.360	179 Lee SILVAIN	23	52.943 51 Andrew DURANT	22	52.659 90 James COYLE
ROW 7	21	52.420	7 Adam MOORE	20	52.223 147 Sean CHASTON	19	52.176 97 Sam GRAHAM
ROW 6	18	52.101	43 Jon CLARK	17	50.645 144 Tom NEWMAN	16	50.192 40 David SHELVEY
ROW 5	15	50.097	56 Michael MILLS	14	50.088 81 Liam DUFFETT	13	49.969 184 David TWYFORD
ROW 4	12	49.846	82 Andrew SMITH	11	49.650 46 Harry ROWLINGS	10	49.500 11 Josh HARVEY
ROW 3	9	49.430	44 Hayden PLATTON	8	49.185 32 Mark PIPER	7	49.121 777 Mason WILLIAMS
ROW 2	6	49.100	10 Paul WILBY	5	49.051 17 Philip BAKER	4	48.868 127 David TINKLER
ROW 1	3	48.804	226 Adam HARTGROVE	2	48.738 86 David SHOUBRIDGE	1	48.491 14 Chris BURRAGE
Pole							

Brands Hatch Indy
Circuit Length = 1.2079 miles

These results are provisional until the conclusion of any judicial and technical matters.

Clerk Of Course :	Timekeeper :
-------------------	--------------

Results can be found at www.tsl-timing.com

Printed - 16:10 Saturday, 26 August 2017



BMCRC - MRO Championships 2017 - Rnd 8 @ Brands Hatch Indy

Team Respro MRO 600 inc Clubman 600

RACE 5 - CLASSIFICATION

POS	NO	CL	PIC NAME	ENTRY	LAPS	TIME	GAP	DIFF	MPH	BEST	ON
1	14		1 Chris BURRAGE	Yamaha - Seton tuning	14	11:28.415			88.43	48.560	5
2	127		2 David TINKLER	Yamaha - alltrades / Tinkler M/C's	14	11:32.355	3.940	3.940	87.93	48.877	3
3	226		3 Adam HARTGROVE	Yamaha - Technical lifting services limited	14	11:32.646	4.231	0.291	87.89	48.819	3
4	44		4 Hayden PLATTON	Kawasaki - NR Racing	14	11:36.914	8.499	4.268	87.35	49.006	6
5	10	C	1 Paul WILBY	Kawasaki - MOREMOTO	14	11:39.500	11.085	2.586	87.03	48.847	5
6	17	C	2 Philip BAKER	Triumph - Ashford accident repair center	14	11:39.587	11.172	0.087	87.02	49.303	4
7	46		5 Harry ROWLINGS	Triumph - Bernard Elliott racing / Steve Jordan moto	14	11:46.272	17.857	6.685	86.19	49.678	4
8	32		6 Mark PIPER	Yamaha -	14	11:46.498	18.083	0.226	86.17	49.121	12
9	777	C	3 Mason WILLIAMS	Yamaha - MoreMoto	14	11:46.724	18.309	0.226	86.14	49.664	4
10	82	C	4 Andrew SMITH	Suzuki - 5 Club Racing / Challenger Communication	14	11:48.106	19.691	1.382	85.97	49.904	9
11	11		7 Josh HARVEY	Yamaha - NR Racing	14	11:49.868	21.453	1.762	85.76	49.569	5
12	56	C	5 Michael MILLS	Yamaha - A51 Racing	14	11:55.511	27.096	5.643	85.08	50.117	14
13	40		8 David SHELVEY	Suzuki - ymark.com	14	11:55.976	27.561	0.465	85.03	50.141	14
14	147	C	6 Sean CHASTON	Yamaha - Hyside Motorcycles	14	12:14.590	46.175	18.614	82.87	51.432	11
15	97	C	7 Sam GRAHAM	Honda -	13	11:28.540	1 Lap	1 Lap	82.10	51.874	3
16	7		9 Adam MOORE	Triumph -	13	11:29.581	1 Lap	1.041	81.97	51.936	7
17	83		10 Talan SKEELS-PIGGINS	Suzuki - McMillan Williams	13	11:36.461	1 Lap	6.880	81.17	51.957	6
18	51	C	8 Andrew DURANT	Honda -	13	11:47.052	1 Lap	10.591	79.95	52.499	6

NOT CLASSIFIED

DNF	184		David TWYFORD	Yamaha -	9	7:34.332	5 Laps	4 Laps	86.14	49.399	7
DNF	179		Lee SILVAIN	Yamaha -	9	8:23.912	5 Laps	49.580	77.66	54.187	4
DNF	53	C	Jason SIGGS	Yamaha - J Siggs Construction	8	6:54.619	6 Laps	1 Lap	83.90	50.128	6
DNF	16	C	Ollie SHOTTON	Kawasaki -	6	5:23.998	8 Laps	2 Laps	80.53	52.134	5
DNF	43	C	Jon CLARK	Triumph - RJC Motor Services	5	4:24.287	9 Laps	1 Lap	82.27	50.952	4

FASTEST LAP

14		Chris BURRAGE	Yamaha - Seton tuning	5	48.560	89.55 mph	144.11 kph
10	C	Paul WILBY	Kawasaki - MOREMOTO	5	48.847	89.02 mph	143.27 kph

Class - 90% of Race Speed = 79.58 mph
 Class C - 90% of Race Speed = 78.32 mph

Brands Hatch Indy
 Circuit Length = 1.2079 miles
 Start: 12:19 Flag 12:31 End: 12:31

Weather / Track : Sunny / Dry

These results are provisional until the conclusion of any judicial and technical matters.

Clerk Of Course :	Timekeeper :
-------------------	--------------

Results can be found at www.tsl-timing.com

Printed - 12:32 Sunday, 27 August 2017



BMCRC - MRO Championships 2017 - Rnd 8 @ Brands Hatch Indy

Team Respro MRO 600 inc Clubman 600

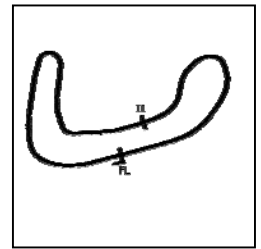
RACE 5 - LAP CHART

17	11.172	50.204
46	17.857	50.705
32	18.083	50.785
777	18.309	50.488
51	1 Lap	55.621
82	19.691	49.904
11	21.453	50.630
56	27.096	50.117
40	27.561	50.141
147	46.175	51.707

BMCRC - MRO Championships 2017 - Rnd 8 @ Brands Hatch Indy

Team Respro MRO 600 inc Clubman 600

RACE 5 - SECTOR ANALYSIS



SECTOR 1 = FL to I1, SECTOR 2 = I1 to FL, DIFF = Difference To Personal Best Lap, P = Crossed Finish Line in Pit Lane, D = Time Disallowed

P1 14		Chris BURRAGE		Yamaha - Seton tuning		
IDEAL LAP TIME : 48.377		BEST LAP TIME : 48.560		DIFFERENCE : 0.183		
LAP	SECTOR 1	SECTOR 2	LAP TIME	MPH	DIFF	TIME OF DAY
1 -		19.616	53.390	81.44	4.830	12:20:27.234
2 -	29.523	19.613	49.136	88.50	0.576	12:21:16.370
3 -	29.152	19.558	48.710	89.27	0.150	12:22:05.080
4 -	28.973	19.644	48.617 (2)	89.44	0.057	12:22:53.697
5 -	28.908	19.652	48.560 (1)	89.55		12:23:42.257
6 -	29.149	19.652	48.801	89.10	0.241	12:24:31.058
7 -	29.348	19.469	48.817	89.07	0.257	12:25:19.875
8 -	29.130	19.530	48.660 (3)	89.36	0.100	12:26:08.535
9 -	29.062	19.736	48.798	89.11	0.238	12:26:57.333
10 -	29.340	19.617	48.957	88.82	0.397	12:27:46.290
11 -	29.475	19.558	49.033	88.68	0.473	12:28:35.323
12 -	29.221	19.682	48.903	88.92	0.343	12:29:24.226
13 -	29.454	19.667	49.121	88.52	0.561	12:30:13.347
14 -	29.222	19.690	48.912	88.90	0.352	12:31:02.259

P2 127		David TINKLER		Yamaha - alltrades / Tinkler M/C's		
IDEAL LAP TIME : 48.769		BEST LAP TIME : 48.877		DIFFERENCE : 0.108		
LAP	SECTOR 1	SECTOR 2	LAP TIME	MPH	DIFF	TIME OF DAY
1 -		19.685	53.730	80.93	4.853	12:20:27.574
2 -	29.500	19.540	49.040	88.67	0.163	12:21:16.614
3 -	29.252	19.625	48.877 (1)	88.97		12:22:05.491
4 -	29.378	19.629	49.007 (3)	88.73	0.130	12:22:54.498
5 -	29.322	19.628	48.950 (2)	88.83	0.073	12:23:43.448
6 -	29.562	19.594	49.156	88.46	0.279	12:24:32.604
7 -	29.558	19.626	49.184	88.41	0.307	12:25:21.788
8 -	29.574	19.517	49.091	88.58	0.214	12:26:10.879
9 -	29.561	19.684	49.245	88.30	0.368	12:27:00.124
10 -	29.594	19.579	49.173	88.43	0.296	12:27:49.297
11 -	29.488	19.588	49.076	88.60	0.199	12:28:38.373
12 -	29.472	19.804	49.276	88.24	0.399	12:29:27.649
13 -	29.549	19.815	49.364	88.09	0.487	12:30:17.013
14 -	29.581	19.605	49.186	88.41	0.309	12:31:06.199

P3 226		Adam HARTGROVE		Yamaha - Technical lifting services limited		
IDEAL LAP TIME : 48.747		BEST LAP TIME : 48.819		DIFFERENCE : 0.072		
LAP	SECTOR 1	SECTOR 2	LAP TIME	MPH	DIFF	TIME OF DAY
1 -		19.868	54.064	80.43	5.245	12:20:27.908
2 -	29.372	19.658	49.030	88.69	0.211	12:21:16.938
3 -	29.172	19.647	48.819 (1)	89.07		12:22:05.757
4 -	29.313	19.736	49.049	88.65	0.230	12:22:54.806
5 -	29.155	19.751	48.906 (2)	88.91	0.087	12:23:43.712
6 -	29.440	19.831	49.271	88.25	0.452	12:24:32.983
7 -	29.363	19.641	49.004 (3)	88.73	0.185	12:25:21.987
8 -	29.487	19.592	49.079	88.60	0.260	12:26:11.066
9 -	29.510	19.781	49.291	88.22	0.472	12:27:00.357
10 -	29.557	19.644	49.201	88.38	0.382	12:27:49.558
11 -	29.395	19.644	49.039	88.67	0.220	12:28:38.597
12 -	29.451	19.823	49.274	88.25	0.455	12:29:27.871
13 -	29.515	19.948	49.463	87.91	0.644	12:30:17.334
14 -	29.403	19.753	49.156	88.46	0.337	12:31:06.490

P4 44		Hayden PLATTON		Kawasaki - NR Racing		
IDEAL LAP TIME : 48.958		BEST LAP TIME : 49.006		DIFFERENCE : 0.048		
LAP	SECTOR 1	SECTOR 2	LAP TIME	MPH	DIFF	TIME OF DAY
1 -		19.804	54.706	79.49	5.700	12:20:28.550
2 -	29.835	19.748	49.583	87.70	0.577	12:21:18.133
3 -	29.560	19.652	49.212	88.36	0.206	12:22:07.345

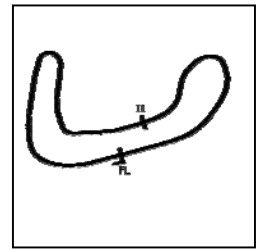
Weather / Track : Sunny / Dry

Brands Hatch Indy
Circuit Length = 1.2079 miles
Start: 12:19 Flag 12:31 End: 12:31

BMCRC - MRO Championships 2017 - Rnd 8 @ Brands Hatch Indy

Team Respro MRO 600 inc Clubman 600

RACE 5 - SECTOR ANALYSIS



SECTOR 1 = FL to I1, SECTOR 2 = I1 to FL, DIFF = Difference To Personal Best Lap, P = Crossed Finish Line in Pit Lane, D = Time Disallowed

4 -	29.479	19.589	49.068 (2)	88.62	0.062	12:22:56.413
5 -	29.399	19.722	49.121 (3)	88.52	0.115	12:23:45.534
6 -	29.435	19.571	49.006 (1)	88.73		12:24:34.540
7 -	29.387	19.758	49.145	88.48	0.139	12:25:23.685
8 -	29.715	19.661	49.376	88.07	0.370	12:26:13.061
9 -	29.741	19.980	49.721	87.46	0.715	12:27:02.782
10 -	29.849	19.575	49.424	87.98	0.418	12:27:52.206
11 -	30.003	19.579	49.582	87.70	0.576	12:28:41.788
12 -	29.837	19.870	49.707	87.48	0.701	12:29:31.495
13 -	30.227	19.791	50.018	86.94	1.012	12:30:21.513
14 -	29.537	19.708	49.245	88.30	0.239	12:31:10.758

P5	10 C	Paul WILBY	Kawasaki - MOREMOTO		
IDEAL LAP TIME :	48.801	BEST LAP TIME :	48.847	DIFFERENCE :	0.046

LAP	SECTOR 1	SECTOR 2	LAP TIME	MPH	DIFF	TIME OF DAY
1 -		20.174	55.683	78.09	6.836	12:20:29.527
2 -	30.263	20.320	50.583	85.96	1.736	12:21:20.110
3 -	29.863	20.177	50.040	86.90	1.193	12:22:10.150
4 -	29.830	19.951	49.781	87.35	0.934	12:22:59.931
5 -	29.184	19.663	48.847 (1)	89.02		12:23:48.778
6 -	29.370	19.665	49.035 (2)	88.68	0.188	12:24:37.813
7 -	29.349	19.780	49.129	88.51	0.282	12:25:26.942
8 -	29.614	19.695	49.309	88.19	0.462	12:26:16.251
9 -	29.647	19.785	49.432	87.97	0.585	12:27:05.683
10 -	30.005	19.804	49.809	87.30	0.962	12:27:55.492
11 -	29.786	19.617	49.403	88.02	0.556	12:28:44.895
12 -	29.465	19.651	49.116 (3)	88.53	0.269	12:29:34.011
13 -	29.554	19.926	49.480	87.88	0.633	12:30:23.491
14 -	29.863	19.990	49.853	87.22	1.006	12:31:13.344

P6	17 C	Philip BAKER	Triumph - Ashford accident repair center		
IDEAL LAP TIME :	49.157	BEST LAP TIME :	49.303	DIFFERENCE :	0.146

LAP	SECTOR 1	SECTOR 2	LAP TIME	MPH	DIFF	TIME OF DAY
1 -		19.878	54.417	79.91	5.114	12:20:28.261
2 -	29.912	19.882	49.794	87.33	0.491	12:21:18.055
3 -	29.924	19.991	49.915	87.12	0.612	12:22:07.970
4 -	29.364	19.939	49.303 (1)	88.20		12:22:57.273
5 -	29.425	19.897	49.322 (2)	88.16	0.019	12:23:46.595
6 -	29.551	19.793	49.344 (3)	88.12	0.041	12:24:35.939
7 -	29.516	19.978	49.494	87.86	0.191	12:25:25.433
8 -	29.437	20.010	49.447	87.94	0.144	12:26:14.880
9 -	29.684	19.872	49.556	87.75	0.253	12:27:04.436
10 -	29.662	19.909	49.571	87.72	0.268	12:27:54.007
11 -	29.712	20.109	49.821	87.28	0.518	12:28:43.828
12 -	29.623	20.136	49.759	87.39	0.456	12:29:33.587
13 -	29.615	20.025	49.640	87.60	0.337	12:30:23.227
14 -	29.910	20.294	50.204	86.61	0.901	12:31:13.431

P7	46	Harry ROWLINGS	Triumph - Bernard Elliott racing / Steve Jordan motorcycles		
IDEAL LAP TIME :	49.639	BEST LAP TIME :	49.678	DIFFERENCE :	0.039

LAP	SECTOR 1	SECTOR 2	LAP TIME	MPH	DIFF	TIME OF DAY
1 -		20.343	56.366	77.14	6.688	12:20:30.210
2 -	30.472	20.000	50.472	86.15	0.794	12:21:20.682
3 -	30.308	19.963	50.271	86.50	0.593	12:22:10.953
4 -	29.832	19.846	49.678 (1)	87.53		12:23:00.631
5 -	29.872	19.827	49.699 (2)	87.49	0.021	12:23:50.330
6 -	29.856	19.854	49.710 (3)	87.47	0.032	12:24:40.040
7 -	30.164	20.052	50.216	86.59	0.538	12:25:30.256
8 -	29.895	19.954	49.849	87.23	0.171	12:26:20.105
9 -	29.812	20.029	49.841	87.24	0.163	12:27:09.946
10 -	29.877	19.867	49.744	87.41	0.066	12:27:59.690
11 -	30.102	19.833	49.935	87.08	0.257	12:28:49.625

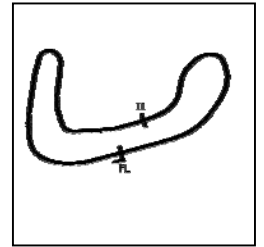
Weather / Track : Sunny / Dry

Brands Hatch Indy
Circuit Length = 1.2079 miles
Start: 12:19 Flag 12:31 End: 12:31

BMCRC - MRO Championships 2017 - Rnd 8 @ Brands Hatch Indy

Team Respro MRO 600 inc Clubman 600

RACE 5 - SECTOR ANALYSIS



SECTOR 1 = FL to I1, SECTOR 2 = I1 to FL, DIFF = Difference To Personal Best Lap, P = Crossed Finish Line in Pit Lane, D = Time Disallowed

12 -	30.073	19.928	50.001	86.97	0.323	12:29:39.626
13 -	29.879	19.906	49.785	87.34	0.107	12:30:29.411
14 -	30.140	20.565	50.705	85.76	1.027	12:31:20.116

P8 32		Mark PIPER		Yamaha -		
IDEAL LAP TIME : 49.035		BEST LAP TIME : 49.121		DIFFERENCE : 0.086		
LAP	SECTOR 1	SECTOR 2	LAP TIME	MPH	DIFF	TIME OF DAY
1 -		20.085	56.911	76.41	7.790	12:20:30.755
2 -	29.550	20.104	49.654	87.57	0.533	12:21:20.409
3 -	30.540	19.837	50.377	86.32	1.256	12:22:10.786
4 -	29.611	19.856	49.467	87.90	0.346	12:23:00.253
5 -	29.772	19.607	49.379 (3)	88.06	0.258	12:23:49.632
6 -	30.303	20.226	50.529	86.06	1.408	12:24:40.161
7 -	30.266	19.991	50.257	86.52	1.136	12:25:30.418
8 -	30.666	19.786	50.452	86.19	1.331	12:26:20.870
9 -	30.413	19.709	50.122	86.76	1.001	12:27:10.992
10 -	30.215	19.653	49.868	87.20	0.747	12:28:00.860
11 -	30.651	19.664	50.315	86.42	1.194	12:28:51.175
12 -	29.428	19.693	49.121 (1)	88.52		12:29:40.296
13 -	29.647	19.614	49.261 (2)	88.27	0.140	12:30:29.557
14 -	30.248	20.537	50.785	85.62	1.664	12:31:20.342

P9 777 C		Mason WILLIAMS		Yamaha - MoreMoto		
IDEAL LAP TIME : 49.634		BEST LAP TIME : 49.664		DIFFERENCE : 0.030		
LAP	SECTOR 1	SECTOR 2	LAP TIME	MPH	DIFF	TIME OF DAY
1 -		20.269	55.621	78.18	5.957	12:20:29.465
2 -	30.637	20.234	50.871	85.48	1.207	12:21:20.336
3 -	30.124	20.421	50.545	86.03	0.881	12:22:10.881
4 -	29.772	19.892	49.664 (1)	87.56		12:23:00.545
5 -	29.815	19.887	49.702 (2)	87.49	0.038	12:23:50.247
6 -	29.831	19.910	49.741 (3)	87.42	0.077	12:24:39.988
7 -	29.962	20.080	50.042	86.89	0.378	12:25:30.030
8 -	29.890	20.155	50.045	86.89	0.381	12:26:20.075
9 -	29.747	20.162	49.909	87.13	0.245	12:27:09.984
10 -	30.208	20.019	50.227	86.57	0.563	12:28:00.211
11 -	30.148	20.014	50.162	86.69	0.498	12:28:50.373
12 -	29.836	20.050	49.886	87.17	0.222	12:29:40.259
13 -	29.896	19.925	49.821	87.28	0.157	12:30:30.080
14 -	29.882	20.606	50.488	86.13	0.824	12:31:20.568

P10 82 C		Andrew SMITH		Suzuki - 5 Club Racing / Challenger Communications		
IDEAL LAP TIME : 49.652		BEST LAP TIME : 49.904		DIFFERENCE : 0.252		
LAP	SECTOR 1	SECTOR 2	LAP TIME	MPH	DIFF	TIME OF DAY
1 -		20.345	57.014	76.27	7.110	12:20:30.858
2 -	30.147	19.969	50.116	86.77	0.212	12:21:20.974
3 -	30.410	20.129	50.539	86.04	0.635	12:22:11.513
4 -	30.084	20.114	50.198	86.62	0.294	12:23:01.711
5 -	29.925	20.192	50.117	86.76	0.213	12:23:51.828
6 -	30.194	20.041	50.235	86.56	0.331	12:24:42.063
7 -	30.087	19.934	50.021	86.93	0.117	12:25:32.084
8 -	30.042	20.014	50.056	86.87	0.152	12:26:22.140
9 -	29.961	19.943	49.904 (1)	87.13		12:27:12.044
10 -	30.101	19.907	50.008	86.95	0.104	12:28:02.052
11 -	30.187	19.871	50.058	86.87	0.154	12:28:52.110
12 -	30.090	19.919	50.009	86.95	0.105	12:29:42.119
13 -	29.781	20.146	49.927 (3)	87.09	0.023	12:30:32.046
14 -	29.996	19.908	49.904 (1)	87.13		12:31:21.950

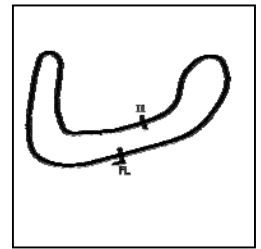
Weather / Track : Sunny / Dry

Brands Hatch Indy
Circuit Length = 1.2079 miles
Start: 12:19 Flag 12:31 End: 12:31

BMCRC - MRO Championships 2017 - Rnd 8 @ Brands Hatch Indy

Team Respro MRO 600 inc Clubman 600

RACE 5 - SECTOR ANALYSIS



SECTOR 1 = FL to I1, SECTOR 2 = I1 to FL, DIFF = Difference To Personal Best Lap, P = Crossed Finish Line in Pit Lane, D = Time Disallowed

P11 11		Josh HARVEY		Yamaha - NR Racing		
IDEAL LAP TIME : 49.569		BEST LAP TIME : 49.569		DIFFERENCE : 0.000		
LAP	SECTOR 1	SECTOR 2	LAP TIME	MPH	DIFF	TIME OF DAY
1 -		20.285	55.525	78.31	5.956	12:20:29.369
2 -	30.318	20.180	50.498	86.11	0.929	12:21:19.867
3 -	30.059	20.089	50.148	86.71	0.579	12:22:10.015
4 -	29.863	19.985	49.848 (2)	87.23	0.279	12:22:59.863
5 -	29.718	19.851	49.569 (1)	87.72		12:23:49.432
6 -	30.194	20.149	50.343	86.37	0.774	12:24:39.775
7 -	30.386	20.175	50.561	86.00	0.992	12:25:30.336
8 -	30.374	20.030	50.404	86.27	0.835	12:26:20.740
9 -	29.971	20.044	50.015 (3)	86.94	0.446	12:27:10.755
10 -	30.082	19.980	50.062	86.86	0.493	12:28:00.817
11 -	30.736	20.312	51.048	85.18	1.479	12:28:51.865
12 -	30.474	20.221	50.695	85.77	1.126	12:29:42.560
13 -	30.291	20.231	50.522	86.07	0.953	12:30:33.082
14 -	30.356	20.274	50.630	85.88	1.061	12:31:23.712

P12 56 C		Michael MILLS		Yamaha - A51 Racing		
IDEAL LAP TIME : 50.060		BEST LAP TIME : 50.117		DIFFERENCE : 0.057		
LAP	SECTOR 1	SECTOR 2	LAP TIME	MPH	DIFF	TIME OF DAY
1 -		20.765	57.696	75.37	7.579	12:20:31.540
2 -	30.471	20.298	50.769	85.65	0.652	12:21:22.309
3 -	30.305	20.267	50.572	85.98	0.455	12:22:12.881
4 -	30.274	20.342	50.616	85.91	0.499	12:23:03.497
5 -	30.386	20.498	50.884	85.46	0.767	12:23:54.381
6 -	30.176	20.360	50.536	86.04	0.419	12:24:44.917
7 -	30.446	20.447	50.893	85.44	0.776	12:25:35.810
8 -	30.134	20.418	50.552	86.02	0.435	12:26:26.362
9 -	30.301	20.456	50.757	85.67	0.640	12:27:17.119
10 -	30.416	20.366	50.782	85.63	0.665	12:28:07.901
11 -	30.188	20.521	50.709	85.75	0.592	12:28:58.610
12 -	30.068	20.212	50.280 (2)	86.48	0.163	12:29:48.890
13 -	29.968	20.380	50.348 (3)	86.37	0.231	12:30:39.238
14 -	29.848	20.269	50.117 (1)	86.76		12:31:29.355

P13 40		David SHELVEY		Suzuki - ymark.com		
IDEAL LAP TIME : 50.082		BEST LAP TIME : 50.141		DIFFERENCE : 0.059		
LAP	SECTOR 1	SECTOR 2	LAP TIME	MPH	DIFF	TIME OF DAY
1 -		21.107	58.653	74.14	8.512	12:20:32.497
2 -	31.039	20.213	51.252	84.84	1.111	12:21:23.749
3 -	30.595	20.379	50.974	85.31	0.833	12:22:14.723
4 -	30.794	20.370	51.164	84.99	1.023	12:23:05.887
5 -	30.323	20.308	50.631	85.88	0.490	12:23:56.518
6 -	30.305	20.259	50.564	86.00	0.423	12:24:47.082
7 -	30.439	20.091	50.530	86.05	0.389	12:25:37.612
8 -	30.138	20.123	50.261	86.52	0.120	12:26:27.873
9 -	30.084	20.091	50.175 (3)	86.66	0.034	12:27:18.048
10 -	30.399	20.246	50.645	85.86	0.504	12:28:08.693
11 -	30.263	20.278	50.541	86.04	0.400	12:28:59.234
12 -	29.991	20.296	50.287	86.47	0.146	12:29:49.521
13 -	30.033	20.125	50.158 (2)	86.69	0.017	12:30:39.679
14 -	29.998	20.143	50.141 (1)	86.72		12:31:29.820

P14 147 C		Sean CHASTON		Yamaha - Hyside Motorcycles		
IDEAL LAP TIME : 51.421		BEST LAP TIME : 51.432		DIFFERENCE : 0.011		
LAP	SECTOR 1	SECTOR 2	LAP TIME	MPH	DIFF	TIME OF DAY
1 -		21.349	59.565	73.00	8.133	12:20:33.409
2 -	31.592	20.860	52.452	82.90	1.020	12:21:25.861
3 -	31.196	20.646	51.842	83.88	0.410	12:22:17.703

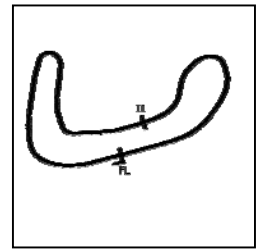
Weather / Track : Sunny / Dry

Brands Hatch Indy
Circuit Length = 1.2079 miles
Start: 12:19 Flag 12:31 End: 12:31

BMCRC - MRO Championships 2017 - Rnd 8 @ Brands Hatch Indy

Team Respro MRO 600 inc Clubman 600

RACE 5 - SECTOR ANALYSIS



SECTOR 1 = FL to I1, SECTOR 2 = I1 to FL, DIFF = Difference To Personal Best Lap, P = Crossed Finish Line in Pit Lane, D = Time Disallowed

4 -	31.268	20.808	52.076	83.50	0.644	12:23:09.779
5 -	31.419	20.801	52.220	83.27	0.788	12:24:01.999
6 -	31.530	20.586	52.116	83.44	0.684	12:24:54.115
7 -	31.042	20.772	51.814	83.92	0.382	12:25:45.929
8 -	31.066	20.605	51.671 (2)	84.15	0.239	12:26:37.600
9 -	30.981	20.937	51.918	83.75	0.486	12:27:29.518
10 -	31.420	20.535	51.955	83.69	0.523	12:28:21.473
11 -	30.992	20.440	51.432 (1)	84.55		12:29:12.905
12 -	31.141	20.690	51.831	83.89	0.399	12:30:04.736
13 -	31.344	20.647	51.991	83.64	0.559	12:30:56.727
14 -	31.130	20.577	51.707 (3)	84.10	0.275	12:31:48.434

P15	97 C	Sam GRAHAM	Honda -		
IDEAL LAP TIME :	51.794	BEST LAP TIME :	51.874	DIFFERENCE :	0.080

LAP	SECTOR 1	SECTOR 2	LAP TIME	MPH	DIFF	TIME OF DAY
1 -		21.191	58.580	74.23	6.706	12:20:32.424
2 -	32.292	20.950	53.242	81.67	1.368	12:21:25.666
3 -	31.194	20.680	51.874 (1)	83.83		12:22:17.540
4 -	31.267	20.862	52.129 (3)	83.42	0.255	12:23:09.669
5 -	31.330	20.910	52.240	83.24	0.366	12:24:01.909
6 -	31.114	20.771	51.885 (2)	83.81	0.011	12:24:53.794
7 -	31.417	20.924	52.341	83.08	0.467	12:25:46.135
8 -	31.386	20.778	52.164	83.36	0.290	12:26:38.299
9 -	31.802	21.015	52.817	82.33	0.943	12:27:31.116
10 -	32.004	20.814	52.818	82.33	0.944	12:28:23.934
11 -	31.741	21.026	52.767	82.41	0.893	12:29:16.701
12 -	32.025	20.864	52.889	82.22	1.015	12:30:09.590
13 -	31.788	21.006	52.794	82.36	0.920	12:31:02.384

P16	7	Adam MOORE	Triumph -		
IDEAL LAP TIME :	51.890	BEST LAP TIME :	51.936	DIFFERENCE :	0.046

LAP	SECTOR 1	SECTOR 2	LAP TIME	MPH	DIFF	TIME OF DAY
1 -		21.509	1:00.433	71.95	8.497	12:20:34.277
2 -	32.106	21.305	53.411	81.41	1.475	12:21:27.688
3 -	31.722	21.049	52.771	82.40	0.835	12:22:20.459
4 -	31.344	21.030	52.374	83.02	0.438	12:23:12.833
5 -	31.374	20.847	52.221	83.27	0.285	12:24:05.054
6 -	31.523	20.968	52.491	82.84	0.555	12:24:57.545
7 -	31.146	20.790	51.936 (1)	83.73		12:25:49.481
8 -	31.385	20.837	52.222	83.27	0.286	12:26:41.703
9 -	31.152	20.913	52.065 (2)	83.52	0.129	12:27:33.768
10 -	31.431	20.956	52.387	83.00	0.451	12:28:26.155
11 -	31.358	20.752	52.110 (3)	83.45	0.174	12:29:18.265
12 -	31.943	20.744	52.687	82.53	0.751	12:30:10.952
13 -	31.697	20.776	52.473	82.87	0.537	12:31:03.425

P17	83	Talan SKEELS-PIGGINS	Suzuki - McMillan Williams		
IDEAL LAP TIME :	51.957	BEST LAP TIME :	51.957	DIFFERENCE :	0.000

LAP	SECTOR 1	SECTOR 2	LAP TIME	MPH	DIFF	TIME OF DAY
1 -		21.816	1:02.644	69.41	10.687	12:20:36.488
2 -	32.491	21.437	53.928	80.63	1.971	12:21:30.416
3 -	32.086	21.334	53.420	81.40	1.463	12:22:23.836
4 -	31.605	21.469	53.074	81.93	1.117	12:23:16.910
5 -	31.512	21.281	52.793	82.37	0.836	12:24:09.703
6 -	30.929	21.028	51.957 (1)	83.69		12:25:01.660
7 -	31.534	21.357	52.891	82.21	0.934	12:25:54.551
8 -	31.700	21.167	52.867	82.25	0.910	12:26:47.418
9 -	31.188	21.034	52.222 (2)	83.27	0.265	12:27:39.640
10 -	31.803	21.075	52.878	82.23	0.921	12:28:32.518
11 -	31.353	21.036	52.389 (3)	83.00	0.432	12:29:24.907
12 -	31.512	21.187	52.699	82.51	0.742	12:30:17.606
13 -	31.498	21.201	52.699	82.51	0.742	12:31:10.305

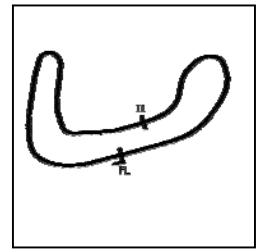
Weather / Track : Sunny / Dry

Brands Hatch Indy
Circuit Length = 1.2079 miles
Start: 12:19 Flag 12:31 End: 12:31

BMCRC - MRO Championships 2017 - Rnd 8 @ Brands Hatch Indy

Team Respro MRO 600 inc Clubman 600

RACE 5 - SECTOR ANALYSIS



SECTOR 1 = FL to I1, SECTOR 2 = I1 to FL, DIFF = Difference To Personal Best Lap, P = Crossed Finish Line in Pit Lane, D = Time Disallowed

P18 51 C		Andrew DURANT		Honda -		
IDEAL LAP TIME : 52.167		BEST LAP TIME : 52.499		DIFFERENCE : 0.332		
LAP	SECTOR 1	SECTOR 2	LAP TIME	MPH	DIFF	TIME OF DAY
1 -		21.978	1:02.925	69.10	10.426	12:20:36.769
2 -	32.518	21.529	54.047	80.45	1.548	12:21:30.816
3 -	31.946	21.703	53.649	81.05	1.150	12:22:24.465
4 -	31.814	21.001	52.815 (3)	82.33	0.316	12:23:17.280
5 -	31.632	21.409	53.041	81.98	0.542	12:24:10.321
6 -	31.711	20.788	52.499 (1)	82.83		12:25:02.820
7 -	31.379	21.293	52.672 (2)	82.56	0.173	12:25:55.492
8 -	32.723	21.000	53.723	80.94	1.224	12:26:49.215
9 -	31.759	21.158	52.917	82.17	0.418	12:27:42.132
10 -	32.310	21.308	53.618	81.10	1.119	12:28:35.750
11 -	32.415	21.875	54.290	80.09	1.791	12:29:30.040
12 -	32.527	22.708	55.235	78.72	2.736	12:30:25.275
13 -	34.019	21.602	55.621	78.18	3.122	12:31:20.896

P19 184		David TWYFORD		Yamaha -		
IDEAL LAP TIME : 49.189		BEST LAP TIME : 49.399		DIFFERENCE : 0.210		
LAP	SECTOR 1	SECTOR 2	LAP TIME	MPH	DIFF	TIME OF DAY
1 -		20.176	55.970	77.69	6.571	12:20:29.814
2 -	30.381	20.265	50.646	85.86	1.247	12:21:20.460
3 -	29.977	19.927	49.904	87.13	0.505	12:22:10.364
4 -	29.772	19.897	49.669	87.55	0.270	12:23:00.033
5 -	29.625	19.803	49.428 (2)	87.97	0.029	12:23:49.461
6 -	29.728	19.971	49.699	87.49	0.300	12:24:39.160
7 -	29.386	20.013	49.399 (1)	88.03		12:25:28.559
8 -	29.537	19.951	49.488 (3)	87.87	0.089	12:26:18.047
9 -	30.029	20.100	50.129	86.74	0.730	12:27:08.176

P20 179		Lee SILVAIN		Yamaha -		
IDEAL LAP TIME : 53.948		BEST LAP TIME : 54.187		DIFFERENCE : 0.239		
LAP	SECTOR 1	SECTOR 2	LAP TIME	MPH	DIFF	TIME OF DAY
1 -		21.552	1:01.299	70.94	7.112	12:20:35.143
2 -	32.874	21.590	54.464 (2)	79.84	0.277	12:21:29.607
3 -	33.206	21.817	55.023	79.03	0.836	12:22:24.630
4 -	32.408	21.779	54.187 (1)	80.25		12:23:18.817
5 -	34.018	21.540	55.558	78.27	1.371	12:24:14.375
6 -	32.763	21.903	54.666	79.54	0.479	12:25:09.041
7 -	33.003	21.605	54.608 (3)	79.63	0.421	12:26:03.649
8 -	33.410	22.930	56.340	77.18	2.153	12:26:59.989
9 -	35.929	21.838	57.767	75.27	3.580	12:27:57.756

P21 53 C		Jason SIGGS		Yamaha - J Siggs Construction		
IDEAL LAP TIME : 49.947		BEST LAP TIME : 50.128		DIFFERENCE : 0.181		
LAP	SECTOR 1	SECTOR 2	LAP TIME	MPH	DIFF	TIME OF DAY
1 -		20.749	59.394	73.21	9.266	12:20:33.238
2 -	31.288	20.327	51.615	84.25	1.487	12:21:24.853
3 -	30.636	20.577	51.213	84.91	1.085	12:22:16.066
4 -	30.380	20.640	51.020	85.23	0.892	12:23:07.086
5 -	30.064	20.178	50.242 (2)	86.55	0.114	12:23:57.328
6 -	29.928	20.200	50.128 (1)	86.75		12:24:47.456
7 -	30.356	20.019	50.375 (3)	86.32	0.247	12:25:37.831
8 -	30.383	20.249	50.632	85.88	0.504	12:26:28.463

P22 16 C		Ollie SHOTTON		Kawasaki -		
IDEAL LAP TIME : 52.134		BEST LAP TIME : 52.134		DIFFERENCE : 0.000		
LAP	SECTOR 1	SECTOR 2	LAP TIME	MPH	DIFF	TIME OF DAY

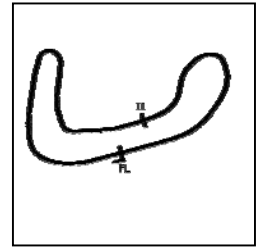
Weather / Track : Sunny / Dry

Brands Hatch Indy
Circuit Length = 1.2079 miles
Start: 12:19 Flag 12:31 End: 12:31

BMCRC - MRO Championships 2017 - Rnd 8 @ Brands Hatch Indy

Team Respro MRO 600 inc Clubman 600

RACE 5 - SECTOR ANALYSIS



SECTOR 1 = FL to I1, SECTOR 2 = I1 to FL, DIFF = Difference To Personal Best Lap, P = Crossed Finish Line in Pit Lane, D = Time Disallowed

1 -		21.546	1:01.476	70.73	9.342	12:20:35.320
2 -	31.818	20.917	52.735	82.46	0.601	12:21:28.055
3 -	31.558	21.103	52.661	82.57	0.527	12:22:20.716
4 -	31.353	21.034	52.387 (2)	83.00	0.253	12:23:13.103
5 -	31.278	20.856	52.134 (1)	83.41		12:24:05.237
6 -	31.643	20.962	52.605 (3)	82.66	0.471	12:24:57.842

P23	43 C	Jon CLARK	Triumph - RJC Motor Services			
IDEAL LAP TIME : 50.915		BEST LAP TIME : 50.952	DIFFERENCE : 0.037			

LAP	SECTOR 1	SECTOR 2	LAP TIME	MPH	DIFF	TIME OF DAY
1 -		21.120	58.823	73.92	7.871	12:20:32.667
2 -	31.299	20.549	51.848	83.87	0.896	12:21:24.515
3 -	30.612	20.756	51.368 (3)	84.65	0.416	12:22:15.883
4 -	30.366	20.586	50.952 (1)	85.34		12:23:06.835
5 -	30.704	20.592	51.296 (2)	84.77	0.344	12:23:58.131

Weather / Track : Sunny / Dry

Results can be found at www.tsl-timing.com

Page 7 of 7

Brands Hatch Indy
Circuit Length = 1.2079 miles
Start: 12:19 Flag 12:31 End: 12:31

Printed - 12:32 Sunday, 27 August 2017

BMCRC - MRO Championships 2017 - Rnd 8 @ Brands Hatch Indy

Team Respro MRO 600 inc Clubman 600

RACE 5 - BEST SECTORS

SECTOR 1			SECTOR 2			IDEAL / BEST COMPARISON						
POS	NO	NAME	TIME	NO	NAME	TIME	POS	NO	NAME	IDEAL	BEST	DIFF
									PERFECT LAP	48.377		
1	14	BURRAGE	28.908	14	BURRAGE	19.469	1	14	BURRAGE	48.377	48.560	0.183
2	226	HARTGROVE	29.155	127	TINKLER	19.517	2	226	HARTGROVE	48.747	48.819	0.072
3	10	WILBY	29.184	44	PLATTON	19.571	3	127	TINKLER	48.769	48.877	0.108
4	127	TINKLER	29.252	226	HARTGROVE	19.592	4	10	WILBY	48.801	48.847	0.046
5	17	BAKER	29.364	32	PIPER	19.607	5	44	PLATTON	48.958	49.006	0.048
6	184	TWYFORD	29.386	10	WILBY	19.617	6	32	PIPER	49.035	49.121	0.086
7	44	PLATTON	29.387	17	BAKER	19.793	7	17	BAKER	49.157	49.303	0.146
8	32	PIPER	29.428	184	TWYFORD	19.803	8	184	TWYFORD	49.189	49.399	0.210
9	11	HARVEY	29.718	46	ROWLINGS	19.827	9	11	HARVEY	49.569	49.569	0.000
10	777	WILLIAMS	29.747	11	HARVEY	19.851	10	777	WILLIAMS	49.634	49.664	0.030
11	82	SMITH	29.781	82	SMITH	19.871	11	46	ROWLINGS	49.639	49.678	0.039
12	46	ROWLINGS	29.812	777	WILLIAMS	19.887	12	82	SMITH	49.652	49.904	0.252
13	56	MILLS	29.848	53	SIGGS	20.019	13	53	SIGGS	49.947	50.128	0.181
14	53	SIGGS	29.928	40	SHELVEY	20.091	14	56	MILLS	50.060	50.117	0.057
15	40	SHELVEY	29.991	56	MILLS	20.212	15	40	SHELVEY	50.082	50.141	0.059
16	43	CLARK	30.366	147	CHASTON	20.440	16	43	CLARK	50.915	50.952	0.037
17	83	SKEELS-PIGGINS	30.929	43	CLARK	20.549	17	147	CHASTON	51.421	51.432	0.011
18	147	CHASTON	30.981	97	GRAHAM	20.680	18	97	GRAHAM	51.794	51.874	0.080
19	97	GRAHAM	31.114	7	MOORE	20.744	19	7	MOORE	51.890	51.936	0.046
20	7	MOORE	31.146	51	DURANT	20.788	20	83	SKEELS-PIGGINS	51.957	51.957	0.000
21	16	SHOTTON	31.278	16	SHOTTON	20.856	21	16	SHOTTON	52.134	52.134	0.000
22	51	DURANT	31.379	83	SKEELS-PIGGINS	21.028	22	51	DURANT	52.167	52.499	0.332
23	179	SILVAIN	32.408	179	SILVAIN	21.540	23	179	SILVAIN	53.948	54.187	0.239

Weather / Track : Sunny / Dry

Results can be found at www.tsl-timing.com

Brands Hatch Indy
Circuit Length = 1.2079 miles
Start: 12:19 Flag 12:31 End: 12:31

Printed - 12:32 Sunday, 27 August 2017

BMCRC - MRO Championships 2017 - Rnd 8 @ Brands Hatch Indy

Team Respro MRO 600 inc Clubman 600

RACE 14 - GRID (14 Laps)

ROW 10	30	51.957	83 Talan SKEELS-PIGGINS	29	62 Charlie PATERSON	28	27 Stuart WICKENS	
ROW 9			27	199 Lloyd COLLINS	26	90 James COYLE	25	144 Tom NEWMAN
ROW 8	24		81 Liam DUFFETT	23	86 David SHOUBRIDGE	22	54.187 179 Lee SILVAIN	
ROW 7			21	52.499 51 Andrew DURANT	20	52.134 16 Ollie SHOTTON	19	51.936 7 Adam MOORE
ROW 6	18	51.874	97 Sam GRAHAM	17	51.432 147 Sean CHASTON	16	50.952 43 Jon CLARK	
ROW 5			15	50.141 40 David SHELVEY	14	50.128 53 Jason SIGGS	13	50.117 56 Michael MILLS
ROW 4	12	49.904	82 Andrew SMITH	11	49.678 46 Harry ROWLINGS	10	49.664 777 Mason WILLIAMS	
ROW 3			9	49.569 11 Josh HARVEY	8	49.399 184 David TWYFORD	7	49.303 17 Philip BAKER
ROW 2	6	49.121	32 Mark PIPER	5	49.006 44 Hayden PLATTON	4	48.877 127 David TINKLER	
ROW 1			3	48.847 10 Paul WILBY	2	48.819 226 Adam HARTGROVE	1	48.560 14 Chris BURRAGE
							Pole	

Brands Hatch Indy
Circuit Length = 1.2079 miles

These results are provisional until the conclusion of any judicial and technical matters.

Clerk Of Course :	Timekeeper :
-------------------	--------------

Results can be found at www.tsl-timing.com

Printed - 12:34 Sunday, 27 August 2017



BMCRC - MRO Championships 2017 - Rnd 8 @ Brands Hatch Indy

Team Respro MRO 600 inc Clubman 600

RACE 14 - CLASSIFICATION

POS	NO	CL	PIC NAME	ENTRY	LAPS	TIME	GAP	DIFF	MPH	BEST	ON
1	14		1 Chris BURRAGE	Yamaha - Seton tuning	14	11:28.678			88.40	48.466	4
2	127		2 David TINKLER	Yamaha - alltrades / Tinkler M/C's	14	11:33.645	4.967	4.967	87.76	48.945	4
3	44		3 Hayden PLATTON	Kawasaki - NR Racing	14	11:33.860	5.182	0.215	87.74	48.728	7
4	226		4 Adam HARTGROVE	Yamaha - Technical lifting services limited	14	11:33.967	5.289	0.107	87.72	48.559	14
5	10	C	1 Paul WILBY	Kawasaki - MOREMOTO	14	11:45.124	16.446	11.157	86.34	49.387	13
6	53	C	2 Jason SIGGS	Yamaha - J Siggs Construction	14	11:45.610	16.932	0.486	86.28	49.256	5
7	17	C	3 Philip BAKER	Triumph - Ashford accident repair center	14	11:46.430	17.752	0.820	86.18	49.459	13
8	777	C	4 Mason WILLIAMS	Yamaha - MoreMoto	14	11:46.972	18.294	0.542	86.11	49.596	14
9	46		5 Harry ROWLINGS	Triumph - Bernard Elliott racing / Steve Jordan moto	14	11:47.770	19.092	0.798	86.01	49.693	14
10	11		6 Josh HARVEY	Yamaha - NR Racing	14	11:48.922	20.244	1.152	85.87	49.894	6
11	56	C	5 Michael MILLS	Yamaha - A51 Racing	14	11:49.470	20.792	0.548	85.81	49.830	9
12	82	C	6 Andrew SMITH	Suzuki - 5 Club Racing / Challenger Communication	14	11:49.680	21.002	0.210	85.78	49.876	9
13	32*		7 Mark PIPER	Yamaha -	14	11:53.137	24.459	3.457	85.36	48.964	10
14	147	C	7 Sean CHASTON	Yamaha - Hyside Motorcycles	14	12:16.056	47.378	22.919	82.71	51.807	9
15	7		8 Adam MOORE	Triumph -	14	12:17.154	48.476	1.098	82.58	51.584	9
16	97	C	8 Sam GRAHAM	Honda -	13	11:33.977	1 Lap	1 Lap	81.46	52.466	7
17	179		9 Lee SILVAIN	Yamaha -	13	11:39.210	1 Lap	5.233	80.85	52.694	11
18	83		10 Talan SKEELS-PIGGINS	Suzuki - McMillan Williams	13	11:39.478	1 Lap	0.268	80.82	52.912	11

NOT CLASSIFIED

DNF	43	C	Jon CLARK	Triumph - RJC Motor Services	5	4:23.926	9 Laps	8 Laps	82.38	51.206	4
DNF	51	C	Andrew DURANT	Honda -	1	1:02.178	13 Laps	4 Laps	69.93		

FASTEST LAP

	14		Chris BURRAGE	Yamaha - Seton tuning	4	48.466		89.72 mph		144.39 kph	
	53	C	Jason SIGGS	Yamaha - J Siggs Construction	5	49.256		88.28 mph		142.08 kph	

* No. 32 - 10 second penalty - jump start
 Class - 90% of Race Speed = 79.56 mph
 Class C - 90% of Race Speed = 77.70 mph

Brands Hatch Indy
 Circuit Length = 1.2079 miles
 Start: 15:43 Flag 15:55 End: 15:55

Weather / Track : Sunny / Dry

These results are provisional until the conclusion of any judicial and technical matters.

Clerk Of Course :	Timekeeper :
-------------------	--------------

Results can be found at www.tsl-timing.com

Printed - 15:56 Sunday, 27 August 2017



BMCRC - MRO Championships 2017 - Rnd 8 @ Brands Hatch Indy

Team Respro MRO 600 inc Clubman 600

RACE 14 - LAP CHART

LAP 1 @ 15:44:29.087

NO	BEHIND	LAP TIME
14		54.013
127	0.115	54.128
226	0.328	54.341
44	0.545	54.558
11	1.519	55.532
10	1.669	55.682
32	1.775	55.788
777	1.934	55.947
17	2.232	56.245
46	2.671	56.684
82	2.819	56.832
56	2.894	56.907
53	3.454	57.467
43	4.205	58.218
147	4.540	58.553
97	5.331	59.344
7	5.383	59.396
179	5.877	59.890
83	6.610	1:00.623
51	8.165	1:02.178

LAP 2 @ 15:45:18.124

NO	BEHIND	LAP TIME
14		49.037
127	0.255	49.177
226	0.629	49.338
44	0.736	49.228
11	3.016	50.534
32	3.147	50.409
10	3.235	50.603
777	3.407	50.510
17	3.622	50.427
46	3.816	50.182
56	4.466	50.609
82	4.745	50.963
53	5.007	50.590
43	6.805	51.637
147	7.379	51.876
7	9.173	52.827
97	9.721	53.427
179	10.242	53.402
83	11.047	53.474

LAP 3 @ 15:46:06.739

NO	BEHIND	LAP TIME
14		48.615
127	0.778	49.138
226	1.469	49.455
44	1.591	49.470
11	4.417	50.016
32	4.485	49.953
10	4.604	49.984
777	4.817	50.025
17	5.183	50.176
46	5.434	50.233
56	6.151	50.300
53	6.482	50.090
82	6.911	50.781
43	9.425	51.235
147	10.967	52.203
7	13.204	52.646

Weather / Track : Sunny / Dry

Results can be found at www.tsl-timing.com

LAP 4 @ 15:46:55.205

NO	BEHIND	LAP TIME
14		48.466
127	1.257	48.945
226	1.843	48.840
44	1.968	48.843
11	5.909	49.958
32	6.057	50.038
10	6.178	50.040
777	6.562	50.211
17	6.890	50.173
46	6.957	49.989
56	7.835	50.150
53	8.147	50.131
82	8.542	50.097
43	12.165	51.206
147	14.626	52.125
7	17.275	52.537
97	18.160	52.611
179	20.117	53.608
83	20.839	53.754

LAP 5 @ 15:47:43.967

NO	BEHIND	LAP TIME
14		48.762
127	1.621	49.126
226	2.025	48.944
44	2.347	49.141
11	7.259	50.112
32	7.334	50.039
10	7.555	50.139
777	7.837	50.037
17	8.171	50.043
46	8.282	50.087
53	8.641	49.256
56	9.391	50.318
82	10.037	50.257
43	15.033	51.630
147	18.016	52.152
7	20.680	52.167
97	22.211	52.813
179	24.915	53.560
83	25.170	53.093

LAP 6 @ 15:48:32.926

NO	BEHIND	LAP TIME
14		48.959
127	1.665	49.003
226	2.034	48.968
44	2.535	49.147
11	8.194	49.894
32	8.265	49.890
10	8.406	49.810
777	9.011	50.133
17	9.273	50.061
46	9.311	49.988
53	9.478	49.796
56	10.567	50.135
82	11.147	50.069

LAP 7 @ 15:49:21.870

NO	BEHIND	LAP TIME
14		48.944
127	1.831	49.110
226	2.034	48.944
44	2.319	48.728
11	9.167	49.917
32	9.230	49.909
10	9.305	49.843
777	10.080	50.013
17	10.207	49.878
53	10.360	49.826
46	10.602	50.235
56	11.756	50.133
82	12.518	50.315
147	24.759	52.383
7	26.830	51.925
97	29.482	52.466
179	33.703	53.287
83	34.088	53.374

LAP 8 @ 15:50:10.374

NO	BEHIND	LAP TIME
14		48.504
127	2.634	49.307
226	2.822	49.292
44	2.891	49.076
11	10.719	50.056
32	10.765	50.039
10	10.940	50.139
53	11.401	49.545
777	11.662	50.086
46	11.875	49.777
17	12.311	50.608
56	13.304	50.052
82	14.063	50.049
147	28.599	52.344
7	30.279	51.953
97	33.702	52.724
179	38.434	53.235
83	38.765	53.181

LAP 9 @ 15:50:58.853

NO	BEHIND	LAP TIME
14		48.479
127	3.304	49.149
44	3.632	49.220
226	3.651	49.308
32	11.806	49.520
11	12.211	49.971
10	12.288	49.827
53	12.512	49.590
777	13.140	49.957
46	13.158	49.762
17	13.410	49.578
56	14.655	49.830
82	15.460	49.876

LAP 10 @ 15:51:47.680

NO	BEHIND	LAP TIME
14		48.827
127	3.544	49.067
44	3.786	48.981
226	3.878	49.054
32	11.943	48.964
11	13.494	50.110
53	13.602	49.917
10	13.613	50.152
777	14.219	49.906
46	14.297	49.966
17	14.488	49.905
56	16.260	50.432
82	16.584	49.951
147	34.909	51.809
7	36.439	51.882
97	42.510	52.913
179	47.560	53.124
83	47.823	53.181

LAP 11 @ 15:52:36.665

NO	BEHIND	LAP TIME
14		48.985
127	3.839	49.280
44	4.218	49.417
226	4.315	49.422
32	12.562	49.604
53	14.581	49.964
10	15.045	50.417
11	15.111	50.602
777	15.370	50.136
17	15.419	49.916
46	15.530	50.218
56	17.405	50.130
82	17.621	50.022
147	37.746	51.822
7	39.214	51.760
97	46.391	52.866

LAP 12 @ 15:53:25.682

NO	BEHIND	LAP TIME
14		49.017
179	1 Lap	52.694
83	1 Lap	52.912
127	4.004	49.182
44	4.212	49.011
226	4.319	49.021
32	13.469	49.924
53	15.438	49.874
10	15.479	49.451
777	16.777	50.424
17	16.879	50.477
11	17.137	51.043
46	17.229	50.716
56	18.515	50.127
82	18.740	50.136

LAP 13 @ 15:54:14.565

NO	BEHIND	LAP TIME
14		48.883
97	1 Lap	52.902
127	4.603	49.482
44	5.615	50.286
226	5.917	50.481
179	1 Lap	53.111
83	1 Lap	53.114
32	14.189	49.603
10	15.983	49.387
53	16.470	49.915
17	17.455	49.459
777	17.885	49.991
46	18.586	50.240
11	18.895	50.641
56	19.863	50.231
82	20.203	50.346
147	44.354	52.213
7	45.532	52.058

LAP 14 @ 15:55:03.752

NO	BEHIND	LAP TIME
14		49.187
127	4.967	49.551
44	5.182	48.754
226	5.289	48.559
97	1 Lap	53.093
179	1 Lap	53.239
83	1 Lap	53.023
32	14.459	49.457
10	16.446	49.650
53	16.932	49.649
17	17.752	49.484
777	18.294	49.596
46	19.092	49.693
11	20.244	50.536
56	20.792	50.116
82	21.002	49.986
147	47.378	52.211
7	48.476	52.131

Brands Hatch Indy

Circuit Length = 1.2079 miles

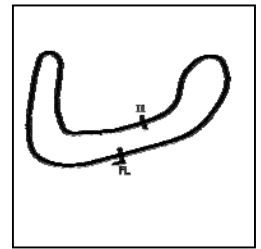
Start: 15:43 Flag 15:55 End: 15:55

Printed - 15:56 Sunday, 27 August 2017

BMCRC - MRO Championships 2017 - Rnd 8 @ Brands Hatch Indy

Team Respro MRO 600 inc Clubman 600

RACE 14 - SECTOR ANALYSIS



SECTOR 1 = FL to I1, SECTOR 2 = I1 to FL, DIFF = Difference To Personal Best Lap, P = Crossed Finish Line in Pit Lane, D = Time Disallowed

P1 14		Chris BURRAGE		Yamaha - Seton tuning		
IDEAL LAP TIME : 48.433		BEST LAP TIME : 48.466		DIFFERENCE : 0.033		
LAP	SECTOR 1	SECTOR 2	LAP TIME	MPH	DIFF	TIME OF DAY
1 -		19.784	54.013	80.50	5.547	15:44:29.087
2 -	29.504	19.533	49.037	88.68	0.571	15:45:18.124
3 -	29.164	19.451	48.615	89.44	0.149	15:46:06.739
4 -	29.080	19.386	48.466 (1)	89.72		15:46:55.205
5 -	29.240	19.522	48.762	89.18	0.296	15:47:43.967
6 -	29.440	19.519	48.959	88.82	0.493	15:48:32.926
7 -	29.401	19.543	48.944	88.84	0.478	15:49:21.870
8 -	29.060	19.444	48.504 (3)	89.65	0.038	15:50:10.374
9 -	29.047	19.432	48.479 (2)	89.70	0.013	15:50:58.853
10 -	29.244	19.583	48.827	89.06	0.361	15:51:47.680
11 -	29.428	19.557	48.985	88.77	0.519	15:52:36.665
12 -	29.408	19.609	49.017	88.71	0.551	15:53:25.682
13 -	29.213	19.670	48.883	88.95	0.417	15:54:14.565
14 -	29.457	19.730	49.187	88.40	0.721	15:55:03.752

P2 127		David TINKLER		Yamaha - alltrades / Tinkler M/C's		
IDEAL LAP TIME : 48.883		BEST LAP TIME : 48.945		DIFFERENCE : 0.062		
LAP	SECTOR 1	SECTOR 2	LAP TIME	MPH	DIFF	TIME OF DAY
1 -		19.782	54.128	80.33	5.183	15:44:29.202
2 -	29.593	19.584	49.177	88.42	0.232	15:45:18.379
3 -	29.543	19.595	49.138	88.49	0.193	15:46:07.517
4 -	29.456	19.489	48.945 (1)	88.84		15:46:56.462
5 -	29.608	19.518	49.126	88.51	0.181	15:47:45.588
6 -	29.469	19.534	49.003 (2)	88.74	0.058	15:48:34.591
7 -	29.426	19.684	49.110	88.54	0.165	15:49:23.701
8 -	29.600	19.707	49.307	88.19	0.362	15:50:13.008
9 -	29.394	19.755	49.149	88.47	0.204	15:51:02.157
10 -	29.444	19.623	49.067 (3)	88.62	0.122	15:51:51.224
11 -	29.595	19.685	49.280	88.24	0.335	15:52:40.504
12 -	29.542	19.640	49.182	88.41	0.237	15:53:29.686
13 -	29.816	19.666	49.482	87.88	0.537	15:54:19.168
14 -	29.818	19.733	49.551	87.76	0.606	15:55:08.719

P3 44		Hayden PLATTON		Kawasaki - NR Racing		
IDEAL LAP TIME : 48.609		BEST LAP TIME : 48.728		DIFFERENCE : 0.119		
LAP	SECTOR 1	SECTOR 2	LAP TIME	MPH	DIFF	TIME OF DAY
1 -		19.634	54.558	79.70	5.830	15:44:29.632
2 -	29.706	19.522	49.228	88.33	0.500	15:45:18.860
3 -	29.863	19.607	49.470	87.90	0.742	15:46:08.330
4 -	29.310	19.533	48.843 (3)	89.03	0.115	15:46:57.173
5 -	29.608	19.533	49.141	88.49	0.413	15:47:46.314
6 -	29.763	19.384	49.147	88.48	0.419	15:48:35.461
7 -	29.289	19.439	48.728 (1)	89.24		15:49:24.189
8 -	29.471	19.605	49.076	88.60	0.348	15:50:13.265
9 -	29.449	19.771	49.220	88.35	0.492	15:51:02.485
10 -	29.412	19.569	48.981	88.78	0.253	15:51:51.466
11 -	29.536	19.881	49.417	87.99	0.689	15:52:40.883
12 -	29.345	19.666	49.011	88.72	0.283	15:53:29.894
13 -	30.453	19.833	50.286	86.47	1.558	15:54:20.180
14 -	29.225	19.529	48.754 (2)	89.19	0.026	15:55:08.934

P4 226		Adam HARTGROVE		Yamaha - Technical lifting services limited		
IDEAL LAP TIME : 48.555		BEST LAP TIME : 48.559		DIFFERENCE : 0.004		
LAP	SECTOR 1	SECTOR 2	LAP TIME	MPH	DIFF	TIME OF DAY
1 -		19.719	54.341	80.02	5.782	15:44:29.415
2 -	29.682	19.656	49.338	88.13	0.779	15:45:18.753
3 -	29.861	19.594	49.455	87.93	0.896	15:46:08.208

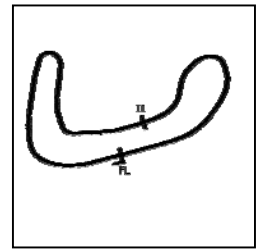
Weather / Track : Sunny / Dry

Brands Hatch Indy
Circuit Length = 1.2079 miles
Start: 15:43 Flag 15:55 End: 15:55

BMCRC - MRO Championships 2017 - Rnd 8 @ Brands Hatch Indy

Team Respro MRO 600 inc Clubman 600

RACE 14 - SECTOR ANALYSIS



SECTOR 1 = FL to I1, SECTOR 2 = I1 to FL, DIFF = Difference To Personal Best Lap, P = Crossed Finish Line in Pit Lane, D = Time Disallowed

4 -	29.319	19.521	48.840 (2)	89.03	0.281	15:46:57.048
5 -	29.420	19.524	48.944 (3)	88.84	0.385	15:47:45.992
6 -	29.333	19.635	48.968	88.80	0.409	15:48:34.960
7 -	29.304	19.640	48.944 (3)	88.84	0.385	15:49:23.904
8 -	29.616	19.676	49.292	88.22	0.733	15:50:13.196
9 -	29.328	19.980	49.308	88.19	0.749	15:51:02.504
10 -	29.505	19.549	49.054	88.64	0.495	15:51:51.558
11 -	29.550	19.872	49.422	87.98	0.863	15:52:40.980
12 -	29.351	19.670	49.021	88.70	0.462	15:53:30.001
13 -	30.516	19.965	50.481	86.14	1.922	15:54:20.482
14 -	29.034	19.525	48.559 (1)	89.55		15:55:09.041

P5	10 C	Paul WILBY	Kawasaki - MOREMOTO
IDEAL LAP TIME : 49.329		BEST LAP TIME : 49.387	DIFFERENCE : 0.058

LAP	SECTOR 1	SECTOR 2	LAP TIME	MPH	DIFF	TIME OF DAY
1 -		20.213	55.682	78.09	6.295	15:44:30.756
2 -	30.349	20.254	50.603	85.93	1.216	15:45:21.359
3 -	29.956	20.028	49.984	86.99	0.597	15:46:11.343
4 -	30.022	20.018	50.040	86.90	0.653	15:47:01.383
5 -	30.083	20.056	50.139	86.73	0.752	15:47:51.522
6 -	29.821	19.989	49.810	87.30	0.423	15:48:41.332
7 -	30.045	19.798	49.843	87.24	0.456	15:49:31.175
8 -	30.223	19.916	50.139	86.73	0.752	15:50:21.314
9 -	29.996	19.831	49.827	87.27	0.440	15:51:11.141
10 -	30.339	19.813	50.152	86.70	0.765	15:52:01.293
11 -	30.401	20.016	50.417	86.25	1.030	15:52:51.710
12 -	29.531	19.920	49.451 (2)	87.93	0.064	15:53:41.161
13 -	29.551	19.836	49.387 (1)	88.05		15:54:30.548
14 -	29.754	19.896	49.650 (3)	87.58	0.263	15:55:20.198

P6	53 C	Jason SIGGS	Yamaha - J Siggs Construction
IDEAL LAP TIME : 49.256		BEST LAP TIME : 49.256	DIFFERENCE : 0.000

LAP	SECTOR 1	SECTOR 2	LAP TIME	MPH	DIFF	TIME OF DAY
1 -		20.211	57.467	75.67	8.211	15:44:32.541
2 -	30.544	20.046	50.590	85.95	1.334	15:45:23.131
3 -	30.037	20.053	50.090	86.81	0.834	15:46:13.221
4 -	30.081	20.050	50.131	86.74	0.875	15:47:03.352
5 -	29.675	19.581	49.256 (1)	88.28		15:47:52.608
6 -	30.072	19.724	49.796	87.32	0.540	15:48:42.404
7 -	30.038	19.788	49.826	87.27	0.570	15:49:32.230
8 -	29.789	19.756	49.545 (2)	87.77	0.289	15:50:21.775
9 -	29.841	19.749	49.590 (3)	87.69	0.334	15:51:11.365
10 -	29.970	19.947	49.917	87.11	0.661	15:52:01.282
11 -	29.895	20.069	49.964	87.03	0.708	15:52:51.246
12 -	29.861	20.013	49.874	87.19	0.618	15:53:41.120
13 -	29.972	19.943	49.915	87.12	0.659	15:54:31.035
14 -	29.729	19.920	49.649	87.58	0.393	15:55:20.684

P7	17 C	Philip BAKER	Triumph - Ashford accident repair center
IDEAL LAP TIME : 49.359		BEST LAP TIME : 49.459	DIFFERENCE : 0.100

LAP	SECTOR 1	SECTOR 2	LAP TIME	MPH	DIFF	TIME OF DAY
1 -		20.135	56.245	77.31	6.786	15:44:31.319
2 -	30.378	20.049	50.427	86.23	0.968	15:45:21.746
3 -	30.196	19.980	50.176	86.66	0.717	15:46:11.922
4 -	30.006	20.167	50.173	86.67	0.714	15:47:02.095
5 -	30.141	19.902	50.043	86.89	0.584	15:47:52.138
6 -	30.017	20.044	50.061	86.86	0.602	15:48:42.199
7 -	29.919	19.959	49.878	87.18	0.419	15:49:32.077
8 -	30.854	19.754	50.608	85.92	1.149	15:50:22.685
9 -	29.827	19.751	49.578 (3)	87.71	0.119	15:51:12.263
10 -	30.029	19.876	49.905	87.13	0.446	15:52:02.168
11 -	29.962	19.954	49.916	87.11	0.457	15:52:52.084

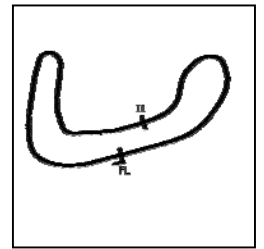
Weather / Track : Sunny / Dry

Brands Hatch Indy
Circuit Length = 1.2079 miles
Start: 15:43 Flag 15:55 End: 15:55

BMCRC - MRO Championships 2017 - Rnd 8 @ Brands Hatch Indy

Team Respro MRO 600 inc Clubman 600

RACE 14 - SECTOR ANALYSIS



SECTOR 1 = FL to I1, SECTOR 2 = I1 to FL, DIFF = Difference To Personal Best Lap, P = Crossed Finish Line in Pit Lane, D = Time Disallowed

12 -	30.450	20.027	50.477	86.15	1.018	15:53:42.561
13 -	29.668	19.791	49.459 (1)	87.92		15:54:32.020
14 -	29.608	19.876	49.484 (2)	87.87	0.025	15:55:21.504

P8 777 C		Mason WILLIAMS		Yamaha - MoreMoto			
IDEAL LAP TIME : 49.571		BEST LAP TIME : 49.596		DIFFERENCE : 0.025			
LAP	SECTOR 1	SECTOR 2	LAP TIME	MPH	DIFF	TIME OF DAY	
1 -		20.037	55.947	77.72	6.351	15:44:31.021	
2 -	30.487	20.023	50.510	86.09	0.914	15:45:21.531	
3 -	30.144	19.881	50.025	86.92	0.429	15:46:11.556	
4 -	30.200	20.011	50.211	86.60	0.615	15:47:01.767	
5 -	30.087	19.950	50.037	86.90	0.441	15:47:51.804	
6 -	30.064	20.069	50.133	86.74	0.537	15:48:41.937	
7 -	30.005	20.008	50.013	86.94	0.417	15:49:31.950	
8 -	30.166	19.920	50.086	86.82	0.490	15:50:22.036	
9 -	29.916	20.041	49.957 (3)	87.04	0.361	15:51:11.993	
10 -	29.932	19.974	49.906 (2)	87.13	0.310	15:52:01.899	
11 -	30.065	20.071	50.136	86.73	0.540	15:52:52.035	
12 -	30.378	20.046	50.424	86.24	0.828	15:53:42.459	
13 -	30.090	19.901	49.991	86.98	0.395	15:54:32.450	
14 -	29.690	19.906	49.596 (1)	87.68		15:55:22.046	

P9 46		Harry ROWLINGS		Triumph - Bernard Elliott racing / Steve Jordan motorcycles			
IDEAL LAP TIME : 49.646		BEST LAP TIME : 49.693		DIFFERENCE : 0.047			
LAP	SECTOR 1	SECTOR 2	LAP TIME	MPH	DIFF	TIME OF DAY	
1 -		20.280	56.684	76.71	6.991	15:44:31.758	
2 -	30.391	19.791	50.182	86.65	0.489	15:45:21.940	
3 -	30.249	19.984	50.233	86.56	0.540	15:46:12.173	
4 -	29.996	19.993	49.989	86.99	0.296	15:47:02.162	
5 -	30.310	19.777	50.087	86.82	0.394	15:47:52.249	
6 -	30.043	19.945	49.988	86.99	0.295	15:48:42.237	
7 -	30.224	20.011	50.235	86.56	0.542	15:49:32.472	
8 -	30.090	19.687	49.777 (3)	87.36	0.084	15:50:22.249	
9 -	30.062	19.700	49.762 (2)	87.38	0.069	15:51:12.011	
10 -	30.020	19.946	49.966	87.03	0.273	15:52:01.977	
11 -	30.377	19.841	50.218	86.59	0.525	15:52:52.195	
12 -	30.517	20.199	50.716	85.74	1.023	15:53:42.911	
13 -	30.303	19.937	50.240	86.55	0.547	15:54:33.151	
14 -	29.959	19.734	49.693 (1)	87.50		15:55:22.844	

P10 11		Josh HARVEY		Yamaha - NR Racing			
IDEAL LAP TIME : 49.791		BEST LAP TIME : 49.894		DIFFERENCE : 0.103			
LAP	SECTOR 1	SECTOR 2	LAP TIME	MPH	DIFF	TIME OF DAY	
1 -		20.169	55.532	78.30	5.638	15:44:30.606	
2 -	30.342	20.192	50.534	86.05	0.640	15:45:21.140	
3 -	29.950	20.066	50.016	86.94	0.122	15:46:11.156	
4 -	29.911	20.047	49.958 (3)	87.04	0.064	15:47:01.114	
5 -	30.113	19.999	50.112	86.77	0.218	15:47:51.226	
6 -	29.891	20.003	49.894 (1)	87.15		15:48:41.120	
7 -	29.901	20.016	49.917 (2)	87.11	0.023	15:49:31.037	
8 -	30.055	20.001	50.056	86.87	0.162	15:50:21.093	
9 -	30.071	19.900	49.971	87.02	0.077	15:51:11.064	
10 -	30.068	20.042	50.110	86.78	0.216	15:52:01.174	
11 -	30.429	20.173	50.602	85.93	0.708	15:52:51.776	
12 -	30.820	20.223	51.043	85.19	1.149	15:53:42.819	
13 -	30.278	20.363	50.641	85.87	0.747	15:54:33.460	
14 -	30.327	20.209	50.536	86.04	0.642	15:55:23.996	

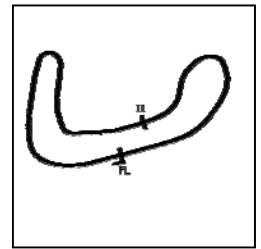
Weather / Track : Sunny / Dry

Brands Hatch Indy
Circuit Length = 1.2079 miles
Start: 15:43 Flag 15:55 End: 15:55

BMCRC - MRO Championships 2017 - Rnd 8 @ Brands Hatch Indy

Team Respro MRO 600 inc Clubman 600

RACE 14 - SECTOR ANALYSIS



SECTOR 1 = FL to I1, SECTOR 2 = I1 to FL, DIFF = Difference To Personal Best Lap, P = Crossed Finish Line in Pit Lane, D = Time Disallowed

P11 56 C		Michael MILLS		Yamaha - A51 Racing			
IDEAL LAP TIME : 49.706		BEST LAP TIME : 49.830		DIFFERENCE : 0.124			
LAP	SECTOR 1	SECTOR 2	LAP TIME	MPH	DIFF	TIME OF DAY	
1 -		20.281	56.907	76.41	7.077	15:44:31.981	
2 -	30.567	20.042	50.609	85.92	0.779	15:45:22.590	
3 -	30.026	20.274	50.300	86.45	0.470	15:46:12.890	
4 -	30.076	20.074	50.150	86.71	0.320	15:47:03.040	
5 -	30.310	20.008	50.318	86.42	0.488	15:47:53.358	
6 -	30.084	20.051	50.135	86.73	0.305	15:48:43.493	
7 -	30.035	20.098	50.133	86.74	0.303	15:49:33.626	
8 -	30.062	19.990	50.052 (2)	86.88	0.222	15:50:23.678	
9 -	29.790	20.040	49.830 (1)	87.26		15:51:13.508	
10 -	30.148	20.284	50.432	86.22	0.602	15:52:03.940	
11 -	30.048	20.082	50.130	86.74	0.300	15:52:54.070	
12 -	29.976	20.151	50.127	86.75	0.297	15:53:44.197	
13 -	30.315	19.916	50.231	86.57	0.401	15:54:34.428	
14 -	29.948	20.168	50.116 (3)	86.77	0.286	15:55:24.544	

P12 82 C		Andrew SMITH		Suzuki - 5 Club Racing / Challenger Communications			
IDEAL LAP TIME : 49.675		BEST LAP TIME : 49.876		DIFFERENCE : 0.201			
LAP	SECTOR 1	SECTOR 2	LAP TIME	MPH	DIFF	TIME OF DAY	
1 -		20.544	56.832	76.51	6.956	15:44:31.906	
2 -	30.775	20.188	50.963	85.32	1.087	15:45:22.869	
3 -	30.584	20.197	50.781	85.63	0.905	15:46:13.650	
4 -	30.131	19.966	50.097	86.80	0.221	15:47:03.747	
5 -	30.188	20.069	50.257	86.52	0.381	15:47:54.004	
6 -	30.083	19.986	50.069	86.85	0.193	15:48:44.073	
7 -	30.173	20.142	50.315	86.42	0.439	15:49:34.388	
8 -	30.023	20.026	50.049	86.88	0.173	15:50:24.437	
9 -	29.976	19.900	49.876 (1)	87.18		15:51:14.313	
10 -	29.851	20.100	49.951 (2)	87.05	0.075	15:52:04.264	
11 -	30.109	19.913	50.022	86.93	0.146	15:52:54.286	
12 -	29.945	20.191	50.136	86.73	0.260	15:53:44.422	
13 -	30.217	20.129	50.346	86.37	0.470	15:54:34.768	
14 -	29.775	20.211	49.986 (3)	86.99	0.110	15:55:24.754	

P13 32		Mark PIPER		Yamaha -			
IDEAL LAP TIME : 48.964		BEST LAP TIME : 48.964		DIFFERENCE : 0.000			
LAP	SECTOR 1	SECTOR 2	LAP TIME	MPH	DIFF	TIME OF DAY	
1 -		19.977	55.788	77.94	6.824	15:44:30.862	
2 -	30.559	19.850	50.409	86.26	1.445	15:45:21.271	
3 -	30.001	19.952	49.953	87.05	0.989	15:46:11.224	
4 -	30.043	19.995	50.038	86.90	1.074	15:47:01.262	
5 -	30.085	19.954	50.039	86.90	1.075	15:47:51.301	
6 -	29.945	19.945	49.890	87.16	0.926	15:48:41.191	
7 -	30.070	19.839	49.909	87.13	0.945	15:49:31.100	
8 -	30.173	19.866	50.039	86.90	1.075	15:50:21.139	
9 -	29.780	19.740	49.520 (3)	87.81	0.556	15:51:10.659	
10 -	29.288	19.676	48.964 (1)	88.81		15:51:59.623	
11 -	29.762	19.842	49.604	87.66	0.640	15:52:49.227	
12 -	30.062	19.862	49.924	87.10	0.960	15:53:39.151	
13 -	29.832	19.771	49.603	87.66	0.639	15:54:28.754	
14 -	29.687	19.770	49.457 (2)	87.92	0.493	15:55:18.211	

P14 147 C		Sean CHASTON		Yamaha - Hyside Motorcycles			
IDEAL LAP TIME : 51.526		BEST LAP TIME : 51.807		DIFFERENCE : 0.281			
LAP	SECTOR 1	SECTOR 2	LAP TIME	MPH	DIFF	TIME OF DAY	
1 -		20.839	58.553	74.26	6.746	15:44:33.627	
2 -	31.515	20.361	51.876	83.82	0.069	15:45:25.503	
3 -	31.505	20.698	52.203	83.30	0.396	15:46:17.706	

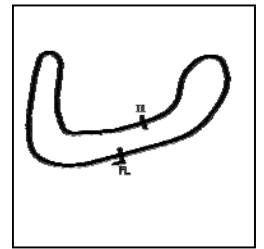
Weather / Track : Sunny / Dry

Brands Hatch Indy
Circuit Length = 1.2079 miles
Start: 15:43 Flag 15:55 End: 15:55

BMCRC - MRO Championships 2017 - Rnd 8 @ Brands Hatch Indy

Team Respro MRO 600 inc Clubman 600

RACE 14 - SECTOR ANALYSIS



SECTOR 1 = FL to I1, SECTOR 2 = I1 to FL, DIFF = Difference To Personal Best Lap, P = Crossed Finish Line in Pit Lane, D = Time Disallowed

4 -	31.549	20.576	52.125	83.42	0.318	15:47:09.831
5 -	31.518	20.634	52.152	83.38	0.345	15:48:01.983
6 -	31.429	20.834	52.263	83.20	0.456	15:48:54.246
7 -	31.544	20.839	52.383	83.01	0.576	15:49:46.629
8 -	31.744	20.600	52.344	83.07	0.537	15:50:38.973
9 -	31.239	20.568	51.807 (1)	83.93		15:51:30.780
10 -	31.213	20.596	51.809 (2)	83.93	0.002	15:52:22.589
11 -	31.165	20.657	51.822 (3)	83.91	0.015	15:53:14.411
12 -	31.549	20.746	52.295	83.15	0.488	15:54:06.706
13 -	31.514	20.699	52.213	83.28	0.406	15:54:58.919
14 -	31.381	20.830	52.211	83.28	0.404	15:55:51.130

P15	7	Adam MOORE	Triumph -
IDEAL LAP TIME :	51.584	BEST LAP TIME :	51.584
		DIFFERENCE :	0.000

LAP	SECTOR 1	SECTOR 2	LAP TIME	MPH	DIFF	TIME OF DAY
1 -		20.896	59.396	73.21	7.812	15:44:34.470
2 -	31.794	21.033	52.827	82.31	1.243	15:45:27.297
3 -	31.758	20.888	52.646	82.60	1.062	15:46:19.943
4 -	31.631	20.906	52.537	82.77	0.953	15:47:12.480
5 -	31.247	20.920	52.167	83.35	0.583	15:48:04.647
6 -	31.398	20.730	52.128	83.42	0.544	15:48:56.775
7 -	31.321	20.604	51.925	83.74	0.341	15:49:48.700
8 -	31.294	20.659	51.953	83.70	0.369	15:50:40.653
9 -	31.106	20.478	51.584 (1)	84.30		15:51:32.237
10 -	31.148	20.734	51.882 (3)	83.81	0.298	15:52:24.119
11 -	31.196	20.564	51.760 (2)	84.01	0.176	15:53:15.879
12 -	31.307	20.853	52.160	83.37	0.576	15:54:08.039
13 -	31.444	20.614	52.058	83.53	0.474	15:55:00.097
14 -	31.253	20.878	52.131	83.41	0.547	15:55:52.228

P16	97 C	Sam GRAHAM	Honda -
IDEAL LAP TIME :	52.453	BEST LAP TIME :	52.466
		DIFFERENCE :	0.013

LAP	SECTOR 1	SECTOR 2	LAP TIME	MPH	DIFF	TIME OF DAY
1 -		21.236	59.344	73.27	6.878	15:44:34.418
2 -	32.401	21.026	53.427	81.39	0.961	15:45:27.845
3 -	31.884	21.025	52.909	82.19	0.443	15:46:20.754
4 -	31.716	20.895	52.611 (2)	82.65	0.145	15:47:13.365
5 -	31.908	20.905	52.813	82.33	0.347	15:48:06.178
6 -	31.947	20.761	52.708 (3)	82.50	0.242	15:48:58.886
7 -	31.729	20.737	52.466 (1)	82.88		15:49:51.352
8 -	31.773	20.951	52.724	82.47	0.258	15:50:44.076
9 -	32.073	21.128	53.201	81.73	0.735	15:51:37.277
10 -	31.977	20.936	52.913	82.18	0.447	15:52:30.190
11 -	31.802	21.064	52.866	82.25	0.400	15:53:23.056
12 -	31.963	20.939	52.902	82.20	0.436	15:54:15.958
13 -	32.103	20.990	53.093	81.90	0.627	15:55:09.051

P17	179	Lee SILVAIN	Yamaha -
IDEAL LAP TIME :	52.694	BEST LAP TIME :	52.694
		DIFFERENCE :	0.000

LAP	SECTOR 1	SECTOR 2	LAP TIME	MPH	DIFF	TIME OF DAY
1 -		21.284	59.890	72.60	7.196	15:44:34.964
2 -	32.408	20.994	53.402	81.43	0.708	15:45:28.366
3 -	32.062	21.286	53.348	81.51	0.654	15:46:21.714
4 -	32.304	21.304	53.608	81.11	0.914	15:47:15.322
5 -	32.250	21.310	53.560	81.19	0.866	15:48:08.882
6 -	31.947	21.457	53.404	81.42	0.710	15:49:02.286
7 -	32.073	21.214	53.287	81.60	0.593	15:49:55.573
8 -	31.935	21.300	53.235	81.68	0.541	15:50:48.808
9 -	32.150	21.158	53.308	81.57	0.614	15:51:42.116
10 -	32.124	21.000	53.124 (3)	81.85	0.430	15:52:35.240
11 -	31.749	20.945	52.694 (1)	82.52		15:53:27.934
12 -	32.129	20.982	53.111 (2)	81.87	0.417	15:54:21.045

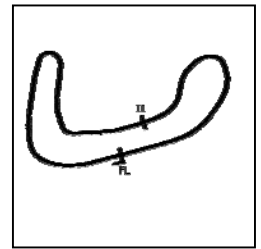
Weather / Track : Sunny / Dry

Brands Hatch Indy
Circuit Length = 1.2079 miles
Start: 15:43 Flag 15:55 End: 15:55

BMCRC - MRO Championships 2017 - Rnd 8 @ Brands Hatch Indy

Team Respro MRO 600 inc Clubman 600

RACE 14 - SECTOR ANALYSIS



SECTOR 1 = FL to I1, SECTOR 2 = I1 to FL, DIFF = Difference To Personal Best Lap, P = Crossed Finish Line in Pit Lane, D = Time Disallowed

13 - 32.162 21.077 53.239 81.68 0.545 15:55:14.284

P18 83		Talan SKEELS-PIGGINS		Suzuki - McMillan Williams		
IDEAL LAP TIME : 52.821		BEST LAP TIME : 52.912		DIFFERENCE : 0.091		
LAP	SECTOR 1	SECTOR 2	LAP TIME	MPH	DIFF	TIME OF DAY
1 -		21.408	1:00.623	71.73	7.711	15:44:35.697
2 -	32.256	21.218	53.474	81.32	0.562	15:45:29.171
3 -	31.926	21.193	53.119	81.86	0.207	15:46:22.290
4 -	32.362	21.392	53.754	80.89	0.842	15:47:16.044
5 -	31.803	21.290	53.093 (3)	81.90	0.181	15:48:09.137
6 -	31.988	21.459	53.447	81.36	0.535	15:49:02.584
7 -	32.148	21.226	53.374	81.47	0.462	15:49:55.958
8 -	32.014	21.167	53.181	81.76	0.269	15:50:49.139
9 -	32.002	21.181	53.183	81.76	0.271	15:51:42.322
10 -	32.119	21.062	53.181	81.76	0.269	15:52:35.503
11 -	31.894	21.018	52.912 (1)	82.18		15:53:28.415
12 -	31.953	21.161	53.114	81.87	0.202	15:54:21.529
13 -	31.831	21.192	53.023 (2)	82.01	0.111	15:55:14.552

P19 43 C		Jon CLARK		Triumph - RJC Motor Services		
IDEAL LAP TIME : 51.191		BEST LAP TIME : 51.206		DIFFERENCE : 0.015		
LAP	SECTOR 1	SECTOR 2	LAP TIME	MPH	DIFF	TIME OF DAY
1 -		20.807	58.218	74.69	7.012	15:44:33.292
2 -	30.940	20.697	51.637	84.21	0.431	15:45:24.929
3 -	30.586	20.649	51.235 (2)	84.87	0.029	15:46:16.164
4 -	30.542	20.664	51.206 (1)	84.92		15:47:07.370
5 -	30.844	20.786	51.630 (3)	84.22	0.424	15:47:59.000

P20 51 C		Andrew DURANT		Honda -		
IDEAL LAP TIME : 59.450		BEST LAP TIME :		DIFFERENCE :		
LAP	SECTOR 1	SECTOR 2	LAP TIME	MPH	DIFF	TIME OF DAY
1 -		22.199	1:02.178	69.93		15:44:37.252

BMCRC - MRO Championships 2017 - Rnd 8 @ Brands Hatch Indy

Team Respro MRO 600 inc Clubman 600

RACE 14 - BEST SECTORS

SECTOR 1			SECTOR 2			IDEAL / BEST COMPARISON						
POS	NO	NAME	TIME	NO	NAME	TIME	POS	NO	NAME	IDEAL	BEST	DIFF
									PERFECT LAP	48.418		
1	226	HARTGROVE	29.034	44	PLATTON	19.384	1	14	BURRAGE	48.433	48.466	0.033
2	14	BURRAGE	29.047	14	BURRAGE	19.386	2	226	HARTGROVE	48.555	48.559	0.004
3	44	PLATTON	29.225	127	TINKLER	19.489	3	44	PLATTON	48.609	48.728	0.119
4	32	PIPER	29.288	226	HARTGROVE	19.521	4	127	TINKLER	48.883	48.945	0.062
5	127	TINKLER	29.394	53	SIGGS	19.581	5	32	PIPER	48.964	48.964	0.000
6	10	WILBY	29.531	32	PIPER	19.676	6	53	SIGGS	49.256	49.256	0.000
7	17	BAKER	29.608	46	ROWLINGS	19.687	7	10	WILBY	49.329	49.387	0.058
8	53	SIGGS	29.675	17	BAKER	19.751	8	17	BAKER	49.359	49.459	0.100
9	777	WILLIAMS	29.690	10	WILBY	19.798	9	777	WILLIAMS	49.571	49.596	0.025
10	82	SMITH	29.775	777	WILLIAMS	19.881	10	46	ROWLINGS	49.646	49.693	0.047
11	56	MILLS	29.790	11	HARVEY	19.900	11	82	SMITH	49.675	49.876	0.201
12	11	HARVEY	29.891	82	SMITH	19.900	12	56	MILLS	49.706	49.830	0.124
13	46	ROWLINGS	29.959	56	MILLS	19.916	13	11	HARVEY	49.791	49.894	0.103
14	43	CLARK	30.542	147	CHASTON	20.361	14	43	CLARK	51.191	51.206	0.015
15	7	MOORE	31.106	7	MOORE	20.478	15	147	CHASTON	51.526	51.807	0.281
16	147	CHASTON	31.165	43	CLARK	20.649	16	7	MOORE	51.584	51.584	0.000
17	97	GRAHAM	31.716	97	GRAHAM	20.737	17	97	GRAHAM	52.453	52.466	0.013
18	179	SILVAIN	31.749	179	SILVAIN	20.945	18	179	SILVAIN	52.694	52.694	0.000
19	83	SKEELS-PIGGINS	31.803	83	SKEELS-PIGGINS	21.018	19	83	SKEELS-PIGGINS	52.821	52.912	0.091
20	51	DURANT	37.251	51	DURANT	22.199	20	51	DURANT	59.450		

Weather / Track : Sunny / Dry

Results can be found at www.tsl-timing.com

Brands Hatch Indy
 Circuit Length = 1.2079 miles
 Start: 15:43 Flag 15:55 End: 15:55

Printed - 15:56 Sunday, 27 August 2017